



---

*This addendum is added to and is to be considered part of the subject contract.*

**Statewide Contract #:** SW0195

**PeopleSoft Contract ID:** See Below

**Contract Title:** Road Maintenance Equipment

**Contract Issuance Date:** 11/01/2017

**Contract Supplier:** See Below

**Addendum #** 18

**Addendum Date:** 10/26/2022

**OMES Point of Contact:**

**Contracting Officer:** Lisa Bradley

**Phone Number:** 405-522-4480

**E-mail address:** [Lisa.bradley@omes.ok.gov](mailto:Lisa.bradley@omes.ok.gov)

---

**Addendum Information:**

This contract has been extended to allow for a new RFP to consolidate equipment contracts.  
The modified expiration date now is April 29, 2023.

OPG Inc, dba Ditch Witch  
9000 N I-35 Service Rd  
Oklahoma City, OK 73131  
Mark Taylor  
918-438-1560  
[mark@ditchwitchok.com](mailto:mark@ditchwitchok.com)  
ID# 517452, Contract 5974

Falcon Road Maint. Equip.  
2600 W Salzburg  
Freeland, MI 48623  
Trish Bell  
248-860-6064  
[trish@falconrme.com](mailto:trish@falconrme.com)  
ID# 458390, Contract 0-5196

Frontier Equip. Sales  
4123 N Banner Rd  
El Reno, OK 73036  
Clark Kerr  
405-354-2611  
[frontiercdk@gmail.com](mailto:frontiercdk@gmail.com)  
ID# 61849, Contract 0-4982

G.W. Keppel Co.  
8233 W Reno  
Oklahoma City, OK 73127  
Marsha Moore  
405-495-0606  
[mmoore@vankeppel.com](mailto:mmoore@vankeppel.com)  
ID# 70033, Contract 0-4983

J & R Equipment LLC  
8800 SW 8<sup>th</sup>  
Oklahoma City, OK 73128  
Rodney Womack  
405-760-8111  
[rwomack@jrequip.net](mailto:rwomack@jrequip.net)  
ID#242476, Contract 0-4984

Kirby-Smith Machinery Inc.  
6715 W Reno Ave  
Oklahoma City, OK 73127  
Chuck Riddle  
918-210-6095  
[criddle@kirby-smith.com](mailto:criddle@kirby-smith.com)  
ID# 73859, Contract 0-4987

(Continued Page 2)

Warren Equip dba Warren CAT  
PO Box 270720  
Oklahoma City, OK 73127  
Buzz McDonald  
405-246-6072  
[Buzz.mcdonald@warrencat.com](mailto:Buzz.mcdonald@warrencat.com)  
ID# 186655, Contract 0-4986





---

*This addendum is added to and is to be considered part of the subject contract.*

**Statewide Contract #:** SW195

**PeopleSoft Contract ID:** 0-5347

**Contract Title:** Road Maintenance Equipment

**Contract Issuance Date:** 11/01/2017

**Contract Supplier:** Wirtgen America Inc

**Addendum #** 17

**Addendum Date:** 11/02/2021

**OMES Point of Contact:**

**Contracting Officer:** Lisa Bradley

**Phone Number:** 405-522-4480

**E-mail address:** [Lisa.bradley@omes.ok.gov](mailto:Lisa.bradley@omes.ok.gov)

---

**Addendum Information:**

Wirtgen America has provided updated price lists for 2022. Additionally, they have increased the discount from list price as follows:

New Discount:

Wirtgen + Vogele product lines: 18% off list price.

Hamm product line: 20% off list price.



**RETAIL PRICE LIST-PRICES EFFECTIVE DECEMBER 1, 2021**

**The following will be Standard Equipment on all Four Wheel Units:**

- \* Certified Roll-Over Protection Structure/Canopy & Retractable Seat Belt
  - \* 8' Steel Core with 10" x 32" Poly Wafer Filler
  - \* Full Gauge Package with Tach & Hour Meter
  - \* Power Steering & Traffic Horn
  - \* 4-Wheel Hydraulic Brakes
  - \* Radial Tires
  - \* Hydrostatic Transmission
  - \* Dual Element Air Cleaner/Engine Air Pre-cleaner
  - \* Reverse Alarm
  - \* Brush Lock
  - \* Joy Stick Control
  - \* Enclosed Engine Cover
  - \* Front and Rear Fenders
  - \* 27 Gallon Fuel Tank and 27 Gallon Hydraulic Tank with Shutoff Valves
  - \* Air Cleaner Stack Extension
  - \* Safety Engine Shutdown System
- 

**BROCE REAR ENGINE SELF-PROPELLED BROOMS - (List Price)**

	<b>Standard Broom</b>
RCT-350 4 Cyl. 2.8 L Cummins Turbo Diesel Tier 4 Final	\$ 62,350.00
RJT-350 4 Cyl. 4.5 John Deere Diesel Tier 4 Final	\$ 64,165.00
RPT-350 4Cyl. 2.8L Perkins Turbo Diesel Tier 4 Final	\$ 60,880.00

(List Price)	<b>BRUSH OPTIONS AVAILABLE</b>
\$ 410	Core Cover End Plate
\$ 255	8 Ft. Poly Tube Brush (96" Brush Surface)
\$ 340	8 Ft. Half Poly & Half Wire Brush
\$ 1,690	Electronic Variable Speed Brush Control
\$ 7,500	Brush Side Shift

Prices F.O.B. Dodge City, Kansas

We reserve the right to change specifications or price at any time without prior notice or obligation

Page 1 of 2

Celebrating **55 years** as the leader in construction & road sweepers.

PO Box 1187  
Norman, OK 73070-1187

Sales: (866) 579-2488  
Office: (405) 579-2488

[www.brocebroom.com](http://www.brocebroom.com)

(List Price)

### BASIC OPTIONS AVAILABLE

\$ 310	Turbo II Precleaner
\$ 195	Sy-Klone Precleaner
\$ 765	Tilt & Telescoping Steering Column
\$ 4,515	7 1/2 Ft. Front Scraper Blade Attachment
\$ 5,951	Curb & Gutter Brush Attachment * <b>Factory installed only</b>
\$ 850	Canopy Windshield
\$ 1,390	Canopy Windshield w/Wiper
\$ 1,595	150 Gal. Water Sprinkler System w/Low Profile Poly Tank
\$ 410	Suspension Seat
\$ 2,615	Tow Bar (2 5/16 Ball or Pintle) w/Hyd. Surge Brake & Tow Lights
\$ 1,460	Tow Bar (2 5/16 Ball or Pintle) w/Safety Chain & Tow Lights
\$ 445	Spare Tire w/Mount
\$ 450	Down Pressure Valve

(List Price)

### LIGHTS & GAUGE OPTIONS

\$ 240	Hydraulic Temperature Gauge
\$ 1,075	Light Group - Class A Turn Signals & Headlamps
\$ 230	Work Lights, Side or Rear (2 Single Beam)
\$ 465	Amber Beacon
\$ 345	Strobe Light
\$ 365	Audible Engine Alarm w/Warning Light
\$ 265	Block Heater
\$ 1,060	Hand Controlled Hydrostat (Replaces Foot Control)
\$ 165	Hanging Rock Guard

(List Price)

\$ 6,160	Cab w/Front Wiper
\$ 810	Heavy Duty Heater & Defroster
\$ 4,040	Air Conditioning
\$ 475	Rear Wiper
\$ 210	Windshield Washer (Front Only)
\$ 435	Windshield Washer (Front & Rear)
\$ 155	West Coast Mirrors
\$ 810	CD/AM/FM Stereo
\$ 125	Vandalism Lock Package
\$ 225	Tool Box



# EQUIPMENT PRICING & ORDER FORM

Phone: 704.966.3300

[Sales@LeeBoy.com](mailto:Sales@LeeBoy.com)

Effective: 19 November 2021

Prices in US Dollars

FOB Lincoln, NC

## 150D Paver

DEALER: \_\_\_\_\_

DATE: \_\_\_\_\_

P. O. NO: \_\_\_\_\_

FLOOR PLAN: YES / NO

WITH: \_\_\_\_\_

NEED BY DATE: \_\_\_\_\_

STOCK ORDER: YES / NO

CUSTOMER: \_\_\_\_\_

SHIP VIA: \_\_\_\_\_

**\*\*\*Specifications are required with orders linked to bids\*\*\***

CONTACT EMAIL: \_\_\_\_\_

SHIP TO ADDRESS: \_\_\_\_\_

### SOLD ORDER - CUSTOMER CLASS:

CONTRACTOR GOV / MUNI NATIONAL ACCOUNT SOURCEWELL



MODEL	DRIVE	ENGINE	SCREED	LIST PRICE	ORDER NUMBER	CK
150D	Wheeled - Paver	74 HP Kubota	8' to 15' Legend Propane	\$ 199,218	150DKUB	

### STANDARD FEATURES

See Similar LeeBoy 6150 Paver and Legend Propane Screed Specifications at: [LeeBoy.com](http://LeeBoy.com) - 6150 Paver

OPTIONS			
DESCRIPTION	LIST PRICE	ORDER NUMBER	CK
Legend HD Screed (see specification)	\$ 17,284	0000	
Legend Electric Screed (see specification)	\$ 9,156	0000	
Remote Screed Controls ** available on the Legend HD or Legend Electric	\$ 1,082	0000	
Automatic Screed Temperature Control ** only available on the Legend HD	\$ 1,548	1017744	
Heated Endgates ** available on the Legend HD or Legend Electric	\$ 1,360	1017024	
Slope Meter	\$ 389	1020138	
Horizontal Flight Screws ** only available on the Legend HD & not available with 3:1 Flight Screw Adjusters	\$ 619	1019884	
3:1 Flight Screw Adjusters ** only available on the Legend HD & not available with Horizontal Flight Screws	\$ 2,694	1015263	
Power Crown	\$ 3,052	0000	
Screed Extension Vibration ** only available on the Legend HD	\$ 2,880	1019447	
Sloping Screed Extensions	\$ 4,411	0000	
Hydraulic Tow Points	\$ 2,778	1024286	
Single Point Lube System - Screed ** only available on the Legend HD	\$ 1,499	1020684	
Single Point Lube System - Conveyors	\$ 1,082	1017296	
Wiring Only, Grade Controls (Topcon)	\$ 1,388	1022121	
Sonic Grade Control, One Side (Topcon)	\$ 9,159	1022124	
Dual Grade Control (Topcon)	\$ 18,316	1022122	
Dual Grade and Slope (Topcon)	\$ 21,057	1022123	
12" x 4.5" Berm Extension (LH & RH) ** only available on the Legend HD	\$ 5,711	0000	
Umbrella	\$ 583	988347	
<a href="#">Extended Warranty Program (Contact factory for specifics or go to www.leeboy.com and view extended program under the warranty tab of the dealer login home page.)</a>			

Pricing subject to change 90 days prior to delivery.



Total List Price

\$ -

COMMENTS: \_\_\_\_\_

SIGNATURE: \_\_\_\_\_

PHONE: \_\_\_\_\_



## EQUIPMENT PRICING & ORDER FORM

Effective: **19 November 2021**

Phone: 704.966.3300

[Sales@LeeBoy.com](mailto:Sales@LeeBoy.com)

Prices in US Dollars

FOB Lincolnton, NC

### 8616D Paver

DEALER: \_\_\_\_\_

DATE: \_\_\_\_\_

P. O. NO: \_\_\_\_\_

FLOOR PLAN: YES / NO

WITH: \_\_\_\_\_

NEED BY DATE: \_\_\_\_\_

STOCK ORDER: YES / NO

CUSTOMER: \_\_\_\_\_

SHIP VIA: \_\_\_\_\_

**\*\*\*Specifications are required with orders linked to bids\*\*\***

CONTACT EMAIL: \_\_\_\_\_

SHIP TO ADDRESS: \_\_\_\_\_

**SOLD ORDER - CUSTOMER CLASS:**

CONTRACTOR GOV / MUNI NATIONAL ACCOUNT SOURCEWELL



MODEL	DRIVE	ENGINE	SCREED	LIST PRICE	ORDER NUMBER	CK
8616D	Track, Poly Pads	127 HP Kubota	8' to 15'6" Legend HD PRO	\$ 279,056	8616DKUB	
STANDARD FEATURES						

See LeeBoy 8616D Paver and Legend HD PRO Screed Specifications at: [LeeBoy.com - 8616D Paver](http://LeeBoy.com - 8616D Paver)

OPTIONS			
DESCRIPTION	LIST PRICE	ORDER NUMBER	CK
Additional Control Post and Wire Harness for the Left Side	\$ 833	1023404	
Smooth Ride HD Poly Pad Track	\$ 7,185	1022021	
Heated Endgates	\$ 1,360	1023072	
High Lift Endgates <b>** in lieu of Standard Endgates</b>	No Charge	1023184	
Slope Meter	\$ 389	1020138	
Horizontal Flight Screws <b>** not available with 3:1 Flight Screw Adjusters</b>	\$ 638	1023406	
3:1 Flight Screw Adjusters <b>** not available with Horizontal Flight Screws</b>	\$ 2,694	1022621	
Power Crown	\$ 3,879	0000	
Screed Extension Vibration	\$ 2,880	1023405	
Central Point Lube System - Screed	\$ 1,617	1023410	
Truck Hitch	\$ 6,714	1023414	
Truck Hitch Valving (excludes Truck Hitch)	\$ 1,693	1023415	
Hydraulically Extendable Oscillating Push Roller (not available with Truck Hitch) <b>** Consult Factory</b>	\$ -	1023416	
Steering Knob Drive Controls (in lieu of joysticks)	No Charge	1023413	
Wiring Only, Grade Controls (Topcon)	\$ 1,388	1022121	
Sonic Grade Control, One Side (Topcon)	\$ 9,159	1022124	
Dual Grade Control (Topcon)	\$ 18,316	1022122	
Dual Grade and Slope (Topcon)	\$ 21,057	1022123	
12" x 6" Berm Extension (LH & RH)	\$ 5,711	0000	
LED Blade Light System (DC Powered, 2 individually mounted LED Blades)	\$ 4,254	1023411	
Umbrella Mounts (2) located on operator seats	\$ 305	1023412	
<a href="#">Extended Warranty Program (Contact factory for specifics or go to www.leeboy.com and view extended program under the warranty tab of the dealer login home page.)</a>			

Pricing subject to change 90 days prior to delivery.

**Total List Price**

\$ -

COMMENTS: \_\_\_\_\_

SIGNATURE: \_\_\_\_\_ PHONE: \_\_\_\_\_



Phone: 704.966.3300

[Sales@LeeBoy.com](mailto:Sales@LeeBoy.com)

Effective: 19 November 2021

Prices in US Dollars

FOB Lincolnton, NC

### Maximizer 4B Distributor

DEALER: \_\_\_\_\_

DATE: \_\_\_\_\_

P. O. NO: \_\_\_\_\_

FLOOR PLAN: YES / NO

WITH: \_\_\_\_\_

NEED BY DATE: \_\_\_\_\_

STOCK ORDER: YES / NO

CUSTOMER: \_\_\_\_\_

SHIP VIA: \_\_\_\_\_

\*\*\*Specifications are required with orders linked to bids\*\*\*

CONTACT EMAIL: \_\_\_\_\_

SHIP TO ADDRESS: \_\_\_\_\_

#### SOLD ORDER - CUSTOMER CLASS:

CONTRACTOR GOV / MUNI NATIONAL ACCOUNT SOURCEWELL

MAXIMUM TANK CAPACITY *	LIST PRICE	ORDER NUMBER	CK
2,050 Gallons (7,760 L)	\$ 132,777	MAX 4B 1900	
3,150 Gallons (11,924 L)	\$ 134,663	MAX 4B 3000	
3,700 Gallons (14,006 L)	\$ 137,305	MAX 4B 3500	
4,250 Gallons (16,088 L)	\$ 141,378	MAX 4B 4000	

\* Gallons listed are maximum tank capacities. Recommended tank capacities may be limited by 1.) Thermal expansion of materials. 2.) Density of materials. 3.) Truck/axle load ratings. For more detail, please contact your local Rosco Sales Representative or Dealer.

\*\* Unit Meets Applicable Federal DOT Regulations for Hot Asphalt.

>>>> Truck Prices NOT Included ----- Sales Orders That Require a Special Order Truck Chassis are NOT Cancellable <<<<

**ALL CUSTOMER SUPPLIED CHASSIS REQUIRE PRE-APPROVAL PRIOR TO ORDER ACCEPTANCE**

#### STANDARD FEATURES

See Rosco Maximizer 4B Specifications at: [LeeBoy.com](http://LeeBoy.com) - Maximizer 4B Distributor

OPTIONS			
DESCRIPTION	LIST PRICE	ORDER NUMBER	CK
Installation for a customer supplied truck chassis	\$ 2,191	0000	
PTO Transmission (required if not using front live power)	\$ 2,524	0000	
LPG burner in lieu of diesel burner (includes LP tank)	\$ 3,052	1005599	
LPG Burners with electronic ignition 100% outfire protection and heat limit control	\$ 4,744	1005601	
Diesel Burners with outfire protection and heat limit control	\$ 1,943	1005605	
Oil Heat System (Heated from the bottom flue tube, tracing on tank sump, asphalt pump, and the interior of spraybar)	\$ 10,569	0000	
Emulsion Tank Hand Railing (Electric actuated with in cab, warning buzzer)	\$ 4,228	0000	
Washdown System with pump and hose & self winding hose reel	\$ 1,721	1005612	
Loading Hose, 3" X 15' flexible steel, with quick couplers	\$ 1,055	1005608	
Loading Hose, 3" X 15' rubber, with quick couplers	\$ 1,388	1005607	
Hose Trough for Loading Hose	\$ 971	0000	
LED Work lights Qty 4	\$ 1,105	1022565	
Beacon Light	\$ 833	1007960	
Frame Mounted Toolbox ** Placement is dependent on frame rail availability	\$ 1,082	1022566	
Extra Fender Mounted Toolbox	\$ 944	1022567	
Wet Storage Box ** Placement is dependent on frame rail availability	\$ 1,388	1022568	
Full Width Mud Flap	\$ 971	22942	
Electric Overnight Heat, 240V Single Phase ** (If requirement is different from STD, please specify rating)	\$ 8,889	0000	
Radar Horn in lieu of GPS	\$ 1,055	1005609	
Nozzle Selection ** #1 Nozzles installed unless otherwise noted Nozzle Selection:	No Charge	0000	
<a href="#">Extended Warranty Program (Contact factory for specifics or go to www.leeboy.com and view extended program under the warranty tab of the dealer login home page.)</a>			

Pricing subject to change 90 days prior to delivery.



Total List Price

\$ -

COMMENTS:

SIGNATURE:

PHONE:

## Price list Series H270

# H 5i - 7i Compactors of weight class 5–7 t

### Scope of supply – basic machine

Diesel engine  
 Manufacturer:  
 KUBOTA  
 Type:  
 V3307-CR-T  
 Power rat. ISO 14396, kW/PS/rpm:  
 55,4/75,3/2200  
 Emission standard:  
 EU Stage V / EPA Tier 4  
 Exhaust gas after-treatment:  
 DOC-DPF  
 Operating voltage:  
 12 V  
 Machine equipment  
 12 V outlets (double)  
 2 large working and rear view mirrors  
 3-point articulation  
 Tray behind the driver's seat  
 Storage bin under the driver's seat  
 Trays  
 Anti-slip control  
 Dashboard with displays, indicator lights and switches  
 Fixture for cooler  
 ECO mode  
 Spring-mounted driver's seat with armrest and safety belt  
 Cup holder  
 Large angle of driving slope at front and rear  
 Hose protection on front vehicle  
 Vibration-isolated operator's platform  
 Maintenance points, central on one machine side

<b>H 5i H270</b>	<b>99,002.00 USD</b>
<b>H 5i P H270</b>	<b>105,314.00 USD</b>
<b>H 7i H270</b>	<b>124,098.00 USD</b>
<b>H 7i P H270</b>	<b>134,414.00 USD</b>
<b>H 7i VIO H270</b>	<b>145,962.00 USD</b>

- Standard
- o Optionally available
- Not available
- Δ Order from headquarter
- ▲ Preset

H 5i	H 5i P	H 7i	H 7i P	H 7i VIO
------	--------	------	--------	----------

## Mandatory Options

### Paintwork

standard color (RAL 2004 + RAL 7015)

Special painting (RAL... + RAL 7015)

2,448.00 USD

Special painting (RAL... + RAL ...)

8,222.00 USD

### CE conformity

Version with CE conformity

### Warning marker

Warning labels according to ANSI

### Displayed unit of speed

Displayed unit of speed is mph

### Displayed unit of frequency

Displayed unit of frequency is rpm

### Wiper

Plastic scraper, for smooth drum

Metal scraper, for padfoot drum

### Drive lever

Drive lever

Drive lever with additional functions

339.00 USD

### Construction

ROPS, rigid

ROPS cabin with heating and door to the left, FOPS-approved (level I)

10,085.00 USD

ROPS cab with heating and air-conditioning system, FOPS-approved (level I)

15,274.00 USD

### adjustable steering column

Steering column, tiltable

### Driver seat

Driver seat, black imitation leather

### Hydraulic oil

Hydraulic oil

### Service documentation

English spare parts and application documentation (EN)

### Technical documentation

Technical documentation – country-specific version for North America (US)

## Equipment Options

### Protective roof

Protective roof, plastic, on ROPS

Plastic protective roof on ROPS with integrated FOPS-approved (level I)

554.00 USD

### padfoot segments

Padfoot shells with metal scraper, not installed

11,825.00 USD

Padfoot shells with metal scraper, not installed

15,458.00 USD

### Dozer blade

Leveling blade

19,138.00 USD

### Automatic motor stop



Automatic motor stop	185.00 USD	Δ	Δ	Δ	Δ	Δ
<b>Back-up alarm</b>		●	●	●	●	●
Back-up alarm, with volume adjustment						
<b>Automatic vibration system</b>						
Automatic vibration system	246.00 USD	○	○	○	○	○
<b>Lighting package as per road traffic regulations</b>						
Lighting package as per road traffic regulations	801.00 USD	○	○	○	○	○
<b>working lights</b>		●	●	●	●	●
Working lights on plastic protective roof, 4-fold, LED						
<b>rotating beacon light</b>						
Rotating beacon on cabin, halogen	631.00 USD	○	○	○	○	○
Rotating beacon on ROPS, halogen	631.00 USD	○	○	○	○	○
<b>Battery isolation switch</b>						
Battery isolation switch, electronic	708.00 USD	○	○	○	○	○
<b>Documentation</b>						
<b>Technical documentation for additional set – country-specific version for North America (US)</b>	477.00 USD	○	○	○	○	○

---

**Price list Series H235**

## H 11i - 12i Compactors of weight class 10–12 t

### Scope of supply – basic machine

Diesel engine  
Manufacturer:  
DEUTZ  
Type:  
TCD 3.6 L4  
Power rat. ISO 14396, kW/PS/rpm:  
85,0/115,6/2300  
Emission standard:  
EU Stage IV / EPA Tier 4  
Exhaust gas after-treatment:  
DOC-SCR  
Operating voltage:  
12 V  
Machine equipment  
2 large working and rear view mirrors  
2 multiply-adjustable armrests  
3-point articulation  
Storage bin, lockable  
Dashboard with displays, indicator lights and function key  
Automatic traction control and anti-slip control  
Operating concept Easy Drive  
ECO mode  
Spring-mounted driver's seat with armrests and safety belt  
Speed preselect  
Cup holder  
Hammtronic—electronic machine management  
Hose protection on front vehicle  
Vibration-isolated operator's platform  
Space for cooler  
Stepless hydrostatic all-wheel drive  
Automatic vibration system

---

<b>H 10i H235</b>	<b>151,813.00</b>	<b>USD</b>
<b>H 10i P H235</b>	<b>166,286.00</b>	<b>USD</b>
<b>H 12i H235</b>	<b>164,284.00</b>	<b>USD</b>
<b>H 12i P H235</b>	<b>178,757.00</b>	<b>USD</b>

- Standard
- o Optionally available
- Not available
- Δ Order from headquarter
- ▲ Preset

H 10i	H 10i P	H 12i	H 12i P
-------	---------	-------	---------

## Mandatory Options

### Paintwork

standard color (RAL 2004 + RAL 7015)

Special painting (RAL... + RAL 7015)

2,448.00 USD

Special painting (RAL... + RAL ...)

8,222.00 USD

### CE conformity

Version with CE conformity

### Warning marker

Warning labels according to ANSI

### System of units

Display of the units of measurement, US units

### Wiper

Plastic scraper, for smooth drum

Metal scraper, for padfoot drum (2-fold, V-shape)

### Construction

ROPS, rigid

ROPS cab with heating and air-conditioning system, FOPS-approved (level I)

18,738.00 USD

### Driver seat

Driver seat, black imitation leather

### adjustable steering column

Steering column with comfort exit and tiltable dashboard

### Rotating seat adapter

Rotating seat adapter

### Lighting package as per road traffic regulations

Lighting package as per road traffic regulations

### Hydraulic oil

Hydraulic oil

### Technical documentation

Technical documentation – country-specific version for North America (US)

### Service documentation

English spare parts and application documentation (EN)

## Equipment Options

### Driver seat backrest extension

Backrest extension for driver's seat, black imitation leather

### Armrest

Armrest comfort setting, left

400.00 USD

Armrest comfort setting, left, at driver's seat with high backrest

400.00 USD

### HCQ navigator

Preparation for HCQ Navigator, at cabin

13,164.00 USD

Preparation for HCQ Navigator, at ROPS

13,164.00 USD

### dashboard cover

Dashboard cover, lockable

447.00 USD

### Protective roof

Protective roof, plastic, on ROPS	-554.00	USD	●	●	○	○
Plastic protective roof on ROPS with integrated FOPS-approved (level I)			○	○	●	●
<b>Dozer blade</b>						
Leveling blade	31,825.00	USD	-	○	○	○
<b>padfoot segments</b>						
Padfoot shells with metal scraper, not installed	18,291.00	USD	○	-	○	-
<b>Frequency control</b>						
Frequency control	308.00	USD	○	○	○	○
<b>HCQ compaction meter</b>						
HAMM Compaction Meter (HCM)	8,853.00	USD	○	○	○	○
<b>Automatic motor stop</b>						
Automatic motor stop			○	○	●	●
<b>Back-up alarm</b>						
Back-up alarm, with volume adjustment			●	●	●	●
<b>Telematics system</b>						
WITOS FleetView (MF3, 4G) – professional telematics solution for machine operation and service optimization			○	○	●	●
<b>working lights, ready</b>						
Preparation for working lights or rotating beacon, for ROPS	308.00	USD	○	○	○	○
Preparation for working lights or rotating beacon, at protective roof			○	○	●	●
<b>working lights</b>						
Working lights on cabin, 4-fold, halogen	-1,432.00	USD	○	○	○	○
Working lights on cabin, 4-fold, LED	0.00	USD	○	○	○	○
Working lights on plastic protective roof, 4-fold, halogen	-1,232.00	USD	○	○	○	○
Working lights on plastic protective roof, 4-fold, LED	0.00	USD	○	○	●	●
<b>rotating beacon light</b>						
Rotating beacon on cabin, halogen	631.00	USD	○	○	○	○
Rotating beacon on ROPS with protective roof, halogen	631.00	USD	○	○	○	○
<b>lunchbox holder</b>						
lunchbox holder			●	●	●	●
<b>Hood release mechanism, convenience</b>						
Hood release mechanism, convenience			○	○	●	●
<b>Documentation</b>						
<b>Technical documentation for additional set – country-specific version for North America (US)</b>	477.00	USD	○	○	○	○

## Price list Series H267

# H 13i - 16i Compactors of weight class 13–16 t

### Scope of supply – basic machine

Diesel engine

Manufacturer:

DEUTZ

Type:

TCD 4.1 L4

Power rat. ISO 14396, kW/PS/rpm:

115,0/156,4/2300

Emission standard:

EU Stage V / EPA Tier 4

Exhaust gas after-treatment:

DOC-DPF-SCR

Operating voltage:

12 V

Machine equipment

2 large working and rear view mirrors

2 multiply-adjustable armrests

3-point articulation

Storage bin, lockable

Dashboard with displays, indicator lights and function key

Automatic traction control and anti-slip control

Operating concept Easy Drive

ECO mode

Spring-mounted driver's seat with armrests and safety belt

Speed preselect

Cup holder

Hammtronic—electronic machine management

Hose protection on front vehicle

Vibration-isolated operator's platform

Space for cooler

Stepless hydrostatic all-wheel drive

Automatic vibration system

<b>H 13i C H267</b>	<b>197,079.00</b>	<b>USD</b>
<b>H 13i C P H267</b>	<b>211,860.00</b>	<b>USD</b>
<b>H 13i VIO H267</b>	<b>216,633.00</b>	<b>USD</b>
<b>H 14i H267</b>	<b>194,616.00</b>	<b>USD</b>
<b>H 14i P H267</b>	<b>209,551.00</b>	<b>USD</b>
<b>H 16i H267</b>	<b>212,476.00</b>	<b>USD</b>
<b>H 16i P H267</b>	<b>226,641.00</b>	<b>USD</b>

- |           |
|-----------|
| H 13i C   |
| H 13i C P |
| H 13i VIO |
| H 14i     |
| H 14i P   |
| H 16i     |
| H 16i P   |

## 13.164.00 USD

Preparation for HCQ Navigator, at ROPS and VIO

### dashboard cover

Dashboard cover, lockable

### Protective roof

Protective roof, plastic, on ROPS

Plastic protective roof. FOPS-approved (level I)

### Dozer blade

Leveling blade

### Levelling blade modular extension

Modular extension from leveling blade to dozer blade, installed

### padfoot segments

Padfoot shells with metal scraper, not installed

### Plate compactor attachment

Preparation for vibration plate

Vibration plate, complete

### Frequency control

Frequency control

### HCQ compaction meter

HAMM Compaction Meter (HCM)

HAMM Compaction Meter (HCM), VIO

### Automatic motor stop

Automatic motor stop

### Back-up alarm

Back-up alarm, with volume adjustment

### Telematics system

WITOS FleetView (MF3, 4G) – professional telematics solution for machine operation and service optimization

### working lights, ready

Preparation for working lights or rotating beacon, at protective roof

### working lights

Working lights on cabin, 4-fold, halogen

Working lights on cabin, 4-fold, LED

Working lights on plastic protective roof, 4-fold, halogen

Working lights on plastic protective roof, 4-fold, LED

### rotating beacon light

Rotating beacon on cabin, halogen

Rotating beacon on ROPS with protective roof, halogen

### lunchbox holder

lunchbox holder

### Hood release mechanism, convenience

Hood release mechanism, convenience

13,164.00	USD	-	-	○	-	-	-	-
447.00	USD	○	○	○	○	○	○	○
-554.00	USD	○	○	○	○	○	○	○
		●	●	●	●	●	●	●
31,825.00	USD	○	○	○	○	○	○	○
8,930.00	USD	Δ	Δ	Δ	Δ	Δ	Δ	Δ
18,291.00	USD	○	-	○	○	-	○	-
33,319.00	USD	○	-	○	○	-	○	-
107,916.00	USD	○	-	○	○	-	○	-
308.00	USD	○	○	○	○	○	○	○
8,853.00	USD	○	○	-	○	○	○	○
8,853.00	USD	-	-	○	-	-	-	-
		●	●	●	●	●	●	●
		●	●	●	●	●	●	●
		●	●	●	●	●	●	●
		●	●	●	●	●	●	●
-1,432.00	USD	○	○	○	○	○	○	○
		○	○	○	○	○	○	○
-1,232.00	USD	○	○	○	○	○	○	○
		●	●	●	●	●	●	●
631.00	USD	○	○	○	○	○	○	○
631.00	USD	○	○	○	○	○	○	○
		●	●	●	●	●	●	●
		●	●	●	●	●	●	●

## Documentation

**Technical documentation for additional set – country-specific version for North America (US)**

477.00 USD

○	○	○	○	○	○	○
---	---	---	---	---	---	---

## Price list Series H268

# H 18i - H25i Compactors of weight class 18–25 t

### Scope of supply – basic machine

Diesel engine  
 Manufacturer:  
 DEUTZ  
 Type:  
 TCD 6.1 L6  
 Power rat. ISO 14396, kW/PS/rpm:  
 160,0/217,6/2300  
 Emission standard:  
 EU Stage IV / EPA Tier 4  
 Exhaust gas after-treatment:  
 DOC-DPF-SCR  
 Operating voltage:  
 12 V  
 Machine equipment  
 2 large working and rear view mirrors  
 2 multiply-adjustable armrests  
 3-point articulation  
 Storage bin, lockable  
 Dashboard with displays, indicator lights and function key  
 Automatic traction control and anti-slip control  
 Operating concept Easy Drive  
 ECO mode  
 Spring-mounted driver's seat with armrests and safety belt  
 Speed preselect  
 Cup holder  
 Hammtronic—electronic machine management  
 Hose protection on front vehicle  
 Vibration-isolated operator's platform  
 Space for cooler  
 Steppless hydrostatic all-wheel drive  
 Automatic vibration system

<b>H 18i H268</b>	<b>272,570.00 USD</b>
<b>H 18i P H268</b>	<b>290,122.00 USD</b>
<b>H 20i H268</b>	<b>289,969.00 USD</b>
<b>H 20i P H268</b>	<b>307,367.00 USD</b>
<b>H 25i H268</b>	<b>374,605.00 USD</b>
<b>H 25i VC H268</b>	<b>444,660.00 USD</b>
<b>H 20i C H268</b>	<b>302,594.00 USD</b>
<b>H 20i C P H268</b>	<b>319,376.00 USD</b>
<b>H 25i C P H268</b>	<b>398,008.00 USD</b>



- |           |
|-----------|
| H 18i     |
| H 18i P   |
| H 20i     |
| H 20i P   |
| H 25i     |
| H 25i VC  |
| H 20i C   |
| H 20i C P |
| H 25i C P |

## Paintwork

Special painting (RAL... + RAL 7015)

2.448.00 USD

8,222.00 USD

## Version with CE conformity

### Warning labels according to ANSI

Display of the units of measurement, US units

Plastic scraper, for smooth drum (2-fold, V-shape)

Metal scraper, for padfoot drum (2-fold, V-shape)

Steel scraper, for vibration crusher drum (2x)

ROPS cab with heating and air-conditioning system, FOPS-approved (level I)

Driver seat, black imitation leather

Driver's seat with high backrest, black imitation leather

1.062.00 USD

## Steering column with comfort exit and tiltable dashboard

### Rotating seat adapter

Lighting package as per road traffic regulations

### Version without lighting package

-1,524.00 USD

Tool set, for stone, not installed

## Hydraulic oil

## English spare parts and application documentation (EN)

Technical documentation – country-specific version for North America (US)

## Driver seat backrest extension

Backrest extension for driver's seat, black imitation leather

Armrest comfort setting, left

Armrest comfort setting, left, at driver's seat with high backrest

## Safety belt monitoring

## Vehicle heater

## Vehicle heater

Vehicle heater	9,546.00 USD	<input type="radio"/>	<input type="radio"/>	<input type="radio"/>	<input type="radio"/>	<input type="radio"/>	<input type="radio"/>	<input type="radio"/>	<input type="radio"/>
<b>HQC navigator</b>									
Process data interface for third-party systems, earth work	1,940.00 USD	<input type="radio"/>	<input type="radio"/>	<input type="radio"/>	<input type="radio"/>	<input type="radio"/>	<input type="radio"/>	<input type="radio"/>	<input type="radio"/>
<b>Dozer blade</b>									
Dozer blade	40,740.00 USD	<input checked="" type="checkbox"/>	<input checked="" type="checkbox"/>	<input checked="" type="checkbox"/>	<input checked="" type="checkbox"/>	<input type="radio"/>	<input type="radio"/>	<input checked="" type="checkbox"/>	<input checked="" type="checkbox"/>
<b>padfoot segments</b>									
Padfoot shells with metal scraper, not installed	23,696.00 USD	<input type="radio"/>	<input type="radio"/>	<input type="radio"/>	<input type="radio"/>	<input type="radio"/>	<input type="radio"/>	<input type="radio"/>	<input type="radio"/>
<b>Frequency control</b>									
Frequency control	308.00 USD	<input type="radio"/>	<input type="radio"/>	<input type="radio"/>	<input type="radio"/>	<input type="radio"/>	<input checked="" type="checkbox"/>	<input type="radio"/>	<input type="radio"/>
<b>HQC compaction meter</b>									
HAMM Compaction Meter (HCM)	8,853.00 USD	<input type="radio"/>	<input type="radio"/>	<input type="radio"/>	<input type="radio"/>	<input type="radio"/>	<input checked="" type="checkbox"/>	<input type="radio"/>	<input type="radio"/>
<b>Automatic motor stop</b>									
Automatic motor stop		<input checked="" type="checkbox"/>	<input checked="" type="checkbox"/>	<input checked="" type="checkbox"/>	<input checked="" type="checkbox"/>	<input checked="" type="checkbox"/>	<input checked="" type="checkbox"/>	<input checked="" type="checkbox"/>	<input checked="" type="checkbox"/>
<b>Camera system</b>									
Rear camera system, in case of cabin		<input checked="" type="checkbox"/>	<input checked="" type="checkbox"/>	<input checked="" type="checkbox"/>	<input checked="" type="checkbox"/>	<input checked="" type="checkbox"/>	<input checked="" type="checkbox"/>	<input checked="" type="checkbox"/>	<input checked="" type="checkbox"/>
<b>Back-up alarm</b>									
Back-up alarm, with volume adjustment		<input checked="" type="checkbox"/>	<input checked="" type="checkbox"/>	<input checked="" type="checkbox"/>	<input checked="" type="checkbox"/>	<input checked="" type="checkbox"/>	<input type="radio"/>	<input checked="" type="checkbox"/>	<input checked="" type="checkbox"/>
<b>Telematics system</b>									
WITOS FleetView (MF3, 4G) – professional telematics solution for machine operation and service optimization		<input checked="" type="checkbox"/>	<input checked="" type="checkbox"/>	<input checked="" type="checkbox"/>	<input checked="" type="checkbox"/>	<input checked="" type="checkbox"/>	<input checked="" type="checkbox"/>	<input checked="" type="checkbox"/>	<input checked="" type="checkbox"/>
<b>working lights</b>									
Working lights on cabin, 4-fold, halogen	-1,432.00 USD	<input type="radio"/>	<input type="radio"/>	<input type="radio"/>	<input type="radio"/>	<input type="radio"/>	<input type="radio"/>	<input type="radio"/>	<input type="radio"/>
Working lights on cabin, 4-fold, LED		<input checked="" type="checkbox"/>	<input checked="" type="checkbox"/>	<input checked="" type="checkbox"/>	<input checked="" type="checkbox"/>	<input checked="" type="checkbox"/>	<input checked="" type="checkbox"/>	<input checked="" type="checkbox"/>	<input checked="" type="checkbox"/>
<b>rotating beacon light</b>									
Rotating beacon on cabin, halogen	631.00 USD	<input type="radio"/>	<input type="radio"/>	<input type="radio"/>	<input type="radio"/>	<input type="radio"/>	<input type="radio"/>	<input type="radio"/>	<input type="radio"/>
<b>Hood release mechanism, convenience</b>									
Hood release mechanism, convenience		<input checked="" type="checkbox"/>	<input checked="" type="checkbox"/>	<input checked="" type="checkbox"/>	<input checked="" type="checkbox"/>	<input checked="" type="checkbox"/>	<input checked="" type="checkbox"/>	<input checked="" type="checkbox"/>	<input checked="" type="checkbox"/>
<b>Coming home function</b>									
Coming home function	431.00 USD	<input type="radio"/>	<input type="radio"/>	<input type="radio"/>	<input type="radio"/>	<input type="radio"/>	<input type="radio"/>	<input type="radio"/>	<input type="radio"/>
<b>Battery isolation switch</b>									
Battery isolation switch, electronic	1,201.00 USD	<input type="radio"/>	<input type="radio"/>	<input type="radio"/>	<input type="radio"/>	<input type="radio"/>	<input type="radio"/>	<input type="radio"/>	<input type="radio"/>
<b>Documentation</b>									
		<input type="radio"/>	<input type="radio"/>	<input type="radio"/>	<input type="radio"/>	<input type="radio"/>	<input type="radio"/>	<input type="radio"/>	<input type="radio"/>
<b>Technical documentation for additional set – country-specific version for North America (US)</b>	477.00 USD								



# HAMM

A WIRTGEN GROUP COMPANY

## Price list Series H263

# HD 8 - 10C Tandem rollers of weight class 1.5 t

### Scope of supply – basic machine

Diesel engine

Manufacturer:

KUBOTA

Type:

D1105-E4B

Power ISO 14396, kW/PS/rpm:

16,1/21,9/2600

Emission standard:

EU Stage V / EPA Tier 4

Exhaust gas after-treatment:

-

Operating voltage:

12 V

Machine equipment

12 V outlet

3-point articulation

Dashboard with displays, indicator lights and switches

Dashboard cover, lockable and weather-resistant

Clear Side

Compressed water sprinkling system

Operator's platform with entry from both sides

V-belt protection

Automatic vibration system

Water filtering (triple)

Central lifting bracket

<b>HD 8 VV H263</b>	<b>42,341.00 USD</b>
<b>HD 10C VV H263</b>	<b>44,497.00 USD</b>
<b>HD 10C VT H263</b>	<b>50,810.00 USD</b>

- Standard
- o Optionally available
- Not available
- △ Order from headquarter
- ▲ Preset

HD 8 VV	HD 10C VV	HD 10C VT
---------	-----------	-----------

## Mandatory Options

### Paintwork

standard color (RAL 2004 + RAL 7015)

Special painting (RAL... + RAL 7015)

1,355.00 USD

Special painting (RAL... + RAL ...)

4,835.00 USD

### CE conformity

Version without CE conformity

Version with CE conformity

### Warning marker

Warning labels according to ANSI

### Wiper

Plastic scraper, foldable

### Construction

ROPS foldable

### Driver seat

Driver seat, black imitation leather

### Lighting package as per road traffic regulations

Lighting package as per road traffic regulations

### Hydraulic oil

Hydraulic oil

### Service documentation

English spare parts and application documentation (EN)

### Technical documentation

Technical documentation – country-specific version for North America (US)

## Equipment Options

### Safety belt monitoring

Safety belt monitoring

1,124.00 USD

### Drive lever

Additional drive lever, left

662.00 USD

### Protective roof

Metal protective roof on ROPS with integrated FOPS-approved (level I)

2,079.00 USD

### Anti-freeze protection injection

Anti-freeze protection injection

231.00 USD

### Automatic motor stop

Automatic motor stop

385.00 USD

### Back-up alarm

Back-up alarm

### working lights

Working lights on ROPS, 2-fold, halogen

508.00 USD

Working lights on ROPS, 2-fold, LED

893.00 USD

Working lights on metal protective roof, 4-fold, LED

1,909.00 USD

### rotating beacon light

Rotating beacon, halogen

662.00 USD

Rotating beacon, LED	785.00 USD	<input type="radio"/>	<input type="radio"/>	<input type="radio"/>
Rotating beacon on ROPS with metal protective roof, LED	939.00 USD	<input type="radio"/>	<input type="radio"/>	<input type="radio"/>
<b>Cup holder</b>				
Cup holder	246.00 USD	<input type="radio"/>	<input type="radio"/>	<input type="radio"/>
<b>Battery isolation switch</b>				
Battery isolation switch with cable operation	308.00 USD	<input type="radio"/>	<input type="radio"/>	<input type="radio"/>
<b>Hydraulic oil tank cover, lockable</b>				
Hydraulic oil tank cover, lockable	185.00 USD	<input type="radio"/>	<input type="radio"/>	<input type="radio"/>
<b>Water tank cover, lockable</b>				
Water tank cover, lockable	154.00 USD	<input type="radio"/>	<input type="radio"/>	<input type="radio"/>
<b>Drain cock valve</b>				
Drain cock valve	185.00 USD	<input type="radio"/>	<input type="radio"/>	<input type="radio"/>
<b>Documentation</b>				
<b>Technical documentation for additional set – country-specific version for North America (US)</b>	477.00 USD	<input type="radio"/>	<input type="radio"/>	<input type="radio"/>

---

**Price list Series H230**

## HD 10 - 12 Tandem rollers of weight class 2.5 t

**Scope of supply – basic machine**

Diesel engine

Manufacturer:

KUBOTA

Type:

D1703

Power rat. ISO 14396, kW/PS/rpm:

18,5/25,2/2200

Emission standard:

EU Stage V / EPA Tier 4

Exhaust gas after-treatment:

-

Operating voltage:

12 V

Machine equipment

12 V outlet

3-point articulation

Dashboard with displays, indicator lights and switches

Dashboard cover, lockable and weather-resistant

Handrails

Battery isolation switch

Pressure water sprinkling with interval switch

Operator's platform with entry from both sides

Hydrostatic steering

Vibration-isolated operator's platform

Track offset

Vibration front and rear, switchable single and doubled

Central lifting bracket

---

<b>HD 10 VV H230</b>	<b>52,349.00 USD</b>
<b>HD 10 VT H230</b>	<b>56,352.00 USD</b>
<b>HD 12 VV H230</b>	<b>54,351.00 USD</b>
<b>HD 12 VT H230</b>	<b>58,662.00 USD</b>
<b>HD 10 VO H230</b>	<b>63,127.00 USD</b>
<b>HD 12 VO H230</b>	<b>65,590.00 USD</b>







---

**Price list Series H251**

## HD 12i Tandem rollers of weight class 2.5 t

### Scope of supply – basic machine

Diesel engine

Manufacturer:

KUBOTA

Type:

D1803-CR

Power ISO 14396, kW/PS/rpm:

24.0/32,6/2200

Emission standard:

EU Stage V / EPA Tier 4

Exhaust gas after-treatment:

DOC-DPF

Operating voltage:

12 V

Machine equipment

12 V outlet

3-point articulation

Dashboard with displays, indicator lights and switches

Dashboard cover, lockable and weather-resistant

Compressed water sprinkling system

Operator's platform with entry from both sides

Left and right drive lever

V-belt protection

Mechanical battery isolation switch

Mechanical track offset

Automatic vibration system

Water filtering (triple)

Central lifting bracket

Central water drain

---

<b>HD 12i VV H251</b>	<b>62,203.00 USD</b>
-----------------------	----------------------

<b>HD 12i VT H251</b>	<b>66,668.00 USD</b>
-----------------------	----------------------

<b>HD 12i VO H251</b>	<b>73,751.00 USD</b>
-----------------------	----------------------

- Standard
- o Optionally available
- Not available
- Δ Order from headquarter
- ▲ Preset

HD 12i VV	HD 12i VT	HD 12i VO
-----------	-----------	-----------

## Mandatory Options

### Paintwork

standard color (RAL 2004 + RAL 7015)	USD	•	•	•
Special painting (RAL... + RAL 7015)	1,355.00 USD	o	o	o
Special painting (RAL... + RAL ...)	4,835.00 USD	o	o	o

### CE conformity

Version with CE conformity	USD	•	•	•
----------------------------	-----	---	---	---

### Warning marker

Warning labels according to ANSI	USD	•	•	•
----------------------------------	-----	---	---	---

### Wiper

Plastic scraper, rigid	-508.00 USD	o	o	o
Plastic scraper, foldable	USD	•	•	•

### Construction

ROPS foldable	USD	•	•	•
---------------	-----	---	---	---

### Driver seat

Driver seat, black imitation leather	USD	•	•	•
Driver seat, black imitation leather; comfort version	539.00 USD	o	o	o

### Lighting package as per road traffic regulations

Lighting package as per road traffic regulations	USD	•	•	•
--	-----	---	---	---

### Hydraulic oil

Hydraulic oil	USD	•	•	•
---------------	-----	---	---	---

### Technical documentation

Technical documentation – country-specific version for North America (US)	USD	•	•	•
---	-----	---	---	---

### Service documentation

English spare parts and application documentation (EN)	USD	•	•	•
--	-----	---	---	---

## Equipment Options

### Safety belt monitoring

Safety belt monitoring	1,124.00 USD	o	o	o
------------------------	--------------	---	---	---

### thermal aprons

thermal aprons	5,096.00 USD	-	o	-
----------------	--------------	---	---	---

### all-wheel lock

all-wheel lock	1,878.00 USD	o	o	o
----------------	--------------	---	---	---

### Anti-freeze protection injection

Anti-freeze protection injection	231.00 USD	o	o	o
----------------------------------	------------	---	---	---

### HCQ compaction meter

HAMM Compaction Meter (HCM)	4,927.00 USD	o	o	o
-----------------------------	--------------	---	---	---

### HAMM Temperature Meter (HTM)

HAMM Temperature Meter (HTM), front	2,356.00 USD	o	o	o
-------------------------------------	--------------	---	---	---

### Back-up alarm

Back-up alarm	USD	•	•	•
---------------	-----	---	---	---

### working lights

Working lights on ROPS, 2-fold, halogen	508.00 USD	o	o	o
Working lights on ROPS, 4-fold, halogen	1,155.00 USD	o	o	o



---

**Price list Series H285**

## HD 13i - 14i Tandem rollers of weight class 4.5 t

**Scope of supply – basic machine**

Diesel engine

Manufacturer:

KUBOTA

Type:

V2403-CR

Power ISO 14396, kW/PS/rpm:

37.4/50,9/2700

Emission standard:

EU Stage V / EPA Tier 4

Exhaust gas after-treatment:

DOC-DPF

Operating voltage:

12 V

Machine equipment

12 V outlet

3-point articulation

Dashboard with displays, indicator lights and switches

Dashboard cover, lockable and weather-resistant

Compressed water sprinkling system

Operator's platform with entry from both sides

Left and right drive lever

V-belt protection

Mechanical battery isolation switch

Mechanical track offset

Automatic vibration system

Water filtering (triple)

Central water drain

---

<b>HD 13i VV H285</b>	<b>79,910.00 USD</b>
<b>HD 14i VV H285</b>	<b>84,375.00 USD</b>
<b>HD 13i VT H285</b>	<b>85,298.00 USD</b>
<b>HD 14i VT H285</b>	<b>90,071.00 USD</b>
<b>HD 13i VO H285</b>	<b>94,383.00 USD</b>
<b>HD 14i VO H285</b>	<b>99,156.00 USD</b>

- Standard
- o Optionally available
- Not available
- Δ Order from headquarter
- ▲ Preset

HD 13i VV	HD 14i VV	HD 13i VT	HD 14i VT	HD 13i VO	HD 14i VO
-----------	-----------	-----------	-----------	-----------	-----------

## Mandatory Options

### Paintwork

standard color (RAL 2004 + RAL 7015)

Special painting (RAL... + RAL 7015)

Special painting (RAL... + RAL ...)

### CE conformity

Version with CE conformity

### Warning marker

Warning labels according to ANSI

### Displayed unit of temperature

Displayed unit of temperature is °F

### Wiper

Plastic scraper, foldable

### Construction

ROPS cab with heating

ROPS foldable

### Driver seat

Driver seat, black imitation leather; comfort version

### Lighting package as per road traffic regulations

Lighting package as per road traffic regulations

### Hydraulic oil

Hydraulic oil

### Service documentation

English spare parts and application documentation (EN)

### Technical documentation

Technical documentation – country-specific version for North America (US)

1,355.00 USD

4,835.00 USD

24,758.00 USD

## Equipment Options

### Safety belt monitoring

Safety belt monitoring

### radio

Radio system, complete

### Protective roof

Metal protective roof on ROPS with integrated FOPS-approved (level I)

### Grit spreader

Preparation for chip spreader attachment

Preparation for chip spreader attachment and adapter bracket, rigid

HAMM line spreader HLS 120, complete, rigid version

### Grit spreader, canvas cover

Grit spreader, canvas cover

### Spreading quantity adjustment, electrical

Spreading quantity adjustment, electrical

### thermal aprons

1,124.00 USD

1,032.00 USD

2,771.00 USD

4,250.00 USD

5,789.00 USD

21,217.00 USD

1,155.00 USD

939.00 USD

thermal aprons	5,096.00 USD	-	-	○	○	-	-
<b>all-wheel lock</b>							
all-wheel lock	3,480.00 USD	○	○	○	○	○	○
<b>Anti-freeze protection injection</b>							
Anti-freeze protection injection	231.00 USD	○	○	○	○	○	○
<b>HCQ compaction meter</b>							
HAMM Compaction Meter (HCM)	4,096.00 USD	○	○	○	○	○	○
<b>Automatic motor stop</b>							
Automatic motor stop	185.00 USD	Δ	Δ	Δ	Δ	Δ	Δ
<b>HAMM Temperature Meter (HTM)</b>							
HAMM Temperature Meter (HTM), front	2,463.00 USD	○	○	○	○	○	○
<b>Back-up alarm</b>							
Back-up alarm		●	●	●	●	●	●
<b>working lights</b>							
Working lights on ROPS, 2-fold, halogen	508.00 USD	○	○	○	○	○	○
Working lights on ROPS, 4-fold, halogen	1,155.00 USD	○	○	○	○	○	○
Working lights on ROPS, 2-fold, LED	893.00 USD	○	○	○	○	○	○
Working lights on ROPS, 4-fold, LED	1,709.00 USD	○	○	○	○	○	○
<b>rotating beacon light</b>							
Rotating beacon on ROPS with protective roof, LED	908.00 USD	○	○	○	○	○	○
Rotating beacon on ROPS with metal protective roof, LED	939.00 USD	○	○	○	○	○	○
<b>Drum edge lighting</b>							
Drum edge lighting, LED	1,355.00 USD	○	○	-	-	○	○
Drum edge lighting, LED	600.00 USD	-	-	○	○	-	-
<b>Battery isolation switch</b>							
Battery isolation switch, electronic	724.00 USD	○	○	○	○	○	○
<b>Documentation</b>							
<b>Technical documentation for additional set – country-specific version for North America (US)</b>	477.00 USD	○	○	○	○	○	○



# HAMM

A WIRTGEN GROUP COMPANY

---

## Price list Series H264

# HD 14i TT Pneumatic tire rollers for weight class 3.5 t

### Scope of supply – basic machine

Diesel engine

Manufacturer:

KUBOTA

Type:

V2403-CR

Power ISO 14396, kW/PS/rpm:

37.4/50,9/2700

Emission standard:

EU Stage V / EPA Tier 4

Exhaust gas after-treatment:

DOC-DPF

Operating voltage:

12 V

Machine equipment

12 V outlet

3-point articulation

Dashboard with displays, indicator lights and switches

Dashboard cover, lockable and weather-resistant

Handrails

Battery isolation switch

Compressed water sprinkling system

Operator's platform with entry from both sides

Hydrostatic steering

Vibration-isolated operator's platform

CompactLine front suspension eyelet

---

**HD 14i TT H264**

**99,310.00 USD**

- Standard
- o Optionally available
- Not available
- △ Order from headquarter
- ▲ Preset

HD 14i TT

## Mandatory Options

### Tire

1 set of wheels with smooth tires

### Paintwork

standard color (RAL 2004 + RAL 7015)

Special painting (RAL... + RAL 7015)

1,355.00 USD

Special painting (RAL... + RAL ...)

4,835.00 USD

### CE conformity

Version with CE conformity

### Warning marker

Warning labels according to ANSI

### Construction

ROPS foldable

ROPS cab with heating

24,758.00 USD

### Driver seat

Driver seat, black imitation leather; comfort version

### Lighting package as per road traffic regulations

Lighting package as per road traffic regulations

### Hydraulic oil

Hydraulic oil

### Service documentation

English spare parts and application documentation (EN)

### Technical documentation

Technical documentation – country-specific version for North America (US)

## Equipment Options

### Safety belt monitoring

Safety belt monitoring

1,124.00 USD

### radio

Radio system, complete

1,032.00 USD

### fire extinguisher

fire extinguisher

370.00 USD

### Protective roof

Metal protective roof on ROPS with integrated FOPS-approved (level I)

2,771.00 USD

### Additional load

Steel ballasting (617 lb), installed

3,172.00 USD

### thermal aprons

thermal aprons

4,788.00 USD

### Additive sprinkling

Additive sprinkling

1,971.00 USD

### all-wheel lock

all-wheel lock

3,480.00 USD

### Anti-freeze protection injection

Anti-freeze protection injection

231.00 USD



## HAMM Temperature Meter (HTM)

HAMM Temperature Meter (HTM), front

2,463.00 USD



## Displayed unit of temperature

Displayed unit of temperature is °F



## Automatic motor stop

Automatic motor stop

185.00 USD



## Back-up alarm

Back-up alarm



## working lights

Working lights on ROPS, 2-fold, halogen

508.00 USD



Working lights on ROPS, 4-fold, halogen

1,155.00 USD



Working lights on ROPS, 2-fold, LED

893.00 USD



Working lights on ROPS, 4-fold, LED

1,709.00 USD



Working lights on metal protective roof, 4-fold, LED

1,909.00 USD



## rotating beacon light

Rotating beacon, halogen

662.00 USD



Rotating beacon, LED

785.00 USD



Rotating beacon on ROPS with protective roof, LED

908.00 USD



Rotating beacon on ROPS with metal protective roof, LED

939.00 USD



## Battery isolation switch

Battery isolation switch, electronic

724.00 USD



## Documentation

## Technical documentation for additional set – country-specific version for North America (US)

477.00 USD



## Price list Series H186

# HD+ 70i - 80i Tandem rollers of weight class 7–8 t

### Scope of supply – basic machine

Diesel engine  
 Manufacturer:  
 DEUTZ  
 Type:  
 TCD 2.9 L4  
 Power rat. ISO 14396, kW/PS/rpm:  
 55,4/75,3/2500  
 Emission standard:  
 EU Stage IIIB/EPA Tier 4  
 Exhaust gas after-treatment:  
 DOC  
 Operating voltage:  
 12 V  
 Machine equipment  
 2 water pumps  
 Foldable scraper  
 Dashboard with displays, indicator lights and switches  
 Tilttable dashboard  
 Spring-mounted driver's seat with armrests and safety belt  
 Hammtronic—electronic machine management  
 Seat-operating unit, adjustable sideways and rotatable  
 Track offset  
 Vibration front, rear, and double switchable  
 Spray system with spray bars front and rear  
 Water filtering (triple)  
 Water tank front and rear, can be filled from both sides  
 Central water drain

<b>HD+ 70i VV H186</b>	<b>150,119.00 USD</b>
<b>HD+ 70i VV-HF H186</b>	<b>153,968.00 USD</b>
<b>HD+ 70i VO H186</b>	<b>171,059.00 USD</b>
<b>HD+ 70i VT H186</b>	<b>159,511.00 USD</b>
<b>HD+ 80i VV H186</b>	<b>160,127.00 USD</b>
<b>HD+ 80i VV-HF H186</b>	<b>164,438.00 USD</b>
<b>HD+ 80i VO H186</b>	<b>184,146.00 USD</b>
<b>HD+ 80i VT H186</b>	<b>172,598.00 USD</b>
<b>HD+ 80i VV-S H186</b>	<b>195,078.00 USD</b>
<b>HD+ 80i VO-S H186</b>	<b>205,856.00 USD</b>
<b>HD+ 80i VT-S H186</b>	<b>191,229.00 USD</b>
<b>HD+ 80i OT H186</b>	<b>196,617.00 USD</b>



[illegible]

## Price list Series H242

# HD+ 90i - 110i Tandem rollers of weight class 9–11 t

### Scope of supply – basic machine

Diesel engine  
 Manufacturer:  
 DEUTZ  
 Type:  
 TCD 3.6 L4  
 Power rat. ISO 14396, kW/PS/rpm:  
 85,0/115,6/2300  
 Emission standard:  
 EU Stage IV / EPA Tier 4  
 Exhaust gas after-treatment:  
 DOC-SCR  
 Operating voltage:  
 12 V  
 Machine equipment  
 2 water pumps  
 Foldable scraper  
 Tilttable dashboard  
 Operating concept Easy Drive  
 Spring-mounted driver's seat with armrests and safety belt  
 Hammtronic—electronic machine management  
 Seat-operating unit, adjustable sideways and rotatable  
 Track offset  
 Vibration parameters, adjustable individually  
 Spray system with spray bars front and rear  
 Water filtering (triple)  
 Water tank front and rear, can be filled from both sides  
 Central water drain

<b>HD+ 90i VV H242</b>	<b>176,910.00 USD</b>
<b>HD+ 90i VV-HF H242</b>	<b>182,144.00 USD</b>
<b>HD+ 90i VO H242</b>	<b>200,005.00 USD</b>
<b>HD+ 90i VV-S H242</b>	<b>222,022.00 USD</b>
<b>HD+ 90i VO-S H242</b>	<b>241,730.00 USD</b>
<b>HD+ 90i VT H242</b>	<b>192,460.00 USD</b>
<b>HD+ 90i VT-S H242</b>	<b>209,243.00 USD</b>
<b>HD+ 110i VV H242</b>	<b>185,686.00 USD</b>
<b>HD+ 110i VV-HF H242</b>	<b>191,075.00 USD</b>
<b>HD+ 110i VO H242</b>	<b>210,321.00 USD</b>
<b>HD+ 110i VT H242</b>	<b>202,776.00 USD</b>

- |               |
|---------------|
| HD+ 90i VV    |
| HD+ 90i VV-HF |
| HD+ 90i VO    |
| HD+ 90i VV-S  |
| HD+ 90i VO-S  |
| HD+ 90i VT    |
| HD+ 90i VT-S  |
| HD+ 110i VV   |
| HD+ 110i VV-H |
| HD+ 110i VO   |
| HD+ 110i VT   |

## Paintwork

[illegible][illegible]

● - ● ● ● ● ● ● - ● ●

[illegible][illegible][illegible][illegible][illegible]

### Driver seat backrest extension

431.00 USD ○ ○ ○ ○ ○ ○ ○ ○ ○ ○ ○ ○

[illegible][illegible][illegible]

1.925.00 USD

447.00 USD ○ ○ ○ ○ ○ ○ ○ ○ ○ ○ ○ ○

Protective roof, plastic, on ROPS		●	●	●	●	●	●	●	●	●	●
edge pressing equipment											
Edge pressing and cutting equipment with track indicator, front left	9,746.00 USD	○	○	○	○	○	○	○	○	○	○
Edge pressing and cutting equipment with track indicator, front right	9,746.00 USD	○	○	○	○	○	○	○	○	○	○
Edge pressing and cutting equipment with track indicator, front left and right	19,508.00 USD	○	○	○	○	○	○	○	○	○	○
Cutting wheel	847.00 USD	○	○	○	○	○	○	○	○	○	○
pressing roll 45 degrees, 1 3/16 in layer	493.00 USD	○	○	○	○	○	○	○	○	○	○
pressing roll 45 degrees, 1 31/32 in layer	554.00 USD	○	○	○	○	○	○	○	○	○	○
pressing roll 45 degrees, 3 5/32 in layer	631.00 USD	○	○	○	○	○	○	○	○	○	○
pressing roll 45 degrees, 4 23/32 in layer	831.00 USD	○	○	○	○	○	○	○	○	○	○
pressing roll 60 degrees, 1 3/16 in layer	631.00 USD	○	○	○	○	○	○	○	○	○	○
pressing roll 60 degrees, 1 31/32 in layer	724.00 USD	○	○	○	○	○	○	○	○	○	○
pressing roll 60 degrees, 3 5/32 in layer	801.00 USD	○	○	○	○	○	○	○	○	○	○
pressing roll 60 degrees, 4 23/32 in layer	1,216.00 USD	○	○	○	○	○	○	○	○	○	○
Grit spreader											
Hydraulics package for chip spreader attachment	7,021.00 USD	△	△	△	△	△	△	△	△	△	△
Pre-equipped for disk spreader	11,270.00 USD	△	△	△	△	△	△	△	△	△	△
Disk spreader, complete	30,286.00 USD	△	△	△	△	△	△	△	△	△	△
Vibrator for chip spreader											
Vibrator for chip spreader	2,587.00 USD	△	△	△	△	△	△	△	△	△	△
thermal aprons											
thermal aprons	3,911.00 USD	-	-	-	-	-	○	○	-	-	○
Anti-freeze protection injection											
Anti-freeze protection injection		●	●	●	●	●	●	●	●	●	●
Frequency control											
Frequency control		●	●	●	●	●	●	●	●	●	●
Automatic motor stop											
Automatic motor stop		●	●	●	●	●	●	●	●	●	●
HAMM Temperature Meter (HTM)											
HAMM Temperature Meter (HTM), front	2,402.00 USD	○	○	○	○	○	○	○	○	○	○
HAMM Temperature Meter (HTM), rear	2,402.00 USD	○	○	○	○	○	○	○	○	○	○
HAMM Temperature Meter (HTM), front and rear	4,804.00 USD	○	○	○	○	○	○	○	○	○	○
Track offset display											
Track offset display		●	●	●	●	●	●	●	●	●	●
Camera system											
Rear camera system, (cabin only)	5,343.00 USD	○	○	○	○	○	○	○	○	○	○
Back-up alarm											
Back-up alarm		●	●	●	●	●	●	●	●	●	●
Telematics system											
WITOS FleetView (MF3, 4G) – professional telematics solution for machine operation and service optimization		●	●	●	●	●	●	●	●	●	●
working lights, ready											
Preparation for working lights or rotating beacon, at ROPS/protective roof		●	●	●	●	●	●	●	●	●	●
working lights											
Working lights on plastic protective roof, 4-fold, LED		●	●	●	●	●	●	●	●	●	●
Coming home function											
Coming home function		●	●	●	●	●	●	●	●	●	●
rotating beacon light											
Rotating beacon on cabin, halogen	693.00 USD	○	○	○	○	○	○	○	○	○	○
Rotating beacon on plastic protective roof, halogen	785.00 USD	○	○	○	○	○	○	○	○	○	○
Rotating beacon on cabin, LED	924.00 USD	○	○	○	○	○	○	○	○	○	○
Rotating beacon on ROPS with protective roof, plastic, LED	924.00 USD	○	○	○	○	○	○	○	○	○	○
Drum edge lighting											
Drum edge lighting, LED		●	●	●	●	●	●	●	●	●	●
lunchbox holder											
lunchbox holder		●	●	●	●	●	●	●	●	●	●
Cup holder											

Cup holder

354.00 USD

### Battery isolation switch

Battery isolation switch, electronic

939.00 USD

## Documentation

**Technical documentation for additional set – country-specific version for North America (US)**

477.00 USD



---

**Price list Series H274**

## HD+ 120i - 140i Tandem rollers of weight class 12–14 t

**Scope of supply – basic machine**

Diesel engine  
Manufacturer:  
DEUTZ  
Type:  
TCD 4.1 L4  
Power rat. ISO 14396, kW/PS/rpm:  
115,0/156,4/2300  
Emission standard:  
EU Stage V / EPA Tier 4  
Exhaust gas after-treatment:  
DOC-DPF-SCR  
Operating voltage:  
12 V  
Machine equipment  
2 water pumps  
Foldable scraper  
Tiltable dashboard  
Operating concept Easy Drive  
Spring-mounted driver's seat with armrests and safety belt  
Hammatronic—electronic machine management  
Seat-operating unit, adjustable sideways and rotatable  
Track offset  
Axially adjustable compaction parameters  
Spray system with spray bars front and rear  
Water filtering (triple)  
Water tank front and rear, can be filled from both sides  
Central water drain

<b>HD+ 120i VV H274</b>	<b>201,852.00 USD</b>
<b>HD+ 140i VV H274</b>	<b>226,795.00 USD</b>
<b>HD+ 120i VV-HF H274</b>	<b>208,627.00 USD</b>
<b>HD+ 140i VV-HF H274</b>	<b>233,416.00 USD</b>
<b>HD+ 120i VO H274</b>	<b>235,263.00 USD</b>
<b>HD+ 140i VO H274</b>	<b>265,287.00 USD</b>

- Standard
- o Optionally available
- Not available
- Δ Order from headquarter
- ▲ Preset

HD + 120i VV	HD + 140i VV	HD + 120i VV-H	HD + 140i VV-H	HD + 120i VO	HD + 140i VO
--------------	--------------	----------------	----------------	--------------	--------------

## Mandatory Options

### Paintwork

standard color (RAL 2004 + RAL 7015)

Special painting (RAL... + RAL 7015)

Special painting (RAL... + RAL ...)

### CE conformity

Version with CE conformity

### Warning marker

Warning labels according to ANSI

### System of units

Display of the units of measurement, US units

### Construction

ROPS cabin with non-split doors, FOPS-approved (level I)

ROPS cab with split doors, FOPS-tested (Level I)

ROPS, rigid

### Air conditioning

heating and airconditioning

### Driver seat

Driver seat, black imitation leather

### Steering

Steering unit, standard

### Armrest

Multifunction armrest, right, foldable

### adjustable steering column

Steering column with comfort exit and tiltable dashboard

### Lighting package as per road traffic regulations

Lighting package as per road traffic regulations

### Hydraulic oil

Hydraulic oil

### Service documentation

English spare parts and application documentation (EN)

### Technical documentation

Technical documentation – country-specific version for North America (US)

2,263.00 USD

7,529.00 USD

10,547.00 USD

13,580.00 USD

15,027.00 USD

## Equipment Options

### Driver seat backrest extension

Backrest extension for driver's seat, black imitation leather

### Safety belt monitoring

Safety belt monitoring

### Drive lever

Armrest comfort setting, left

### HCQ navigator

Preparation for HCQ Navigator, at cabin

Preparation for HCQ Navigator, at ROPS

Process data interface for third-party systems, asphalt construction

431.00 USD

185.00 USD

13,164.00 USD

13,164.00 USD

1,925.00 USD

## dashboard cover

Dashboard cover, lockable

447.00 USD ○ ○ ○ ○ ○ ○

## Protective roof

Protective roof, plastic, on ROPS

● ● ● ● ● ●

## edge pressing equipment

Edge pressing and cutting equipment with track indicator, front left

10,039.00 USD ○ ○ ○ ○ ○ ○

Edge pressing and cutting equipment with track indicator, front right

10,039.00 USD ○ ○ ○ ○ ○ ○

Edge pressing and cutting equipment with track indicator, front left and right

20,093.00 USD ○ ○ ○ ○ ○ ○

## Cutting wheel

pressing roll 45 degrees, 1 3/16 in layer

847.00 USD ○ ○ ○ ○ ○ ○

pressing roll 45 degrees, 1 31/32 in layer

493.00 USD ○ ○ ○ ○ ○ ○

pressing roll 45 degrees, 3 5/32 in layer

554.00 USD ○ ○ ○ ○ ○ ○

pressing roll 45 degrees, 4 23/32 in layer

631.00 USD ○ ○ ○ ○ ○ ○

pressing roll 60 degrees, 1 3/16 in layer

831.00 USD ○ ○ ○ ○ ○ ○

pressing roll 60 degrees, 1 31/32 in layer

631.00 USD ○ ○ ○ ○ ○ ○

pressing roll 60 degrees, 3 5/32 in layer

724.00 USD ○ ○ ○ ○ ○ ○

pressing roll 60 degrees, 4 23/32 in layer

801.00 USD ○ ○ ○ ○ ○ ○

1,216.00 USD ○ ○ ○ ○ ○ ○

## Anti-freeze protection injection

Anti-freeze protection injection

● ● ● ● ● ●

## Frequency control

Frequency control

● ● ● ● ● ●

## Automatic motor stop

Automatic motor stop

● ● ● ● ● ●

## HAMM Temperature Meter (HTM)

HAMM Temperature Meter (HTM), front

2,402.00 USD ○ ○ ○ ○ ○ ○

HAMM Temperature Meter (HTM), rear

2,402.00 USD ○ ○ ○ ○ ○ ○

HAMM Temperature Meter (HTM), front and rear

4,804.00 USD ○ ○ ○ ○ ○ ○

## Track offset display

Track offset display

● ● ● ● ● ●

## Camera system

Rear camera system, (cabin only)

5,343.00 USD ○ ○ ○ ○ ○ ○

## Back-up alarm

Back-up alarm

● ● ● ● ● ●

## Telematics system

WITOS FleetView (MF3, 4G) – professional telematics solution for machine operation and service optimization

● ● ● ● ● ●

## working lights, ready

Preparation for working lights or rotating beacon, at ROPS/protective roof

USD ● ● ● ● ● ●

## working lights

Working lights on plastic protective roof, 4-fold, LED

● ● ● ● ● ●

## Coming home function

Coming home function

● ● ● ● ● ●

## rotating beacon light

Rotating beacon on cabin, halogen

693.00 USD ○ ○ ○ ○ ○ ○

Rotating beacon on plastic protective roof, halogen

785.00 USD ○ ○ ○ ○ ○ ○

Rotating beacon on cabin, LED

924.00 USD ○ ○ ○ ○ ○ ○

Rotating beacon on ROPS with protective roof, plastic, LED

924.00 USD ○ ○ ○ ○ ○ ○

## Drum edge lighting

Drum edge lighting, LED

● ● ● ● ● ●

## lunchbox holder

lunchbox holder						
<b>Cup holder</b>						
Cup holder	354.00 USD	<input type="radio"/>	<input type="radio"/>	<input type="radio"/>	<input type="radio"/>	<input type="radio"/>
<b>Mobile cooling box</b>						
Mobile cooling box	1,601.00 USD	<input type="radio"/>	<input type="radio"/>	<input type="radio"/>	<input type="radio"/>	<input type="radio"/>
<b>Battery isolation switch</b>						
Battery isolation switch, electronic	939.00 USD	<input type="radio"/>	<input type="radio"/>	<input type="radio"/>	<input type="radio"/>	<input type="radio"/>
<b>Documentation</b>						
<b>Technical documentation for additional set – country-specific version for North America (US)</b>	477.00 USD	<input type="radio"/>	<input type="radio"/>	<input type="radio"/>	<input type="radio"/>	<input type="radio"/>



# HAMM

A WIRTGEN GROUP COMPANY

## Price list Series H277

### DV+ 70i Tandem rollers of weight class 7 t

#### Scope of supply – basic machine

Diesel engine

Manufacturer:

KUBOTA

Type:

V3307-CR-T

Power rat. ISO 14396, kW/PS/rpm:

55,4/75,3/2200

Emission standard:

EU Stage V / EPA Tier 4

Exhaust gas after-treatment:

DOC-DPF

Operating voltage:

12 V

Machine equipment

12 V outlets (double)

2 large working and rear view mirrors

2 water pumps

Foldable scraper

Operating concept Easy Drive

Lighting package as per road traffic regulations

Pressurized refilling of water tanks from below

ECO mode

Spring-mounted driver's seat with armrests and safety belt

Cup holder

Hammtronic—electronic machine management

Cabin floor window, front and rear

Seat-operating unit, adjustable sideways and rotatable

Spray system with spray bar front and rear

Water filtering (triple)

Water tank front and rear, can be filled from both sides

Central water drain

<b>DV+ 70i VV-S H277</b>	<b>212,168.00</b>	<b>USD</b>
<b>DV+ 70i VT-S H277</b>	<b>220,944.00</b>	<b>USD</b>
<b>DV+ 70i VO-S H277</b>	<b>225,717.00</b>	<b>USD</b>
<b>DV+ 70i VS-OS H277</b>	<b>254,202.00</b>	<b>USD</b>

- Standard
- o Optionally available
- Not available
- Δ Order from headquarter
- ▲ Preset

DV+ 70i VV-S	DV+ 70i VT-S	DV+ 70i VO-S	DV+ 70i VS-OS
--------------	--------------	--------------	---------------

## Mandatory Options

### Paintwork

standard color (RAL 2004 + RAL 7015)

Special painting (RAL... + RAL 7015)

2,140.00 USD Δ Δ Δ Δ

Special painting (RAL... + RAL ...)

7,160.00 USD Δ Δ Δ Δ

### CE conformity

Version with CE conformity

• • • •

### Warning marker

Warning labels according to ANSI

• • • •

### System of units

Display of the units of measurement, US units

• • • •

### Construction

ROPS cabin with split doors

6,590.00 USD o o o o

ROPS with metal protective roof

• • • •

### Air conditioning

heating and airconditioning

14,858.00 USD o o o o

### Driver seat

Driver seat, black imitation leather

• • • •

### Armrest

Multifunction armrest, rigid

• • • •

Multifunction armrest, right, foldable

308.00 USD o o o o

### Seat adjustment

Mechanical adjustment of seat-operating unit

• • • •

### Lighting package as per road traffic regulations

Lighting package, halogen, as per road traffic regulations

• • • •

### Camera system

Camera system, front and rear

• • • •

Camera system—front, rear and chip spreader

2,864.00 USD o o o o

Camera system, front, rear and and preparation for chip spreader

1,478.00 USD o o o o

### Hydraulic oil

Hydraulic oil

• • • •

### Technical documentation

Technical documentation – country-specific version for North America (US)

• • • •

### Service documentation

English spare parts and application documentation (EN)

• • • •

## Equipment Options

### Driver seat backrest extension

Backrest extension for driver's seat, black imitation leather

• • • •

### Armrest folding mechanism

Armrest comfort setting, left

216.00 USD o o o o

### Safety belt monitoring

Safety belt monitoring

431.00 USD o o o o

### HCQ navigator

Preparation for HCQ Navigator	13,164.00	USD	○	○	○	○
Process data interface for third-party systems, asphalt construction	1,940.00	USD	○	○	○	○
<b>dashboard cover</b>						
Dashboard cover, lockable			●	●	●	●
<b>edge pressing equipment</b>						
Edge pressing and cutting equipment with track indicator, front left	10,177.00	USD	○	○	○	○
Edge pressing and cutting equipment with track indicator, front right	10,177.00	USD	○	○	○	○
Edge pressing and cutting equipment with track indicator, rear left	10,177.00	USD	○	-	○	○
Edge pressing and cutting equipment with track indicator, rear right	10,177.00	USD	○	-	○	○
Edge pressing and cutting equipment with track indicator, front left and right	20,355.00	USD	○	○	○	○
Edge pressing and cutting equipment with track indicator, front right and rear left	20,355.00	USD	○	-	○	○
Edge pressing and cutting equipment with track indicator, front right and rear right	20,355.00	USD	○	○	○	○
<b>Cutting wheel</b>	847.00	USD	○	○	○	○
<b>pressing roll 45 degrees, 1 3/16 in layer</b>	493.00	USD	○	○	○	○
<b>pressing roll 45 degrees, 1 31/32 in layer</b>	554.00	USD	○	○	○	○
<b>pressing roll 45 degrees, 3 5/32 in layer</b>	631.00	USD	○	○	○	○
<b>pressing roll 45 degrees, 4 23/32 in layer</b>	831.00	USD	○	○	○	○
<b>pressing roll 60 degrees, 1 3/16 in layer</b>	631.00	USD	○	○	○	○
<b>pressing roll 60 degrees, 1 31/32 in layer</b>	724.00	USD	○	○	○	○
<b>pressing roll 60 degrees, 3 5/32 in layer</b>	801.00	USD	○	○	○	○
<b>pressing roll 60 degrees, 4 23/32 in layer</b>	1,216.00	USD	○	○	○	○
<b>Pressing roll, diameter 200 mm, 180 mm wide</b>	1,216.00	USD	○	○	○	○
<b>Chip spreader accessories</b>						
Parking device for chip spreader, foldable	2,648.00	USD	○	○	○	○
<b>thermal aprons</b>						
thermal aprons	4,604.00	USD	-	○	-	-
<b>Anti-freeze protection injection</b>						
Anti-freeze protection injection			●	●	●	●
<b>central lubrication system</b>						
Central grease points	2,186.00	USD	○	○	○	○
<b>bypass filter system</b>						
bypass filter system	2,371.00	USD	○	○	○	○
<b>HCQ compaction meter</b>						
HAMM Compaction Meter (HCM)	9,069.00	USD	○	○	○	○
<b>Automatic motor stop</b>						
Automatic motor stop			●	●	●	●
<b>speedometer</b>						
speedometer	647.00	USD	○	○	○	○
<b>HAMM Temperature Meter (HTM)</b>						
HAMM Temperature Meter (HTM), front	2,202.00	USD	○	○	○	○
HAMM Temperature Meter (HTM), front and rear	4,465.00	USD	○	○	○	○
<b>Back-up alarm</b>						
Back-up alarm			●	●	●	●
<b>Telematics system</b>						
WITOS FleetView (MF3, 4G) – professional telematics solution for machine operation and service optimization			●	●	●	●
<b>working lights</b>						

Working lights, 4-fold, halogen	-970.00	USD	<input type="radio"/>	<input type="radio"/>	<input type="radio"/>	<input type="radio"/>
Working lights, 4-fold, LED		USD	<input checked="" type="radio"/>	<input checked="" type="radio"/>	<input checked="" type="radio"/>	<input checked="" type="radio"/>
<b>rotating beacon light</b>						
Rotating beacon, halogen	616.00	USD	<input type="radio"/>	<input type="radio"/>	<input type="radio"/>	<input type="radio"/>
Rotating beacon, LED	708.00	USD	<input type="radio"/>	<input type="radio"/>	<input type="radio"/>	<input type="radio"/>
<b>drum lighting</b>						
Drum lighting, LED			<input checked="" type="radio"/>	<input checked="" type="radio"/>	<input checked="" type="radio"/>	<input checked="" type="radio"/>
<b>Drum edge lighting</b>						
Drum edge lighting, LED			<input checked="" type="radio"/>	<input checked="" type="radio"/>	<input checked="" type="radio"/>	<input checked="" type="radio"/>
<b>Sun blind</b>						
Sun blind, front and rear	554.00	USD	<input type="radio"/>	<input type="radio"/>	<input type="radio"/>	<input type="radio"/>
<b>Coming home function</b>						
Coming home function			<input checked="" type="radio"/>	<input checked="" type="radio"/>	<input checked="" type="radio"/>	<input checked="" type="radio"/>
<b>Documentation</b>						
<b>Technical documentation for additional set – country-specific version for North America (US)</b>	477.00	USD	<input type="radio"/>	<input type="radio"/>	<input type="radio"/>	<input type="radio"/>





# HAMM

A WIRTGEN GROUP COMPANY

## Price list Series H278

### DV+ 90i Tandem rollers of weight class 9 t

#### Scope of supply – basic machine

Diesel engine

Manufacturer:

DEUTZ

Type:

TCD 3.6 L4

Power ISO 14396, kW/PS/rpm:

74,4/101,2/2200

Emission standard:

EU Stage V / EPA Tier 4

Exhaust gas after-treatment:

DOC-DPF-SCR

Operating voltage:

12 V

Machine equipment

12 V outlets (double)

2 large working and rear view mirrors

2 water pumps

Foldable scraper

Operating concept Easy Drive

Lighting package as per road traffic regulations

Pressurized refilling of water tanks from below

ECO mode

Spring-mounted driver's seat with armrests and safety belt

Cup holder

Hammtronic—electronic machine management

Cabin floor window, front and rear

Seat-operating unit, adjustable sideways and rotatable

Spray system with spray bar front and rear

Water filtering (triple)

Water tank front and rear, can be filled from both sides

Central water drain

<b>DV+ 90i VV-S H278</b>	<b>245,117.00</b>	<b>USD</b>
<b>DV+ 90i VT-S H278</b>	<b>250,968.00</b>	<b>USD</b>
<b>DV+ 90i VO-S H278</b>	<b>269,444.00</b>	<b>USD</b>
<b>DV+ 90i VS-OS H278</b>	<b>289,922.00</b>	<b>USD</b>

- Standard
- o Optionally available
- Not available
- Δ Order from headquarter
- ▲ Preset

DV+ 90i VV-S	DV+ 90i VT-S	DV+ 90i VO-S	DV+ 90i VS-OS
--------------	--------------	--------------	---------------

## Mandatory Options

### Paintwork

standard color (RAL 2004 + RAL 7015)

Special painting (RAL... + RAL 7015)

2,140.00

USD

Special painting (RAL... + RAL ...)

7,160.00

USD

### CE conformity

Version with CE conformity

### Warning marker

Warning labels according to ANSI

### System of units

Display of the units of measurement, US units

### Construction

ROPS cabin with split doors

6,590.00

USD

ROPS with metal protective roof

### Air conditioning

heating and airconditioning

14,858.00

USD

### Driver seat

Driver seat, black imitation leather

### Armrest

Multifunction armrest, right, foldable

### Seat adjustment

Mechanical adjustment of seat-operating unit

### Lighting package as per road traffic regulations

Lighting package, halogen, as per road traffic regulations

### Camera system

Camera system, front and rear

Camera system—front, rear and chip spreader

2,864.00

USD

Camera system, front, rear and and preparation for chip spreader

1,478.00

USD

### Hydraulic oil

Hydraulic oil

### Service documentation

English spare parts and application documentation (EN)

### Technical documentation

Technical documentation – country-specific version for North America (US)

## Equipment Options

### Driver seat backrest extension

Backrest extension for driver's seat, black imitation leather

### Safety belt monitoring

Safety belt monitoring

431.00

USD

### Armrest folding mechanism

Armrest comfort setting, left

216.00

USD

Armrest comfort setting, left, at driver's seat with high backrest

216.00

USD

## HCQ navigator

Preparation for HCQ Navigator

13,164.00 USD ○ ○ ○ ○

Process data interface for third-party systems, asphalt construction

1,940.00 USD ○ ○ ○ ○

## fire extinguisher

fire extinguisher

370.00 USD ○ ○ ○ ○

## dashboard cover

Dashboard cover, lockable

● ● ● ●

## Spray bar wind deflector

Spray bar wind deflector

985.00 USD ○ - ○ ○

## edge pressing equipment

Edge pressing and cutting equipment with track indicator, front left

10,177.00 USD ○ ○ ○ ○

Edge pressing and cutting equipment with track indicator, front right

10,177.00 USD ○ ○ ○ ○

Edge pressing and cutting equipment with track indicator, rear right

10,177.00 USD ○ - ○ ○

Edge pressing and cutting equipment with track indicator, rear left

10,177.00 USD ○ - ○ ○

Edge pressing and cutting equipment with track indicator, front left and right

20,355.00 USD ○ ○ ○ ○

Edge pressing and cutting equipment with track indicator, front right and rear left

20,355.00 USD ○ - ○ ○

Edge pressing and cutting equipment with track indicator, front right and rear right

20,355.00 USD ○ - ○ ○

## Cutting wheel

847.00 USD ○ ○ ○ ○

pressing roll 45 degrees, 1 3/16 in layer

493.00 USD ○ ○ ○ ○

pressing roll 45 degrees, 1 31/32 in layer

554.00 USD ○ ○ ○ ○

pressing roll 45 degrees, 3 5/32 in layer

631.00 USD ○ ○ ○ ○

pressing roll 45 degrees, 4 23/32 in layer

831.00 USD ○ ○ ○ ○

pressing roll 60 degrees, 1 3/16 in layer

631.00 USD ○ ○ ○ ○

pressing roll 60 degrees, 1 31/32 in layer

724.00 USD ○ ○ ○ ○

pressing roll 60 degrees, 3 5/32 in layer

801.00 USD ○ ○ ○ ○

pressing roll 60 degrees, 4 23/32 in layer

1,216.00 USD ○ ○ ○ ○

Pressing roll, diameter 200 mm, 180 mm wide

1,216.00 USD ○ ○ ○ ○

## thermal aprons

thermal aprons

4,604.00 USD - ○ - -

## Anti-freeze protection injection

Anti-freeze protection injection

● ● ● ●

## speedometer

speedometer

647.00 USD ○ ○ ○ ○

## Automatic motor stop

Automatic motor stop

● ● ● ●

## HAMM Temperature Meter (HTM)

HAMM Temperature Meter (HTM), front

2,202.00 USD ○ ○ ○ ○

HAMM Temperature Meter (HTM), front and rear

4,465.00 USD ○ ○ ○ ○

## Back-up alarm

Back-up alarm, sound-modulating (White Sound®)

● ● ● ●

## Telematics system

WITOS FleetView (MF3, 4G) – professional telematics solution for machine operation and service optimization

● ● ● ●

## working lights

Working lights, 4-fold, LED

● ● ● ●

## rotating beacon light

Rotating beacon, halogen

616.00 USD ○ ○ ○ ○

Rotating beacon, LED	708.00	USD	<input type="radio"/>	<input type="radio"/>	<input type="radio"/>	<input type="radio"/>
<b>Drum edge lighting</b>						
Drum edge lighting, LED			<input checked="" type="radio"/>	<input checked="" type="radio"/>	<input checked="" type="radio"/>	<input checked="" type="radio"/>
<b>drum lighting</b>						
Drum lighting, LED			<input checked="" type="radio"/>	<input checked="" type="radio"/>	<input checked="" type="radio"/>	<input checked="" type="radio"/>
<b>Sun blind</b>						
Sun blind, front and rear	554.00	USD	<input type="radio"/>	<input type="radio"/>	<input type="radio"/>	<input type="radio"/>
<b>Coming home function</b>						
Coming home function			<input checked="" type="radio"/>	<input checked="" type="radio"/>	<input checked="" type="radio"/>	<input checked="" type="radio"/>
<b>Battery isolation switch</b>						
Battery isolation switch, electronic	708.00	USD	<input type="radio"/>	<input type="radio"/>	<input type="radio"/>	<input type="radio"/>
<b>Documentation</b>						
<b>Technical documentation for additional set – country-specific version for North America (US)</b>	477.00	USD	<input type="radio"/>	<input type="radio"/>	<input type="radio"/>	<input type="radio"/>

---

**Price list Series H250**

## HP 180i Pneumatic tire roller

### Scope of supply – basic machine

**Operating data**

Operating weight, identification plate:

18.776 lbs

Operating weight, max.:

37.882 lbs

Max. working width:

82 in

Min. wheel load per tire, front/rear:

2.205/2.489 lbs

Max. wheel load per tire, front/rear:

4.763/4.342 in

Water tank, capacity:

171,7 Gal

Additive tank, capacity:

7,4 Gal

Diesel engine

Manufacturer:

DEUTZ

Type:

TCD 3.6 L4

Power ISO 14396, kW/PS/rpm:

55,4/75,3/2200

Emission standard:

EU Stage V / EPA Tier 4

Exhaust gas after-treatment:

DOC-DPF

Operating voltage:

12 V

Drive

Speed, infinitely variable:

0 - 9,3 mph

Climbing ability, with/no ballast:

25/35 %

Steering

Steering angle +/-:

30 °

Oscillation angle +/-:

2 °

Level compensation, front +/-:

2,6 in

Machine equipment  
 12 V outlets (double)  
 2 large working and rear view mirrors  
 Dashboard with displays, indicator lights and function key  
 Tilttable dashboard  
 Operating concept Easy Drive  
 Compressed water sprinkling system  
 ECO mode  
 Operator's platform with entry from both sides  
 Speed-controlled water sprinkling system  
 Leveling of front wheelset  
 Maintenance platform  
 Spray system with spray bars front and rear  
 Water filtering (triple)  
 Water tank at front  
 Central water drain

**HP 180i H250**

**164,592.00 USD**

- Standard
- Optionally available
- Not available
- △ Order from headquarter
- ▲ Preset

**HP 180i**

#### **Mandatory Options**

#### **Variant**

Machine with 10 sh. tn. (US) operating weight, upon delivery		●
Machine with 15 sh. tn. operating weight, upon delivery	15,582.00 USD	○
Machine with 20 sh. tn. (US) operating weight, upon delivery	30,855.00 USD	○

#### **Pump**

Hydraulics package, standard		●
------------------------------	--	---

#### **Tire**

1 set of wheels with smooth tires, Michelin	12,641.00 USD	○
1 set of wheels with smooth tires		●

#### **Wiper**

Brush scraper, foldable		●
Scraper made of brushes with coconut fiber insert, foldable	216.00 USD	○
Plastic scraper, foldable	1,263.00 USD	○

#### **Paintwork**

standard color (RAL 2004 + RAL 7015)		●
Special painting (RAL... + RAL 7015)	2,510.00 USD	○
Special painting (RAL... + RAL ...)	7,514.00 USD	○

#### **CE conformity**

Version without CE conformity		○
Version with CE conformity		●

#### **Warning marker**

Warning labels according to ANSI		●
----------------------------------	--	---

#### **System of units**

Display of the units of measurement, US units		●
---	--	---

## Electrics package for options

Electrics package for options 801.00 USD ○

Electrics package standard ●

## Construction

ROPS cabin with non-split doors 14,196.00 USD ○

ROPS cabin with split doors 15,428.00 USD ○

ROPS, rigid ●

## Air conditioning

heating and airconditioning 13,164.00 USD ○

## Driver seat

Driver seat, black imitation leather ●

## Steering

Steering unit, standard ●

## Armrest

Multifunction armrest, rigid -308.00 USD ○

Multifunction armrest, right, foldable ●

## adjustable steering column

Steering column with tiltable dashboard -246.00 USD ○

Steering column with comfort exit and tiltable dashboard ●

## Seat adjustment

Seat operating unit, adjustable sideways -2,818.00 USD ○

Seat-operating unit, adjustable sideways and rotatable ●

## Lighting package as per road traffic regulations

Lighting package as per road traffic regulations ●

Version without lighting package -862.00 USD ○

## Driving mode

Version with anti-slip control 1,647.00 USD ○

Version without anti-slip control ●

## Hydraulic oil

Hydraulic oil ●

## Service documentation

English spare parts and application documentation (EN) ●

## Technical documentation

Technical documentation – country-specific version for North America (US) ●

## Equipment Options

### Driver seat backrest extension

Backrest extension for driver's seat, black imitation leather ●

### Safety belt monitoring

Safety belt monitoring 431.00 USD ○

### Armrest comfort setting, left

Armrest comfort setting, left ●

### HCQ navigator

Preparation for HCQ Navigator, at cabin 14,889.00 USD ○

Preparation for HCQ Navigator, at ROPS 14,889.00 USD ○

### fire extinguisher

fire extinguisher 370.00 USD ○

### dashboard cover

Dashboard cover, lockable ●

## Protective roof

Protective roof, plastic, on ROPS

●

Plastic protective roof on ROPS with integrated FOPS-approved (level I)

908.00 USD

○

## edge pressing equipment

Edge pressing and cutting device, right rear

10,177.00 USD

○

## Reserve complete wheel

1 spare wheel with smooth tire, Michelin

3,895.00 USD

○

1 spare wheel with smooth tire

2,310.00 USD

○

## Mounting device for spare wheel

Mounting device for spare wheel

2,525.00 USD

○

## thermal aprons

thermal aprons

8,838.00 USD

○

## tire heating

Tire heating with thermal apron

73,397.00 USD

○

## Additive sprinkling

Additive sprinkling

3,865.00 USD

○

## Anti-freeze protection injection

Anti-freeze protection injection

493.00 USD

○

## water filling for C-pipe connection

Pressurized water tank filling

2,109.00 USD

○

## tire inflation system

tire inflation system

6,728.00 USD

○

## Automatic motor stop

Automatic motor stop

●

## HAMM Temperature Meter (HTM)

HAMM Temperature Meter (HTM), rear

2,048.00 USD

○

## Camera system

Rear camera system, in case of cabin

5,312.00 USD

○

## Back-up alarm

Back-up alarm

●

## Telematics system

WITOS FleetView (MF3, 4G) – professional telematics solution for machine operation and service optimization

●

## working lights, ready

Preparation for working lights or rotating beacon

●

## working lights

Working lights on ROPS, 4-fold, halogen

1,463.00 USD

○

Working lights on plastic protective roof, 4-fold, halogen

1,463.00 USD

○

Working lights on cabin, 4-fold, LED

1,601.00 USD

○

Working lights on ROPS, 4-fold, LED

1,601.00 USD

○

Working lights on plastic protective roof, 4-fold, LED

1,601.00 USD

○

## rotating beacon light

Rotating beacon on cabin, halogen

693.00 USD

○

Rotating beacon on ROPS, halogen

693.00 USD

○

Rotating beacon on plastic protective roof, halogen

693.00 USD

○

## License plate holder, illuminated

License plate holder, illuminated

431.00 USD

○

## Tire lighting, LED

Tire lighting, LED

693.00 USD

○

## lunchbox holder

lunchbox holder

●



**Guard rail on maintenance platform**

Guard rail on maintenance platform

**Seat longitudinal adjustment**

Seat longitudinal adjustment

**Cup holder**

Cup holder

354.00 USD

**Mobile cooling box**

Mobile cooling box

1,601.00 USD

**Coming home function**

Coming home function

431.00 USD

**Battery isolation switch**

Battery isolation switch, electronic

955.00 USD

**Water tank outlet**

Filling access to water tank, fold-out

**Documentation****Technical documentation for additional set –  
country-specific version for North America (US)**

477.00 USD

---

## Price list Series H271

# HP 280i Pneumatic tire roller

### Scope of supply – basic machine

#### Operating data

Operating weight, identification plate:

20.959 lbs

Operating weight, max.:

59.469 lbs

Max. working width:

82 in

Min. wheel load per tire, front/rear:

2.359/2.880 lbs

Max. wheel load per tire, front/rear:

7.731/6.769 in

Water tank, capacity:

171,7 Gal

Additive tank, capacity:

7,4 Gal

Diesel engine

Manufacturer:

DEUTZ

Type:

TCD 3.6 L4

Power ISO 14396, kW/PS/rpm:

85,0/115,6/2000

Emission standard:

EU Stage IV / EPA Tier 4

Exhaust gas after-treatment:

DOC-SCR

Operating voltage:

12 V

Drive

Speed, infinitely variable:

0 - 11,8 mph

Climbing ability, with/no ballast:

25/35 %

Steering

Steering angle +/-:

30 °

Oscillation angle +/-:

2 °

Level compensation, front +/-:

2,6 in

- Machine equipment
- 12 V outlets (double)
- 2 large working and rear view mirrors
- Dashboard with displays, indicator lights and function keys
- Tiltable dashboard
- Operating concept Easy Drive
- Compressed water sprinkling system
- ECO mode
- Operator's platform with entry from both sides
- Speed-controlled water sprinkling system
- Leveling of front wheelset
- Maintenance platform
- Spray system with spray bars front and rear
- Water filtering (triple)
- Water tank at front
- Central water drain

HP 280i H271

**239,421.00 USD**

- Standard
- Optionally available
- Not available
- △ Order from headquarter
- ▲ Preset

HP 280i

## Mandatory Options

### Variant

Machine with 25 sh. tn. (US) operating weight, upon delivery

Machine with 30 sh. tn. (US) operating weight, upon delivery

## Pump

Hydraulics package, standard

Hydraulics package for hydraulically-driven options

## Braking system

Rear and front axle brake

## Tire

1 set of wheels with smooth tires, Michelin

1 set of wheels with smooth tires

## Wiper

Brush scraper, foldable

Scraper made of brushes with coconut fiber insert, foldable

Plastic scraper, foldable

## Paintwork

standard color (RAL 2004 + RAL 7015)

Special painting (RAL... + RAL 7015)

Special painting (RAL... + RAL ...)

### CE conformity

Version with CE conformity

## Warning marker

### Warning labels according to ANSI

17,029.00 USD

-816.00 USD

216.00 USD

1,263.00 USD

2,510.00 USD

7,514.00 USD

## System of units

Display of the units of measurement, US units

## Electrics package for options

Electrics package for options

801.00 USD

Electrics package standard

## Construction

ROPS cabin with non-split doors

14,196.00 USD

ROPS cabin with split doors

15,428.00 USD

ROPS, rigid

## Air conditioning

heating and airconditioning

13,164.00 USD

## Driver seat

Driver seat, black imitation leather

Driver seat, anthracite fabric

385.00 USD

## Steering

Steering unit, standard

Steering unit with emergency steering function

1,493.00 USD

## Armrest

Multifunction armrest, right, foldable

## adjustable steering column

Steering column with comfort exit and tiltable dashboard

## Seat adjustment

Seat-operating unit, adjustable sideways and rotatable

## Lighting package as per road traffic regulations

Lighting package as per road traffic regulations

## Driving mode

Version without anti-slip control

## Hydraulic oil

Hydraulic oil

## Service documentation

English spare parts and application documentation (EN)

## Technical documentation

Technical documentation – country-specific version for North America (US)

## Equipment Options

### Driver seat backrest extension

Backrest extension for driver's seat, black imitation leather

### Safety belt monitoring

Safety belt monitoring

431.00 USD

### Armrest comfort setting, left

Armrest comfort setting, left

### HCQ navigator

Preparation for HCQ Navigator, at cabin

14,889.00 USD

Preparation for HCQ Navigator, at ROPS

14,889.00 USD

### dashboard cover

Dashboard cover, lockable

**Protective roof**

Protective roof, plastic, on ROPS

●

Plastic protective roof on ROPS with integrated FOPS-approved (level I)

908.00 USD

○

**edge pressing equipment**

Edge pressing and cutting device, right rear

10,177.00 USD

○

**Reserve complete wheel**

1 spare wheel with smooth tire, Michelin

3,895.00 USD

○

1 spare wheel with smooth tire

2,310.00 USD

○

**Mounting device for spare wheel**

Mounting device for spare wheel

2,525.00 USD

○

**thermal aprons**

thermal aprons

8,838.00 USD

○

**tire heating**

Tire heating with thermal apron

73,397.00 USD

○

**Additive sprinkling**

Additive sprinkling

3,865.00 USD

○

**Anti-freeze protection injection**

Anti-freeze protection injection

493.00 USD

○

**water filling for C-pipe connection**

Pressurized water tank filling

2,109.00 USD

○

**tire inflation system**

tire inflation system

6,728.00 USD

○

**bypass filter system**

bypass filter system

2,771.00 USD

○

**Automatic motor stop**

Automatic motor stop

●

**HAMM Temperature Meter (HTM)**

HAMM Temperature Meter (HTM), rear

2,048.00 USD

○

**Camera system**

Rear camera system, (cabin only)

5,312.00 USD

○

**Back-up alarm**

Back-up alarm

●

**Telematics system**

WITOS FleetView (MF3, 4G) – professional telematics solution for machine operation and service optimization

●

**working lights, ready**

Preparation for working lights or rotating beacon

●

**working lights**

Working lights on ROPS, 4-fold, halogen

1,463.00 USD

○

Working lights on plastic protective roof, 4-fold, halogen

1,463.00 USD

○

Working lights on cabin, 4-fold, LED

1,601.00 USD

○

Working lights on ROPS, 4-fold, LED

1,601.00 USD

○

Working lights on plastic protective roof, 4-fold, LED

1,601.00 USD

○

**rotating beacon light**

Rotating beacon on cabin, halogen

693.00 USD

○

Rotating beacon on ROPS, halogen

693.00 USD

○

Rotating beacon on plastic protective roof, halogen

693.00 USD

○

**Tire lighting, LED**

Tire lighting, LED

693.00 USD

○

**lunchbox holder**

lunchbox holder

**Guard rail on maintenance platform**

Guard rail on maintenance platform

**Seat longitudinal adjustment**

Seat longitudinal adjustment

**Coming home function**

Coming home function

**Battery isolation switch**

Battery isolation switch, electronic

**Water tank outlet**

Filling access to water tank, fold-out



**Documentation**

**Technical documentation for additional set –  
country-specific version for North America (US)**

431.00 USD

955.00 USD

477.00 USD



**Price list****SUPER 1300-3i (V) / AB 340 V Extending  
Screed****Scope of supply – basic machine****Drive unit**

- Deutz diesel engine type TCD 3.6 L4, liquid-cooled, 100 hp (74.4kW) at 2,000 rpm
- The engine complies with the emission standards of the European Union Stage V and USA EPA Tier 4f
- Electronic engine management with ECO mode and variable-speed fan drive

**Undercarriage**

- Hydrostatic traction drive
- Crawler tracks with rubber pads, ground contact 6 ft. 7 in. x 10 in. (2,000 x 260 mm)
- Low-maintenance multiple-disk brakes lock on automatically without oil pressure

**Conveyors and augers**

- Wide push-rollers, displaceable forwards by 3 in. (80 mm)
- Material hopper with 22,000 lbs. (10 tonnes) capacity, hopper front can be folded up for service purposes
- Four separate hydrostatic drives for conveyors and augers.
- Conveyors reversible for a short time
- Augers can be reversed and adjusted in height
- Manual override for augers
- Mechanical paddle sensors for controlling the conveyors
- Automatic filling of auger tunnel during a break in paving
- Set of limiting plates, folding and extendable, on the rear of the paver

**Electrical system**

- On-board voltage 24V

**Heating system**

- Three-phase generator with generator management
- Heating of screed when diesel engine is running at idle.

**Operator's platform**

- 2 operator's seats, can be pivoted outwards
- Operator's seats and console can be easily and conveniently adjusted for ergonomic working
- Modular ErgoPlus 3 paver operator's console; large high-contrast colour display ensures easy operation and monitoring of paver functions

- 2 ErgoPlus 3 screed consoles for the right and left-hand screed sides, with colour display for setting up and monitoring paver and screed functions

#### Miscellaneous

- Machine documentation

Total price of basic configuration				
Bolt-on extension	Pave width	Generator	Price	
SUPER 1300-3i (V) / AB 340 V Extending Screed				
Without bolt-on extensions	3.400	Generator, standard power output	USD	322,714.00
Bolt-on extensions, 2 x 10 in.	3.900	Generator, standard power output	USD	330,857.00
Bolt-on extensions, 2 x 1 ft. 4 in.	4.200	Generator, standard power output	USD	333,286.00

Operator's Stand					
<b>Operator's stand</b>					
Operator's stand without hardtop	Standard	V600_1411_00		USD	0.00
Hardtop with sunshades, VÖGELE design		V600_1411_08		USD	9,571.00
<b>Operator's seats</b>					
Operator's seat, luxury, 2 pieces	Standard	V610_1411_02		USD	0.00
<b>Rear-view mirrors</b>					
Rearview mirror, 2 pieces, paver without hardtop		V606_1411_05		USD	300.00
<b>Electrical System</b>					
<b>Working lights</b>					
Working lights, halogen	Standard	V505_1411_01		USD	0.00
<b>Extra working light</b>					
Working light for auger tunnel, 2 pieces	Standard	V506_1411_01		USD	0.00
<b>Rotary beacon</b>					
All-round beacon, paver without hardtop	Standard	V515_1411_03		USD	0.00
<b>Reverse beeper</b>					
Reverse beeper, acoustic	Standard	V516_1411_01		USD	0.00



Material Transport					
Material Hopper Front					
Hopper Front, Manual		V300_1411_01		USD	-2,386.00
Hopper Front, Hydraulic	Standard	V300_1411_02		USD	0.00
Auger control					
Sensor for auger control, mechanical		V305_1411_01		USD	-3,671.00
Sensor for auger control, sonic, 2 pieces	Standard	V305_1411_02		USD	0.00
PaveDock Assistant					
PaveDock Assistant, machine without hardtop		V324_1411_02		USD	5,671.00
Comfort functions					
Basic Package, without AutoSet	Standard	V212_1411_01		USD	0.00
<i>All functions must be brought into transport position manually.</i>					
Grade And Slope Control					
Automatic grade and slope control					
NIVELTRONIC Plus	Standard	V650_1411_01		USD	0.00
Slope Sensor					
Slope Sensor		V670_1411_01		USD	2,286.00
Bracket for grade sensor					
Bracket for grade sensor, 1 piece		V684_1411_01		USD	1,686.00
<i>For attachment of a mechanical or sonic grade sensor.</i>					
Variable mechanical grade sensor					
Variable mechanical grade sensor (Dash 3), 1 unit		V680_1411_01		USD	4,914.00
Ski 6 ft. 7 in.					
Ski 2m, 1 piece		V689_1411_01		USD	200.00
Single-Cell Sonic Sensor					
Single-cell sonic sensor, 1 piece		V681_1411_01		USD	5,157.00
Multi-Cell Sonic Sensor (CAN/Analog)					
Multi-cell sonic sensor (Dash 3), 1 unit		V683_1411_01		USD	6,243.00
Laser receiver, including mast					
Laser receiver, including mast, 1 piece		V685_1411_01		USD	11,929.00

Tractor Unit / Screed Interface					
Screed Assist					
Screed Assist		V420_1411_01		USD	1,843.00
Machine ascent					
Ascent for tractor unit without screed		V411_1411_01		USD	514.00
Others					
Ventilation system					
Without ventilation system		V907_1411_00		USD	-14,771.00
Ventilation system	Standard	V907_1411_01		USD	0.00
Hydraulic oil					
Hydraulic system filled with mineral oil	Standard	V700_01		USD	0.00
Washdown system					
Washdown system with tank and hose reel		V705_1411_01		USD	4,271.00
Spray gun					
Spray gun		V707_1411_01		USD	257.00
Tools					
Tools		V715_1411_01		USD	643.00
Packing					
Packing for land transport	Standard	V730_01		USD	0.00
Paint finish					
Paint finish, standard VÖGELE Green	Standard	V800_01		USD	0.00
Maintenance kit					
Maintenance kit, 50 service hours		V734_1411_01		USD	286.00
Maintenance kit, 500 service hours		V734_1411_05		USD	243.00
Maintenance kit, 1,000 service hours		V734_1411_06		USD	743.00
WITOS FleetView Telematics System					
WITOS FleetView – professional telematics solution to optimize machine use and servicing	Standard	V777_1411_01		USD	0.00
<p><i>WITOS FleetView includes a control unit (TCU) with a GPS receiver and the usage rights for the web application WITOS FleetView. The web access function offers a compact overview of the machine status including consumption data, working times, position data, error messages and service intervals. (The actual amount of data available depends on the machine type). The availability of WITOS FleetView is guaranteed for 3 years from the date of delivery.</i></p>					

Screed Options					
Crown adjustment					
Crown, mechanical adjustment		V105_27AB_01		USD	-3,886.00
Crown, hydraulic adjustment	Standard	V105_27AB_02		USD	0.00
Edger plates					
Edger plate, 45°, 2 pieces		V132_27AB_01		USD	529.00
End gate ski (90°), 2 pieces		V132_27AB_02		USD	529.00
End gate ski (90°), heated, 2 pieces		V132_27AB_03		USD	1,700.00
System for Paving Width Reduction					
Cut-off shoes, 1 ft. 9 in., 2 pieces		V140_27AB_01		USD	1,614.00

**Price list****SUPER 1700-3i (4f) / Carlson EZIV-08 Screed****Scope of supply – basic machine****Drive Unit**

- Liquid-cooled Cummins 4-cylinder diesel engine, QSB4.5-C173, 173 hp (129 kW) at 2,000rpm
- Engine complies with the applicable exhaust emission standards of the European Union (COM) 4 and USA (EPA, CARB) Tier 4f
- Electronic engine management

**Undercarriage**

- Hydrostatic traction drive
- Crawler tracks with rubber pads, ground contact 8 ft. 6 in. (2,594 x 355mm)
- Low-maintenance multiple-disk brakes, lock on automatically without oil pressure

**Material Feed, Conveyors and Augers**

- Wide push-rollers, can be displaced forwards by 6 in. (150mm)
- 14.3 tons (13 tonnes) material hopper
- Hopper apron hydraulically operated
- 4 separate hydraulic drives for conveyors and augers
- Mechanical sensors for controlling the conveyors, conveyors can briefly be reversed
- Sonic sensors for controlling the augers
- Augers hydraulically adjustable in height, complete with limiting plates for the auger tunnel and bracing
- Manual auger override
- Automatic filling function for the auger tunnel during breaks in paving
- 3 left hand and 3 right hand 1 ft. (30.5 cm) stackable augers for a total of 6 ft. of augers

**Electrical System**

- On-board voltage 24V

**Screed Heating**

- Three-phase AC generator, air-cooled with electronic generator management
- Screed is also heated when diesel engine is running at idle
- Screed heating with electronic temperature control

**Operator's Platform**

- 2 Luxury operator's seats including seat heating, with side paneling and armrests, can be pivoted outwards

- Operator's seats and console can be easily and conveniently adjusted for ergonomic working
- Modular ErgoPlus 3 paver operator's console; large high-contrast colour display ensures easy operation and monitoring of paver functions
- 2 ErgoPlus 3 screed consoles for the right and left-hand screed sides, with colour display for setting up and monitoring paver and screed functions

#### Miscellaneous

- Centralized lubrication system for tractor unit
- Machine documentation
- Crown is set hydraulically

**Total price of basic configuration** **USD 532,873.00**

#### Operator's Stand

##### Operator's stand

Operator's stand without hardtop	Standard	V600_1982_04		USD	0.00
----------------------------------	----------	--------------	--	-----	------

Hardtop in VÖGELE design		V600_1982_05		USD	11,432.00
--------------------------	--	--------------	--	-----	-----------

##### Rear-view mirrors

Rearview mirror, 2 pieces, paver without hardtop		V606_1982_05		USD	1,132.00
--	--	--------------	--	-----	----------

#### Electrical System

##### Working lights

Working lights, halogen		V505_1982_01		USD	-3,703.00
-------------------------	--	--------------	--	-----	-----------

Working lights, LED	Standard	V505_1982_03		USD	0.00
---------------------	----------	--------------	--	-----	------

##### Extra working light

Working light for auger tunnel, 2 pieces	Standard	V506_1982_02		USD	0.00
--	----------	--------------	--	-----	------

##### Light balloons

Light balloon, LED, 1 piece		V520_1982_03		USD	6,037.00
-----------------------------	--	--------------	--	-----	----------

*For extensive and non-glare lighting of night-time job sites.*

*(Requires the Schuko Power Outlet option)*

##### Bracket for light balloon

Bracket for LED light balloon, 2 pieces		V522_1982_01		USD	517.00
---	--	--------------	--	-----	--------

##### Sockets

Socket outlet 12 V, 2 pieces	Standard	V510_1982_01		USD	0.00
------------------------------	----------	--------------	--	-----	------

Socket outlet 24 V, 2 pieces		V510_1982_02		USD	-321.00
------------------------------	--	--------------	--	-----	---------

##### Power outlet

NEMA power outlet, 120 V, speed independent, 1 piece		V512_1982_01		USD	8,972.00
--	--	--------------	--	-----	----------

##### Rotary beacon

All-round beacon, 1 piece, paver without hardtop	Standard	V515_1982_03		USD	0.00
--	----------	--------------	--	-----	------

##### Reverse beeper

Reverse beeper, acoustic	Standard	V516_1982_01		USD	0.00
--------------------------	----------	--------------	--	-----	------

<b>Material Transport</b>					
<b>Limiting plates for auger tunnel</b>					
Power Tunnel	Standard	V313_1982_01		USD	0.00
Limiting Plate for Auger Tunnel, 3 ft. 3 in. (1 m)		V313_1982_02		USD	-5,828.00
<b>Material transport</b>					
Material transport; standard	Standard	V320_1982_01		USD	0.00
<b>Push-rollers</b>					
Push-rollers	Standard	V323_1982_01		USD	0.00
Truck Hitch		V323_1982_03		USD	10,230.00
<b>Grade And Slope Control</b>					
<b>Automatic grade and slope control</b>					
NIVELTRONIC Plus	Standard	V650_1982_03		USD	0.00
Niveltronic Plus 3D		V650_1982_04		USD	4,207.00
<b>Slope Sensor</b>					
Slope Sensor	Standard	V670_1982_01		USD	0.00
<b>Bracket for grade sensor</b>					
Bracket for grade sensor, 1 piece  <i>For attachment of a mechanical or sonic grade sensor.</i>		V684_1982_01		USD	1,649.00
Bracket for grade sensor at VF screed, 1 piece  <i>For attachment of a mechanical or sonic grade sensor.</i>		V684_1982_03		USD	657.00
<b>Bracket, attachment of grade sensor to screed arm</b>					
Bracket, Attachment of Grade Sensor to Screed Arm, 1 piece		V686_1982_01		USD	629.00
Mounting kit to attach the bracket for the grade sensor for VF screed to the screed arm, 1 piece		V686_1982_03		USD	98.00
<b>Variable mechanical grade sensor</b>					
Variable mechanical grade sensor (Dash 3), 1 unit		V680_1982_01		USD	4,807.00
<b>Ski 6 ft. 7 in.</b>					
Ski 2m, 1 piece		V689_1982_01		USD	196.00
<b>Single-Cell Sonic Sensor</b>					
Single-cell sonic sensor, 1 piece		V681_1982_01		USD	5,045.00
<b>Multi-Cell Sonic Sensor (CAN/Analog)</b>					
Multi-cell sonic sensor (Dash 3), 1 unit		V683_1982_01		USD	6,107.00
<b>Big MultiPlex Ski</b>					
Big MultiPlex Ski, 1 piece		V688_1982_03		USD	31,905.00
<b>Big MultiPlex Ski, electronic</b>					
Big MultiPlex Ski, electronic		V687_1982_01		USD	18,713.00

Tractor Unit / Screed Interface					
<b>Screed lock</b>					
Screed lock, manual		V400_1982_01		USD	-1,384.00
Screed lock, hydraulic	Standard	V400_1982_02		USD	0.00
<b>Screed Arm Guidance</b>					
Standard Guide for Screed Arm	Standard	V405_1982_01		USD	0.00
Guide rollers for screed arm		V405_1982_02		USD	1,356.00
<b>Screed Assist</b>					
Screed Assist		V420_1982_01		USD	1,803.00
<b>Machine ascent</b>					
Ascent for tractor unit without screed		V411_1982_01		USD	797.00
<b>Others</b>					
<b>Low-emissions package</b>					
EcoPlus low-emissions package	Standard	V202_1982_05		USD	0.00
<b>Washdown system</b>					
Washdown system with tank and hose reel	Standard	V705_1982_02		USD	0.00
<b>Tools</b>					
Tools		V715_1982_01		USD	629.00
<b>Packing</b>					
Packing for transport by sea	Standard	V730_02		USD	0.00
<b>Paint finish</b>					
Paint finish, standard VÖGELE Green	Standard	V800_01		USD	0.00
<b>Grease filling, lubrication system</b>					
Adapter for connecting grease gun		V720_1982_01		USD	643.00
<b>Ventilation system</b>					
Ventilation system, machine without hardtop	Standard	V907_1982_01		USD	0.00
<b>Maintenance kit</b>					
Maintenance kit, 50 service hours		V734_1982_01		USD	321.00
Maintenance kit, 500 service hours		V734_1982_05		USD	447.00
Maintenance kit, 1,000 service hours		V734_1982_06		USD	811.00

<b>RoadScan</b>					
<p>VÖGELE RoadScan Kit</p> <p><i>The Kit includes the pyrometer to measure the base temperature before paving, a USB port on the paver operator's ErgoPlus 3 console to export the saved data, the bracket for mounting on the paver roof (Dash 3), the cabling and software which can be activated in ErgoPlus 3. (The Kit is essential for operation of VÖGELE RoadScan.)</i></p>		<b>V240_1982_01</b>		<b>USD</b>	<b>3,438.00</b>
<p>VÖGELE RoadScan, temperature-measurement system</p> <p><i>The high-precision infrared camera is the key component of VÖGELE RoadScan. It scans the asphalt pavement behind the screed over the entire area. The housing of the infrared camera also accommodates a high-precision GPS receiver. It records the exact position of the temperature data. (Requires the option VÖGELE RoadScan Kit)</i></p>		<b>V240_1982_02</b>		<b>USD</b>	<b>42,764.00</b>
<p>VÖGELE RoadScan, weather station</p> <p><i>The weather station displays and documents the wind speed, wind direction, ambient temperature, air pressure and humidity.</i></p>		<b>V240_1982_03</b>		<b>USD</b>	<b>3,186.00</b>
<b>WITOS FleetView Telematics System</b>					
<p>WITOS FleetView – professional telematics solution to optimize machine use and servicing</p> <p><i>WITOS FleetView includes a control unit (TCU) with a GPS receiver and the usage rights for the web application WITOS FleetView. The web access function offers a compact overview of the machine status including consumption data, working times, position data, error messages and service intervals. (The actual amount of data available depends on the machine type). The availability of WITOS FleetView is guaranteed for 3 years from the date of delivery.</i></p>	<b>Standard</b>	<b>V777_1982_03</b>		<b>USD</b>	<b>0.00</b>



Screed Options					
Extending unit, right side					
Extending unit without berm, right	Standard	V103_EZ04_00		USD	0.00
Berme 305 mm (12"), RH		V103_EZ04_01		USD	5,283.00
Berme 457 mm (18"), RH		V103_EZ04_02		USD	5,283.00
Berme 610 mm (24"),RH		V103_EZ04_03		USD	5,283.00
Extending unit, left side					
Extending unit without berm, left	Standard	V104_EZ04_00		USD	0.00
Berme 305 mm (12"), LH		V104_EZ04_01		USD	5,283.00
Berme 457 mm (18"), LH		V104_EZ04_02		USD	5,283.00
Berme 610 mm (24"), LH		V104_EZ04_03		USD	5,283.00
Screed with berm					
Screed with berm		V108_EZ04_01		USD	531.00
Bolt-On Extension, Right-Hand Side, 30.5cm		V101_EZ04_12R		USD	2,432.00
Bolt-On Extension, Right-Hand Side, 45.7cm		V101_EZ04_18R		USD	2,432.00
Bolt-On Extension, Right-Hand Side, 61cm		V101_EZ04_24R		USD	2,432.00
Bolt-On Extension, Left-Hand Side, 30.5cm		V101_EZ04_12L		USD	2,432.00
Bolt-On Extension, Left-Hand Side, 45.7cm		V101_EZ04_18L		USD	2,432.00
Bolt-On Extension, Left-Hand Side, 61cm		V101_EZ04_24L		USD	2,432.00
Y-Cable for Coupling Bolt-On Extensions		V102_EZ04		USD	0.00
Wide Width Support Kit					
Wide Width Support Kit		V142_EZ04_01		USD	0.00
Heating rod for end gate ski					
Heating rod for end gate ski		V131_EZ04_01		USD	1,342.00
System for Paving Width Reduction					
Cut-Off Shoes, Left-Hand Side		V140_EZ04_01		USD	433.00
Cut-Off Shoes, Right-Hand Side		V140_EZ04_02		USD	433.00
Cut-Off Shoes, Neutral		V141_EZ04		USD	433.00
Thickness Control Screws					
Angle of attack adjustment, counterclockwise to increase mat thickness	Standard	V150_EZ04_01		USD	0.00
Angle of attack adjustment, clockwise to increase mat thickness		V150_EZ04_02		USD	0.00

**Price list****SUPER 1700-3i (4f) / Extending Screed VF  
500-3 V****Scope of supply – basic machine****Drive Unit**

- Liquid-cooled Cummins 4-cylinder diesel engine, QSB4.5-C173, 173 hp (129 kW) at 2,000rpm
- Engine complies with the applicable exhaust emission standards of the European Union (COM) 4 and USA (EPA, CARB) Tier 4f
- Electronic engine management

**Undercarriage**

- Hydrostatic traction drive
- Crawler tracks with rubber pads, ground contact 8 ft. 6 in. (2,594 x 355mm)
- Low-maintenance multiple-disk brakes, lock on automatically without oil pressure

**Material Feed, Conveyors and Augers**

- Wide push-rollers, can be displaced forwards by 6 in. (150mm)
- 14.3 tons (13 tonnes) material hopper
- Hopper apron hydraulically operated
- 4 separate hydraulic drives for conveyors and augers
- Mechanical sensors for controlling the conveyors, conveyors can briefly be reversed
- Sonic sensors for controlling the augers
- Augers hydraulically adjustable in height, complete with limiting plates for the auger tunnel and bracing
- Manual auger override
- Automatic filling function for the auger tunnel during breaks in paving
- 3 left hand and 3 right hand 1 ft. (30.5 cm) stackable augers for a total of 6 ft. of augers

**Electrical System**

- On-board voltage 24V

**Screed Heating**

- Three-phase AC generator, air-cooled with electronic generator management
- Screed is also heated when diesel engine is running at idle
- Screed heating with electronic temperature control

**Operator's Platform**

- 2 Luxury operator's seats including seat heating, with side paneling and armrests, can be pivoted outwards

- Operator's seats and console can be easily and conveniently adjusted for ergonomic working
- Modular ErgoPlus 3 paver operator's console; large high-contrast colour display ensures easy operation and monitoring of paver functions
- 2 ErgoPlus 3 screed consoles for the right and left-hand screed sides, with colour display for setting up and monitoring paver and screed functions

#### Miscellaneous

- Centralized lubrication system for tractor unit
- Machine documentation
- Crown is set hydraulically

#### Total price of basic configuration

Bolt-on extension	Pave width	Generator	Price
<b>SUPER 1700-3i (4f) / Extending Screed VF 500-3 V</b>			
Without bolt-on extensions	4.750	Generator, standard power output	USD 532,593.00
Bolt-on extensions, 2 x 1 ft.	5.350	Generator, standard power output	USD 541,957.00
Bolt-on extensions, 2 x 2 ft.	5.950	Generator, standard power output	USD 549,503.00

#### Operator's Stand

##### Operator's stand

Operator's stand without hardtop	Standard	V600_1982_04	USD	0.00
Hardtop in VÖGELE design		V600_1982_05	USD	11,432.00

##### Rear-view mirrors

Rearview mirror, 2 pieces, paver without hardtop		V606_1982_05	USD	1,132.00
--	--	--------------	-----	----------

#### Electrical System

##### Working lights

Working lights, halogen		V505_1982_01	USD	-3,703.00
Working lights, LED	Standard	V505_1982_03	USD	0.00

##### Extra working light

Working light for auger tunnel, 2 pieces	Standard	V506_1982_02	USD	0.00
--	----------	--------------	-----	------

##### Light balloons

Light balloon, LED, 1 piece		V520_1982_03	USD	6,037.00
<i>For extensive and non-glare lighting of night-time job sites.</i>  <i>(Requires the Schuko Power Outlet option)</i>				

<b>Bracket for light balloon</b>					
Bracket for LED light balloon, 2 pieces		V522_1982_01		USD	517.00
<b>Sockets</b>					
Socket outlet 12 V, 2 pieces	Standard	V510_1982_01		USD	0.00
Socket outlet 24 V, 2 pieces		V510_1982_02		USD	-321.00
<b>Power outlet</b>					
NEMA power outlet, 120 V, speed independent, 1 piece		V512_1982_01		USD	8,972.00
<b>Rotary beacon</b>					
All-round beacon, 1 piece, paver without hardtop	Standard	V515_1982_03		USD	0.00
<b>Reverse beeper</b>					
Reverse beeper, acoustic	Standard	V516_1982_01		USD	0.00
<b>Material Transport</b>					
<b>Limiting plates for auger tunnel</b>					
Power Tunnel	Standard	V313_1982_01		USD	0.00
Limiting Plate for Auger Tunnel, 3 ft. 3 in. (1 m)		V313_1982_02		USD	-5,828.00
<b>Material transport</b>					
Material transport; standard	Standard	V320_1982_01		USD	0.00
<b>Push-rollers</b>					
Push-rollers	Standard	V323_1982_01		USD	0.00
Truck Hitch		V323_1982_03		USD	10,230.00
<b>Grade And Slope Control</b>					
<b>Automatic grade and slope control</b>					
NIVELTRONIC Plus	Standard	V650_1982_03		USD	0.00
Niveltronic Plus 3D		V650_1982_04		USD	4,207.00
<b>Slope Sensor</b>					
Slope Sensor	Standard	V670_1982_01		USD	0.00
<b>Bracket for grade sensor</b>					
Bracket for grade sensor, 1 piece		V684_1982_01		USD	1,649.00
<i>For attachment of a mechanical or sonic grade sensor.</i>					
Bracket for grade sensor at VF screed, 1 piece		V684_1982_03		USD	657.00
<i>For attachment of a mechanical or sonic grade sensor.</i>					

<b>Bracket, attachment of grade sensor to screed arm</b>					
Bracket, Attachment of Grade Sensor to Screed Arm, 1 piece		V686_1982_01		USD	629.00
Mounting kit to attach the bracket for the grade sensor for VF screed to the screed arm, 1 piece		V686_1982_03		USD	98.00
<b>Variable mechanical grade sensor</b>					
Variable mechanical grade sensor (Dash 3), 1 unit		V680_1982_01		USD	4,807.00
<b>Ski 6 ft. 7 in.</b>					
Ski 2m, 1 piece		V689_1982_01		USD	196.00
<b>Single-Cell Sonic Sensor</b>					
Single-cell sonic sensor, 1 piece		V681_1982_01		USD	5,045.00
<b>Multi-Cell Sonic Sensor (CAN/Analog)</b>					
Multi-cell sonic sensor (Dash 3), 1 unit		V683_1982_01		USD	6,107.00
<b>Big MultiPlex Ski</b>					
Big MultiPlex Ski, 1 piece		V688_1982_03		USD	31,905.00
<b>Big MultiPlex Ski, electronic</b>					
Big MultiPlex Ski, electronic		V687_1982_01		USD	18,713.00
<b>Tractor Unit / Screed Interface</b>					
<b>Screed lock</b>					
Screed lock, manual		V400_1982_01		USD	-1,384.00
Screed lock, hydraulic	Standard	V400_1982_02		USD	0.00
<b>Screed Arm Guidance</b>					
Standard Guide for Screed Arm	Standard	V405_1982_01		USD	0.00
Guide rollers for screed arm		V405_1982_02		USD	1,356.00
<b>Screed Assist</b>					
Screed Assist		V420_1982_01		USD	1,803.00
<b>Machine ascent</b>					
Ascent for tractor unit without screed		V411_1982_01		USD	797.00

Others					
<b>Low-emissions package</b>					
EcoPlus low-emissions package	Standard	V202_1982_05		USD	0.00
<b>Washdown system</b>					
Washdown system with tank and hose reel	Standard	V705_1982_02		USD	0.00
<b>Tools</b>					
Tools		V715_1982_01		USD	629.00
<b>Packing</b>					
Packing for transport by sea	Standard	V730_02		USD	0.00
<b>Paint finish</b>					
Paint finish, standard VÖGELE Green	Standard	V800_01		USD	0.00
Paint finish, client's design		V800_02		USD	2,753.00
<b>Grease filling, lubrication system</b>					
Adapter for connecting grease gun		V720_1982_01		USD	643.00
<b>Ventilation system</b>					
Ventilation system, machine without hardtop	Standard	V907_1982_01		USD	0.00
<b>Maintenance kit</b>					
Maintenance kit, 50 service hours		V734_1982_01		USD	321.00
Maintenance kit, 500 service hours		V734_1982_05		USD	447.00
Maintenance kit, 1,000 service hours		V734_1982_06		USD	811.00
<b>RoadScan</b>					
VÖGELE RoadScan Kit		V240_1982_01		USD	3,438.00
<i>The Kit includes the pyrometer to measure the base temperature before paving, a USB port on the paver operator's ErgoPlus 3 console to export the saved data, the bracket for mounting on the paver roof (Dash 3), the cabling and software which can be activated in ErgoPlus 3. (The Kit is essential for operation of VÖGELE RoadScan.)</i>					
VÖGELE RoadScan, temperature-measurement system		V240_1982_02		USD	42,764.00
<i>The high-precision infrared camera is the key component of VÖGELE RoadScan. It scans the asphalt pavement behind the screed over the entire area. The housing of the infrared camera also accommodates a high-precision GPS receiver. It records the exact position of the temperature data. (Requires the option VÖGELE RoadScan Kit)</i>					

VÖGELE RoadScan, weather station		V240_1982_03		USD	3,186.00
<i>The weather station displays and documents the wind speed, wind direction, ambient temperature, air pressure and humidity.</i>					
<b>WITOS FleetView Telematics System</b>					
WITOS FleetView – professional telematics solution to optimize machine use and servicing	Standard	V777_1982_03		USD	0.00
<i>WITOS FleetView includes a control unit (TCU) with a GPS receiver and the usage rights for the web application WITOS FleetView. The web access function offers a compact overview of the machine status including consumption data, working times, position data, error messages and service intervals. (The actual amount of data available depends on the machine type). The availability of WITOS FleetView is guaranteed for 3 years from the date of delivery.</i>					
<b>Screed Options</b>					
<b>Measuring sensors, screed</b>					
Display of vibration speed		V120_30AB_02		USD	950.00
<b>Extending unit, right side</b>					
Extending unit without berm, right	Standard	V103_30AB_00		USD	0.00
<b>Extending unit, left side</b>					
Extending unit without berm, left	Standard	V104_30AB_00		USD	0.00
<b>Heating rod for end gate ski</b>					
Heating rod for end gate ski		V131_30AB_01		USD	1,076.00
<b>System for Paving Width Reduction</b>					
Cut-off shoes, 6 in., 2 pieces		V141_30AB_01		USD	671.00
Cut-off shoes, 6 in., 4 pieces		V141_30AB_02		USD	1,160.00
Cut-off shoes, 6 in., 6 pieces		V141_30AB_03		USD	1,663.00
Cut-off shoes, 6 in., 8 pieces		V141_30AB_04		USD	2,152.00
<b>Angle of attack adjustment</b>					
Angle of attack adjustment, counterclockwise to increase mat thickness	Standard	V150_30AB_01		USD	0.00
Angle of attack adjustment, clockwise to increase mat thickness		V150_30AB_02		USD	0.00

**Price list****SUPER 1703-3i (4f) / Carlson EZIV-08 Screed****Scope of supply – basic machine****Drive Unit**

- Liquid-cooled Cummins 4-cylinder diesel engine, QSB4.5-C173, 173 hp (129 kW) at 2,000rpm
- Engine complies with the applicable exhaust emission standards of the European Union (COM) 4 and USA (EPA, CARB) Tier 4f
- Electronic engine management

**Undercarriage**

- Hydrostatic traction drive (separate drives for powered wheels) with electronic traction control
- 2 powered rear wheels with tubeless tyres 14.00 R 25
- 4 front wheels of solid elastic rubber, 540/300-390, mounted on bogies
- Second steering axle, powered (6x4)
- Extremely small turning radius (11 ft. 5 in. (3.5 m) outside) thanks to "Pivot Steer"
- Service brake (multiple-disk brake, hydraulically pressurized) and hydraulically actuated parking brake

**Material Feed, Conveyors and Augers**

- Wide push-rollers, can be displaced forwards by 6 in. (150mm)
- 14.3 tons (13 tonnes) material hopper
- Hopper apron hydraulically operated
- 4 separate hydraulic drives for conveyors and augers
- Mechanical sensors for controlling the conveyors, conveyors can briefly be reversed
- Sonic sensors for controlling the augers
- Augers hydraulically adjustable in height, complete with limiting plates for the auger tunnel and bracing
- Manual auger override
- Automatic filling function for the auger tunnel during breaks in paving
- 3 left hand and 3 right hand 1 ft. (30.5 cm) stackable augers for a total of 6 ft. of augers

**Electrical System**

- On-board voltage 24V

**Screed Heating**

- Three-phase AC generator, air-cooled with electronic generator management
- Screed is also heated when diesel engine is running at idle



- Screed heating with electronic temperature control

#### Operator's Platform

- 2 Luxury operator's seats including seat heating, with side paneling and armrests, can be pivoted outwards
- Operator's seats and console can be easily and conveniently adjusted for ergonomic working
- Modular ErgoPlus 3 paver operator's console; large high-contrast colour display ensures easy operation and monitoring of paver functions
- 2 ErgoPlus 3 screed consoles for the right and left-hand screed sides, with colour display for setting up and monitoring paver and screed functions

#### Miscellaneous

- Centralized lubrication system for tractor unit
- Machine documentation
- Crown is set hydraulically

**Total price of basic configuration**

**USD 488,783.00**

#### Operator's Stand

##### Operator's stand

Operator's stand without hardtop	Standard	V600_1283_04		USD	0.00
Hardtop in VÖGELE design		V600_1283_05		USD	11,432.00

##### Rear-view mirrors

Rearview mirror, 2 pieces, paver without hardtop		V606_1283_05		USD	1,132.00
--	--	--------------	--	-----	----------

#### Electrical System

##### Working lights

Working lights, halogen		V505_1283_01		USD	-3,703.00
Working lights, LED	Standard	V505_1283_03		USD	0.00

##### Extra working light

Working light for auger tunnel, 2 pieces	Standard	V506_1283_02		USD	0.00
--	----------	--------------	--	-----	------

##### Light balloons

Light balloon, LED, 1 piece		V520_1283_03		USD	6,037.00
<i>For extensive and non-glare lighting of night-time job sites.</i>  <i>(Requires the Schuko Power Outlet option)</i>					

##### Bracket for light balloon

Bracket for LED light balloon, 2 pieces		V522_1283_01		USD	517.00
---	--	--------------	--	-----	--------

<b>Sockets</b>					
Socket outlet 12 V, 2 pieces	Standard	V510_1283_01		USD	0.00
Socket outlet 24 V, 2 pieces		V510_1283_02		USD	-321.00
<b>Power outlet</b>					
NEMA power outlet, 120 V, speed independent, 1 piece		V512_1283_01		USD	8,972.00
<b>Rotary beacons</b>					
All-round beacon, 1 piece, paver without hardtop	Standard	V515_1283_03		USD	0.00
<b>Reverse beeper</b>					
Reverse beeper, acoustic	Standard	V516_1283_01		USD	0.00
<b>Material Transport</b>					
<b>Limiting plates for auger tunnel</b>					
Power Tunnel		V313_1283_01		USD	7,127.00
Limiting Plate for Auger Tunnel, 3 ft. 3 in. (1 m)		V313_1283_02		USD	1,300.00
<b>Material transport</b>					
Material transport; standard	Standard	V320_1283_01		USD	0.00
<b>Push-rollers</b>					
Push-rollers	Standard	V323_1283_01		USD	0.00
Truck Hitch		V323_1283_03		USD	10,244.00
<b>Grade And Slope Control</b>					
<b>Automatic grade and slope control</b>					
NIVELTRONIC Plus	Standard	V650_1283_03		USD	0.00
Niveltronic Plus 3D		V650_1283_04		USD	4,207.00
<b>Slope Sensor</b>					
Slope Sensor	Standard	V670_1283_01		USD	0.00
<b>Bracket for grade sensor</b>					
Bracket for grade sensor, 1 piece		V684_1283_01		USD	1,649.00
<i>For attachment of a mechanical or sonic grade sensor.</i>					
Bracket for grade sensor at VF screed, 1 piece		V684_1283_03		USD	657.00
<i>For attachment of a mechanical or sonic grade sensor.</i>					
<b>Bracket, attachment of grade sensor to screed arm</b>					
Bracket, Attachment of Grade Sensor to Screed Arm, 1 piece		V686_1283_01		USD	629.00
Mounting kit to attach the bracket for the grade sensor for VF screed to the screed arm, 1 piece		V686_1283_03		USD	98.00
<b>Variable mechanical grade sensor</b>					
Variable mechanical grade sensor (Dash 3), 1 unit		V680_1283_01		USD	4,807.00

<b>Ski 6 ft. 7 in.</b>					
Ski 2m, 1 piece		V689_1283_01		USD	196.00
<b>Single-Cell Sonic Sensor</b>					
Single-cell sonic sensor, 1 piece		V681_1283_01		USD	5,045.00
<b>Multi-Cell Sonic Sensor (CAN/Analog)</b>					
Multi-cell sonic sensor (Dash 3), 1 unit		V683_1283_01		USD	6,107.00
<b>Big MultiPlex Ski</b>					
Big MultiPlex Ski, 1 piece		V688_1283_03		USD	31,905.00
<b>Big MultiPlex Ski, electronic</b>					
Big MultiPlex Ski, electronic		V687_1283_01		USD	18,713.00
<b>Tractor Unit / Screed Interface</b>					
<b>Screed lock</b>					
Screed lock, manual		V400_1283_01		USD	-1,384.00
Screed lock, hydraulic	Standard	V400_1283_02		USD	0.00
<b>Screed Arm Guidance</b>					
Standard Guide for Screed Arm	Standard	V405_1283_01		USD	0.00
Guide rollers for screed arm		V405_1283_02		USD	1,356.00
<b>Screed Assist</b>					
Screed Assist	Standard	V420_1283_01		USD	0.00
<b>Machine ascent</b>					
Ascent for tractor unit without screed		V411_1283_01		USD	797.00
<b>Others</b>					
<b>Low-emissions package</b>					
EcoPlus low-emissions package	Standard	V202_1283_05		USD	0.00
<b>Traction drive</b>					
Traction drive (6x4)	Standard	V215_1283_02		USD	0.00
Traction drive (6x6)		V215_1283_03		USD	11,278.00
<b>Washdown system</b>					
Washdown system with tank and hose reel	Standard	V705_1283_02		USD	0.00
<b>Tools</b>					
Tools		V715_1283_01		USD	629.00
<b>Packing</b>					
Packing for transport by sea	Standard	V730_02		USD	0.00
<b>Paint finish</b>					
Paint finish, standard VÖGELE Green	Standard	V800_01		USD	0.00
<b>Grease filling, lubrication system</b>					
Adapter for connecting grease gun		V720_1283_01		USD	643.00
<b>Ventilation system</b>					
Ventilation system, machine without hardtop	Standard	V907_1283_01		USD	0.00

<b>Maintenance kit</b>					
Maintenance kit, 50 service hours		<b>V734_1283_01</b>		<b>USD</b>	<b>321.00</b>
Maintenance kit, 500 service hours		<b>V734_1283_05</b>		<b>USD</b>	<b>447.00</b>
Maintenance kit, 1,000 service hours		<b>V734_1283_06</b>		<b>USD</b>	<b>811.00</b>
<b>RoadScan</b>					
<b>VÖGELE RoadScan Kit</b>  <i>The Kit includes the pyrometer to measure the base temperature before paving, a USB port on the paver operator's ErgoPlus 3 console to export the saved data, the bracket for mounting on the paver roof (Dash 3), the cabling and software which can be activated in ErgoPlus 3. (The Kit is essential for operation of VÖGELE RoadScan.)</i>		<b>V240_1283_01</b>		<b>USD</b>	<b>3,438.00</b>
<b>VÖGELE RoadScan, temperature-measurement system</b>  <i>The high-precision infrared camera is the key component of VÖGELE RoadScan. It scans the asphalt pavement behind the screed over the entire area. The housing of the infrared camera also accommodates a high-precision GPS receiver. It records the exact position of the temperature data. (Requires the option VÖGELE RoadScan Kit)</i>		<b>V240_1283_02</b>		<b>USD</b>	<b>42,764.00</b>
<b>VÖGELE RoadScan, weather station</b>  <i>The weather station displays and documents the wind speed, wind direction, ambient temperature, air pressure and humidity.</i>		<b>V240_1283_03</b>		<b>USD</b>	<b>3,186.00</b>

WITOS FleetView Telematics System					
WITOS FleetView – professional telematics solution to optimize machine use and servicing	Standard	V777_1283_03		USD	0.00
<p><i>WITOS FleetView includes a control unit (TCU) with a GPS receiver and the usage rights for the web application WITOS FleetView. The web access function offers a compact overview of the machine status including consumption data, working times, position data, error messages and service intervals. (The actual amount of data available depends on the machine type). The availability of WITOS FleetView is guaranteed for 3 years from the date of delivery.</i></p>					
Screed Options					
Extending unit, right side					
Extending unit without berm, right	Standard	V103_EZ04_00		USD	0.00
Berme 305 mm (12"), RH		V103_EZ04_01		USD	5,283.00
Berme 457 mm (18"), RH		V103_EZ04_02		USD	5,283.00
Berme 610 mm (24"),RH		V103_EZ04_03		USD	5,283.00
Extending unit, left side					
Extending unit without berm, left	Standard	V104_EZ04_00		USD	0.00
Berme 305 mm (12"), LH		V104_EZ04_01		USD	5,283.00
Berme 457 mm (18"), LH		V104_EZ04_02		USD	5,283.00
Berme 610 mm (24"), LH		V104_EZ04_03		USD	5,283.00
Screed with berm					
Screed with berm		V108_EZ04_01		USD	531.00
Bolt-On Extension, Right-Hand Side, 30.5cm		V101_EZ04_12R		USD	2,432.00
Bolt-On Extension, Right-Hand Side, 45.7cm		V101_EZ04_18R		USD	2,432.00
Bolt-On Extension, Right-Hand Side, 61cm		V101_EZ04_24R		USD	2,432.00
Bolt-On Extension, Left-Hand Side, 30.5cm		V101_EZ04_12L		USD	2,432.00
Bolt-On Extension, Left-Hand Side, 45.7cm		V101_EZ04_18L		USD	2,432.00
Bolt-On Extension, Left-Hand Side, 61cm		V101_EZ04_24L		USD	2,432.00
Y-Cable for Coupling Bolt-On Extensions		V102_EZ04		USD	0.00

<b>Wide Width Support Kit</b>					
Wide Width Support Kit		V142_EZ04_01		USD	0.00
<b>Heating rod for end gate ski</b>					
Heating rod for end gate ski		V131_EZ04_01		USD	1,342.00
<b>System for Paving Width Reduction</b>					
Cut-Off Shoes, Left-Hand Side		V140_EZ04_01		USD	433.00
Cut-Off Shoes, Right-Hand Side		V140_EZ04_02		USD	433.00
Cut-Off Shoes, Neutral		V141_EZ04		USD	433.00
<b>Thickness Control Screws</b>					
Angle of attack adjustment, counterclockwise to increase mat thickness	Standard	V150_EZ04_01		USD	0.00
Angle of attack adjustment, clockwise to increase mat thickness		V150_EZ04_02		USD	0.00

---

**Price list****SUPER 1703-3i (4f) / Extending Screed VF  
500-3 V****Scope of supply – basic machine****Drive Unit**

- Liquid-cooled Cummins 4-cylinder diesel engine, QSB4.5-C173, 173 hp (129 kW) at 2,000rpm
- Engine complies with the applicable exhaust emission standards of the European Union (COM) 4 and USA (EPA, CARB) Tier 4f
- Electronic engine management

**Undercarriage**

- Hydrostatic traction drive (separate drives for powered wheels) with electronic traction control
- 2 powered rear wheels with tubeless tyres 14.00 R 25
- 4 front wheels of solid elastic rubber, 540/300-390, mounted on bogies
- Second steering axle, powered (6x4)
- Extremely small turning radius (11 ft. 5 in. (3.5 m) outside) thanks to "Pivot Steer"
- Service brake (multiple-disk brake, hydraulically pressurized) and hydraulically actuated parking brake

**Material Feed, Conveyors and Augers**

- Wide push-rollers, can be displaced forwards by 6 in. (150mm)
- 14.3 tons (13 tonnes) material hopper
- Hopper apron hydraulically operated
- 4 separate hydraulic drives for conveyors and augers
- Mechanical sensors for controlling the conveyors, conveyors can briefly be reversed
- Sonic sensors for controlling the augers
- Augers hydraulically adjustable in height, complete with limiting plates for the auger tunnel and bracing
- Manual auger override
- Automatic filling function for the auger tunnel during breaks in paving
- 3 left hand and 3 right hand 1 ft. (30.5 cm) stackable augers for a total of 6 ft. of augers

**Electrical System**

- On-board voltage 24V

**Screed Heating**

- Three-phase AC generator, air-cooled with electronic generator management

- Screed is also heated when diesel engine is running at idle
- Screed heating with electronic temperature control

#### Operator's Platform

- 2 Luxury operator's seats including seat heating, with side paneling and armrests, can be pivoted outwards
- Operator's seats and console can be easily and conveniently adjusted for ergonomic working
- Modular ErgoPlus 3 paver operator's console; large high-contrast colour display ensures easy operation and monitoring of paver functions
- 2 ErgoPlus 3 screed consoles for the right and left-hand screed sides, with colour display for setting up and monitoring paver and screed functions

#### Miscellaneous

- Centralized lubrication system for tractor unit
- Machine documentation
- Crown is set hydraulically

#### Total price of basic configuration

Bolt-on extension	Pave width	Generator	Price	
SUPER 1703-3i (4f) / Extending Screed VF 500-3 V				
Without bolt-on extensions	4.750	Generator, standard power output	USD	486,870.00
Bolt-on extensions, 2 x 1 ft.	5.350	Generator, standard power output	USD	495,752.00
Bolt-on extensions, 2 x 2 ft.	5.950	Generator, standard power output	USD	502,994.00

#### Operator's Stand

##### Operator's stand

Operator's stand without hardtop	Standard	V600_1283_04		USD	0.00
Hardtop in VÖGELE design		V600_1283_05		USD	11,432.00

##### Rear-view mirrors

Rearview mirror, 2 pieces, paver without hardtop		V606_1283_05		USD	1,132.00
--	--	--------------	--	-----	----------

#### Electrical System

##### Working lights

Working lights, halogen		V505_1283_01		USD	-3,703.00
Working lights, LED	Standard	V505_1283_03		USD	0.00

##### Extra working light

Working light for auger tunnel, 2 pieces	Standard	V506_1283_02		USD	0.00
--	----------	--------------	--	-----	------



<b>Light balloons</b>					
Light balloon, LED, 1 piece  <i>For extensive and non-glare lighting of night-time job sites.</i>  <i>(Requires the Schuko Power Outlet option)</i>		V520_1283_03		USD	6,037.00
<b>Bracket for light balloon</b>					
Bracket for LED light balloon, 2 pieces		V522_1283_01		USD	517.00
<b>Sockets</b>					
Socket outlet 12 V, 2 pieces	Standard	V510_1283_01		USD	0.00
Socket outlet 24 V, 2 pieces		V510_1283_02		USD	-321.00
<b>Power outlet</b>					
NEMA power outlet, 120 V, speed independent, 1 piece		V512_1283_01		USD	8,972.00
<b>Rotary beacons</b>					
All-round beacon, 1 piece, paver without hardtop	Standard	V515_1283_03		USD	0.00
<b>Reverse beeper</b>					
Reverse beeper, acoustic	Standard	V516_1283_01		USD	0.00
<b>Material Transport</b>					
<b>Limiting plates for auger tunnel</b>					
Power Tunnel		V313_1283_01		USD	7,127.00
Limiting Plate for Auger Tunnel, 3 ft. 3 in. (1 m)		V313_1283_02		USD	1,300.00
<b>Material transport</b>					
Material transport; standard	Standard	V320_1283_01		USD	0.00
<b>Push-rollers</b>					
Push-rollers	Standard	V323_1283_01		USD	0.00
Truck Hitch		V323_1283_03		USD	10,244.00
<b>Grade And Slope Control</b>					
<b>Automatic grade and slope control</b>					
NIVELTRONIC Plus	Standard	V650_1283_03		USD	0.00
Niveltronic Plus 3D		V650_1283_04		USD	4,207.00

<b>Slope Sensor</b>					
Slope Sensor	Standard	V670_1283_01		USD	0.00
<b>Bracket for grade sensor</b>					
Bracket for grade sensor, 1 piece  <i>For attachment of a mechanical or sonic grade sensor.</i>		V684_1283_01		USD	1,649.00
Bracket for grade sensor at VF screed, 1 piece  <i>For attachment of a mechanical or sonic grade sensor.</i>		V684_1283_03		USD	657.00
<b>Bracket, attachment of grade sensor to screed arm</b>					
Bracket, Attachment of Grade Sensor to Screed Arm, 1 piece		V686_1283_01		USD	629.00
Mounting kit to attach the bracket for the grade sensor for VF screed to the screed arm, 1 piece		V686_1283_03		USD	98.00
<b>Variable mechanical grade sensor</b>					
Variable mechanical grade sensor (Dash 3), 1 unit		V680_1283_01		USD	4,807.00
<b>Ski 6 ft. 7 in.</b>					
Ski 2m, 1 piece		V689_1283_01		USD	196.00
<b>Single-Cell Sonic Sensor</b>					
Single-cell sonic sensor, 1 piece		V681_1283_01		USD	5,045.00
<b>Multi-Cell Sonic Sensor (CAN/Analog)</b>					
Multi-cell sonic sensor (Dash 3), 1 unit		V683_1283_01		USD	6,107.00
<b>Big MultiPlex Ski</b>					
Big MultiPlex Ski, 1 piece		V688_1283_03		USD	31,905.00
<b>Big MultiPlex Ski, electronic</b>					
Big MultiPlex Ski, electronic		V687_1283_01		USD	18,713.00
<b>Tractor Unit / Screed Interface</b>					
<b>Screed lock</b>					
Screed lock, manual		V400_1283_01		USD	-1,384.00
Screed lock, hydraulic	Standard	V400_1283_02		USD	0.00
<b>Screed Arm Guidance</b>					
Standard Guide for Screed Arm	Standard	V405_1283_01		USD	0.00
Guide rollers for screed arm		V405_1283_02		USD	1,356.00
<b>Screed Assist</b>					
Screed Assist	Standard	V420_1283_01		USD	0.00
<b>Machine ascent</b>					
Ascent for tractor unit without screed		V411_1283_01		USD	797.00

Others					
Low-emissions package					
EcoPlus low-emissions package	Standard	V202_1283_05		USD	0.00
Traction drive					
Traction drive (6x4)	Standard	V215_1283_02		USD	0.00
Traction drive (6x6)		V215_1283_03		USD	11,278.00
Washdown system					
Washdown system with tank and hose reel	Standard	V705_1283_02		USD	0.00
Tools					
Tools		V715_1283_01		USD	629.00
Packing					
Packing for transport by sea	Standard	V730_02		USD	0.00
Paint finish					
Paint finish, standard VÖGELE Green	Standard	V800_01		USD	0.00
Grease filling, lubrication system					
Adapter for connecting grease gun		V720_1283_01		USD	643.00
Ventilation system					
Ventilation system, machine without hardtop	Standard	V907_1283_01		USD	0.00
Maintenance kit					
Maintenance kit, 50 service hours		V734_1283_01		USD	321.00
Maintenance kit, 500 service hours		V734_1283_05		USD	447.00
Maintenance kit, 1,000 service hours		V734_1283_06		USD	811.00
RoadScan					
VÖGELE RoadScan Kit		V240_1283_01		USD	3,438.00
<i>The Kit includes the pyrometer to measure the base temperature before paving, a USB port on the paver operator's ErgoPlus 3 console to export the saved data, the bracket for mounting on the paver roof (Dash 3), the cabling and software which can be activated in ErgoPlus 3. (The Kit is essential for operation of VÖGELE RoadScan.)</i>					

<p>VÖGELE RoadScan, temperature-measurement system</p> <p><i>The high-precision infrared camera is the key component of VÖGELE RoadScan. It scans the asphalt pavement behind the screed over the entire area. The housing of the infrared camera also accommodates a high-precision GPS receiver. It records the exact position of the temperature data. (Requires the option VÖGELE RoadScan Kit)</i></p>		<b>V240_1283_02</b>		<b>USD</b>	<b>42,764.00</b>
<p>VÖGELE RoadScan, weather station</p> <p><i>The weather station displays and documents the wind speed, wind direction, ambient temperature, air pressure and humidity.</i></p>		<b>V240_1283_03</b>		<b>USD</b>	<b>3,186.00</b>
<b>WITOS FleetView Telematics System</b>					
<p>WITOS FleetView – professional telematics solution to optimize machine use and servicing</p> <p><i>WITOS FleetView includes a control unit (TCU) with a GPS receiver and the usage rights for the web application WITOS FleetView. The web access function offers a compact overview of the machine status including consumption data, working times, position data, error messages and service intervals. (The actual amount of data available depends on the machine type). The availability of WITOS FleetView is guaranteed for 3 years from the date of delivery.</i></p>	<b>Standard</b>	<b>V777_1283_03</b>		<b>USD</b>	<b>0.00</b>

Screed Options					
Measuring sensors, screed					
Display of vibration speed		V120_30AB_02		USD	950.00
Extending unit, right side					
Extending unit without berm, right	Standard	V103_30AB_00		USD	0.00
Extending unit, left side					
Extending unit without berm, left	Standard	V104_30AB_00		USD	0.00
Heating rod for end gate ski					
Heating rod for end gate ski		V131_30AB_01		USD	1,076.00
System for Paving Width Reduction					
Cut-off shoes, 6 in., 2 pieces		V141_30AB_01		USD	671.00
Cut-off shoes, 6 in., 4 pieces		V141_30AB_02		USD	1,160.00
Cut-off shoes, 6 in., 6 pieces		V141_30AB_03		USD	1,663.00
Cut-off shoes, 6 in., 8 pieces		V141_30AB_04		USD	2,152.00
Angle of attack adjustment					
Angle of attack adjustment, counterclockwise to increase mat thickness	Standard	V150_30AB_01		USD	0.00
Angle of attack adjustment, clockwise to increase mat thickness		V150_30AB_02		USD	0.00

**Price list****SUPER 2000-3i (4f) / Carlson EZIV-10 Screed****Scope of supply – basic machine****Drive Unit**

- Liquid-cooled Cummins 6-cylinder diesel engine, QSB6.7-C250, 250 hp (186kW) at 2,000rpm
- Engine complies with the applicable exhaust emission standards of the European Union (COM) 4 and USA (EPA) Tier 4f
- Electronic engine management

**Undercarriage**

- Hydrostatic traction drive
- Continuous rubber tracks, ground contact 9 ft. 10 in. x 1 ft. 6 in. (2,994 x 457 mm)
- Low-maintenance multiple-disk brakes, lock on automatically without oil pressure

**Material Feed, Conveyors and Augers**

- Wide push-rollers, oscillating, can be displaced forwards by 3 in. (75 mm) or 6 in. (150 mm)
- 16.5 tons (15 tonnes) material hopper
- Hopper apron hydraulically operated
- 4 separate hydraulic drives for conveyors and augers
- Mechanical sensors for controlling the conveyors, conveyors can briefly be reversed
- Sonic sensors for controlling the augers
- Augers reversible and hydraulically adjustable in height, complete with limiting plates for auger tunnel and bracing
- Manual auger override
- Automatic filling function for the auger tunnel during breaks in paving
- 3 left hand and 3 right hand 1 ft. (30.5 cm) stackable augers for a total of 6 ft. of augers

**Electrical System**

- On-board voltage 24V

**Screed Heating**

- Three-phase AC generator, oil-cooled with electronic generator management
- Screed is also heated when diesel engine is running at idle
- Screed heating with electronic temperature control

**Operator's Platform**

- 2 comfortable heated operator's seats, can be pivoted outwards

- Operator's seats and console can be easily and conveniently adjusted for ergonomic working
- Modular ErgoPlus paver operator's console; large high-contrast colour display ensures easy operation and monitoring of paver functions
- 2 ErgoPlus screed consoles for the right and left-hand screed sides, with colour display for setting up and monitoring paver and screed functions

#### Miscellaneous

- Centralized lubrication system for tractor unit with electronic level indication on the display
- Machine documentation
- Crown is set hydraulically

**Total price of basic configuration**

**USD 605,543.00**

#### Operator's Stand

##### Operator's stand

Operator's stand without hardtop	Standard	V600_1174_00		USD	0.00
Hardtop with sunshades, VÖGELE design		V600_1174_01		USD	12,312.00

##### Rear-view mirrors

Rearview mirror, 2 pieces, paver without hardtop		V606_1174_01		USD	1,132.00
--	--	--------------	--	-----	----------

#### Electrical System

##### Working lights

Working lights, halogen		V505_1174_01		USD	-3,703.00
Working lights, LED	Standard	V505_1174_03		USD	0.00

##### Extra working light

Working light for auger tunnel, 2 pieces	Standard	V506_1174_02		USD	0.00
--	----------	--------------	--	-----	------

##### Light balloons

Light balloon, LED, 1 piece		V520_1174_03		USD	6,037.00
<i>For extensive and non-glare lighting of night-time job sites.</i>					
<i>(Requires the Schuko Power Outlet option)</i>					

##### Bracket for light balloon

Bracket for LED light balloon, 2 pieces		V522_1174_01		USD	517.00
---	--	--------------	--	-----	--------

##### Power outlet

Socket outlet 12 V, 2 pieces	Standard	V510_1174_02		USD	0.00
Socket outlet 24 V, 2 pieces		V510_1174_03		USD	-321.00

<b>Power outlet</b>					
NEMA power outlet, 120 V, speed independent, 1 piece		V512_1174_01		USD	8,972.00
<b>Rotary beacon</b>					
All-round beacon, 1 piece, paver without hardtop	Standard	V515_1174_01		USD	0.00
<b>Reverse beeper</b>					
Reverse beeper, acoustic	Standard	V516_1174_01		USD	
<b>Material Transport</b>					
<b>Power Tunnel</b>					
Power Tunnel	Standard	V313_1174_01		USD	0.00
<b>Material transport</b>					
Material transport; standard	Standard	V320_1174_01		USD	0.00
<b>Push-rollers</b>					
Push-rollers	Standard	V323_1174_01		USD	0.00
Truck Hitch		V323_1174_03		USD	8,231.00
<b>Grade And Slope Control</b>					
<b>Automatic grade and slope control</b>					
NIVELTRONIC Plus	Standard	V650_1174_01		USD	0.00
Niveltronic Plus 3D		V650_1174_02		USD	4,207.00
<b>Slope Sensor</b>					
Slope Sensor	Standard	V670_1174_01		USD	0.00
<b>Bracket for grade sensor</b>					
Bracket for grade sensor, 1 piece		V684_1174_01		USD	1,649.00
<i>For attachment of a mechanical or sonic grade sensor.</i>					
Bracket for grade sensor at VF screed, 1 piece		V684_1174_03		USD	657.00
<i>For attachment of a mechanical or sonic grade sensor.</i>					
<b>Bracket, attachment of grade sensor to screed arm</b>					
Bracket, Attachment of Grade Sensor to Screed Arm, 1 piece		V686_1174_01		USD	629.00
Mounting kit to attach the bracket for the grade sensor for VF screed to the screed arm, 1 piece		V686_1174_03		USD	98.00
<b>Variable mechanical grade sensor</b>					
Variable mechanical grade sensor (Dash 3), 1 unit		V680_1174_01		USD	4,807.00
<b>Ski 6 ft. 7 in.</b>					
Ski 2m, 1 piece		V689_1174_01		USD	196.00
<b>Single-Cell Sonic Sensor</b>					
Single-cell sonic sensor, 1 piece		V681_1174_03		USD	5,045.00



<b>Multi-Cell Sonic Sensor (CAN/Analog)</b>					
Multi-cell sonic sensor (Dash 3), 1 unit		V683_1174_03		USD	6,107.00
<b>Big MultiPlex Ski</b>					
Big MultiPlex Ski, 1 piece		V688_1174_03		USD	31,905.00
<b>Big MultiPlex Ski, electronic</b>					
Big MultiPlex Ski, electronic		V687_1174_01		USD	18,713.00
<b>Tractor Unit / Screed Interface</b>					
<b>Screed lock</b>					
Screed lock, manual		V400_1174_01		USD	-1,425.00
Screed lock, hydraulic	Standard	V400_1174_02		USD	0.00
<b>Screed Arm Guidance</b>					
Standard Guide for Screed Arm	Standard	V405_1174_01		USD	0.00
Guide rollers for screed arm		V405_1174_02		USD	1,384.00
<b>Screed Assist</b>					
Screed Assist		V420_1174_01		USD	1,817.00
<b>Machine ascent</b>					
Ascent for tractor unit without screed		V411_1174_01		USD	657.00
<b>Others</b>					
<b>Low-emissions package</b>					
EcoPlus low-emissions package	Standard	V202_1174_03		USD	0.00
<b>Hydraulic oil</b>					
Hydraulic system filled with mineral oil	Standard	V700_01		USD	0.00
<b>Washdown system</b>					
Washdown system with tank and hose reel	Standard	V705_1174_01		USD	0.00
<b>Tools</b>					
Tools		V715_1174_01		USD	629.00
<b>Packing</b>					
Packing for transport by sea	Standard	V730_02		USD	0.00
<b>Paint finish</b>					
Paint finish, standard VÖGELE Green	Standard	V800_01		USD	0.00
<b>Grease filling, lubrication system</b>					
Adapter for connecting grease gun		V720_1174_01		USD	922.00
<b>Ventilation system</b>					
Ventilation system	Standard	V907_01		USD	0.00
<b>Maintenance kit</b>					
Maintenance kit, 50 service hours		V734_1174_01		USD	321.00
Maintenance kit, 500 service hours		V734_1174_05		USD	447.00
Maintenance kit, 1,000 service hours		V734_1174_06		USD	797.00

<b>RoadScan</b>					
VÖGELE RoadScan Kit		<b>V240_1174_01</b>		<b>USD</b>	<b>3,438.00</b>
<i>The Kit includes the pyrometer to measure the base temperature before paving, a USB port on the paver operator's ErgoPlus 3 console to export the saved data, the bracket for mounting on the paver roof (Dash 3), the cabling and software which can be activated in ErgoPlus 3. (The Kit is</i>					
VÖGELE RoadScan, temperature-measurement system		<b>V240_1174_02</b>		<b>USD</b>	<b>42,764.00</b>
<i>The high-precision infrared camera is the key component of VÖGELE RoadScan. It scans the asphalt pavement behind the screed over the entire area. The housing of the infrared camera also accommodates a high-precision GPS receiver. It records the exact position of the temperature data. (Requires the</i>					
VÖGELE RoadScan, weather station		<b>V240_1174_03</b>		<b>USD</b>	<b>3,186.00</b>
<i>The weather station displays and documents the wind speed, wind direction, ambient temperature, air pressure and humidity.</i>					
<b>WITOS FleetView Telematics System</b>					
WITOS FleetView – professional telematics solution to optimize machine use and servicing	<b>Standard</b>	<b>V777_1174_01</b>		<b>USD</b>	<b>0.00</b>
<i>WITOS FleetView includes a control unit (TCU) with a GPS receiver and the usage rights for the web application WITOS FleetView. The web access function offers a compact overview of the machine status including consumption data, working times, position data, error messages and service intervals. (The actual amount of data available depends on the machine type). The availability</i>					
<b>Screed Options</b>					
<b>Extending unit, right side</b>					
Extending unit without berm, right	<b>Standard</b>	<b>V103_EZ04_00</b>		<b>USD</b>	<b>0.00</b>
Berme 305 mm (12"), RH		<b>V103_EZ04_01</b>		<b>USD</b>	<b>5,283.00</b>
Berme 457 mm (18"), RH		<b>V103_EZ04_02</b>		<b>USD</b>	<b>5,283.00</b>
Berme 610 mm (24"),RH		<b>V103_EZ04_03</b>		<b>USD</b>	<b>5,283.00</b>

<b>Extending unit, left side</b>					
Extending unit without berm, left	Standard	V104_EZ04_00		USD	0.00
Berme 305 mm (12"), LH		V104_EZ04_01		USD	5,283.00
Berme 457 mm (18"), LH		V104_EZ04_02		USD	5,283.00
Berme 610 mm (24"), LH		V104_EZ04_03		USD	5,283.00
<b>Screed with berm</b>					
Screed with berm		V108_EZ04_01		USD	531.00
Bolt-On Extension, Left-Hand Side, 30.5cm		V101_EZ04_12L		USD	2,432.00
Bolt-On Extension, Left-Hand Side, 45.7cm		V101_EZ04_18L		USD	2,432.00
Bolt-On Extension, Left-Hand Side, 61cm		V101_EZ04_24L		USD	2,432.00
Bolt-On Extension, Right-Hand Side, 30.5cm		V101_EZ04_12R		USD	2,432.00
Bolt-On Extension, Right-Hand Side, 45.7cm		V101_EZ04_18R		USD	2,432.00
Bolt-On Extension, Right-Hand Side, 61cm		V101_EZ04_24R		USD	2,432.00
Y-Cable for Coupling Bolt-On Extensions		V102_EZ04		USD	0.00
<b>Wide Width Support Kit</b>					
Wide Width Support Kit		V142_EZ04_01		USD	0.00
<b>Heating rod for end gate ski</b>					
Heating rod for end gate ski		V131_EZ04_01		USD	1,342.00
<b>System for Paving Width Reduction</b>					
Cut-Off Shoes, Left-Hand Side		V140_EZ04_01		USD	433.00
Cut-Off Shoes, Right-Hand Side		V140_EZ04_02		USD	433.00
Cut-Off Shoes, Neutral		V141_EZ04		USD	433.00
<b>Thickness Control Screws</b>					
Angle of attack adjustment, counterclockwise to increase mat thickness	Standard	V150_EZ04_01		USD	0.00
Angle of attack adjustment, clockwise to increase mat thickness		V150_EZ04_02		USD	0.00

**Price list****SUPER 2000-3i (4f) / Extending Screed VF 600-3 V****Scope of supply – basic machine****Drive Unit**

- Liquid-cooled Cummins 6-cylinder diesel engine, QSB6.7-C250, 250 hp (186kW) at 2,000rpm
- Engine complies with the applicable exhaust emission standards of the European Union (COM) 4 and USA (EPA) Tier 4f
- Electronic engine management

**Undercarriage**

- Hydrostatic traction drive
- Continuous rubber tracks, ground contact 9 ft. 10 in. x 1 ft. 6 in. (2,994 x 457 mm)
- Low-maintenance multiple-disk brakes, lock on automatically without oil pressure

**Material Feed, Conveyors and Augers**

- Wide push-rollers, oscillating, can be displaced forwards by 3 in. (75 mm) or 6 in. (150 mm)
- 16.5 tons (15 tonnes) material hopper
- Hopper apron hydraulically operated
- 4 separate hydraulic drives for conveyors and augers
- Mechanical sensors for controlling the conveyors, conveyors can briefly be reversed
- Sonic sensors for controlling the augers
- Augers reversible and hydraulically adjustable in height, complete with limiting plates for auger tunnel and bracing
- Manual auger override
- Automatic filling function for the auger tunnel during breaks in paving
- 3 left hand and 3 right hand 1 ft. (30.5 cm) stackable augers for a total of 6 ft. of augers

**Electrical System**

- On-board voltage 24V

**Screed Heating**

- Three-phase AC generator, oil-cooled with electronic generator management
- Screed is also heated when diesel engine is running at idle
- Screed heating with electronic temperature control

**Operator's Platform**

- 2 comfortable heated operator's seats, can be pivoted outwards

- Operator's seats and console can be easily and conveniently adjusted for ergonomic working
- Modular ErgoPlus paver operator's console; large high-contrast colour display ensures easy operation and monitoring of paver functions
- 2 ErgoPlus screed consoles for the right and left-hand screed sides, with colour display for setting up and monitoring paver and screed functions

#### Miscellaneous

- Centralized lubrication system for tractor unit with electronic level indication on the display
- Machine documentation
- Crown is set hydraulically

Total price of basic configuration				
Bolt-on extension	Pave width	Generator	Price	
<b>SUPER 2000-3i (4f) / Extending Screed VF 600-3 V</b>				
Without bolt-on extensions	5.950	Generator, standard power output	USD	602,050.00
Bolt-on extensions, 2 x 1 ft.	6.550	Generator, standard power output	USD	610,854.00
Bolt-on extensions, 2 x 2 ft.	7.150	Generator, standard power output	USD	624,969.00
Bolt-on extensions, 2 x 1 ft.; 2 x 2 ft.	7.750	Generator, standard power output	USD	633,773.00

Operator's Stand					
Operator's stand					
Operator's stand without hardtop	Standard	V600_1174_00		USD	0.00
Hardtop with sunshades, VÖGELE design		V600_1174_01		USD	12,312.00
Rear-view mirrors					
Rearview mirror, 2 pieces, paver without hardtop		V606_1174_01		USD	1,132.00
Electrical System					
Working lights					
Working lights, halogen		V505_1174_01		USD	-3,703.00

Working lights, LED	Standard	V505_1174_03		USD	0.00
<b>Extra working light</b>					
Working light for auger tunnel, 2 pieces	Standard	V506_1174_02		USD	0.00
<b>Light balloons</b>					
Light balloon, LED, 1 piece  <i>For extensive and non-glare lighting of night-time job sites.</i>  <i>(Requires the Schuko Power Outlet option)</i>		V520_1174_03		USD	6,037.00
<b>Bracket for light balloon</b>					
Bracket for LED light balloon, 2 pieces		V522_1174_01		USD	517.00
<b>Power outlet</b>					
Socket outlet 12 V, 2 pieces	Standard	V510_1174_02		USD	0.00
Socket outlet 24 V, 2 pieces		V510_1174_03		USD	-321.00
<b>Power outlet</b>					
NEMA power outlet, 120 V, speed independent, 1 piece		V512_1174_01		USD	8,972.00
<b>Rotary beacon</b>					
All-round beacon, 1 piece, paver without hardtop	Standard	V515_1174_01		USD	0.00
<b>Reverse beeper</b>					
Reverse beeper, acoustic	Standard	V516_1174_01		USD	0.00
<b>Material Transport</b>					
<b>Power Tunnel</b>					
Power Tunnel	Standard	V313_1174_01		USD	0.00
<b>Material transport</b>					
Material transport; standard	Standard	V320_1174_01		USD	0.00
Heavy-duty kit		V320_1174_02		USD	6,806.00
<b>Push-rollers</b>					
Push-rollers	Standard	V323_1174_01		USD	0.00
Truck Hitch		V323_1174_03		USD	8,231.00
<b>Grade And Slope Control</b>					
<b>Automatic grade and slope control</b>					
NIVELTRONIC Plus	Standard	V650_1174_01		USD	0.00
Niveltronic Plus 3D		V650_1174_02		USD	4,207.00
<b>Slope Sensor</b>					
Slope Sensor	Standard	V670_1174_01		USD	0.00

<b>Bracket for grade sensor</b>					
Bracket for grade sensor, 1 piece		V684_1174_01		USD	1,649.00
<i>For attachment of a mechanical or sonic grade sensor.</i>					
Bracket for grade sensor at VF screed, 1 piece		V684_1174_03		USD	657.00
<i>For attachment of a mechanical or sonic grade sensor.</i>					
<b>Bracket, attachment of grade sensor to screed arm</b>					
Bracket, Attachment of Grade Sensor to Screed Arm, 1 piece		V686_1174_01		USD	629.00
Mounting kit to attach the bracket for the grade sensor for VF screed to the screed arm, 1 piece		V686_1174_03		USD	98.00
<b>Variable mechanical grade sensor</b>					
Variable mechanical grade sensor (Dash 3), 1 unit		V680_1174_01		USD	4,807.00
<b>Ski 6 ft. 7 in.</b>					
Ski 2m, 1 piece		V689_1174_01		USD	196.00
<b>Single-Cell Sonic Sensor</b>					
Single-cell sonic sensor, 1 piece		V681_1174_03		USD	5,045.00
<b>Multi-Cell Sonic Sensor (CAN/Analog)</b>					
Multi-cell sonic sensor (Dash 3), 1 unit		V683_1174_03		USD	6,107.00
<b>Big MultiPlex Ski</b>					
Big MultiPlex Ski, 1 piece		V688_1174_03		USD	31,905.00
<b>Big MultiPlex Ski, electronic</b>					
Big MultiPlex Ski, electronic		V687_1174_01		USD	18,713.00
<b>Tractor Unit / Screed Interface</b>					
<b>Screed lock</b>					
Screed lock, manual		V400_1174_01		USD	-1,425.00
Screed lock, hydraulic	Standard	V400_1174_02		USD	0.00
<b>Screed Arm Guidance</b>					
Standard Guide for Screed Arm	Standard	V405_1174_01		USD	0.00
Guide rollers for screed arm		V405_1174_02		USD	1,384.00
<b>Screed Assist</b>					
Screed Assist		V420_1174_01		USD	1,817.00
<b>Tamper</b>					
Preparation for screed in TV version		V428_1174_02		USD	2,096.00
<b>Machine ascent</b>					
Ascent for tractor unit without screed		V411_1174_01		USD	657.00

Others					
<b>Low-emissions package</b>					
EcoPlus low-emissions package	Standard	V202_1174_03		USD	0.00
<b>Hydraulic oil</b>					
Hydraulic system filled with mineral oil	Standard	V700_01		USD	0.00
<b>Washdown system</b>					
Washdown system with tank and hose reel	Standard	V705_1174_01		USD	0.00
<b>Tools</b>					
Tools		V715_1174_01		USD	629.00
<b>Packing</b>					
Packing for transport by sea	Standard	V730_02		USD	0.00
<b>Paint finish</b>					
Paint finish, standard VÖGELE Green	Standard	V800_01		USD	0.00
Paint finish, client's design		V800_02		USD	3,620.00
<b>Grease filling, lubrication system</b>					
Adapter for connecting grease gun		V720_1174_01		USD	922.00
<b>Ventilation system</b>					
Ventilation system	Standard	V907_01		USD	0.00
<b>Maintenance kit</b>					
Maintenance kit, 50 service hours		V734_1174_01		USD	321.00
Maintenance kit, 500 service hours		V734_1174_05		USD	447.00
Maintenance kit, 1,000 service hours		V734_1174_06		USD	797.00
<b>RoadScan</b>					
VÖGELE RoadScan Kit  <i>The Kit includes the pyrometer to measure the base temperature before paving, a USB port on the paver operator's ErgoPlus 3 console to export the saved data, the bracket for mounting on the paver roof (Dash 3), the cabling and software which can be activated in ErgoPlus 3. (The Kit is</i>		V240_1174_01		USD	3,438.00
VÖGELE RoadScan, temperature-measurement system  <i>The high-precision infrared camera is the key component of VÖGELE RoadScan. It scans the asphalt pavement behind the screed over the entire area. The housing of the infrared camera also accommodates a high-precision GPS receiver. It records the exact position of the temperature data. (Requires the option VÖGELE RoadScan Kit)</i>		V240_1174_02		USD	42,764.00



VÖGELE RoadScan, weather station		V240_1174_03		USD	3,186.00
<i>The weather station displays and documents the wind speed, wind direction, ambient temperature, air pressure and humidity.</i>					
<b>WITOS FleetView Telematics System</b>					
WITOS FleetView – professional telematics solution to optimize machine use and servicing	Standard	V777_1174_01		USD	0.00
<i>WITOS FleetView includes a control unit (TCU) with a GPS receiver and the usage rights for the web application WITOS FleetView. The web access function offers a compact overview of the machine status including consumption data, working times, position data, error messages and service intervals. (The actual amount of data available depends on the machine configuration.)</i>					
<b>Screed Options</b>					
<b>Measuring sensors, screed</b>					
Display of vibration speed		V120_31AB_02		USD	950.00
<b>Extending unit, right side</b>					
Extending unit without berm, right	Standard	V103_31AB_00		USD	0.00
<b>Extending unit, left side</b>					
Extending unit without berm, left	Standard	V104_31AB_00		USD	0.00
<b>Heating rod for end gate ski</b>					
Heating rod for end gate ski		V131_31AB_01		USD	1,076.00
<b>System for Paving Width Reduction</b>					
Cut-off shoes, 6 in., 2 pieces		V141_31AB_01		USD	671.00
Cut-off shoes, 6 in., 4 pieces		V141_31AB_02		USD	1,160.00
Cut-off shoes, 6 in., 6 pieces		V141_31AB_03		USD	1,663.00
Cut-off shoes, 6 in., 8 pieces		V141_31AB_04		USD	2,152.00
<b>Angle of attack adjustment</b>					
Angle of attack adjustment, counterclockwise to increase mat thickness	Standard	V150_31AB_01		USD	0.00
Angle of attack adjustment, clockwise to increase mat thickness		V150_31AB_02		USD	0.00
Date: 11/23/2020					

**Price list****SUPER 2000-3i (4f) / VR 600-2 V Extending Screed****Scope of supply – basic machine****Drive Unit**

- Liquid-cooled Cummins 6-cylinder diesel engine, QSB6.7-C250, 250 hp (186kW) at 2,000rpm
- Engine complies with the applicable exhaust emission standards of the European Union (COM) 4 and USA (EPA) Tier 4f
- Electronic engine management

**Undercarriage**

- Hydrostatic traction drive
- Continuous rubber tracks, ground contact 9 ft. 10 in. x 1 ft. 6 in. (2,994 x 457 mm)
- Low-maintenance multiple-disk brakes, lock on automatically without oil pressure

**Material Feed, Conveyors and Augers**

- Wide push-rollers, oscillating, can be displaced forwards by 3 in. (75 mm) or 6 in. (150 mm)
- 16.5 tons (15 tonnes) material hopper
- Hopper apron hydraulically operated
- 4 separate hydraulic drives for conveyors and augers
- Mechanical sensors for controlling the conveyors, conveyors can briefly be reversed
- Sonic sensors for controlling the augers
- Augers reversible and hydraulically adjustable in height, complete with limiting plates for auger tunnel and bracing
- Manual auger override
- Automatic filling function for the auger tunnel during breaks in paving
- 3 left hand and 3 right hand 1 ft. (30.5 cm) stackable augers for a total of 6 ft. of augers

**Electrical System**

- On-board voltage 24V

**Screed Heating**

- Three-phase AC generator, oil-cooled with electronic generator management
- Screed is also heated when diesel engine is running at idle
- Screed heating with electronic temperature control

**Operator's Platform**

- 2 comfortable heated operator's seats, can be pivoted outwards

- Operator's seats and console can be easily and conveniently adjusted for ergonomic working
- Modular ErgoPlus paver operator's console; large high-contrast colour display ensures easy operation and monitoring of paver functions
- 2 ErgoPlus screed consoles for the right and left-hand screed sides, with colour display for setting up and monitoring paver and screed functions

#### Miscellaneous

- Centralized lubrication system for tractor unit with electronic level indication on the display
- Machine documentation
- Crown is set hydraulically

Total price of basic configuration				
Bolt-on extension	Pave width	Generator	Price	
<b>SUPER 2000-3i (4f) / VR 600-2 V Extending Screed</b>				
Without bolt-on extensions	6.000	Generator, standard power output	USD	603,727.00
Bolt-on extensions, 2 x 2 ft. 2 in.	7.300	Generator, standard power output	USD	626,786.00
Bolt-on extensions, 4 x 2 ft. 2 in.	8.600	Generator, standard power output	USD	643,416.00

Operator's Stand					
Operator's stand					
Operator's stand without hardtop	Standard	V600_1174_00		USD	0.00
Hardtop with sunshades, VÖGELE design		V600_1174_01		USD	12,312.00
Rear-view mirrors					
Rearview mirror, 2 pieces, paver without hardtop		V606_1174_01		USD	1,132.00
Electrical System					
Working lights					
Working lights, halogen		V505_1174_01		USD	-3,703.00
Working lights, LED	Standard	V505_1174_03		USD	0.00
Extra working light					
Working light for auger tunnel, 2 pieces	Standard	V506_1174_02		USD	0.00
Light balloons					
Light balloon, LED, 1 piece		V520_1174_03		USD	6,037.00
<i>For extensive and non-glare lighting of night-time job sites.</i>					
<i>(Requires the Schuko Power Outlet option)</i>					

<b>Bracket for light balloon</b>					
Bracket for LED light balloon, 2 pieces		V522_1174_01		USD	517.00
<b>Power outlet</b>					
Socket outlet 12 V, 2 pieces	Standard	V510_1174_02		USD	0.00
Socket outlet 24 V, 2 pieces		V510_1174_03		USD	-321.00
<b>Power outlet</b>					
NEMA power outlet, 120 V, speed independent, 1 piece		V512_1174_01		USD	8,972.00
<b>Rotary beacon</b>					
All-round beacon, 1 piece, paver without hardtop	Standard	V515_1174_01		USD	0.00
<b>Reverse beeper</b>					
Reverse beeper, acoustic	Standard	V516_1174_01		USD	0.00
<b>Material Transport</b>					
<b>Power Tunnel</b>					
Power Tunnel	Standard	V313_1174_01		USD	0.00
<b>Material transport</b>					
Material transport; standard	Standard	V320_1174_01		USD	0.00
<b>Push-rollers</b>					
Push-rollers	Standard	V323_1174_01		USD	0.00
Truck Hitch		V323_1174_03		USD	8,231.00
<b>Grade And Slope Control</b>					
<b>Automatic grade and slope control</b>					
NIVELTRONIC Plus	Standard	V650_1174_01		USD	0.00
Niveltronic Plus 3D		V650_1174_02		USD	4,207.00
<b>Slope Sensor</b>					
Slope Sensor	Standard	V670_1174_01		USD	0.00
<b>Bracket for grade sensor</b>					
Bracket for grade sensor, 1 piece  <i>For attachment of a mechanical or sonic grade sensor.</i>		V684_1174_01		USD	1,649.00
Bracket for grade sensor at VF screed, 1 piece  <i>For attachment of a mechanical or sonic grade sensor.</i>		V684_1174_03		USD	657.00
<b>Bracket, attachment of grade sensor to screed arm</b>					
Bracket, Attachment of Grade Sensor to Screed Arm, 1 piece		V686_1174_01		USD	629.00
<b>Variable mechanical grade sensor</b>					
Variable mechanical grade sensor (Dash 3), 1 unit		V680_1174_01		USD	4,807.00
<b>Ski 6 ft. 7 in.</b>					
Ski 2m, 1 piece		V689_1174_01		USD	196.00

<b>Single-Cell Sonic Sensor</b>					
Single-cell sonic sensor, 1 piece		V681_1174_03		USD	5,045.00
<b>Multi-Cell Sonic Sensor (CAN/Analog)</b>					
Multi-cell sonic sensor (Dash 3), 1 unit		V683_1174_03		USD	6,107.00
<b>Big MultiPlex Ski</b>					
Big MultiPlex Ski, 1 piece		V688_1174_03		USD	31,905.00
<b>Big MultiPlex Ski, electronic</b>					
Big MultiPlex Ski, electronic		V687_1174_01		USD	18,713.00
<b>Tractor Unit / Screed Interface</b>					
<b>Screed lock</b>					
Screed lock, manual		V400_1174_01		USD	-1,425.00
Screed lock, hydraulic	Standard	V400_1174_02		USD	0.00
<b>Screed Arm Guidance</b>					
Standard Guide for Screed Arm	Standard	V405_1174_01		USD	0.00
Guide rollers for screed arm		V405_1174_02		USD	1,384.00
<b>Screed Assist</b>					
Screed Assist		V420_1174_01		USD	1,817.00
<b>Machine ascent</b>					
Ascent for tractor unit without screed		V411_1174_01		USD	657.00
<b>Others</b>					
<b>Low-emissions package</b>					
EcoPlus low-emissions package	Standard	V202_1174_03		USD	0.00
<b>Hydraulic oil</b>					
Hydraulic system filled with mineral oil	Standard	V700_01		USD	0.00
<b>Washdown system</b>					
Washdown system with tank and hose reel	Standard	V705_1174_01		USD	0.00
<b>Tools</b>					
Tools		V715_1174_01		USD	629.00
<b>Packing</b>					
Packing for transport by sea	Standard	V730_02		USD	0.00
<b>Paint finish</b>					
Paint finish, standard VÖGELE Green	Standard	V800_01		USD	0.00
Paint finish, client's design		V800_02		USD	3,620.00
<b>Grease filling, lubrication system</b>					
Adapter for connecting grease gun		V720_1174_01		USD	922.00
<b>Ventilation system</b>					
Ventilation system	Standard	V907_01		USD	0.00

<b>Maintenance kit</b>					
Maintenance kit, 50 service hours		<b>V734_1174_01</b>		<b>USD</b>	<b>321.00</b>
Maintenance kit, 500 service hours		<b>V734_1174_05</b>		<b>USD</b>	<b>447.00</b>
Maintenance kit, 1,000 service hours		<b>V734_1174_06</b>		<b>USD</b>	<b>797.00</b>
<b>RoadScan</b>					
<p>VÖGELE RoadScan Kit</p> <p><i>The Kit includes the pyrometer to measure the base temperature before paving, a USB port on the paver operator's ErgoPlus 3 console to export the saved data, the bracket for mounting on the paver roof (Dash 3), the cabling and software which can be activated in ErgoPlus 3. (The Kit is essential for operation of VÖGELE RoadScan.)</i></p>		<b>V240_1174_01</b>		<b>USD</b>	<b>3,438.00</b>
<p>VÖGELE RoadScan, temperature-measurement system</p> <p><i>The high-precision infrared camera is the key component of VÖGELE RoadScan. It scans the asphalt pavement behind the screed over the entire area. The housing of the infrared camera also accommodates a high-precision GPS receiver. It records the exact position of the temperature data. (Requires the option VÖGELE RoadScan Kit)</i></p>		<b>V240_1174_02</b>		<b>USD</b>	<b>42,764.00</b>
<p>VÖGELE RoadScan, weather station</p> <p><i>The weather station displays and documents the wind speed, wind direction, ambient temperature, air pressure and humidity.</i></p>		<b>V240_1174_03</b>		<b>USD</b>	<b>3,186.00</b>
<b>WITOS FleetView Telematics System</b>					
<p>WITOS FleetView – professional telematics solution to optimize machine use and servicing</p> <p><i>WITOS FleetView includes a control unit (TCU) with a GPS receiver and the usage rights for the web application WITOS FleetView. The web access function offers a compact overview of the machine status including consumption data, working times, position data, error messages and service intervals. (The actual amount of data available depends on the machine type). The availability of WITOS FleetView is</i></p>	<b>Standard</b>	<b>V777_1174_01</b>		<b>USD</b>	<b>0.00</b>

Screed Options					
Monitoring system for screed heating					
Without Monitoring System for Screed Heating	Standard	V110_18AB_00		USD	0.00
Monitoring of heating rods		V110_18AB_01		USD	6,862.00
Measuring sensors, screed					
Display of vibration speed		V120_18AB_02		USD	950.00
Height adjustment, end gate					
Height adjustment of end gate, mechanical	Standard	V126_18AB_01		USD	0.00
Height adjustment of end gate, hydraulic		V126_18AB_02		USD	7,323.00
Heating rod for end gate ski					
Heating rod for end gate ski		V131_18AB_01		USD	1,230.00
Edger plates					
Edger plate, 52°, 1 in., 2 pieces		V132_18AB_01		USD	1,216.00
Edger plate, 52°, 2 in., 2 pieces		V132_18AB_02		USD	1,481.00
Heating rod for edger plate, 2 pieces		V134_18AB		USD	978.00
Angle of attack adjustment					
Angle of attack adjustment, counterclockwise to increase mat thickness	Standard	V150_18AB_01		USD	0.00
Angle of attack adjustment, clockwise to increase mat thickness		V150_18AB_02		USD	0.00

**Price list****SUPER 2003-3i (4f) / Carlson EZIV-10 Screed****Scope of supply – basic machine****Drive Unit**

- Liquid-cooled Cummins 6-cylinder diesel engine, QSB6.7-C240, 240 hp (179kW) at 2,000rpm
- Engine complies with the applicable exhaust emission standards of the European Union (COM) 4 and USA (EPA) Tier 4f
- Electronic engine management

**Undercarriage**

- Hydrostatic traction drive (separate drives for powered wheels) with electronic traction control
- 4 front wheels of solid elastic rubber, 540/300-390, mounted on bogies
- 2 powered wheels with tubeless tyres 445/95 R25
- Extremely small outside turning radius to not more than 18 ft. 4 in. (5.6 m) with "Pivot Steer"
- Service brake (multiple-disk brake, hydraulically pressurized) and hydraulically actuated parking brake

**Material Feed, Conveyors and Augers**

- Wide push-rollers, oscillating, can be displaced forwards by 3 in. (75 mm) or 6 in. (150 mm)
- 16.5 tons (15 tonnes) material hopper
- Hopper apron hydraulically operated
- 4 separate hydraulic drives for conveyors and augers
- Mechanical sensors for controlling the conveyors, conveyors can briefly be reversed
- Sonic sensors for controlling the augers
- Augers reversible and hydraulically adjustable in height, complete with limiting plates for auger tunnel and bracing
- Manual auger override
- Automatic filling function for the auger tunnel during breaks in paving
- 3 left hand and 3 right hand 1 ft. (30.5 cm) stackable augers for a total of 6 ft. of augers

**Electrical System**

- On-board voltage 24V

**Screed Heating**

- Three-phase AC generator, oil-cooled with electronic generator management



- Screed is also heated when diesel engine is running at idle
- Screed heating with electronic temperature control

#### Operator's Platform

- 2 comfortable heated operator's seats, can be pivoted outwards
- Operator's seats and console can be easily and conveniently adjusted for ergonomic working
- Modular ErgoPlus paver operator's console; large high-contrast colour display ensures easy operation and monitoring of paver functions
- 2 ErgoPlus screed consoles for the right and left-hand screed sides, with colour display for setting up and monitoring paver and screed functions

#### Miscellaneous

- Centralized lubrication system for tractor unit with electronic level indication on the display
- Machine documentation
- Crown is set hydraulically

<b>Total price of basic configuration</b>	<b>USD 565,578.00</b>
---	-----------------------

#### Operator's Stand

##### Operator's stand

Operator's stand without hardtop	Standard	V600_0975_00		USD	0.00
----------------------------------	----------	--------------	--	-----	------

Hardtop with sunshades, VÖGELE design		V600_0975_01		USD	12,312.00
---------------------------------------	--	--------------	--	-----	-----------

##### Rear-view mirrors

Rearview mirror, 2 pieces, paver without hardtop		V606_0975_01		USD	1,132.00
--	--	--------------	--	-----	----------

#### Electrical System

##### Working lights

Working lights, halogen		V505_0975_01		USD	-3,703.00
-------------------------	--	--------------	--	-----	-----------

Working lights, LED	Standard	V505_0975_03		USD	0.00
---------------------	----------	--------------	--	-----	------

##### Extra working light

Working light for auger tunnel, 2 pieces	Standard	V506_0975_02		USD	0.00
--	----------	--------------	--	-----	------

##### Light balloons

Light balloon, LED, 1 piece		V520_0975_03		USD	6,037.00
-----------------------------	--	--------------	--	-----	----------

*For extensive and non-glare lighting of night-time job sites.*

*(Requires the Schuko Power Outlet option)*

##### Bracket for light balloon

Bracket for LED light balloon, 2 pieces		V522_0975_01		USD	517.00
---	--	--------------	--	-----	--------

<b>Power outlet</b>					
Socket outlet 12 V, 2 pieces	Standard	V510_0975_02		USD	0.00
Socket outlet 24 V, 2 pieces		V510_0975_03		USD	-321.00
<b>Power outlet</b>					
NEMA power outlet, 120 V, speed independent, 1 piece		V512_0975_01		USD	8,972.00
<b>Rotary beacon</b>					
All-round beacon, 1 piece, paver without hardtop	Standard	V515_0975_01		USD	0.00
<b>Reverse beeper</b>					
Reverse beeper, acoustic	Standard	V516_0975_01		USD	0.00
<b>Material Transport</b>					
<b>Power Tunnel</b>					
Power Tunnel		V313_0975_01		USD	8,245.00
<b>Material transport</b>					
Material transport; standard	Standard	V320_0975_01		USD	0.00
<b>Push-rollers</b>					
Push-rollers	Standard	V323_0975_01		USD	0.00
Truck Hitch		V323_0975_03		USD	8,231.00
<b>Grade And Slope Control</b>					
<b>Automatic grade and slope control</b>					
NIVELTRONIC Plus	Standard	V650_0975_01		USD	0.00
Niveltronic Plus 3D		V650_0975_02		USD	4,207.00
<b>Slope Sensor</b>					
Slope Sensor	Standard	V670_0975_01		USD	0.00
<b>Bracket for grade sensor</b>					
Bracket for grade sensor, 1 piece  <i>For attachment of a mechanical or sonic grade sensor.</i>		V684_0975_01		USD	1,649.00
Bracket for grade sensor at VF screed, 1 piece  <i>For attachment of a mechanical or sonic grade sensor.</i>		V684_0975_03		USD	657.00
<b>Bracket, attachment of grade sensor to screed arm</b>					
Bracket, Attachment of Grade Sensor to Screed Arm, 1 piece		V686_0975_01		USD	629.00
Mounting kit to attach the bracket for the grade sensor for VF screed to the screed arm, 1 piece		V686_0975_03		USD	98.00
<b>Variable mechanical grade sensor</b>					
Variable mechanical grade sensor (Dash 3), 1 unit		V680_0975_01		USD	4,807.00
<b>Ski 6 ft. 7 in.</b>					
Ski 2m, 1 piece		V689_0975_01		USD	196.00

<b>Single-Cell Sonic Sensor</b>					
Single-cell sonic sensor, 1 piece		V681_0975_03		USD	5,045.00
<b>Multi-Cell Sonic Sensor (CAN/Analog)</b>					
Multi-cell sonic sensor (Dash 3), 1 unit		V683_0975_03		USD	6,107.00
<b>Big MultiPlex Ski</b>					
Big MultiPlex Ski, 1 piece		V688_0975_03		USD	31,905.00
<b>Big MultiPlex Ski, electronic</b>					
Big MultiPlex Ski, electronic		V687_0975_01		USD	18,713.00
<b>Tractor Unit / Screed Interface</b>					
<b>Screed lock</b>					
Screed lock, manual		V400_0975_01		USD	-1,425.00
Screed lock, hydraulic	Standard	V400_0975_02		USD	0.00
<b>Screed Arm Guidance</b>					
Standard Guide for Screed Arm	Standard	V405_0975_01		USD	0.00
Guide rollers for screed arm		V405_0975_02		USD	1,384.00
<b>Screed Assist</b>					
Screed Assist	Standard	V420_0975_01		USD	0.00
<b>Machine ascent</b>					
Ascent for tractor unit without screed		V411_0975_01		USD	657.00
<b>Others</b>					
<b>Low-emissions package</b>					
EcoPlus low-emissions package	Standard	V202_0975_03		USD	0.00
<b>Traction drive</b>					
Traction drive (6x4)	Standard	V215_0975_02		USD	0.00
Traction drive (6x6)		V215_0975_03		USD	11,278.00
<b>Hydraulic oil</b>					
Hydraulic system filled with mineral oil	Standard	V700_01		USD	0.00
<b>Washdown system</b>					
Washdown system with tank and hose reel	Standard	V705_0975_01		USD	0.00
<b>Tools</b>					
Tools		V715_0975_01		USD	629.00
<b>Packing</b>					
Packing for transport by sea	Standard	V730_02		USD	0.00
<b>Paint finish</b>					
Paint finish, standard VÖGELE Green	Standard	V800_01		USD	0.00
<b>Grease filling, lubrication system</b>					
Adapter for connecting grease gun		V720_0975_01		USD	922.00
<b>Ventilation system</b>					
Ventilation system	Standard	V907_01		USD	0.00

<b>Maintenance kit</b>					
Maintenance kit, 50 service hours		<b>V734_0975_01</b>		<b>USD</b>	<b>321.00</b>
Maintenance kit, 500 service hours		<b>V734_0975_05</b>		<b>USD</b>	<b>447.00</b>
Maintenance kit, 1,000 service hours		<b>V734_0975_06</b>		<b>USD</b>	<b>797.00</b>
<b>RoadScan</b>					
VÖGELE RoadScan Kit  <i>The Kit includes the pyrometer to measure the base temperature before paving, a USB port on the paver operator's ErgoPlus 3 console to export the saved data, the bracket for mounting on the paver roof (Dash 3), the cabling and software which can be activated in ErgoPlus 3. (The Kit is essential for operation of VÖGELE RoadScan, temperature-measurement system)</i>		<b>V240_0975_01</b>		<b>USD</b>	<b>3,438.00</b>
<i>The high-precision infrared camera is the key component of VÖGELE RoadScan. It scans the asphalt pavement behind the screed over the entire area. The housing of the infrared camera also accommodates a high-precision GPS receiver. It records the exact position of the temperature data. (Requires the VÖGELE RoadScan Kit)</i>		<b>V240_0975_02</b>		<b>USD</b>	<b>42,764.00</b>
VÖGELE RoadScan, weather station  <i>The weather station displays and documents the wind speed, wind direction, ambient temperature, relative humidity, and barometric pressure.</i>		<b>V240_0975_03</b>		<b>USD</b>	<b>3,186.00</b>
<b>WITOS FleetView Telematics System</b>					
WITOS FleetView – professional telematics solution to optimize machine use and servicing  <i>WITOS FleetView includes a control unit (TCU) with a GPS receiver and the usage rights for the web application WITOS FleetView. The web access function offers a compact overview of the machine status including consumption data, working times, position data, error messages and service intervals. (The actual amount of data available depends on the machine type). The availability of WITOS FleetView depends on the machine type.</i>	<b>Standard</b>	<b>V777_0975_01</b>		<b>USD</b>	<b>0.00</b>

Screed Options					
Extending unit, right side					
Extending unit without berm, right	Standard	V103_EZ04_00		USD	0.00
Berme 305 mm (12"), RH		V103_EZ04_01		USD	5,283.00
Berme 457 mm (18"), RH		V103_EZ04_02		USD	5,283.00
Berme 610 mm (24"),RH		V103_EZ04_03		USD	5,283.00
Extending unit, left side					
Extending unit without berm, left	Standard	V104_EZ04_00		USD	0.00
Berme 305 mm (12"), LH		V104_EZ04_01		USD	5,283.00
Berme 457 mm (18"), LH		V104_EZ04_02		USD	5,283.00
Berme 610 mm (24"), LH		V104_EZ04_03		USD	5,283.00
Screed with berm					
Screed with berm		V108_EZ04_01		USD	531.00
Bolt-On Extension, Left-Hand Side, 30.5cm		V101_EZ04_12L		USD	2,432.00
Bolt-On Extension, Left-Hand Side, 45.7cm		V101_EZ04_18L		USD	2,432.00
Bolt-On Extension, Left-Hand Side, 61cm		V101_EZ04_24L		USD	2,432.00
Bolt-On Extension, Right-Hand Side, 30.5cm		V101_EZ04_12R		USD	2,432.00
Bolt-On Extension, Right-Hand Side, 45.7cm		V101_EZ04_18R		USD	2,432.00
Bolt-On Extension, Right-Hand Side, 61cm		V101_EZ04_24R		USD	2,432.00
Y-Cable for Coupling Bolt-On Extensions		V102_EZ04		USD	0.00
Wide Width Support Kit					
Wide Width Support Kit		V142_EZ04_01		USD	0.00
Heating rod for end gate ski					
Heating rod for end gate ski		V131_EZ04_01		USD	1,342.00
System for Paving Width Reduction					
Cut-Off Shoes, Left-Hand Side		V140_EZ04_01		USD	433.00
Cut-Off Shoes, Right-Hand Side		V140_EZ04_02		USD	433.00
Cut-Off Shoes, Neutral		V141_EZ04		USD	433.00
Thickness Control Screws					
Angle of attack adjustment, counterclockwise to increase mat thickness	Standard	V150_EZ04_01		USD	0.00
Angle of attack adjustment, clockwise to increase mat thickness		V150_EZ04_02		USD	0.00

**Price list****SUPER 2003-3i (4f) / Extending Screed VF  
600-3 V****Scope of supply – basic machine****Drive Unit**

- Liquid-cooled Cummins 6-cylinder diesel engine, QSB6.7-C240, 240 hp (179kW) at 2,000rpm
- Engine complies with the applicable exhaust emission standards of the European Union (COM) 4 and USA (EPA) Tier 4f
- Electronic engine management

**Undercarriage**

- Hydrostatic traction drive (separate drives for powered wheels) with electronic traction control
- 4 front wheels of solid elastic rubber, 540/300-390, mounted on bogies
- 2 powered wheels with tubeless tyres 445/95 R25
- Extremely small outside turning radius to not more than 18 ft. 4 in. (5.6 m) with "Pivot Steer"
- Service brake (multiple-disk brake, hydraulically pressurized) and hydraulically actuated parking brake

**Material Feed, Conveyors and Augers**

- Wide push-rollers, oscillating, can be displaced forwards by 3 in. (75 mm) or 6 in. (150 mm)
- 16.5 tons (15 tonnes) material hopper
- Hopper apron hydraulically operated
- 4 separate hydraulic drives for conveyors and augers
- Mechanical sensors for controlling the conveyors, conveyors can briefly be reversed
- Sonic sensors for controlling the augers
- Augers reversible and hydraulically adjustable in height, complete with limiting plates for auger tunnel and bracing
- Manual auger override
- Automatic filling function for the auger tunnel during breaks in paving
- 3 left hand and 3 right hand 1 ft. (30.5 cm) stackable augers for a total of 6 ft. of augers

**Electrical System**

- On-board voltage 24V

**Screed Heating**

- Three-phase AC generator, oil-cooled with electronic generator management

- Screed is also heated when diesel engine is running at idle
- Screed heating with electronic temperature control

#### Operator's Platform

- 2 comfortable heated operator's seats, can be pivoted outwards
- Operator's seats and console can be easily and conveniently adjusted for ergonomic working
- Modular ErgoPlus paver operator's console; large high-contrast colour display ensures easy operation and monitoring of paver functions
- 2 ErgoPlus screed consoles for the right and left-hand screed sides, with colour display for setting up and monitoring paver and screed functions

#### Miscellaneous

- Centralized lubrication system for tractor unit with electronic level indication on the display
- Machine documentation
- Crown is set hydraulically

#### Total price of basic configuration

Bolt-on extension	Pave width	Generator	Price
<b>SUPER 2003-3i (4f) / Extending Screed VF 600-3 V</b>			
Without bolt-on extensions	5.950	Generator, standard power output	USD 560,658.00
Bolt-on extensions, 2 x 1 ft.	6.550	Generator, standard power output	USD 569,677.00
Bolt-on extensions, 2 x 2 ft.	7.150	Generator, standard power output	USD 584,161.00
Bolt-on extensions, 2 x 1 ft.; 2 x 2 ft.	7.750	Generator, standard power output	USD 593,180.00

#### Operator's Stand

##### Operator's stand

Operator's stand without hardtop	Standard	V600_0975_00	USD	0.00
Hardtop with sunshades, VÖGELE design		V600_0975_01	USD	12,312.00

##### Rear-view mirrors

Rearview mirror, 2 pieces, paver without hardtop		V606_0975_01	USD	1,132.00
--	--	--------------	-----	----------

#### Electrical System

##### Working lights

Working lights, halogen		V505_0975_01	USD	-3,703.00
-------------------------	--	--------------	-----	-----------

Working lights, LED	Standard	V505_0975_03	USD	0.00
<b>Extra working light</b>				
Working light for auger tunnel, 2 pieces	Standard	V506_0975_02	USD	0.00
<b>Light balloons</b>				
Light balloon, LED, 1 piece  <i>For extensive and non-glare lighting of night-time job sites.</i>  <i>(Requires the Schuko Power Outlet option)</i>		V520_0975_03	USD	6,037.00
<b>Bracket for light balloon</b>				
Bracket for LED light balloon, 2 pieces		V522_0975_01	USD	517.00
<b>Power outlet</b>				
Socket outlet 12 V, 2 pieces	Standard	V510_0975_02	USD	0.00
Socket outlet 24 V, 2 pieces		V510_0975_03	USD	-321.00
<b>Power outlet</b>				
NEMA power outlet, 120 V, speed independent, 1 piece		V512_0975_01	USD	8,972.00
<b>Rotary beacon</b>				
All-round beacon, 1 piece, paver without hardtop	Standard	V515_0975_01	USD	0.00
<b>Reverse beeper</b>				
Reverse beeper, acoustic	Standard	V516_0975_01	USD	0.00
<b>Material Transport</b>				
<b>Power Tunnel</b>				
Power Tunnel		V313_0975_01	USD	8,245.00
<b>Material transport</b>				
Material transport; standard	Standard	V320_0975_01	USD	0.00
<b>Push-rollers</b>				
Push-rollers	Standard	V323_0975_01	USD	0.00
Truck Hitch		V323_0975_03	USD	8,231.00
<b>Grade And Slope Control</b>				
<b>Automatic grade and slope control</b>				
NIVELTRONIC Plus	Standard	V650_0975_01	USD	0.00
Niveltronic Plus 3D		V650_0975_02	USD	4,207.00
<b>Slope Sensor</b>				
Slope Sensor	Standard	V670_0975_01	USD	0.00
<b>Bracket for grade sensor</b>				
Bracket for grade sensor, 1 piece  <i>For attachment of a mechanical or sonic grade sensor.</i>		V684_0975_01	USD	1,649.00
Bracket for grade sensor at VF screed, 1 piece  <i>For attachment of a mechanical or sonic grade sensor.</i>		V684_0975_03	USD	657.00



<b>Bracket, attachment of grade sensor to screed arm</b>					
Bracket, Attachment of Grade Sensor to Screed Arm, 1 piece		V686_0975_01		USD	629.00
Mounting kit to attach the bracket for the grade sensor for VF screed to the screed arm, 1 piece		V686_0975_03		USD	98.00
<b>Variable mechanical grade sensor</b>					
Variable mechanical grade sensor (Dash 3), 1 unit		V680_0975_01		USD	4,807.00
<b>Ski 6 ft. 7 in.</b>					
Ski 2m, 1 piece		V689_0975_01		USD	196.00
<b>Single-Cell Sonic Sensor</b>					
Single-cell sonic sensor, 1 piece		V681_0975_03		USD	5,045.00
<b>Multi-Cell Sonic Sensor (CAN/Analog)</b>					
Multi-cell sonic sensor (Dash 3), 1 unit		V683_0975_03		USD	6,107.00
<b>Big MultiPlex Ski</b>					
Big MultiPlex Ski, 1 piece		V688_0975_03		USD	31,905.00
<b>Big MultiPlex Ski, electronic</b>					
Big MultiPlex Ski, electronic		V687_0975_01		USD	18,713.00
<b>Tractor Unit / Screed Interface</b>					
<b>Screed lock</b>					
Screed lock, manual		V400_0975_01		USD	-1,425.00
Screed lock, hydraulic	Standard	V400_0975_02		USD	0.00
<b>Screed Arm Guidance</b>					
Standard Guide for Screed Arm	Standard	V405_0975_01		USD	0.00
Guide rollers for screed arm		V405_0975_02		USD	1,384.00
<b>Screed Assist</b>					
Screed Assist	Standard	V420_0975_01		USD	0.00
<b>Machine ascent</b>					
Ascent for tractor unit without screed		V411_0975_01		USD	657.00
<b>Others</b>					
<b>Low-emissions package</b>					
EcoPlus low-emissions package	Standard	V202_0975_03		USD	0.00
<b>Traction drive</b>					
Traction drive (6x4)	Standard	V215_0975_02		USD	0.00
Traction drive (6x6)		V215_0975_03		USD	11,278.00
<b>Hydraulic oil</b>					
Hydraulic system filled with mineral oil	Standard	V700_01		USD	0.00
<b>Washdown system</b>					
Washdown system with tank and hose reel	Standard	V705_0975_01		USD	0.00
<b>Tools</b>					
Tools		V715_0975_01		USD	629.00
<b>Packing</b>					
Packing for transport by sea	Standard	V730_02		USD	0.00

<b>Paint finish</b>					
Paint finish, standard VÖGELE Green	Standard	V800_01		USD	0.00
<b>Grease filling, lubrication system</b>					
Adapter for connecting grease gun		V720_0975_01		USD	922.00
<b>Ventilation system</b>					
Ventilation system	Standard	V907_01		USD	0.00
<b>Maintenance kit</b>					
Maintenance kit, 50 service hours		V734_0975_01		USD	321.00
Maintenance kit, 500 service hours		V734_0975_05		USD	447.00
Maintenance kit, 1,000 service hours		V734_0975_06		USD	797.00
<b>RoadScan</b>					
VÖGELE RoadScan Kit  <i>The Kit includes the pyrometer to measure the base temperature before paving, a USB port on the paver operator's ErgoPlus 3 console to export the saved data, the bracket for mounting on the paver roof (Dash 3), the cabling and software which can be activated in ErgoPlus 3. (The Kit is</i>		V240_0975_01		USD	3,438.00
VÖGELE RoadScan, temperature-measurement system  <i>The high-precision infrared camera is the key component of VÖGELE RoadScan. It scans the asphalt pavement behind the screed over the entire area. The housing of the infrared camera also accommodates a high-precision GPS receiver. It records the exact position of the temperature data. (Requires the option VÖGELE RoadScan Kit)</i>		V240_0975_02		USD	42,764.00
VÖGELE RoadScan, weather station  <i>The weather station displays and documents the wind speed, wind direction, ambient temperature, air pressure and humidity.</i>		V240_0975_03		USD	3,186.00

WITOS FleetView Telematics System					
WITOS FleetView – professional telematics solution to optimize machine use and servicing	Standard	V777_0975_01		USD	0.00
<i>WITOS FleetView includes a control unit (TCU) with a GPS receiver and the usage rights for the web application WITOS FleetView. The web access function offers a compact overview of the machine status including consumption data, working times, position data, error messages and service intervals. (The actual amount of data available depends on the machine type). The availability of WITOS FleetView is guaranteed for 2 years from the</i>					
Screed Options					
Measuring sensors, screed					
Display of vibration speed		V120_31AB_02		USD	950.00
Extending unit, right side					
Extending unit without berm, right	Standard	V103_31AB_00		USD	0.00
Extending unit, left side					
Extending unit without berm, left	Standard	V104_31AB_00		USD	0.00
Heating rod for end gate ski					
Heating rod for end gate ski		V131_31AB_01		USD	1,076.00
System for Paving Width Reduction					
Cut-off shoes, 6 in., 2 pieces		V141_31AB_01		USD	671.00
Cut-off shoes, 6 in., 4 pieces		V141_31AB_02		USD	1,160.00
Cut-off shoes, 6 in., 6 pieces		V141_31AB_03		USD	1,663.00
Cut-off shoes, 6 in., 8 pieces		V141_31AB_04		USD	2,152.00
Angle of attack adjustment					
Angle of attack adjustment, counterclockwise to increase mat thickness	Standard	V150_31AB_01		USD	0.00
Angle of attack adjustment, clockwise to increase mat thickness		V150_31AB_02		USD	0.00

**Price list****SUPER 2003-3i (4f) / VR 600-2 V Extending  
Screed****Scope of supply – basic machine****Drive Unit**

- Liquid-cooled Cummins 6-cylinder diesel engine, QSB6.7-C240, 240 hp (179kW) at 2,000rpm
- Engine complies with the applicable exhaust emission standards of the European Union (COM) 4 and USA (EPA) Tier 4f
- Electronic engine management

**Undercarriage**

- Hydrostatic traction drive (separate drives for powered wheels) with electronic traction control
- 4 front wheels of solid elastic rubber, 540/300-390, mounted on bogies
- 2 powered wheels with tubeless tyres 445/95 R25
- Extremely small outside turning radius to not more than 18 ft. 4 in. (5.6 m) with "Pivot Steer"
- Service brake (multiple-disk brake, hydraulically pressurized) and hydraulically actuated parking brake

**Material Feed, Conveyors and Augers**

- Wide push-rollers, oscillating, can be displaced forwards by 3 in. (75 mm) or 6 in. (150 mm)
- 16.5 tons (15 tonnes) material hopper
- Hopper apron hydraulically operated
- 4 separate hydraulic drives for conveyors and augers
- Mechanical sensors for controlling the conveyors, conveyors can briefly be reversed
- Sonic sensors for controlling the augers
- Augers reversible and hydraulically adjustable in height, complete with limiting plates for auger tunnel and bracing
- Manual auger override
- Automatic filling function for the auger tunnel during breaks in paving
- 3 left hand and 3 right hand 1 ft. (30.5 cm) stackable augers for a total of 6 ft. of augers

**Electrical System**

- On-board voltage 24V

**Screed Heating**

- Three-phase AC generator, oil-cooled with electronic generator management

- Screed is also heated when diesel engine is running at idle
- Screed heating with electronic temperature control

#### Operator's Platform

- 2 comfortable heated operator's seats, can be pivoted outwards
- Operator's seats and console can be easily and conveniently adjusted for ergonomic working
- Modular ErgoPlus paver operator's console; large high-contrast colour display ensures easy operation and monitoring of paver functions
- 2 ErgoPlus screed consoles for the right and left-hand screed sides, with colour display for setting up and monitoring paver and screed functions

#### Miscellaneous

- Centralized lubrication system for tractor unit with electronic level indication on the display
- Machine documentation
- Crown is set hydraulically

#### Total price of basic configuration

Bolt-on extension	Pave width	Generator	Price
<b>SUPER 2003-3i (4f) / VR 600-2 V Extending Screed</b>			
Without bolt-on extensions	6.000	Generator, standard power output	USD 562,845.00
Bolt-on extensions, 2 x 2 ft. 2 in.	7.300	Generator, standard power output	USD 586,348.00

#### Operator's Stand

##### Operator's stand

Operator's stand without hardtop	Standard	V600_0975_00	USD	0.00
Hardtop with sunshades, VÖGELE design		V600_0975_01	USD	12,312.00

##### Rear-view mirrors

Rearview mirror, 2 pieces, paver without hardtop		V606_0975_01	USD	1,132.00
--	--	--------------	-----	----------

#### Electrical System

##### Working lights

Working lights, halogen		V505_0975_01	USD	-3,703.00
Working lights, LED	Standard	V505_0975_03	USD	0.00

##### Extra working light

Working light for auger tunnel, 2 pieces	Standard	V506_0975_02	USD	0.00
--	----------	--------------	-----	------

<b>Light balloons</b>					
Light balloon, LED, 1 piece		V520_0975_03		USD	6,037.00
<i>For extensive and non-glare lighting of night-time job sites.</i>					
<i>(Requires the Schuko Power Outlet option)</i>					
<b>Bracket for light balloon</b>					
Bracket for LED light balloon, 2 pieces		V522_0975_01		USD	517.00
<b>Power outlet</b>					
Socket outlet 12 V, 2 pieces	Standard	V510_0975_02		USD	0.00
Socket outlet 24 V, 2 pieces		V510_0975_03		USD	-321.00
<b>Power outlet</b>					
NEMA power outlet, 120 V, speed independent, 1 piece		V512_0975_01		USD	8,972.00
<b>Rotary beacon</b>					
All-round beacon, 1 piece, paver without hardtop	Standard	V515_0975_01		USD	0.00
<b>Reverse beeper</b>					
Reverse beeper, acoustic	Standard	V516_0975_01		USD	0.00
<b>Material Transport</b>					
<b>Power Tunnel</b>					
Power Tunnel		V313_0975_01		USD	8,245.00
<b>Material transport</b>					
Material transport; standard	Standard	V320_0975_01		USD	0.00
<b>Push-rollers</b>					
Push-rollers	Standard	V323_0975_01		USD	
Truck Hitch		V323_0975_03		USD	8,231.00
<b>Grade And Slope Control</b>					
<b>Automatic grade and slope control</b>					
NIVELTRONIC Plus	Standard	V650_0975_01		USD	0.00
Niveltronic Plus 3D		V650_0975_02		USD	4,207.00
<b>Slope Sensor</b>					
Slope Sensor	Standard	V670_0975_01		USD	0.00
<b>Bracket for grade sensor</b>					
Bracket for grade sensor, 1 piece		V684_0975_01		USD	1,649.00
<i>For attachment of a mechanical or sonic grade sensor.</i>					
Bracket for grade sensor at VF screed, 1 piece		V684_0975_03		USD	657.00
<i>For attachment of a mechanical or sonic grade sensor.</i>					

<b>Bracket, attachment of grade sensor to screed arm</b>					
Bracket, Attachment of Grade Sensor to Screed Arm, 1 piece		V686_0975_01		USD	629.00
<b>Variable mechanical grade sensor</b>					
Variable mechanical grade sensor (Dash 3), 1 unit		V680_0975_01		USD	4,807.00
<b>Ski 6 ft. 7 in.</b>					
Ski 2m, 1 piece		V689_0975_01		USD	196.00
<b>Single-Cell Sonic Sensor</b>					
Single-cell sonic sensor, 1 piece		V681_0975_03		USD	5,045.00
<b>Multi-Cell Sonic Sensor (CAN/Analog)</b>					
Multi-cell sonic sensor (Dash 3), 1 unit		V683_0975_03		USD	6,107.00
<b>Big MultiPlex Ski</b>					
Big MultiPlex Ski, 1 piece		V688_0975_03		USD	31,905.00
<b>Big MultiPlex Ski, electronic</b>					
Big MultiPlex Ski, electronic		V687_0975_01		USD	18,713.00
<b>Tractor Unit / Screed Interface</b>					
<b>Screed lock</b>					
Screed lock, manual		V400_0975_01		USD	-1,425.00
Screed lock, hydraulic	Standard	V400_0975_02		USD	0.00
<b>Screed Arm Guidance</b>					
Standard Guide for Screed Arm	Standard	V405_0975_01		USD	0.00
Guide rollers for screed arm		V405_0975_02		USD	1,384.00
<b>Screed Assist</b>					
Screed Assist	Standard	V420_0975_01		USD	0.00
<b>Machine ascent</b>					
Ascent for tractor unit without screed		V411_0975_01		USD	657.00
<b>Others</b>					
<b>Low-emissions package</b>					
EcoPlus low-emissions package	Standard	V202_0975_03		USD	0.00
<b>Traction drive</b>					
Traction drive (6x4)	Standard	V215_0975_02		USD	0.00
Traction drive (6x6)		V215_0975_03		USD	11,278.00
<b>Hydraulic oil</b>					
Hydraulic system filled with mineral oil	Standard	V700_01		USD	0.00
<b>Washdown system</b>					
Washdown system with tank and hose reel	Standard	V705_0975_01		USD	0.00
<b>Tools</b>					
Tools		V715_0975_01		USD	629.00
<b>Packing</b>					
Packing for transport by sea	Standard	V730_02		USD	0.00

<b>Paint finish</b>					
Paint finish, standard VÖGELE Green	Standard	V800_01		USD	0.00
<b>Grease filling, lubrication system</b>					
Adapter for connecting grease gun		V720_0975_01		USD	922.00
<b>Ventilation system</b>					
Ventilation system	Standard	V907_01		USD	0.00
<b>Maintenance kit</b>					
Maintenance kit, 50 service hours		V734_0975_01		USD	321.00
Maintenance kit, 500 service hours		V734_0975_05		USD	447.00
Maintenance kit, 1,000 service hours		V734_0975_06		USD	797.00
<b>RoadScan</b>					
<p>VÖGELE RoadScan Kit</p> <p><i>The Kit includes the pyrometer to measure the base temperature before paving, a USB port on the paver operator's ErgoPlus 3 console to export the saved data, the bracket for mounting on the paver roof (Dash 3), the cabling and software which can be activated in ErgoPlus 3. (The Kit is essential for operation of VÖGELE RoadScan.)</i></p>		V240_0975_01		USD	3,438.00
<p>VÖGELE RoadScan, temperature-measurement system</p> <p><i>The high-precision infrared camera is the key component of VÖGELE RoadScan. It scans the asphalt pavement behind the screed over the entire area. The housing of the infrared camera also accommodates a high-precision GPS receiver. It records the exact position of the temperature data. (Requires the option VÖGELE RoadScan Kit)</i></p>		V240_0975_02		USD	42,764.00
<p>VÖGELE RoadScan, weather station</p> <p><i>The weather station displays and documents the wind speed, wind direction, ambient temperature, air pressure and humidity.</i></p>		V240_0975_03		USD	3,186.00



<b>WITOS FleetView Telematics System</b>					
WITOS FleetView – professional telematics solution to optimize machine use and servicing	<b>Standard</b>	<b>V777_0975_01</b>		<b>USD</b>	<b>0.00</b>
<i>WITOS FleetView includes a control unit (TCU) with a GPS receiver and the usage rights for the web application WITOS FleetView. The web access function offers a compact overview of the machine status including consumption data, working times, position data, error messages and service intervals. (The actual amount of data available depends on the machine type). The availability of WITOS FleetView is guaranteed for 3 years from the</i>					
<b>Screed Options</b>					
<b>Monitoring system for screed heating</b>					
Without Monitoring System for Screed Heating	<b>Standard</b>	<b>V110_18AB_00</b>		<b>USD</b>	<b>0.00</b>
Monitoring of heating rods		<b>V110_18AB_01</b>		<b>USD</b>	<b>6,862.00</b>
<b>Measuring sensors, screed</b>					
Display of vibration speed		<b>V120_18AB_02</b>		<b>USD</b>	<b>950.00</b>
<b>Height adjustment, end gate</b>					
Height adjustment of end gate, mechanical	<b>Standard</b>	<b>V126_18AB_01</b>		<b>USD</b>	<b>0.00</b>
Height adjustment of end gate, hydraulic		<b>V126_18AB_02</b>		<b>USD</b>	<b>7,323.00</b>
<b>Heating rod for end gate ski</b>					
Heating rod for end gate ski		<b>V131_18AB_01</b>		<b>USD</b>	<b>1,230.00</b>
<b>Edger plates</b>					
Edger plate, 52°, 1 in., 2 pieces		<b>V132_18AB_01</b>		<b>USD</b>	<b>1,216.00</b>
Edger plate, 52°, 2 in., 2 pieces		<b>V132_18AB_02</b>		<b>USD</b>	<b>1,481.00</b>
Heating rod for edger plate, 2 pieces		<b>V134_18AB</b>		<b>USD</b>	<b>978.00</b>
<b>Angle of attack adjustment</b>					
Angle of attack adjustment, counterclockwise to increase mat thickness	<b>Standard</b>	<b>V150_18AB_01</b>		<b>USD</b>	<b>0.00</b>
Angle of attack adjustment, clockwise to increase mat thickness		<b>V150_18AB_02</b>		<b>USD</b>	<b>0.00</b>

**Price list****SUPER 700i (V) / AB 220 V Extending  
Screed****Scope of supply – basic machine****Drive**

- Water-cooled Deutz diesel engine, type TCD 2.9 L4 with 55.4 kW at 2,200 rpm
- The engine complies with the emission standards of the European Union Stage V and USA EPA Tier 4f
- Electronic engine management with ECO mode and variable-speed fan drive

**Undercarriage**

- Controlled hydrostatic traction drive, closed loop
- Crawler tracks with rubber pads, ground contact 1,500 mm x 180 mm
- Low-maintenance multiple-disk brakes, lock on automatically without oil pressure

**Material feed, conveyors and augers**

- Push-rollers, oscillating, can be displaced forwards by 100 mm and folded inwards to the basic width together with the hopper sides
- Hopper capacity 5.8 t, feed height 500 mm
- Hopper sides fold separately
- 3 separate hydrostatic drives on the conveyors and augers
- Mechanical sensor for controlling the conveyor
- Conveyor can briefly be reversed
- Augers can be reversed and adjusted in height
- Manual override for augers
- Automatic filling of the auger tunnel during interruptions in paving

**Electrical system**

- On-board voltage 24 V
- 4 working lights 24 V (2 x front, 2 x rear)

**Heating system**

- Three-phase A.C. generator with generator management
- Screed is also heated when diesel engine is idling

**Paver operator's platform**

- Ergonomically designed operator's workplace; operator platforms on the walkway behind the screed, with additional fold-down step for elevated operator position
- Paver operator's ErgoBasic console
- 2 ErgoBasic remote control units for the left and right sides of the screed

**Miscellaneous**

- Machine documentation

**Total price of basic configuration**

Bolt-on extension	Pave width	Generator	Price
<b>SUPER 700i (V) / AB 220 V Extending Screed</b>			
Without bolt-on extensions	2.200	Generator, standard power output	USD 219,820.00
Bolt-on extensions, 2 x 10 in.	2.700	Generator, standard power output	USD 224,783.00
Bolt-on extensions, 2 x 1 ft. 8 in.	3.200	Generator, standard power output	USD 231,497.00

**Operator's Stand****Operator's stand**

Operator's stand, luxury	Standard	V604_0990_02	USD	0.00
--------------------------	----------	--------------	-----	------

**Weather umbrella**

Weather umbrella for operator's platform		V615_0990_01	USD	380.00
--	--	--------------	-----	--------

**Electrical System****Rotary beacon**

Rotary beacon, 1 piece	Standard	V515_0990_01	USD	0.00
------------------------	----------	--------------	-----	------

**Reverse beeper**

Reverse beeper, acoustic	Standard	V516_0990_01	USD	0.00
--------------------------	----------	--------------	-----	------

**Material Transport****Material hopper**

Hopper wing, standard	Standard	V302_0990_01	USD	0.00
-----------------------	----------	--------------	-----	------

**Auger control**

Sensor for auger control, mechanical		V305_0990_01	USD	-3,707.00
--------------------------------------	--	--------------	-----	-----------

Sensor for auger control, sonic, 2 pieces	Standard	V305_0990_02	USD	0.00
---	----------	--------------	-----	------

**Auger height adjustment**

Auger height adjustment, manual	Standard	V306_0990_01	USD	0.00
---------------------------------	----------	--------------	-----	------

**Mirror, material hopper**

Mirror, view of material hopper		V330_0990_01	USD	204.00
---------------------------------	--	--------------	-----	--------

Grade And Slope Control					
Automatic grade and slope control					
Niveltronic Basic	Standard	V650_0990_01		USD	0.00
<i>Niveltronic Basic offers the full range of critical functions for grade and slope control. Niveltronic Basic can be combined with different mechanical and acoustic sensors, as well as a laser receiver. (Requires at least 1x optional remote control unit.)</i>					
Remote control unit					
Remote control unit for Niveltronic Basic, 2 units		V651_0990_02		USD	4,481.00
Slope Sensor					
Slope Sensor		V670_0990_01		USD	2,335.00
Bracket for grade sensor					
Bracket for grade sensor, 1 piece		V684_0990_01		USD	1,445.00
<i>For attachment of a mechanical or sonic grade sensor.</i>					
Mechanical grade sensor					
Variable mechanical grade sensor (Dash 3), 1 unit		V680_0990_01		USD	5,021.00
Ski 6 ft. 7 in.					
Ski 2m, 1 piece		V689_0990_01		USD	204.00
Single-Cell Sonic Sensor					
Single-cell sonic sensor, 1 piece		V681_0990_01		USD	5,357.00
Multi-Cell Sonic Sensor (CAN/Analog)					
Multi-cell sonic sensor (Dash 3), 1 unit		V683_0990_01		USD	6,379.00
Laser receiver, including mast					
Laser receiver, including mast, 1 piece		V685_0990_01		USD	11,692.00
Others					
Hydraulic oil					
Hydraulic system filled with mineral oil	Standard	V700_0990_01		USD	0.00
Hydraulic system filled with biodegradable oil (Panolin)		V700_0990_02		USD	4,072.00
Washdown system					

Washdown system with tank and hose reel		V705_0990_01		USD	3,839.00
<b>Spray gun</b>					
Spray gun	Standard	V707_0990_01		USD	0.00
<b>Tools</b>					
Tools		V715_0990_01		USD	657.00
<b>Packing</b>					
Packing for transport by sea	Standard	V730_0990_02		USD	0.00
<b>Paint finish</b>					
Paint finish, standard VÖGELE Green	Standard	V800_0990_01		USD	0.00
<b>Maintenance kit</b>					
Maintenance kit, 50 service hours		V734_0990_01		USD	307.00
Maintenance kit, 500 service hours		V734_0990_02		USD	161.00
Maintenance kit, 1,000 service hours		V734_0990_03		USD	715.00
<b>WITOS FleetView Telematics System</b>					
WITOS FleetView – professional telematics solution to optimize machine use and servicing  <i>WITOS FleetView includes a control unit (TCU) with a GPS receiver and the usage rights for the web application WITOS FleetView. The web access function offers a compact overview of the machine status including consumption data, working times, position data, error messages and service intervals. (The actual amount of data available depends on the machine type). The availability of WITOS FleetView is guaranteed for 3 years from the date of delivery.</i>	Standard	V777_0990_01		USD	0.00
<b>Screed Options</b>					
<b>Bevel irons and end gate skis</b>					
Edger plate, 45°, 2 pieces		V132_36AB_01		USD	511.00
End gate ski (90°), 2 pieces		V132_36AB_02		USD	511.00
End gate ski (90°), heated, 2 pieces		V132_36AB_03		USD	1,649.00
<b>System for Paving Width Reduction</b>					
Reduction in width		V140_36AB_01		USD	1,766.00



## Price list SP 15i

### Scope of supply – basic machine

- Engine: 4-CYLINDER DIESEL ENGINE TYPE DEUTZ TCD 4.1 L4
- Rated power at 2,100 r.p.m.: 95 kW / 127.4 HP / 129.2 PS
- Exhaust standard: EU Stage V / US EPA Tier 4f

#### MAIN FRAME

- Sturdy machine frame for accommodating two track units at the front and one track unit at the rear

#### DRIVE UNIT AND HYDRAULIC SYSTEM

- 58 gal / 220 l fuel tank
- 58 gal / 220 l hydraulic oil tank
- Electrical system (24 V)
- Pressure-and-flow-controlled hydraulic pump in the open circuit for driving the track units
- Pressure-and-flow-controlled hydraulic pump in the open circuit for driving the hydraulic or electric vibrators
- Pressure-controlled hydraulic pump (open circuit) for all cylinder functions
- A proportionally controlled hydraulic pump (closed circuit) for driving the auger conveyor or belt conveyor
- Digital control system with LCD display that provides the operator with all of the relevant information and allows parameters such as the free choice of language (D/GB/F/E/NL) to be adjusted via a menu.
- Proportional electrohydraulic levelling and steering by means of a PLC system including two leveling sensors, two steering sensors and one slope sensor
- Sensor mounting brackets, adjustable in height and range

#### ADVANCE DRIVE

- Three hydraulically driven track units, 4 ft 5 in / 1.34 m long; gear ratio 1:42; including towing device
- Continuously adjustable paving speed from 0 to 49 ft / min / 15 m / min
- Continuously adjustable transport speed from 0 to 115 ft / min / 35 m / min
- Three hydraulic leveling cylinders with a stroke of 3 ft 3 in / 1.00 m
- The rear track unit can be moved along the rear suspension in order to select the most favourable position for the particular application

#### SUSPENSION FOR MOULDS ATTACHED TO THE SIDE

- The offset paving molds can be mounted on the left or right side of the machine
- The mold mount can be telescoped outwards by 2 ft 3 in / 0.70 m per side

#### MISCELLANEOUS

- Water tank with 42 gal / 160 l capacity and additional water tank with 76 gal / 290 l capacity
- Pre-fitting for installing the WITOS FleetView control unit
- European type certification, EuroTest mark and CE conformity

List price ex subsidiary Wirtgen America

USD

335,471.00

Mandatory Options				
<b>Paint</b>				
Painting in cream RAL 9001 with orange stripes. The entire base of the machine is painted in slate gray RAL 7015.	Standard	2229554	USD	0.00
Monocolor special painting. Cream white color is replaced by a special color (RAL according to customer). The complete lower part of the machine is painted in slate grey RAL 7015.	Option	2229556	USD	1,599.00
<b>Technical documentation</b>				
Technical documentation - North America country version (US)	Standard	2456347	USD	0.00
<b>Telematics</b>				
WITOS FleetView (mobile phone standard 3, 4G) includes a control unit (TCU) with a GPS receiver and the usage rights for the web application WITOS FleetView. The web access function offers a compact overview of the machine status including consumption data, working times, position data, error messages and service intervals. (The actual amount of data available depends on the machine type). The availability of WITOS FleetView is guaranteed for 3 years from the date of delivery.	Standard	2770403	USD	0.00
<b>Milling drum housing</b>				
Electrical and hydraulic preliminary equipment for attaching a trimmer (left or right). Includes all the electrical and hydraulic components in the machine up until the interface.	Standard	2212345	USD	0.00
<b>Trimmer</b>				
Trimmer for creating a datum surface before using offset molds. Basic width 2 ft / 0.60 m for mounting on left, material transport to the inside. Diameter 1 ft 8 in / 0.50 m, max. trim depth approx. 0.10 m with scraper. (Trimmer completely hydraulically adjustable in height through 1 ft 4 in / 0.40 m and side-to-side through 4 ft 3 in / 1.30 m.) Trimmer widening up to max. 5 ft 3 in / 1.60 m possible. For curb, curb gutter and rectangular profiles.	Standard	2888147	USD	0.00
Trimmer for creating a datum surface before using offset molds. Basic width 2 ft / 0.60 m for mounting on right, material transport to the inside. Diameter 1 ft 8 in / 0.50 m, max. trim depth approx. 0.10 m with scraper. (Trimmer completely hydraulically adjustable in height through 1 ft 4 in / 0.40 m and side-to-side through 4 ft 3 in / 1.30 m.) Trimmer widening up to max. 5 ft 3 in / 1.60 m possible. For curb, curb gutter and rectangular profiles.	Option	2888148	USD	48,784.00

<b>Crawler units</b>				
Two pivoting front track units (parallelogram arms). The parallelogram arm makes it possible to slew the front track units by 7 in / 180 mm inwards each as well as 2 ft 3 in / 680 mm outwards each	Standard	2133798	USD	0.00
<b>Crawler units</b>				
Three track units fitted with polyurethane track pads	Standard	2487561	USD	0.00
<b>Machine lighting</b>				
Lighting system consisting of 3 halogen working lights 24 V for illuminating the working area. The light output is approx. 1750 lumens per headlight. For protection against theft, installation is by plug-in tube masts on each of the track units.	Standard	2152687	USD	0.00
High-performance lighting system consisting of 3 LED working lights 24 V for optimum illumination of the working area. Extremely bright light, shock-resistant and durable. The light output is approx. 3000 lumens per headlight. For protection against theft, installation is by plug-in tube masts on the track units.	Option	2342924	USD	1,951.00
<b>Vibration</b>				
Hydraulic vibrator drive for up to 6 vibrators	Standard	2768002	USD	0.00
<b>Concrete feeding</b>				
Belt conveyor 16 ft 1 in / 4.90 m x 2 ft / 0.60 m, with reversible hydraulic drive. Permits lateral turning hydraulically, setting of the pitch angle and traversing in the lengthways direction	Standard	2131799	USD	0.00
Belt conveyor 18 ft 1 in / 5.50 m x 2 ft / 0.60 m in folding design with reversible hydraulic drive. Permits lateral turning hydraulically, setting of the pitch angle and traversing in the lengthways direction as well as the folding procedure.	Option	2152901	USD	19,235.00
Auger conveyor 15 ft 1 in x 1 ft 4 in with reversible hydraulic drive. Permits lateral turning hydraulically, setting of the pit	Option	2131802	USD	6,544.00
<b>Concrete feeding</b>				
Steel chute for guiding the concrete from the conveyor/auger into the funnel of the offset molds. Attachment option both on the conveyor belt, folding conveyor belt and on the charging auger	Standard	2153567	USD	0.00
Chute consisting of a steel flange and a rubber hose extension for guiding the concrete from the conveyor/auger into the funnel of the offset molds. Attachment option both on the conveyor belt, folding conveyor belt and on the charging auger	Option	2153568	USD	484.00



Equipment Options				
<b>Chassis options</b>				
Hydraulic positioning feature for the rear track unit out of the middle position by 2 ft 3 in / 0.675 m to the left or right	Standard	2133804	USD	0.00
<b>Equipment operator's platform</b>				
Weather umbrella for operator's platform	Standard	2153566	USD	0.00
<b>Trimmer equipment</b>				
Trimmer - extension 8 in wide, for mounting on the left side	Option	2139662	USD	3,683.00
One Trimmer - extension 1 ft 4 in wide, for mounting on the left side	Standard	2139663	USD	0.00
Trimmer - extension 8 in wide, for mounting on the right side	Option	2139664	USD	3,683.00
Trimmer - extension 1 ft 4 in wide, for mounting on the right side	Option	2139665	USD	4,534.00
<b>Water system</b>				
Hydraulically operated high-pressure cleaner for connection to the 510 l water tank.	Standard	2133815	USD	0.00
<b>Leveling</b>				
Two slab tracers for one-sided height scanning of existing reference surfaces	Option	87923	USD	602.00
Third height and steering sensor for tight radii, incl. suspension and changeover box	Standard	2134423	USD	0.00
<b>Leveling</b>				
The 3D leveling preliminary equipment includes the mechanical and electrical components needed to use a 3D leveling system from Leica, Topcon or Trimble. (Price without startup on the construction site).	Option	2182470	USD	13,953.00
Additional slope sensor is available when using a 3D leveling system by Topcon. Is essential if a Topcon 3D system is being operated with the machine.	Option	2638267	USD	4,504.00
<b>Wirtgen AutoPilot</b>				
AutoPilot 2.0 is a satellite-based navigation system for offset applications. It controls the steering, height and lateral tilt of the machine fully automatically and allows concrete profiles to be paved without stringlines. It does not require a digital terrain model to be created in advance, but is rather created by the user directly on the construction site using the corresponding rover, taking into account constraint points such as water inlets, hydrants, etc. The rover is an intelligent surveying tool that can record, save and edit position data. The objects created are stored on the corresponding tablet computer, which is then mounted on the machine without any further data transmission and provides the machine with the control data. The system is operated in combination with a laser receiver, an ultrasonic sensor, a slab tracer or a total station (tachymeter) for precise height control. Radio frequency: 902 - 928 MHz (e.g. for USA). Note that application with reduced satellite reception (e.g. in tree-lined avenues, inner-city areas or tunnel constructions) is only possible with limitations.	Option	2618722	USD	73,286.00

Purchasing the AutoPilot System 2.0 requires additional customer training. This is charged separately. The requirement for training must be defined more precisely and depends on previous knowledge. Costs can be arranged on request after clarifying the requirements beforehand.	Option	2680909	USD	0.00
<b>Wirtgen AutoPilot</b>				
Self-leveling rotation laser. Wavelength 635 nm (invisible) with 10 rotations per second (for use in combination with a laser receiver).	Option	2201314	USD	6,250.00
Proportional laser receiver for use in combination with a rotation laser with 468.4 ft pds / 635 nm and at least 10 rotations/second. Measuring range 24 in / 60 cm. Receiver including terminals for connecting to the sensor holder of the AutoPilot. The measuring radius of the laser to laser receiver combination is approx. 328 ft 1 in / 100 m.	Option	2201316	USD	11,620.00
Ultrasonic sensor for proximity-type scanning on a homogeneous sub-base. The sensor has 6 individual transponders which perform automatic temperature compensation and averaging for scanning uneven ground or detecting obstacles. The minimum distance from the sub-base is 8 in / 0.20 m, the maximum distance is 3 ft 3 in / 1.00 m.	Option	2201318	USD	4,900.00
The Leica iCON iCR80s total station with RTK915 radio is now also included in the elevation control options of AutoPilot 2.0 – It is a fully automatic and intuitively operated total station that guarantees maximum flexibility while maintaining maximum accuracy (1 mm). The vertically unlimited measuring range has a radius of 200 m and enables uninterrupted concrete paving. The equipment ensures that operations can be carried out accurately even under difficult weather conditions. Includes the Leica total station with a tripod, battery and charger, radio transmitter, radio receiver, stand and a 360 degree prism. Please check with the customer to ensure that the specified radio frequency range of 902-928MHz is approved in the country in question.	Option	2875441	USD	47,801.00
Additional tablet computer used to create the digital stringline and to inspect the objects that have already been concreted. The tablet can also be used as a replacement for the machine. Including all necessary equipment and a robust splash-proof case to safely store the materials.	Option	2657472	USD	8,495.00

<b>Machine lighting</b>				
LED floodlights for use in the 24 Volt electrical system, including a mast which can be mounted on the machine.	Option	2808872	USD	6,103.00
<b>Other devices</b>				
Large, spacious storage compartment for storing tools at the rear of the machine instead of the standard storage compartment.	Standard	2553350	USD	0.00
<b>Mold offset</b>				
Set of hydraulic components for telescoping the offset mold mount on left or right by 2 ft 4 in / 0.70 m	Standard	2134425	USD	0.00
Height-adjustable mold mount with 1 ft 4 in / 0.40 m lift for split offset mold	Standard	2134062	USD	0.00
Hydraulically operated quick-change system for connecting a one-piece offset paving mold to the machine.	Standard	2134064	USD	0.00
Additional adapter plate for quick-change system. Required for equipping any troughs with the quick-change system.	Option	2342927	USD	1,364.00
<b>Documentation</b>				
Additional set of technical documentation - North America country version (US)	Option		USD	88.00
Spare part and application documentation English (EN)	Option		USD	15.00
<b>Individual options:</b>				
straight hydraulic vibrator		75721	USD/ea	1,386.00
hopper for curb and gutter molds		2869118	USD/ea	2,304.00
standard curb/curb and gutter mold - w/o hydraulics			USD/ea	3,965.00
simple sidewalk mold 4'			USD/ea	9,012.00
simple sidewalk mold 5'			USD/ea	10,815.00
simple sidewalk mold 6'			USD/ea	12,617.00
Static barrier mold up to 4' - including hydraulics			USD/ea	25,234.00
Static barrier mold up to 5' - including hydraulics			USD/ea	29,562.00

## Price list

### SP 25i - Offset

#### Scope of supply – basic machine

- Engine station, chassis rear section and telescoping chassis front section in driving direction and three track units
- Diesel engine: DEUTZ TCD 4.1 L4 with 4 cylinders
- Rated power at 2,100 r.p.m.: 115 kW / 154 HP / 156 PS
- Exhaust standard: EU Stage V / US EPA Tier 4f

#### MAIN FRAME

- Sturdy machine frame for accommodating two track units at the rear and one or two track units at the front
- Telescoping in length by 2 ft 3 in / 0.70 m to adjust the machine to site conditions or to allow mounting of a trimmer
- Telescoping in width by 2 ft 4 in / 0.715 m hydraulically at the rear by extending one or both rear track units to either improve machine stability in offset application when paving specific profiles, or to enable paving molds with a working width of up to 8 ft 2 in / 2.50 m to be mounted between the rear track units

#### DRIVE UNIT AND HYDRAULIC SYSTEM

- 99 gal / 375 l fuel tank.
- 66 gal / 250 l hydraulic oil tank
- Electrical system (24 V)
- Hydraulic pump system
- Pressure-and-flow-controlled hydraulic pump, open circuit, for driving the hydraulic or electric vibrators or for driving the track units in second gear
- Pressure-controlled hydraulic pump, open circuit, for all cylinder functions
- A proportionally controlled hydraulic pump (closed circuit) for driving the auger conveyor or belt conveyor
- Digital control system with LCD display that provides the operator with all of the relevant information and allows parameters such as the free choice of language (D/GB/F/E/NL) to be adjusted via a menu.
- Proportional electrohydraulic levelling and steering by means of a PLC system including two leveling sensors, two steering sensors and one slope sensor
- Sensor mounting brackets, adjustable in height and range

#### ADVANCE DRIVE

- Hydraulically driven track units, 5 ft 1 in / 1.56 m long, gear ratio 1:122, including towing device
- Continuously adjustable paving speed from 0 to 49 ft / min / 15 m / min
- Continuously adjustable transport speed from 0 to 115 ft / min / 35 m / min
- Hydraulic levelling cylinders with a stroke of 4 ft 1 in / 1.25 m

#### SUSPENSION FOR MOULDS ATTACHED TO THE SIDE

- The offset paving molds can be mounted on the left or right side of the machine

#### MISCELLANEOUS

- Pre-fitting for installing the WITOS FleetView control unit
- European type certification, EuroTest mark and CE conformity

List price ex subsidiary Wirtgen America

USD

444,996.00

Mandatory Options				
<b>Paint</b>				
Painting in cream RAL 9001 with orange stripes. The entire base of the machine is painted in slate gray RAL 7015.	Standard	2229555	USD	0.00
Monocolor special painting. Cream white color is replaced by a special color (RAL according to customer). The complete lower part of the machine is painted in slate grey RAL 7015.	Option	2229559	USD	1,599.00
<b>Technical documentation</b>				
Technical documentation - North America country version (US)	Standard	2456347	USD	0.00
<b>Telematics</b>				
WITOS FleetView (mobile phone standard 3, 4G) includes a control unit (TCU) with a GPS receiver and the usage rights for the web application WITOS FleetView. The web access function offers a compact overview of the machine status including consumption data, working times, position data, error messages and service intervals. (The actual amount of data available depends on the machine type). The availability of WITOS FleetView is guaranteed for 3 years from the date of delivery.	Standard	2770403	USD	0.00
<b>Crawler units</b>				
4. track unit and two pivoting front crawler attachments. The parallelogram arms make it possible to pivot each of the front track units 1 ft 10 in / 560 mm inwards each as well as 2 ft 10 in / 870 mm outwards.	Standard	2492572	USD	0.00
<b>Crawler units</b>				
Four track units fitted with triple-grouser steel track pads	In lieu of 2487565	2487564	USD	-5,693.00
Four track units fitted with polyurethane track pads	Standard	2487565	USD	0.00
<b>Machine lighting</b>				
Lighting system consisting of 4 halogen working lights 24 V for illuminating the working area. The light output is approx. 1,750 lumens per headlight. For protection against theft, installation is by plug-in tube masts on each of the track units.	Standard	2152928	USD	0.00
High-performance lighting system consisting of 4 LED working lights 24 V for optimum illumination of the working area. Extremely bright light, shock-resistant and durable. The light output is approx. 3000 lumens per headlight. For protection against theft, installation is by plug-in tube masts on the track units.	In lieu of 2152928	2342925	USD	2,612.00

<b>Vibration</b>				
Hydraulic vibrator drive for up to 5 vibrators	Standard	2152471	USD	0.00
Electric vibrator drive with 10-kVA generator for up to 5 vibrators	Option	2152479	USD	10,212.00
Hydraulic or electric vibrator drive for connecting up to 5 vibrators. A ball valve enables you to switch between electric and hydraulic vibration.	Option	2773656	USD	17,592.00
<b>Concrete feeding</b>				
Belt conveyor 19 ft 8 in x 2 ft, in folding design, with reversible hydraulic drive. Permits lateral turning hydraulically, setting of the pitch angle and traversing in the lengthways direction as well as the folding procedure	Standard	2890297	USD	0.00
Auger conveyor 18 ft 8 in x 1 ft 4 in / 5.70 m x 0.40 m with reversible hydraulic drive. Permits lateral turning hydraulically, setting of the pitch angle and traversing in the lengthways direction.	In lieu of 2890297	2890298	USD	17,239.00
<b>Concrete feeding</b>				
Electrical and hydraulic preliminary equipment up to the interface inside the machine. Used to operate all conveyor belts and the charging auger with a length of 4500 mm	Standard	2511066	USD	0.00
Electrical and hydraulic preliminary equipment up to the interface inside the machine. Exclusively used to operate the charging auger with a length of 5700 mm	Option	2464305	USD	602.00
<b>Concrete feeding</b>				
Steel chute for guiding the concrete from the conveyor/auger into the funnel of the offset molds. Attachment option both on the conveyor belt, folding conveyor belt and on the charging auger	Standard	2153567	USD	0.00
Chute consisting of a steel flange and a rubber hose extension for guiding the concrete from the conveyor/auger into the funnel of the offset molds. Attachment option both on the conveyor belt, folding conveyor belt and on the charging auger	Option	2153568	USD	484.00
<b>Mold offset</b>				
Offset mold mount telescoping hydraulically to one side; stroke: 3 ft 7 in / 1.10 m	Standard	2146344	USD	0.00
Offset mold mount telescoping hydraulically to both sides; stroke: 3 ft 7 in / 1.10 m	Option	2148853	USD	5,341.00

Equipment Options				
Chassis options				
The extension element for telescoping device mounted between the machine frame and front track unit connection makes it possible to move the front track units sideways by 1.40 m in relation to the machine chassis. It is used for stabilizing the machine in large offset applications.	Option	2163878	USD	16,990.00
Equipment operator's platform				
Weather umbrella for operator's platform		2153630	USD	-6,133.00
Weather canopy for operator's platform, hydraulically telescoping in height	Standard	2145132	USD	0.00
Lateral spreader auger				
Cross-spreading auger, length 8 ft 2 in / 2.5 m, ø 1 ft 4 in / 0.4 m, stroke 2 ft / 0.6 m, hydraulic drive, loading from right or left, recommended with crash barrier trough, necessary for crash barrier trough and trimmer insert	Option	2153642	USD	22,932.00
Trimmer equipment				
Preliminary equipment for the subsequent installation of a trimmer, consisting of the necessary hydraulic supply lines and electrical components.	Standard	2214167	USD	0.00
Trimmer for creating a datum surface before using offset molds. Basic width 2 ft for mounting on left, material transport to the inside. Diameter 1 ft 8 in, max. trim depth approx. 4 in with scraper. (Trimmer completely hydraulically adjustable in height through 1 ft 4 in and side-to-side through 4 ft 3 in.) Trimmer widening up to max. 5 ft 3 in possible. Suitable for curb, curb gutter and rectangular profiles.	Option	2773688	USD	63,544.00
Trimmer - extension 8 in wide, for mounting on the left side	Option	2139662	USD	3,683.00
Trimmer - extension 1 ft 4 in wide, for mounting on the left side	Option	2139663	USD	4,534.00
Trimmer for creating a datum surface before using offset molds. Basic width 2 ft for mounting on right, material transport to the inside. Diameter 1 ft 8 in, max. trim depth approx. 4 in with scraper. (Trimmer completely hydraulically adjustable in height through 1 ft 4 in and side-to-side through 4 ft 3 in 4 ft 3 in.) Trimmer widening up to max. 5 ft 3 in possible. Suitable for curb, curb gutter and rectangular profiles.	Option	2773690	USD	63,103.00

Trimmer - extension 8 in wide, for mounting on the right side	Option	2139664	USD	3,683.00
Trimmer - extension 1 ft 4 in wide, for mounting on the right side	Option	2139665	USD	4,534.00
<b>Water system</b>				
High-pressure water cleaning system for optimum cleaning of the machine. Consisting of a hydraulically driven pump with a flow rate of 20 l/min at a pressure of 200 bar, a plastic tank with a capacity of 145 gal / 550 litres, a 49 ft 3 in / 15 m long hose and a spray gun with a handle. The water tank is located on one of the machine's front chassis columns, and includes a foldable attached ladder for filling the tank from above.	Standard	2638074	USD	0.00
<b>Water system</b>				
Additional water pump 24 V with 32 ft 10 in / 10 m hose with spray gun with handle (max. 6 gal/min / 25 l/min, max. 51 psi / 3.5 bar)	Option	2639292	USD	4,328.00
<b>Water system</b>				
Additional protected plastic water tank with a capacity of 145 gal for mounting on the fourth track unit at front.	Standard	2638444	USD	0.00
<b>Leveling</b>				
Two slab tracers for one-sided height scanning of existing reference surfaces	Option	87923	USD	602.00
Third height and steering sensor for tight radii, incl. suspension and changeover box	Option	2163871	USD	5,737.00
<b>Leveling</b>				
The 3D leveling preliminary equipment includes the mechanical and electrical components needed to use a 3D leveling system from Leica, Topcon or Trimble. (Price without startup on the construction site).	Option	2182471	USD	13,953.00
Additional slope sensor is available when using a 3D leveling system by Topcon. Is essential if a Topcon 3D system is being operated with the machine.	Option	2638267	USD	4,504.00



<b>Wirtgen AutoPilot</b>				
AutoPilot 2.0 is a satellite-based navigation system for offset applications. It controls the steering, height and lateral tilt of the machine fully automatically and allows concrete profiles to be paved without stringlines. It does not require a digital terrain model to be created in advance, but is rather created by the user directly on the construction site using the corresponding rover, taking into account constraint points such as water inlets, hydrants, etc. The rover is an intelligent surveying tool that can record, save and edit position data. The objects created are stored on the corresponding tablet computer, which is then mounted on the machine without any further data transmission and provides the machine with the control data. The system is operated in combination with a laser receiver, an ultrasonic sensor, a slab tracer or a total station (tachymeter) for precise height control. Radio frequency: 902 - 928 MHz (e.g. for USA). Note that application with reduced satellite reception (e.g. in tree-lined avenues, inner-city areas or tunnel constructions) is only possible with limitations.	Option	2618727	USD	73,286.00
<b>Wirtgen AutoPilot</b>				
Self-leveling rotation laser. Wavelength 635 nm (invisible) with 10 rotations per second (for use in combination with a laser receiver).	Option	2201314	USD	6,250.00
Proportional laser receiver for use in combination with a rotation laser with 468.4 ft pds / 635 nm and at least 10 rotations/second. Measuring range 24 in / 60 cm. Receiver including terminals for connecting to the sensor holder of the AutoPilot. The measuring radius of the laser to laser receiver combination is approx. 328 ft 1 in / 100 m.	Option	2201316	USD	11,620.00
Ultrasonic sensor for proximity-type scanning on a homogeneous sub-base. The sensor has 6 individual transponders which perform automatic temperature compensation and averaging for scanning uneven ground or detecting obstacles. The minimum distance from the sub-base is 8 in / 0.20 m, the maximum distance is 3 ft 3 in / 1.00 m.	Option	2201318	USD	4,900.00

The Leica iCON iCR80s total station with RTK915 radio is now also included in the elevation control options of AutoPilot 2.0 – It is a fully automatic and intuitively operated total station that guarantees maximum flexibility while maintaining maximum accuracy (1 mm). The vertically unlimited measuring range has a radius of 200 m and enables uninterrupted concrete paving. The equipment ensures that operations can be carried out accurately even under difficult weather conditions. Includes the Leica total station with a tripod, battery and charger, radio transmitter, radio receiver, stand and a 360 degree prism. Please check with the customer to ensure that the specified radio frequency range of 902-928MHz is approved in the country in question.	Option	2875441	USD	47,801.00
Additional tablet computer used to create the digital stringline and to inspect the objects that have already been concreted. The tablet can also be used as a replacement for the machine. Including all necessary equipment and a robust splash-proof case to safely store the materials.	Option	2657472	USD	8,495.00
<b>Additional vibrator drives</b>				
Extension of the hydraulic vibrator drive by another max. 5 vibrators to a total of 10 hydraulic vibrator drives. The frequency of each vibrator can be adjusted independently.	Standard	2152473	USD	0.00
Additional electric vibrator drive with 10-kVA generator for connecting a further max. 5 vibrators for a total of 10 vibrators. With two generators, the frequency of two groups of 5 vibrators each can be adjusted independently.	Option	2152480	USD	17,459.00
<b>Machine lighting</b>				
Two LED floodlights with four lighting elements for use in the 24 Volt electrical system, including two masts which can be mounted on the machine. Can only be used in combination with SP25i.	Option	2890815	USD	11,693.00
<b>Mold offset</b>				
Height adapter, with split offset molds it spans the gap between the trough mounting of the machine and the trough, at least one required per machine. Alternatively, the height-adjustable suspension can be used.	Option	2152692	USD	1,174.00
Height-adjustable mold mount with 1 ft 4 in / 0.40 m lift for split offset mold	Option	2183552	USD	8,436.00
Hydraulically operated quick-change system for connecting a one-piece offset paving mold to the machine.	Option	2191407	USD	4,886.00
Additional adapter plate for quick-change system. Required for equipping any troughs with the quick-change system.	Option	2342927	USD	1,364.00

<b>Stringline tensioning system</b>				
Stringline tensioning system consisting of 3280 ft wire rope, 1x tensioning winch, 200 steel pins with leveling wire suspension, adjustable in height and range	Option	55987	USD	4,504.00
Additional tensioning winch for stringline tensioning system	Option	79802	USD	983.00
Stringline tensioning system consisting of 4 x 984 ft / 4 x 300 m nylon rope, 4x tensioning winches, 200 posts, 200 rods, 200 clamps	Option	2153800	USD	4,328.00
Fibreglass rod as stringline replacement on corners with different radii, consisting of 196 ft 10 in fiberglass rod in 6 ft 7 in pieces, 50 clips for rod mounting and 15 connection pieces	Option	2153801	USD	1,585.00
<b>Export packaging</b>				
Export packaging	Standard	2163870	USD	0.00
<b>Documentation</b>				
Additional set of technical documentation - North America country version (US)	Option		USD	88.00
Spare part and application documentation English (EN)	Option		USD	15.00
<b>Individual options:</b>				
straight hydraulic vibrator		75721	USD/ea	1,386.00
hopper for curb and gutter molds		2869118	USD/ea	2,304.00
standard curb/curb and gutter mold - w/o hydraulics*			USD/ea	3,965.00
simple sidewalk mold 4'*			USD/ea	9,012.00
simple sidewalk mold 5'*			USD/ea	10,815.00
simple sidewalk mold 6'*			USD/ea	12,617.00
Static barrier mold up to 4' - including hydraulics			USD/ea	25,234.00
Static barrier mold up to 5' - including hydraulics			USD/ea	29,562.00

\* height adjustable mold mount or height adapter needed!

## Price list

# SP 25i - 12 ft Inset

### Scope of supply – basic machine

- Engine station, chassis rear section and telescoping chassis front section in driving direction and three track units
- Diesel engine: DEUTZ TCD 4.1 L4 with 4 cylinders
- Rated power at 2,100 r.p.m.: 115 kW / 154 HP / 156 PS
- Exhaust standard: EU Stage V / US EPA Tier 4f

### MAIN FRAME

- Sturdy machine frame for accommodating two track units at the rear and one or two track units at the front
- Telescoping in length by 2 ft 3 in / 0.70 m to adjust the machine to site conditions or to allow mounting of a trimmer
- Telescoping in width by 2 ft 4 in / 0.715 m hydraulically at the rear by extending one or both rear track units to either improve machine stability in offset application when paving specific profiles, or to enable paving molds with a working width of up to 8 ft 2 in / 2.50 m to be mounted between the rear track units

### DRIVE UNIT AND HYDRAULIC SYSTEM

- 99 gal / 375 l fuel tank.
- 66 gal / 250 l hydraulic oil tank
- Electrical system (24 V)
- Hydraulic pump system
- Pressure-and-flow-controlled hydraulic pump, open circuit, for driving the hydraulic or electric vibrators or for driving the track units in second gear
- Pressure-controlled hydraulic pump, open circuit, for all cylinder functions
- A proportionally controlled hydraulic pump (closed circuit) for driving the auger conveyor or belt conveyor
- Digital control system with LCD display that provides the operator with all of the relevant information and allows parameters such as the free choice of language (D/GB/F/E/NL) to be adjusted via a menu.
- Proportional electrohydraulic levelling and steering by means of a PLC system including two leveling sensors, two steering sensors and one slope sensor
- Sensor mounting brackets, adjustable in height and range

### ADVANCE DRIVE

- Hydraulically driven track units, 5 ft 1 in / 1.56 m long, gear ratio 1:122, including towing device
- Continuously adjustable paving speed from 0 to 49 ft / min / 15 m / min
- Continuously adjustable transport speed from 0 to 115 ft / min / 35 m / min
- Hydraulic levelling cylinders with a stroke of 4 ft 1 in / 1.25 m

### SUSPENSION FOR MOULDS ATTACHED TO THE SIDE

- The offset paving molds can be mounted on the left or right side of the machine

### MISCELLANEOUS

- Pre-fitting for installing the WITOS FleetView control unit
- European type certification, EuroTest mark and CE conformity

List price ex subsidiary Wirtgen America

USD

494,117.00

Mandatory Options				
<b>Paint</b>				
Painting in cream RAL 9001 with orange stripes. The entire base of the machine is painted in slate gray RAL 7015.	Standard	2229555	USD	0.00
Monocolor special painting. Cream white color is replaced by a special color (RAL according to customer). The complete lower part of the machine is painted in slate grey RAL 7015.	Option	2229559	USD	1,599.00
<b>Technical documentation</b>				
Technical documentation - North America country version (US)	Standard	2456347	USD	0.00
<b>Telematics</b>				
WITOS FleetView (mobile phone standard 3, 4G) includes a control unit (TCU) with a GPS receiver and the usage rights for the web application WITOS FleetView. The web access function offers a compact overview of the machine status including consumption data, working times, position data, error messages and service intervals. (The actual amount of data available depends on the machine type). The availability of WITOS FleetView is guaranteed for 3 years from the date of delivery.	Standard	2770403	USD	0.00
<b>Crawler units</b>				
4. track unit and two pivoting front crawler attachments. The parallelogram arms make it possible to pivot each of the front track units 1 ft 10 in / 560 mm inwards each as well as 2 ft 10 in / 870 mm outwards.	Standard	2492572	USD	0.00
<b>Crawler units</b>				
Four track units fitted with triple-grouser steel track pads	In lieu of 2487565	2487564	USD	-5,693.00
Four track units fitted with polyurethane track pads	Standard	2487565	USD	0.00
<b>Machine lighting</b>				
Lighting system consisting of 4 halogen working lights 24 V for illuminating the working area. The light output is approx. 1,750 lumens per headlight. For protection against theft, installation is by plug-in tube masts on each of the track units.	Standard	2152928	USD	0.00
High-performance lighting system consisting of 4 LED working lights 24 V for optimum illumination of the working area. Extremely bright light, shock-resistant and durable. The light output is approx. 3000 lumens per headlight. For protection against theft, installation is by plug-in tube masts on the track units.	In lieu of 2152928	2342925	USD	2,416.00

<b>Vibration</b>				
Hydraulic vibrator drive for up to 5 vibrators	Standard	2152471	USD	0.00
Electric vibrator drive with 10-kVA generator for up to 5 vibrators	Option	2152479	USD	10,212.00
Hydraulic or electric vibrator drive for connecting up to 5 vibrators. A ball valve enables you to switch between electric and hydraulic vibration.	Option	2773656	USD	17,592.00
<b>Concrete feeding</b>				
Belt conveyor 19 ft 8 in x 2 ft, in folding design, with reversible hydraulic drive. Permits lateral turning hydraulically, setting of the pitch angle and traversing in the lengthways direction as well as the folding procedure	In lieu of 2737033	2890297	USD	50,794.00
Auger conveyor 18 ft 8 in x 1 ft 4 in / 5.70 m x 0.40 m with reversible hydraulic drive. Permits lateral turning hydraulically, setting of the pitch angle and traversing in the lengthways direction.	In lieu of 2737033	2890298	USD	68,033.00
Model without concrete feeding	Standard	2737033	USD	0.00
<b>Concrete feeding</b>				
Electrical and hydraulic preliminary equipment up to the interface inside the machine. Used to operate all conveyor belts and the charging auger with a length of 4500 mm	Standard	2511066	USD	0.00
Electrical and hydraulic preliminary equipment up to the interface inside the machine. Exclusively used to operate the charging auger with a length of 5700 mm	Option	2464305	USD	602.00
<b>Concrete feeding</b>				
Steel chute for guiding the concrete from the conveyor/auger into the funnel of the offset molds. Attachment option both on the conveyor belt, folding conveyor belt and on the charging auger	Option	2153567	USD	1,364.00
Model without chute.	Standard	2425777	USD	0.00
<b>Mold offset</b>				
Offset mold mount telescoping hydraulically to one side; stroke: 3 ft 7 in / 1.10 m	Option	2146344	USD	14,202.00
Offset mold mount telescoping hydraulically to both sides; stroke: 3 ft 7 in / 1.10 m	Option	2148853	USD	19,543.00
Model without suspension for offset molds.	Standard	2425779	USD	0.00

Equipment Options				
Chassis options				
The extension element for telescoping device mounted between the machine frame and front track unit connection makes it possible to move the front track units sideways by 1.40 m in relation to the machine chassis. It is used for stabilizing the machine in large offset applications.	Option	2163878	USD	16,990.00
Chassis options				
Frame extension elements for the two rear track units, required to be able to mount molds between 8 ft 2 in / 2.50 m and 11 ft 6 in / 3.50 m.	Standard	2153632	USD	0.00
Frame extension elements for the two front track units, required when using molds between 8 ft 2 in / 2.50 m and 11 ft 6 in / 3.50 m in conjunction with previously laid reinforcement.	Standard	2225029	USD	0.00
Equipment operator's platform				
Weather canopy for operator's platform, hydraulically telescoping in height	Standard	2145132	USD	0.00
Trimmer equipment				
Preliminary equipment for the subsequent installation of a trimmer, consisting of the necessary hydraulic supply lines and electrical components.	Standard	2214167	USD	0.00
Trimmer for creating a datum surface before using offset molds. Basic width 2 ft for mounting on left, material transport to the inside. Diameter 1 ft 8 in, max. trim depth approx. 4 in with scraper. (Trimmer completely hydraulically adjustable in height through 1 ft 4 in and side-to-side through 4 ft 3 in.) Trimmer widening up to max. 5 ft 3 in possible. Suitable for curb, curb gutter and rectangular profiles.	Option	2773688	USD	63,544.00
Trimmer - extension 8 in wide, for mounting on the left side	Option	2139662	USD	3,683.00
Trimmer - extension 1 ft 4 in wide, for mounting on the left side	Option	2139663	USD	4,534.00
Trimmer for creating a datum surface before using offset molds. Basic width 2 ft for mounting on right, material transport to the inside. Diameter 1 ft 8 in, max. trim depth approx. 4 in with scraper. (Trimmer completely hydraulically adjustable in height through 1 ft 4 in and side-to-side through 4 ft 3 in 4 ft 3 in.) Trimmer widening up to max. 5 ft 3 in possible. Suitable for curb, curb gutter and rectangular profiles.	Option	2773690	USD	63,103.00
Trimmer - extension 8 in wide, for mounting on the right side	Option	2139664	USD	3,683.00
Trimmer - extension 1 ft 4 in wide, for mounting on the right side	Option	2139665	USD	4,534.00

<b>Water system</b>				
High-pressure water cleaning system for optimum cleaning of the machine. Consisting of a hydraulically driven pump with a flow rate of 20 l/min at a pressure of 200 bar, a plastic tank with a capacity of 145 gal / 550 litres, a 49 ft 3 in / 15 m long hose and a spray gun with a handle. The water tank is located on one of the machine's front chassis columns, and includes a foldable attached ladder for filling the tank from above.	Standard	2638074	USD	0.00
<b>Water system</b>				
Additional water pump 24 V with 32 ft 10 in / 10 m hose with spray gun with handle (max. 6 gal/min / 25 l/min, max. 51 psi / 3.5 bar)	Option	2639292	USD	4,328.00
<b>Water system</b>				
Additional protected plastic water tank with a capacity of 145 gal for mounting on the fourth track unit at front.	Standard	2638444	USD	0.00
<b>Leveling</b>				
Two slab tracers for one-sided height scanning of existing reference surfaces	Option	87923	USD	602.00
Third height and steering sensor for tight radii, incl. suspension and changeover box	Option	2163871	USD	5,737.00
<b>Leveling</b>				
The 3D leveling preliminary equipment includes the mechanical and electrical components needed to use a 3D leveling system from Leica, Topcon or Trimble. (Price without startup on the construction site).	Option	2182471	USD	13,953.00
Additional slope sensor is available when using a 3D leveling system by Topcon. Is essential if a Topcon 3D system is being operated with the machine.	Option	2638267	USD	4,504.00
<b>Wirtgen AutoPilot</b>				
AutoPilot 2.0 is a satellite-based navigation system for offset applications. It controls the steering, height and lateral tilt of the machine fully automatically and allows concrete profiles to be paved without stringlines. It does not require a digital terrain model to be created in advance, but is rather created by the user directly on the construction site using the corresponding rover, taking into account constraint points such as water inlets, hydrants, etc. The rover is an intelligent surveying tool that can record, save and edit position data. The objects created are stored on the corresponding tablet computer, which is then mounted on the machine without any further data transmission and provides the machine with the control data. The system is operated in combination with a laser receiver, an ultrasonic sensor, a slab tracer or a total station (tachymeter) for precise height control. Radio frequency 902 – 928	Option	2618727	USD	73,286.00



<b>Wirtgen AutoPilot</b>				
Self-leveling rotation laser. Wavelength 635 nm (invisible) with 10 rotations per second (for use in combination with a laser receiver).	<b>Option</b>	<b>2201314</b>	<b>USD</b>	<b>6,250.00</b>
Proportional laser receiver for use in combination with a rotation laser with 468.4 ft pds / 635 nm and at least 10 rotations/second. Measuring range 24 in / 60 cm. Receiver including terminals for connecting to the sensor holder of the AutoPilot. The measuring radius of the laser to laser receiver combination is approx. 328 ft 1 in / 100 m.	<b>Option</b>	<b>2201316</b>	<b>USD</b>	<b>11,620.00</b>
Ultrasonic sensor for proximity-type scanning on a homogeneous sub-base. The sensor has 6 individual transponders which perform automatic temperature compensation and averaging for scanning uneven ground or detecting obstacles. The minimum distance from the sub-base is 8 in / 0.20 m, the maximum distance is 3 ft 3 in / 1.00 m.	<b>Option</b>	<b>2201318</b>	<b>USD</b>	<b>4,900.00</b>
The Leica iCON iCR80s total station with RTK915 radio is now also included in the elevation control options of AutoPilot 2.0 – It is a fully automatic and intuitively operated total station that guarantees maximum flexibility while maintaining maximum accuracy (1 mm). The vertically unlimited measuring range has a radius of 200 m and enables uninterrupted concrete paving. The equipment ensures that operations can be carried out accurately even under difficult weather conditions. Includes the Leica total station with a tripod, battery and charger, radio transmitter, radio receiver, stand and a 360 degree prism. Please check with the customer to ensure that the specified radio frequency range of 902-928MHz is approved in the country in question.	<b>option</b>	<b>2875441</b>	<b>USD</b>	<b>47,801.00</b>
Additional tablet computer used to create the digital stringline and to inspect the objects that have already been concreted. The tablet can also be used as a replacement for the machine. Including all necessary equipment and a robust splash-proof case to safely store the materials.	<b>Option</b>	<b>2657472</b>	<b>USD</b>	<b>8,495.00</b>
<b>Concrete molding</b>				
Paving mold series 1200i without crown, basic width 3.0 ft consisting of: Vibrator mount, forming sole with "edge slump control" (ESC). Working widths up to 12 ft are possible using optional expansion pieces.	<b>Standard</b>	<b>2372368</b>	<b>USD</b>	<b>0.00</b>

<b>Concrete equipment USA</b>				
Hydraulically lifting two-piece side plate with 4 hydraulic cylinders per side for paving moulds of the series 1200i. Prevents the concrete from emerging at the sides in the area of the paving moulds and makes it possible to start again along existing road surfaces by moving up the rear side plate. For paving thicknesses from 0 to 1 ft and 3 in.	Standard	2375058	USD	0.00
<b>Concrete molding</b>				
One Paving mold series 1200i - extension element 1.0 ft wide	Standard	2372017	USD	0.00
Two Paving mold series 1200i - extension element 1.5 ft wide	Standard	2372018	USD	0.00
One Paving mold series 1200i - extension element 2.0 ft wide	Standard	2372019	USD	0.00
One Paving mold series 1200i - extension element 3.0 ft wide	Standard	2425755	USD	0.00
Configuration with suspension for paving mold with a working width of more than 6.0 ft.	Standard	2372475	USD	0.00
<b>Spreading auger</b>				
Spreading auger - without crown, basic width 1.83 m / 6 ft, hydraulic drive with reversible sense of rotation, ø 400 mm / 15 3/4 in - in conjunction with molds with 1.83 m / 6 ft width (basic molds + extension elements). Recommended with concrete placed in advance.	Option	2226583	USD	22,976.00
<b>Extensions for spreader auger</b>				
Spreading auger - extension element 1.00 ft, right-hand pitch	Option	2226586	USD	1,247.00
Spreading auger - extension element 1.50 ft, right-hand pitch	Option	2233461	USD	1,658.00
Spreading auger - extension element 2.00 ft, right-hand pitch	Option	2226587	USD	1,805.00
Spreading auger - extension element 3.00 ft, right-hand pitch		2425757	USD	2,127.00
<b>Metering gates</b>				
Metering gate for molds 3.00 ft. The metering gate regulates the concrete level in the compaction compartment.	Option	2229398	USD	1,907.00
Hydraulic height adjustment for metering gate. Recommended with concrete placed in advance. Necessary in connection with a spreading auger.	Option	2229399	USD	4,035.00
<b>Extension for metering gates</b>				
Metering gate - extension element 1.00 ft	Option	2229395	USD	440.00
Metering gate - extension element 1.50 ft	Option	2400085	USD	675.00
Metering gate - extension element 2.00 ft	Option	2229396	USD	704.00
Metering gate - extension element 3.00 ft	Option	2425758	USD	983.00

<b>Additional vibrator drives</b>				
Extension of the hydraulic vibrator drive by another max. 5 vibrators to a total of 10 hydraulic vibrator drives. The frequency of each vibrator can be adjusted independently.	<b>Standard</b>	<b>2152473</b>	<b>USD</b>	<b>0.00</b>
Additional electric vibrator drive with 10-kVA generator for connecting a further max. 5 vibrators for a total of 10 vibrators. With two generators, the frequency of two groups of 5 vibrators each can be adjusted independently.	<b>Option</b>	<b>2152480</b>	<b>USD</b>	<b>17,459.00</b>
<b>Grout box auger USA</b>				
Grout box auger basic width 6 ft for use without crown, incl. one hydraulic drive. For distributing the sludge within the compaction compartment. Supplied expansion pieces allow the working width to be reduced to 5 ft. Working widths up to 12 ft are possible using optional expansion pieces.	<b>Option</b>	<b>2372038</b>	<b>USD</b>	<b>10,901.00</b>
<b>Extensions for grout box auger</b>				
Grout box auger - extension element 1.00 ft	<b>Option</b>	<b>2233751</b>	<b>USD</b>	<b>1,042.00</b>
Grout box auger - extension element 1.50 ft	<b>Option</b>	<b>2233752</b>	<b>USD</b>	<b>1,541.00</b>
Grout box auger - extension element 2.00 ft	<b>Option</b>	<b>2233753</b>	<b>USD</b>	<b>2,171.00</b>
Grout box auger - extension element 3.00 ft	<b>Option</b>	<b>2428073</b>	<b>USD</b>	<b>3,301.00</b>
<b>Tamper USA</b>				
Tamper bar basic width 6 ft for use without crown, incl. one hydraulic drive. For optimally incorporating the coarser components under the surface of the concrete. Working widths up to 12 ft are possible using optional expansion pieces. No reinstallation on working widths less than 6ft.	<b>Option</b>	<b>2372031</b>	<b>USD</b>	<b>8,583.00</b>
<b>Extensions for tamper</b>				
Tamper bar - extension element 1.00 ft	<b>Option</b>	<b>2273710</b>	<b>USD</b>	<b>117.00</b>
Tamper bar - extension element 1.50 ft	<b>Option</b>	<b>2273711</b>	<b>USD</b>	<b>132.00</b>
Tamper bar - extension element 2.00 ft	<b>Option</b>	<b>2372029</b>	<b>USD</b>	<b>132.00</b>
Tamper - extension element 3.00 ft	<b>Option</b>	<b>2425700</b>	<b>USD</b>	<b>161.00</b>
<b>Super smoother</b>				
Super smoother - basic width 2.00 m / 6.0 ft with controllable hydraulic drive, smoother length 3.00 m / 10 ft. Working widths up to 3.50 m / 12 ft are possible using optional expansion pieces.	<b>Option</b>	<b>2215757</b>	<b>USD</b>	<b>41,727.00</b>
<b>Extensions for super smoother</b>				
Super smoother - extension element 1.00 ft	<b>Option</b>	<b>2343340</b>	<b>USD</b>	<b>308.00</b>
Super smoother - extension element 2.00 ft	<b>Option</b>	<b>2343341</b>	<b>USD</b>	<b>396.00</b>

<b>Machine lighting</b>				
Two LED floodlights with four lighting elements for use in the 24 Volt electrical system, including two masts which can be mounted on the machine. Can only be used in combination with SP25i.	Option	2890815	USD	11,693.00
<b>Mold offset</b>				
Height adapter, with split offset molds it spans the gap between the trough mounting of the machine and the trough, at least one required per machine. Alternatively, the height-adjustable suspension can be used.	Option	2152692	USD	1,174.00
Height-adjustable mold mount with 1 ft 4 in / 0.40 m lift for split offset mold	Option	2183552	USD	8,436.00
Hydraulically operated quick-change system for connecting a one-piece offset paving mold to the machine.	Option	2191407	USD	4,886.00
Additional adapter plate for quick-change system. Required for equipping any troughs with the quick-change system.	Option	2342927	USD	1,364.00
<b>Stringline tensioning system</b>				
Stringline tensioning system consisting of 3280 ft wire rope, 1x tensioning winch, 200 steel pins with leveling wire suspension, adjustable in height and range	Option	55987	USD	4,504.00
Additional tensioning winch for stringline tensioning system	Option	79802	USD	983.00
Stringline tensioning system consisting of 4 x 984 ft / 4 x 300 m nylon rope, 4x tensioning winches, 200 posts, 200 rods, 200 clamps	Option	2153800	USD	4,328.00
Fibreglass rod as stringline replacement on corners with different radii, consisting of 196 ft 10 in fiberglass rod in 6 ft 7 in pieces, 50 clips for rod mounting and 15 connection pieces	Option	2153801	USD	1,585.00
<b>Export packaging</b>				
Export packaging	Standard	2163870	USD	0.00
<b>Documentation</b>				
Additional set of technical documentation - North America country version (US)	Option		USD	88.00
Spare part and application documentation English (EN)	Option		USD	15.00
<b>Individual options:</b>				
bent hydraulic vibrator		75722	USD/ea	1,466.00
straight hydraulic vibrator		75721	USD/ea	1,386.00
hopper for curb and gutter molds		2869118	USD/ea	2,304.00
standard curb/curb and gutter mold - w/o hydraulics*			USD/ea	3,965.00
simple sidewalk mold 4'*			USD/ea	9,012.00
simple sidewalk mold 5'*			USD/ea	10,815.00
simple sidewalk mold 6'*			USD/ea	12,617.00
Static barrier mold up to 4' - including hydraulics			USD/ea	25,234.00
Static barrier mold up to 5' - including hydraulics			USD/ea	29,562.00

\* height adjustable mold mount or height adapter needed!

## Price list

### SW 16 TC

#### Scope of supply – basic machine

- High-performance binder spreader for soil stabilization and cold recycling as a trailer with tandem axle
- Volumetric dosing, fully automatic and independent of the transport speed
- Container with a capacity 16 m<sup>3</sup>, internal stiffeners and lockable side doors
- Pneumatic filling devices on both container sides with connection coupling, shut-off cock and ventilation valve
- Large ventilation pipe
- Display for "Container full" and "empty" by a visual signal
- Sensor-controlled chain conveyor made of drop-forged chain links and transport strips, 3 ft 1 in / 950 mm wide
- Hydraulic shut-off valve for sealing the container when filling, controlled by on-board electronics
- Filling chute with 2 integrated horizontal augers that are controlled automatically by a sensor
- On-board computer consisting of a programmable logic controller and a control terminal in the cab with color display. This unit permits exact output of the preselected spreading quantity in kg/m<sup>2</sup>, even at different transport speeds
- Closed on-board hydraulic with integrated hydraulic oil cooling
- Tandem-axle chassis with spring-loaded drawbar
- Manual parking brake
- Hydraulic support foot with hand pump
- Safety acceptance by the employers' professional liability insurance association
- Collecting trough and suspended weigher for checking the weights
- Technical documentation, 2 copies on paper and on USB stick

List price ex subsidiary Wirtgen America

USD

**257,075.00**

Mandatory Options				
<b>Paint</b>				
Standard paint: Container in cream (RAL 9001), lower part of the machine and spreading mechanism in slate grey (RAL 7015). (S015771)	Standard	2078241	USD	0.00
Single-color special paint. Cream color is replaced by a special color (RAL acc. to customer request). (S015772)	Option	2078243	USD	4,455.00
<b>On-board hydraulics drive</b>				
Drive of the complete spreading hydraulics driven by hydraulic pump via the power take-off shaft of the tractor vehicle (1000 r.p.m.) (S036174)	Standard	2418567	USD	0.00
Auxiliary diesel engine 12 volts. Use of the auxiliary diesel engine means the spreader operates fully independently of the carrier or towing vehicle. The engine has a power of 55.4 kW at 2,400 r.p.m. It includes an enclosure and comes with a hydraulic pump for operating the on-board hydraulic system on the spreader device. Includes brackets, holding devices, a diesel tank and a complete installation on the spreading grit container. Emission level EPA Tier 4f / EU Level V. Country-specific requirements are to be taken into account. (S051424)	Option	2779340	USD	43,207.00
<b>Drive adaptations</b>				
The wide-angle cardan shaft is used for spreading drive and is provided for a 1-3/8", 6-spline connection to the traction vehicle (truck). It offers good mobility for cornering, a high transmission power and economy during everyday use. (S015795)	Standard	2078771	USD	0.00
The wide-angle cardan shaft is used for spreader drive and is provided for a 1-3/4", 6-spline connection to the traction vehicle (truck). It offers good mobility for cornering, a high transmission power and economy during everyday use. (S015796)	Option	2078772	USD	207.00
The wide-angle cardan shaft is used for spreader drive and is provided for a 1-3/4", 20-spline connection to the traction vehicle (truck). It offers good mobility for cornering, a high transmission power and economy during everyday use. (S015797)	Option	2078773	USD	207.00
<b>Trailer drawbar</b>				
Low-mounting towing device (Hitch type) with drawbar eye 50 mm diameter. The low mounting offers a higher vertical load, better traction and driving stability. (S015784)	Standard	2078761	USD	0.00
Low-mounting towing device (Hitch type) with hitch ball towing system K 80 (diameter 3 in / 80 mm). The low mounting offers a higher vertical load, better traction and driving stability. (S015786)	Option	2094658	USD	634.00

<b>Road traffic registration</b>				
Machine not authorised for public roads - the binder spreader is not authorised for driving on public roads. The vehicle is not allowed to be driven to or from the field under its own power. (S032775)	Standard	2349729	USD	0.00
The data confirmation can be used as a basis for road approval in the corresponding country of use. (S047245)	Option	2670902	USD	1,269.00
<b>Brake system</b>				
Hydraulic brake system - If you are considering use on the public roads, please bear in mind the road traffic registration regulations in the country where the machine will be used when you select the brake system. (S015782)	Standard	2078886	USD	0.00
Compressed air dual-circuit brake system with manual controller - If you are considering use on the public roads, please bear in mind the road traffic registration regulations in the country where the machine will be used when you select the brake system. (S015783)	Option	2078887	USD	2,655.00
Combination brake system comprising a hydraulic brake and a compressed air brake. For maximum flexibility in selecting the tractor vehicle. - If you are considering use on the public roads, please bear in mind the road traffic registration regulations in the country where the machine will be used when you select the brake system. (S034601)	Option	2418562	USD	8,099.00
<b>Crawler units</b>				
Low-pressure tyres 700/50-26.5 with an outside diameter of 1,350 mm. The total width of the spreader is 2,760 mm. (S018096)	Standard	2671170	USD	0.00
Low-pressure tyres 800/40-26.5 with an outside diameter of 1,350 mm. The wide ground contact area of the tyres makes them ideal for difficult ground. The total width of the spreader is 2,960 mm. (S015792)	Option	2078889	USD	2,537.00
<b>Binder filling</b>				
The high-speed filling device size R 4" is used for faster filling of the binder container. It is supplied with a connector coupling, shut-off valve, stone screen, ventilation valve and R3" adapter (only supplied with Guillemín or Storz couplings). (S025145)	Standard	2290094	USD	0.00
<b>Binder distribution</b>				
The OptiPower chain conveyor drive is ideal for heavy binders. Two variable hydraulic motors and planetary gearboxes achieve an increased level of traction and a high conveying rate during binder transport. (S028086)	Standard	2293651	USD	0.00

<b>Binder spreader</b>				
Equipment of the machine with a universal spreading mechanism type DN 230-10 for soil stabilization or cold recycling - working width 7 ft 9 in / 2.36 m. The spreading material is output using a flexible rotary valve (10 cells). The metering feeders are self-cleaning. The working width is divided into three power-switchable subsections from 2 ft 8 in to 7 ft 9 in / 0.82 to 2.36 m. The output quantity at a transport speed of 1.2 mph / 2 km/h is approx. 0.6 lb/ft² to 8.6 lb/ft² / 3 to 42 kg/m² (assuming a bulk density of 1.4 t/m³).	Standard	2351768	USD	0.00
<b>Additional devices</b>				
The vehicle is delivered without fenders. Please note that fenders must be fitted if an approval for driving on public roads is planned. (S047241)	Standard	2671293	USD	0.00
Long fenders for tandem axle with fixation parts. These are required, for example, for the authorization for driving on public roads. The wheel cover is also used as splash protection for the machine (S015794)	Option	2078256	USD	3,629.00
Short fenders for one axle with fixation parts. These are required, for example, for the authorization for driving on public roads. The wheel cover is also used as splash protection for the machine (S039203).	Option	2485541	USD	2,183.00
<b>Equipment Options</b>				
<b>Exhaust air filter</b>				
Dust collection system with compressor for filtering the waste air and reducing dust levels during the filling process. The system consists of 6 filter elements for a total air flow rate of 20,400 m³/h , an automatic purification system with electromagnetic control as well as a lockable, folding cover panel. - Compressed air is supplied via a separate compressor mounted on the binder spreader (HK450) (S041150)	Standard	2542341	USD	0.00
<b>Machine lighting</b>				
Working headlights with LED technology (4 pcs.) for illuminating the complete working area. All headlights are switched using the control terminal in the cab of the carrier or tractor vehicle. 2 headlights are mounted on the rear wall of the container and 1 headlight each on the right and left sides of the container. (S018581)	Standard	2173033	USD	0.00
<b>Printer</b>				
The needle printer is used for printing out all important working values. The data can be printed conveniently at adjustable intervals. (S015755)	Option	2078248	USD	1,446.00



<b>Camera system</b>				
The monitor system mounted on the rear of the vehicle is used for monitoring the working area at the rear. The pictures from the camera are displayed on a separate 7-inch color monitor in the cab. (S015819)	Option	2125804	USD	3,968.00
<b>Weighing system</b>				
Equipment of the machine with the active weighing device "Weightronic". For highly precise application of binder. Consisting of 4 weighing cells mounted between the frame and the binder container. The required spreading quantity is set using a separate control display. With the Weightronic, there is a continuous comparison between the actual and nominal values during spreading. Subsequent control of the spreading quantity is performed continuously and fully automatically. This means incorrect operation is almost excluded.(S032780)	Standard	2349725	USD	0.00
<b>Compressed air system</b>				
High-performance air compressor (8,000 liters/minute / 2113 gal/minute at max. 2 bar) incl. 15-meter / 50 ft high-pressure hose, hose roller and compressed air lance. For filling the binder spreader from an upright silo without its own compressor system, or for cleaning purposes. Drive via the machine hydraulics of the binder spreader. Not in conjunction with water misting system and compressor HK450. (S036499)	Option	2418729	USD	28,603.00
<b>Other devices</b>				
The storage compartments on the side with 3 lockable sheet metal doors on each side of the container offer enough room for carrying tools and implements for daily on-site operation securely and close to hand on the binder spreader. Gas springs support the opening and closing of the doors. (S015821)	Standard	2125806	USD	0.00
<b>Documentation</b>				
Additional set of technical documentation - UK country version (GB) (S029976)	Option		USD	74.00

## Price list

### SW 20 MC (4 axle)

#### Scope of supply – basic machine

- High-performance binder spreader for soil stabilization and cold recycling as a superstructure on a four-axle truck
- Volumetric dosing, fully automatic and independent of the transport speed
- Container with a capacity of 20 m<sup>3</sup>, internal stiffeners and lockable side doors
- Pneumatic filling devices on both container sides with connection coupling, shut-off cock and ventilation valve
- Large ventilation pipe
- Display for "Container full" and "empty" by a visual signal
- Sensor-controlled chain conveyor made of drop-forged chain links and transport strips, 3 ft 1 in / 950 mm wide
- "OptiPower" chain conveyor drive
- Hydraulic shut-off valve for sealing the container when filling, controlled by on-board electronics
- Filling chute with 2 integrated horizontal augers that are controlled automatically by a sensor
- On-board computer consisting of a programmable logic controller and a control terminal in the cab with color display. This unit permits exact output of the preselected spreading quantity in kg/m<sup>2</sup>, even at different transport speeds
- Closed on-board hydraulic with integrated hydraulic oil cooling
- Auxiliary frame produced especially for the particular carrier vehicle
- Safety acceptance by the employers' professional liability insurance association
- Collecting trough and suspended weigher for checking the weights
- Technical documentation, 2 copies on paper and on USB stick

List price ex subsidiary Wirtgen America

USD

223,324.00

Mandatory Options				
Chassis variants				
Binder spreading superstructure without carrier vehicle. Customer provides a suitable carrier vehicle. Attention: The customer must fill in the Streumaster "Truck specifications" form and submit it with the order confirmation. The superstructure is delivered without rear lighting equipment and reversing alert if they are not originally present on the truck. (S032794)	Standard	2350866	USD	0.00
Installation				
Final assembly is carried out by the customer independently. The spreading tank is connected by the customer to the pre-existing or additionally ordered carrier vehicle. (S036175)	Standard	2418563	USD	0.00
Paint				
Standard paint: Container in cream (RAL 9001), lower part of the machine and spreading mechanism in slate grey (RAL 7015). (S015771)	Standard	2078241	USD	0.00
Single-color special paint. Cream color is replaced by a special color (RAL acc. to customer request). (S015772)	Option	2078243	USD	4,455.00
On-board hydraulics drive				
Drive of the entire spreader hydraulics driven by hydraulic pump via the auxiliary drive of the carrier vehicle (800- 2,500 1/min) (S032772)	Standard	2349726	USD	0.00
Auxiliary diesel engine 12 volts. Use of the auxiliary diesel engine means the spreader operates fully independently of the carrier or towing vehicle. The engine has a power of 55.4 kW at 2,400 r.p.m. It includes an enclosure and comes with a hydraulic pump for operating the on-board hydraulic system on the spreader device. Includes brackets, holding devices, a diesel tank and a complete installation on the spreading grit container. Emission level EPA Tier 4f / EU Level V. Country-specific requirements are to be taken into account. (S051424)	Option	2779340	USD	43,207.00
Road traffic registration				
Machine not authorised for public roads - the binder spreader is not authorised for driving on public roads. The vehicle is not allowed to be driven to or from the field under its own power. (S032775)	Standard	2349729	USD	0.00
Binder filling				
The high-speed filling device size R 4" is used for faster filling of the binder container. It is supplied with a connector coupling, shut-off valve, stone screen, ventilation valve and R3" adapter (only supplied with Guillemin or Storz couplings). (S025145)	Standard	2290094	USD	0.00

<b>Binder distribution</b>				
The OptiPower chain conveyor drive is ideal for heavy binders. Two variable hydraulic motors and planetary gearboxes achieve an increased level of traction and a high conveying rate during binder transport. (S028086)	Standard	2293651	USD	0.00
<b>Binder spreader</b>				
Equipment of the machine with a universal spreading mechanism type DN 230-10 for soil stabilization or cold recycling - working width 7 ft 9 in / 2.36 m. The spreading material is output using a flexible rotary valve (10 cells). The metering feeders are self-cleaning. The working width is divided into three power-switchable subsections from 2 ft 8 in to 7 ft 9 in / 0.82 to 2.36 m. The output quantity at a transport speed of 1.2 mph / 2 km/h is approx. 0.6 lb/ft² to 8.6 lb/ft² / 3 to 42 kg/m² (assuming a bulk weight of 8.3 lbs per gal / 1.00 kg per liter). (S032798)	Standard	2351768	USD	0.00
<b>Equipment Options</b>				
<b>Exhaust air filter</b>				
The dust separation filter is used for filtering the waste air and reducing dust levels during the filling procedure. It consists of 6 filter elements for an air flow rate of 20,400 m³/h / 720,419 cu ft/h in total, an automatic purification system with electromagnetic control as well as a lockable, folding cover panel. - The compressed air supply must be from the carrier or towing vehicle - (S018949)	Standard	2201451	USD	0.00
<b>Machine lighting</b>				
Working headlights with LED technology (4 pcs.) for illuminating the complete working area. All headlights are switched using the control terminal in the cab of the carrier or tractor vehicle. 2 headlights are mounted on the rear wall of the container and 1 headlight each on the right and left sides of the container. (S018581)	Standard	2173033	USD	0.00
<b>Printer</b>				
The needle printer is used for printing out all important working values. The data can be printed conveniently at adjustable intervals. (S015755)	Option	2078248	USD	1,446.00
<b>Camera system</b>				
The monitor system mounted on the rear of the vehicle is used for monitoring the working area at the rear. The pictures from the camera are displayed on a separate 7-inch color monitor in the cab. (S015819)	Option	2125804	USD	3,968.00

**Weighing system**

Equipment of the machine with the active weighing device "Weightronic". For highly precise application of binder. Consisting of 4 weighing cells mounted between the frame and the binder container. The required spreading quantity is set using a separate control display. With the Weightronic, there is a continuous comparison between the actual and nominal values during spreading. Subsequent control of the spreading quantity is performed continuously and fully automatically. This means incorrect operation is almost excluded. (S032780)

**Standard****2349725****USD****0.00****Compressed air system**

High-performance air compressor (8,000 liters/minute / 2113 gal/minute at max. 2 bar) incl. 15-meter / 50 ft high-pressure hose, hose roller and compressed air lance. For filling the binder spreader from an upright silo without its own compressor system, or for cleaning purposes. Drive via the machine hydraulics of the binder spreader. Not in conjunction with water misting system and compressor HK450. (S036499)

**Option****2418729****USD****28,603.00****Water system**

The high-pressure cleaner with 15 m high-pressure hose and cleaning gun is used for filling the machine, and achieves a flow rate of approx. 15 l/min at max. 200 bar operational pressure. Drive via the on-board hydraulic system of the binder spreader. Only in conjunction with water tank. Not in conjunction with rotary compactor. (S015817)

**Option****2125694****USD****6,269.00**

The water sprinkling system generates a wall of spray mist which reduces the amount of dust given off by the binder to a minimum when spreading. The device with nozzle bar on the rear of the binder spreader is driven by a hydraulic water pump (feed quantity approx. 30 l/min.). Only in conjunction with water tank. Not in conjunction with rotary compactor. (S015815)

**Option****2137853****USD****8,748.00**

Water tank with 800 l content for supplying the water sprinkling system and/or the high-pressure cleaner. (S026493)

**Option****2233748****USD****6,019.00****Other devices**

Side underbody guard on both sides with fastening components for the truck. This is required, for example, for the authorization for driving on public roads. (S015793)

**Option****2078255****USD****2,272.00**

Long fenders for tandem axle with fixation parts. These are required, for example, for the authorization for driving on public roads. The wheel cover is also used as splash protection for the machine (S015794)

**Option****2078256****USD****3,629.00**

Short fenders for one axle with fixation parts. These are required, for example, for the authorization for driving on public roads. The wheel cover is also used as splash protection for the machine (S039203).	Option	2485541	USD	2,183.00
Rear fenders made from steel sheet for covering the rear axle tyres. (S026271)	Option	2227471	USD	6,181.00
<b>Other devices</b>				
The storage compartments on the side with 3 lockable sheet metal doors on each side of the container offer enough room for carrying tools and implements for daily on-site operation securely and close to hand on the binder spreader. Gas springs support the opening and closing of the doors. (S015821)	Standard	2125806	USD	0.00
<b>Vehicles and auxiliary equipment</b>				
Rockinger trailer hitch type 400 G 150 DIN 74051 D-value 130 kN, Dc-value 90 kN, V-value 35 kN, permitted vertical load 1000 kg. Diameter bolt / drawbar eye 40 mm, hole pattern 160 x 100 mm. Only in conjunction with frame extension. (S015836)	Option	2089914	USD	915.00
Rockinger trailer hitch type 500 G 6 DIN 74051, D-value 190 kN, Dc-value 135 kN, V-value 72.5 kN, permitted vertical load 1000 kg. Diameter bolt/drawbar eye 50 mm, hole pattern 160 x 100 mm. Only in conjunction with frame extension. (S015837)	Option	2137907	USD	2,050.00
The truck frame overhang is extended towards the rear, including installation of the customer's own rear trailer coupling and electrical power cables. This means it is possible to tow a low-loader trailer on public roads. - Only for factory fitting, only for MC models with spreading mechanism DN 230 - (S015759)	Option	2089911	USD	5,974.00
Filling chute for binder spreader device in truck with frame overhang (at least 1500 mm / 59 in). Truck must be equipped with trailer coupling, compressed air lines and electrical power cables with a 24 volt, 7-pin socket. Only in conjunction with DN230 (S039159)	Option	2485557	USD	2,213.00
Hydraulic connections on the frame extension for operating the drive-up ramps of a low-loader, incorporated in the hydraulic system of the spreading. - Only possible with truck frame extension - (S015822)	Option	2089912	USD	1,254.00
<b>Documentation</b>				
Additional set of technical documentation - UK country version (GB) (029980)	Option		USD	74.00

## Price list

# W 100 Ri

### Scope of supply – basic machine

- Engine: 6-CYLINDER DIESEL ENGINE TYPEDEUTZ TCD 6.1 L6 AG 5
- Rated engine power 2300 r.p.m.: 160 kW / 214.6 HP / 217.5 PS
- Exhaust standard: EU Stage V / US EPA Tier 4f
- Standard milling width: 3 ft 3 in / 1000 mm
- Theoretical milling depth: 1 ft / 300 mm

### SCOPE OF SUPPLY OF THE BASIC MACHINE

- Engine cover with noise insulation and flexibly decoupled engine mounting for especially quiet running and low noise emissions

### MILLING DRUM UNIT

- Automatically activating, hydraulic drive belt tensioner for reliable power transmission to the milling drum
- Hydraulically lifting side plate right and left
- Round milling drum housing and straight left side plate for optimum material transport, making for low left-over amounts when lifting out the milling drum
- The right-hand side of the milling drum housing can be easily opened for maintenance or drum change
- Optimized for quick change of the milling drum, including by using centering pins with the side door of the milling drum housing
- With automatic electrical safety shut-off for the milling drum

### LOADING OF MILLED MATERIAL

- Machine prepared for optional material loading by discharge conveyor
- Conveyor speed continuously variable
- Conveyor slewing angle right/left 25 degrees each for significantly improved loading procedures

### OPERATOR'S PLATFORM

- Operator's platform with ergonomically arranged operator's seat, control panel arranged on the right and digital milling depth indicator in the control display
- Steering console with adjustable rake and reach for ideal adaptation of the operator's platform to the operator
- Three mirrors
- Machine design permits unobstructed view of the milled edge at the right and left as well as the working area in front of the milling drum on the right
- Conveniently accessible ladder/footstep to the operator's platform with night-time lighting and especially low, folding bottom edge of the latter/footstep
- Robust anti-vandalism protection for the controls

### TRACK UNIT AND HEIGHT ADJUSTMENT

- Precise machine height adjustment in 0.04 or 0.2 in / 1 or 5 mm steps from the machine control panel
- Infinitely variable, hydraulic all-wheel drive with three speed ranges
- Digital load control, manual engageable, hydraulic differential lock (by flow distributor)
- Wide solid rubber tires for the lowest ground pressures and optimum traction
- For milling along curb edges, the rear right support wheel can be swiveled hydraulically from the operator's platform in front of the milling drum.
- Hydraulic spring-loaded brake
- Proportional height adjustment at rear

### MISCELLANEOUS

- Flexible weight concept by optional additional weights
- Particularly low machine center of gravity for high stability of the machine
- Robust and easily maintained machine chassis with optimum ground clearance and short overhangs
- Towing device

<ul style="list-style-type: none"> <li>Reversing horn</li> <li>Large tool package with lockable tool box and additional storage space for two pick containers</li> <li>Pre-fitting for installing the WITOS FleetView control unit</li> <li>European type certification, EuroTest mark and CE conformity</li> </ul>				
<b>List price ex subsidiary Wirtgen America</b>			<b>USD</b>	<b>401,186.00</b>

<b>Mandatory Options</b>				
<b>Milling drum housing</b>				
Wear-resistant milling drum housing FB1000 (3 ft 3 in) without milling drum	<b>Standard</b>	<b>2365918</b>	<b>USD</b>	<b>0.00</b>
Wear-resistant milling drum housing FB1000 (3 ft 3 in) FCS-Light, with pre-fitting for quick and easy milling drum changes with different tool spacings while keeping the same working widths, without milling drum.	<b>Option</b>	<b>2365919</b>	<b>USD</b>	<b>8,099.00</b>
Wear-resistant milling drum housing FB600 (3 ft 3 in) FCS with pre-fitting enabling a quick and easy change of the milling drums with varying spacings and milling widths, without milling drum.	<b>Option</b>	<b>2459677</b>	<b>USD</b>	<b>10,798.00</b>
<b>Milling drums / milling units</b>				
Milling drum with milling width 1000 mm / (3 ft, 3 in) milling depth max. 300 mm / 1 ft, tool spacing 15 mm / 0.6 in, equipped with quick-change toolholder system HT22 and 100 picks. For a wide range of applications, e.g. removal of surface and binder layer or complete removal of road surfaces.	<b>Standard</b>	<b>2311420</b>	<b>USD</b>	<b>0.00</b>
<b>Material depressor / milling unit seal front</b>				
Front milling drum unit seal FB1000 (3 ft 3 in) with hydraulic height and contact pressure adjustment. An overload sensor with lifting function lifts the seal briefly in case of a collision and thus prevents damage.	<b>Standard</b>	<b>2365926</b>	<b>USD</b>	<b>0.00</b>
<b>OPERATOR'S PLATFORM</b>				
Standard operator's seat with shock absorption and lengthways adjustment	<b>Standard</b>	<b>2365928</b>	<b>USD</b>	<b>0.00</b>
Comfort operator's seat incl. seat heating. The operator's seat has shock absorption, lengthways adjustment and can be swiveled through 20 degrees.	<b>Option</b>	<b>2365929</b>	<b>USD</b>	<b>1,159.00</b>
<b>OPERATOR'S PLATFORM</b>				
Flexibly mounted operator's platform, without weather canopy.	<b>Standard</b>	<b>2365930</b>	<b>USD</b>	<b>0.00</b>
Operator's platform with weather canopy and lateral weather protection elements. The weather canopy can be adjusted in height hydraulically. The transparent weather protection elements on the side on the roof and the right of the operator's platform protect the operator against the effects of weather driving in from the sides, and ensure additional comfort when working. (FB1000)	<b>Option</b>	<b>2436568</b>	<b>USD</b>	<b>10,065.00</b>



<b>Milling depth regulation</b>				
LEVEL PRO PLUS leveling system. The measurement is made using cylinder sensors on the side plate right and left. The milling depth is displayed and set intuitively on the LEVEL PRO PLUS control display. The milling depth is regulated automatically. Incl. pre-fitting for additional sensors (e.g. Rapid Slope).	Standard	2365933	USD	0.00
<b>Hydraulic connection</b>				
Machine with hydraulic pre-fitting for a discharge conveyor with screw coupling. Each contains the coupling element on the machine side and the discharge conveyor side.	Standard	2370564	USD	0.00
Machine with hydraulic pre-fitting for a discharge conveyor with quick-change coupling. For quick change of the discharge conveyor. Each contains the coupling element on the machine side and the discharge conveyor side.	Option	2370565	USD	1,218.00
<b>Material transport</b>				
Discharge conveyor 7,350 mm / 24 ft 1 in long with conveyor belt width 500 mm / 1 ft 8 in and hydraulic folding device for shortening the transport length or simplified maneuvering in narrow fields. Including an LED working light for illuminating the ejection area. Discharge conveyor including mechanical installation and removal assistance.	Standard	2370568	USD	0.00
<b>Paint</b>				
Painting in cream RAL 9001 with orange stripes. The entire base of the machine is painted in slate gray RAL 7015.	Standard	2370429	USD	0.00
Film coating in cream RAL 9001 with orange stripes. The entire base of the machine is painted in slate gray RAL 7019	Option	2893663	USD	2,333.00
The film coating is applied in RAL colors and design according to the customer's wishes. Film coating provides protection against mechanical and weather-related damage and can be removed without leaving any marks, if required	Option	2893664	USD	3,154.00
<b>Technical documentation</b>				
Technical documentation - North America country version (US)	Standard	2456347	USD	0.00
<b>Telematics</b>				
WITOS FleetView (mobile phone standard 3, 4G) includes a control unit (TCU) with a GPS receiver and the usage rights for the web application WITOS FleetView. The web access function offers a compact overview of the machine status including consumption data, working times, position data, error messages and service intervals. (The actual amount of data available depends on the machine type). The	Standard	2770403	USD	0.00

<b>Machine lighting</b>				
Lighting system consisting of 1 LED strip, 3 halogen and 8 LED working lights. The headlights illuminate the area in front of the machine, the left machine side, the area in front of the milling drum unit, the loading area, the ladder/footstep and the operator's platform. The light output of the working lights is approx. 16,700 lumen in total.	<b>Standard</b>	<b>2487612</b>	<b>USD</b>	<b>0.00</b>
High-performance lighting system consisting of 2 LED strips, 1 halogen and 12 LED working lights. The headlights illuminate the area in front of the machine, the rear of the machine, the left machine side from the front and rear, the area in front of the milling drum unit, the wheel arch, the weather canopy, the loading area, the ladder/footstep and the operator's platform. The light output of the working lights is approx. 23,300 lumen in total. LED working lights are extremely bright, shock-resistant and durable.	<b>Option</b>	<b>2487613</b>	<b>USD</b>	<b>1,042.00</b>
<b>Crawler units</b>				
The machine is equipped with a front axle for using a milling unit with a width of 1.000 mm / 1.200 mm.	<b>Standard</b>	<b>2589208</b>	<b>USD</b>	<b>0.00</b>
<b>Equipment Options</b>				
<b>Additional weight</b>				
Additional weight 400 kg / 881 lb for four-wheel machine. 100 kg / 220 lb additional weight can be mounted in each rim. The additional weight can improve working under extreme conditions, although does increase the transport weight of the machine.	<b>Option</b>	<b>2462950</b>	<b>USD</b>	<b>6,059.00</b>
<b>Advance drive</b>				
Machine (FB1000 / FB1200) equipped for increased transfer speed with more powerful hydraulic components (up to 7,5 km/h / 4,5 mph). Construction site operations are significantly faster due to the increased transfer speed of the machine.	<b>Standard</b>	<b>2370563</b>	<b>USD</b>	<b>0.00</b>
Machine equipped with precision steering (FB1000/1200). Proportional push-buttons on the multi-function armrest enable the machine to be steered more precisely.	<b>Standard</b>	<b>2478483</b>	<b>USD</b>	<b>0.00</b>
Equipment of the machine with precision steering (FB600). Pushbuttons on the multi-function armrests with a proportional response permit more precise steering of the machine.	<b>Option</b>	<b>2592468</b>	<b>USD</b>	<b>1,453.00</b>

<b>Milling drum assembly options</b>				
Overload sensor on the scraper FB1000/1200 for automatic lifting function in case of obstacles. Effectively prevents the scraper from sinking into the loose sub-base, as well as getting stuck on obstacles.	Option	2478481	USD	1,966.00
Active floating position on the side plate right and left by continuous comparison between the milling depth and position of the side plate. If required, the side plate is lifted briefly to prevent tilting or sinking into a soft sub-base. (Only possible in conjunction with LEVEL PRO PLUS.)	Option	2478486	USD	1,878.00
<b>Device for milling drum change</b>				
Milling drum assembly trolley for milling drums up to FB1300 (4 ft 3 in), for straightforward milling drum change	Option	105240	USD	2,964.00
Assembly aid for the fast milling drum change	Option	101056	USD	1,438.00
<b>Additional milling units</b>				
FCS milling unit FB400 (15,75") LA15, with quick-change toolholder system HT22, milling depth max. 0 ft 11 in / 300 mm, equipped with 59 RS picks, including scraper bottom part FB400 (15,75")	Option	2478482	USD	19,807.00
FCS milling unit FB500 (20") LA15, with quick-change toolholder system HT22, milling depth max. 0 ft 11 in / 300 mm, equipped with 65 RS picks, including scraper bottom part FB500 (20")	Option	2478484	USD	20,731.00
<b>Cold-start device</b>				
Electrical preheating of the fuel filter to maintain the flow of fuel at low outside temperatures. Serves to guarantee machine operation at temperatures below 0 32 degrees Fahrenheit (0 degrees Celsius).	Option	2468568	USD	440.00
<b>Options for belt conveyor</b>				
Hydraulic coupler on conveyor side for mounting on an additional discharge conveyor. For use on a machine pre-equipped with screw coupling.	Option	2370616	USD	191.00

<b>Lateral slope control</b>				
Expansion of the LEVEL PRO PLUS leveling system by a RAPID SLOPE sensor. Ideal, for example for aligning the machine in a defined lateral tilt on a one-sided reference.	Option	2370620	USD	4,504.00
Expansion of the LEVEL PRO PLUS leveling system by a leveling boom that can be moved out on the left side. The boom can be moved out hydraulically if required by up to 43 in / 1,080 mm and mechanically by a further 40 in / 1,020 mm. Including sensor and cable as well as LED position lights for indicating the moved-out boom.	Option	2417339	USD	6,192.00
<b>Water system / spraying agent system</b>				
Hydraulically driven water filler pump. For rapid filling of the water tank. The filler pump is located in an easily accessible position and is protected in the storage compartment at the ladder/footstep to the operator's platform.	Option	2511836	USD	3,052.00
<b>Pick changing aids</b>				
Hydraulically driven pick ejector, including the holder and required electrical and hydraulic connections. Ideal for convenient, fast and low-noise pick changes.	Option	2370621	USD	3,903.00
<b>Wirtgen information and diagnostic system</b>				
Equipment of the machine with job data acquisition. The information is shown in the control display.	Standard	2410294	USD	0.00
<b>Camera system</b>				
Monitor system as maneuvering aid with two cameras and screen. A camera is mounted on the discharge conveyor and displays the loading of the truck. The 2nd camera shows the area in front of the milling drum housing. The camera images are displayed on the screen.	Option	2487627	USD	5,590.00
<b>Other devices</b>				
License plate holder with LED lighting to comply with country-specific regulations.	Option	2655778	USD	499.00
<b>Documentation</b>				
Additional set of technical documentation - North America country version (US)	Option		USD	88.00
Spare part and application documentation English (EN)	Option		USD	15.00

## Price list

# W 100 Xfi - FCS

### Scope of supply – basic machine

- Engine: 6-CYLINDER DIESEL ENGINE TYPE CUMMINS QSL9 C-300
- Rated engine power 2100 r.p.m.: 248 kW / 333 HP / 337 PS
- Maximum power at 1900 r.p.m.: 257 kW / 345 HP / 350 PS
- Exhaust standard: US EPA Tier 4f
- Standard milling width: 3 ft 3 in / 1000 mm
- Theoretical milling depth: 1 ft 1 in / 330 mm

### STANDARD EQUIPMENT

- Base machine with engine
- Mechanically opening engine hood with noise insulation
- Radiator with temperature-dependent fan speed
- Highly effective noise insulation throughout the engine compartment
- Automatic engine speed adjustment depending on machine load
- Elastically mounted engine station with low vibration and low noise

### MILLING DRUM HOUSING

- The right-hand side of the milling drum housing can be easily opened for maintenance or drum change
- Hydraulically operated rear scraper with mechanical locking

### LOADING OF MILLED MATERIAL

- Discharge conveyor swing angle: 60 degrees left – 60 degrees right
- Hydraulically foldable discharge conveyor with two swing speeds, including adjustable conveyor speed for precise loading

### MACHINE CONTROL AND LEVELLING SYSTEM

- Digital milling depth indicator on machine control panel
- LEVEL PRO PLUS leveling system right and left
- RAPID SLOPE cross-slope sensor for LEVEL PRO ACTIVE leveling system
- Precise machine height adjustment in increments of 1 or 5 mm via the machine's main control panel
- Digital load control, can be engaged manually, hydraulic differential lock (via flow divider)

### OPERATOR'S PLATFORM

- Hydraulically extendable operator's platform for optimum view of the working area
- Steering console with adjustable rake and reach for ideal adaptation of the operator's platform to the operator
- Slender machine design permits unobstructed view of the milled edge as well as the working area in front of the milling drum on the right
- Conveniently accessible ladder/footstep to the operator's platform with night-time lighting and especially low bottom edge of the latter/footstep
- Robust anti-vandalism protection for the controls
- Mirror package consisting of front left and right rear-view mirrors and a forward-facing mirror to the left of the operator's platform
- Reversing horn with clearly audible signal
- Illuminated control panel / nighttime design
- Scraper height indicator on control panel

### TRACK UNIT AND HEIGHT ADJUSTMENT

- Dual-speed hydraulic height adjustment of front and rear track units

### MISCELLANEOUS

- Large tool package
- Towing device
- Generously sized water and diesel tanks

- Comprehensive safety package with several EMERGENCY STOP switches
- Pre-fitting for installing the WITOS FleetView control unit
- European type certification, EuroTest mark and CE conformity

**List price ex subsidiary Wirtgen America**

**USD**

**636,551.00**

## **Mandatory Options**

### **Crawler units**

Configuration with 4 driven track units. The two front track units are steered. The track unit at the rear right is hydraulically slewing and also steers. Traveling speed max. 3.6 mph / 5.8 km/h.

**Standard**

**2777141**

**USD**

**0.00**

### **Milling drum housing**

Wear-resistant milling drum housing FB1000 (3 ft 3 in) FCS with pre-fitting enabling a quick and easy change of the milling drums with varying spacings and milling widths, without milling drum.

**Standard**

**2336166**

**USD**

**0.00**

### **Milling drums / milling units**

FCS milling drum with milling width 1000 mm / 3 ft / 3 in, tool spacing 15 mm / 19/32 in, equipped with quick-change toolholder system HT22 and 99 picks. For a wide range of applications, e.g. removal of surface and binder layer, complete removal of road surfaces or concrete milling work.

**Standard**

**2308062**

**USD**

**0.00**

### **OPERATOR'S PLATFORM**

Standard operator's seat with shock absorption and lengthways adjustment

**Standard**

**2412488**

**USD**

**0.00**

### **Hydraulic connection**

Machine with hydraulic pre-fitting for a discharge conveyor with screw coupling. Each contains the coupling element on the machine side and the discharge conveyor side.

**Standard**

**2412477**

**USD**

**0.00**

### **Material transport**

Discharge conveyor 26 ft 9 in / 8,150 mm long with conveyor belt width 2 ft / 600 mm and hydraulic folding device for shortening the transport length or simplified maneuvering in narrow fields.

**Standard**

**2336175**

**USD**

**0.00**

<b>Paint</b>				
Film coating in cream RAL 9001 with orange stripes. The entire base of the machine is painted in slate gray RAL 7019	Standard	2863382	USD	0.00
The film coating is applied in RAL colors and design according to the customer's wishes. Film coating provides protection against mechanical and weather-related damage and can be removed without leaving any marks, if required	Option	2863384	USD	1,482.00
<b>Technical documentation</b>				
Technical documentation - North America country version (US)	Standard	2456347	USD	0.00
<b>Telematics</b>				
WITOS FleetView (mobile phone standard 3, 4G) includes a control unit (TCU) with a GPS receiver and the usage rights for the web application WITOS FleetView. The web access function offers a compact overview of the machine status including consumption data, working times, position data, error messages and service intervals. (The actual amount of data available depends on the machine type). The availability of WITOS FleetView is guaranteed for 3 years from the date of delivery.	Standard	2770403	USD	0.00
<b>Machine lighting</b>				
Lighting system consisting of 4 halogen and 8 LED working lights. The headlights illuminate the area in front of the machine, both machine sides, the area in front of the milling drum unit, the loading area, the ladder/footstep and the operator's platform. The light output of the working lights is approx. 19,500 lumen in total.	Standard	2487614	USD	0.00
High-performance lighting system consisting of 1 halogen and 14 LED working lights. The headlights illuminate the area in front of and behind the machine, both machine sides, the area in front of the milling drum unit, the loading area, the weather canopy, the ladder/footstep and the operator's platform. The light output of the working lights is approx. 26,300 lumen in total. LED working lights are extremely bright, shock-resistant and durable.	Option	2487615	USD	1,056.00

Equipment Options				
<b>Exhaust air filter</b>				
VCS – vacuum cutting system on the discharge conveyor for the extraction of fine material particles and water vapor from the sealed milling drum unit.	Option	2336913	USD	9,302.00
<b>Advance drive</b>				
Equipment of the machine with precision steering. Pushbuttons on the multi-function armrests with a proportional response permit more precise steering of the machine.	Standard	2478488	USD	0.00
<b>Equipment operator's platform</b>				
Operator's platform with weather canopy. The weather canopy is hydraulically adjustable in height and provides additional comfort during on-site operation. Including LED working light for illuminating the footstep. (Only in conjunction with electrohydraulic unit.)	Option	2336173	USD	9,185.00
<b>Milling drum assembly options</b>				
Overload sensor on the scraper FB1000 for automatic lifting function in case of obstacles. Effectively prevents the scraper from sinking into the loose sub-base, as well as getting stuck on obstacles.	Option	2478485	USD	3,052.00
Active floating position on the side plate right and left by continuous comparison between the milling depth and position of the side plate. If required, the side plate is lifted briefly to prevent tilting or sinking into a soft sub-base. (Only possible in conjunction with LEVEL PRO PLUS.)	Standard	2478486	USD	0.00
<b>Side milling ring</b>				
Pre-fitting for using a deep milling unit, including all necessary electro, hydraulic and water connections.	Option	2596465	USD	2,347.00
<b>Additional milling units</b>				
FCS tandem scraper FB1000 (39") with necessary hydraulic and electrical systems. For the use of milling drums smaller than FB1000 (39"). The min. milling width for material loading onto the loading belt is	Standard	2351463	USD	0.00
FCS milling unit FB300 (12") LA15, with quick-change toolholder system HT22, milling depth max. 11 in / 280 mm, equipped with 61 RS picks, including scraper bottom part FB300 (12")	Option	2308611	USD	16,873.00
FCS milling unit FB600 (24") LA12, with quick-change toolholder system HT22, milling depth max. 11 in / 280 mm, equipped with 79 picks, including scraper bottom part FB600 (24")	Option	2308615	USD	27,290.00
<b>Cold-start device</b>				
Electrical preheating of the fuel filter to maintain the flow of fuel at low outside temperatures. Serves to guarantee machine operation at temperatures below 0 32 degrees Fahrenheit (0 degrees Celsius).	Option	2377357	USD	836.00



<b>Options for belt conveyor</b>				
Signal lights for visual "stop" and "go" instructions for the truck driver without the use of a horn. The signal lights can be folded in hydraulically from the operator's platform.	Option	2409818	USD	7,204.00
<b>Leveling</b>				0.00
Expansion of the LEVEL PRO PLUS leveling system by a SONIC SKI sensor. Ideal for contact-free wire and soil scanning. Including connection cable and holder.	Option	2352878	USD	6,456.00
<b>Leveling</b>				
Expansion of the leveling system for multiplex system package 3-way right, including 2 x ultrasonic sensors, and connection cable. (FB1000/1200)	Option	2544246	USD	4,622.00
Expansion of the leveling system to make multiplex system package 3-way right and 3-way left, including 4 x ultrasonic sensors and connection cable. (FB1000/1200)	Option	2544249	USD	9,243.00
<b>Attachments</b>				
Battery-operated electro-hydraulic unit for operation of the machine hydraulics with the diesel engine switched off. (e.g. height adjustment of weather canopy, milling drum rotation device and hydraulic pick extractor drift)	Standard	2412494	USD	0.00
<b>Water system</b>				
Hydraulically operated high-pressure water cleaner with a maximum performance of 15 l/min at 150 bar pressure. Ideal for daily cleaning of the machine.	Option	2336231	USD	4,402.00
<b>Pick changing aids</b>				
Milling drum rotation device with electrohydraulic milling drum drive for slowly turning the milling drum during pick replacement.	Standard	2352893	USD	0.00
<b>Wirtgen information and diagnostic system</b>				
Equipment of the machine with job data acquisition. The information is shown in the control display.	Standard	2410294	USD	0.00
<b>Camera system</b>				
Monitor system as maneuvering aid with 2 cameras and screen. A camera is mounted on the discharge conveyor and displays the loading of the truck. The 2nd camera shows the area in front of the milling drum housing. The camera images are displayed	Option	2487637	USD	6,192.00
<b>Other devices</b>				
License plate holder with LED lighting to comply with country-specific regulations.	Option	2659037	USD	499.00
<b>Documentation</b>				
Additional set of technical documentation - North America country version (US)	Option		USD	88.00
Spare part and application documentation English (EN)	Option		USD	15.00

**Price list****W 100 Xfi - Non FCS****Scope of supply – basic machine**

- Engine: 6-CYLINDER DIESEL ENGINE TYPE CUMMINS QSL9 C-300
- Rated engine power 2100 r.p.m.: 248 kW / 333 HP / 337 PS
- Maximum power at 1900 r.p.m.: 257 kW / 345 HP / 350 PS
- Exhaust standard: US EPA Tier 4f
- Standard milling width: 3 ft 3 in / 1000 mm
- Theoretical milling depth: 1 ft 1 in / 330 mm

**STANDARD EQUIPMENT**

- Base machine with engine
- Mechanically opening engine hood with noise insulation
- Radiator with temperature-dependent fan speed
- Highly effective noise insulation throughout the engine compartment
- Automatic engine speed adjustment depending on machine load
- Elastically mounted engine station with low vibration and low noise

**MILLING DRUM HOUSING**

- The right-hand side of the milling drum housing can be easily opened for maintenance or drum change
- Hydraulically operated rear scraper with mechanical locking

**LOADING OF MILLED MATERIAL**

- Discharge conveyor swing angle: 60 degrees left – 60 degrees right
- Hydraulically foldable discharge conveyor with two swing speeds, including adjustable conveyor speed for precise loading

**MACHINE CONTROL AND LEVELLING SYSTEM**

- Digital milling depth indicator on machine control panel
- LEVEL PRO PLUS leveling system right and left
- RAPID SLOPE cross-slope sensor for LEVEL PRO ACTIVE leveling system
- Precise machine height adjustment in increments of 1 or 5 mm via the machine's main control panel
- Digital load control, can be engaged manually, hydraulic differential lock (via flow divider)

**OPERATOR'S PLATFORM**

- Hydraulically extendable operator's platform for optimum view of the working area
- Steering console with adjustable rake and reach for ideal adaptation of the operator's platform to the operator
- Slender machine design permits unobstructed view of the milled edge as well as the working area in front of the milling drum on the right
- Conveniently accessible ladder/footstep to the operator's platform with night-time lighting and especially low bottom edge of the latter/footstep
- Robust anti-vandalism protection for the controls
- Mirror package consisting of front left and right rear-view mirrors and a forward-facing mirror to the left of the operator's platform
- Reversing horn with clearly audible signal
- Illuminated control panel / nighttime design
- Scraper height indicator on control panel

**TRACK UNIT AND HEIGHT ADJUSTMENT**

- Dual-speed hydraulic height adjustment of front and rear track units

**MISCELLANEOUS**

- Large tool package
- Towing device
- Generously sized water and diesel tanks

- Comprehensive safety package with several EMERGENCY STOP switches
- Pre-fitting for installing the WITOS FleetView control unit
- European type certification, EuroTest mark and CE conformity

**List price ex subsidiary Wirtgen America** **USD** **614,661.00**

#### Mandatory Options

##### Crawler units

Configuration with 4 driven track units. The two front track units are steered. The track unit at the rear right is hydraulically slewing and also steers. Traveling speed max. 3.6 mph / 5.8 km/h.	<b>Standard</b>	<b>2777141</b>	<b>USD</b>	<b>0.00</b>
---	-----------------	----------------	------------	-------------

##### Milling drum housing

Wear-resistant milling drum housing FB1000 (3 ft 3 in) without milling drum	<b>Standard</b>	<b>2336164</b>	<b>USD</b>	<b>0.00</b>
---	-----------------	----------------	------------	-------------

##### Milling drums / milling units

Milling drum with milling width 1000 mm / 3 ft / 3 in, tool spacing 15 mm / 19/32 in, equipped with quick-change toolholder system HT22 and 99 picks. For a wide range of applications, e.g. removal of surface and binder layer, complete removal of road surfaces or concrete milling work.	<b>Standard</b>	<b>2308576</b>	<b>USD</b>	<b>0.00</b>
---	-----------------	----------------	------------	-------------

##### OPERATOR'S PLATFORM

Standard operator's seat with shock absorption and lengthways adjustment	<b>Standard</b>	<b>2412488</b>	<b>USD</b>	<b>0.00</b>
--	-----------------	----------------	------------	-------------

##### Hydraulic connection

Machine with hydraulic pre-fitting for a discharge conveyor with screw coupling. Each contains the coupling element on the machine side and the discharge conveyor side.	<b>Standard</b>	<b>2412477</b>	<b>USD</b>	<b>0.00</b>
--	-----------------	----------------	------------	-------------

##### Material transport

Discharge conveyor 26 ft 9 in / 8,150 mm long with conveyor belt width 2 ft / 600 mm and hydraulic folding device for shortening the transport length or simplified maneuvering in narrow fields.	<b>Standard</b>	<b>2336175</b>	<b>USD</b>	<b>0.00</b>
---	-----------------	----------------	------------	-------------

##### Paint

Film coating in cream RAL 9001 with orange stripes. The entire base of the machine is painted in slate gray RAL 7019	<b>Standard</b>	<b>2863382</b>	<b>USD</b>	<b>0.00</b>
--	-----------------	----------------	------------	-------------

The film coating is applied in RAL colors and design according to the customer's wishes. Film coating provides protection against mechanical and weather-related damage and can be removed without leaving any marks, if required	<b>Option</b>	<b>2863384</b>	<b>USD</b>	<b>1,482.00</b>
---	---------------	----------------	------------	-----------------

<b>Technical documentation</b>				
Technical documentation - North America country version (US)	Standard	2456347	USD	0.00
<b>Telematics</b>				
WITOS FleetView (mobile phone standard 3, 4G) includes a control unit (TCU) with a GPS receiver and the usage rights for the web application WITOS FleetView. The web access function offers a compact overview of the machine status including consumption data, working times, position data, error messages and service intervals. (The actual amount of data available depends on the machine type). The availability of WITOS FleetView is guaranteed for 3 years from the date of delivery.	Standard	2770403	USD	0.00
<b>Machine lighting</b>				
Lighting system consisting of 4 halogen and 8 LED working lights. The headlights illuminate the area in front of the machine, both machine sides, the area in front of the milling drum unit, the loading area, the ladder/footstep and the operator's platform. The light output of the working lights is approx. 19,500 lumen in total.	Standard	2487614	USD	0.00
High-performance lighting system consisting of 1 halogen and 14 LED working lights. The headlights illuminate the area in front of and behind the machine, both machine sides, the area in front of the milling drum unit, the loading area, the weather canopy, the ladder/footstep and the operator's platform. The light output of the working lights is approx. 26,300 lumen in total. LED working lights are extremely	Option	2487615	USD	1,056.00
<b>Equipment Options</b>				
<b>Exhaust air filter</b>				
VCS – vacuum cutting system on the discharge conveyor for the extraction of fine material particles and water vapor from the sealed milling drum unit.	Option	2336913	USD	9,302.00
<b>Advance drive</b>				
Equipment of the machine with precision steering. Pushbuttons on the multi-function armrests with a proportional response permit more precise steering of the machine.	Standard	2478488	USD	0.00
<b>Equipment operator's platform</b>				
Operator's platform with weather canopy. The weather canopy is hydraulically adjustable in height and provides additional comfort during on-site operation. Including LED working light for illuminating the footstep. (Only in conjunction with electrohydraulic unit.)	Option	2336173	USD	9,185.00

<b>Milling drum assembly options</b>				
Overload sensor on the scraper FB1000 for automatic lifting function in case of obstacles. Effectively prevents the scraper from sinking into the loose sub-base, as well as getting stuck on obstacles.	Option	2478485	USD	3,052.00
Active floating position on the side plate right and left by continuous comparison between the milling depth and position of the side plate. If required, the side plate is lifted briefly to prevent tilting or sinking into a soft sub-base. (Only possible in conjunction with LEVEL PRO PLUS.)	Standard	2478486	USD	0.00
<b>Side milling ring</b>				
Pre-fitting for using a deep milling unit, including all necessary electro, hydraulic and water connections.	Option	2596465	USD	2,347.00
<b>Cold-start device</b>				
Electrical preheating of the fuel filter to maintain the flow of fuel at low outside temperatures. Serves to guarantee machine operation at temperatures below 0 32 degrees Fahrenheit (0 degrees Celsius).	Option	2377357	USD	836.00
<b>Options for belt conveyor</b>				
Signal lights for visual "stop" and "go" instructions for the truck driver without the use of a horn. The signal lights can be folded in hydraulically from the operator's platform.	Option	2409818	USD	7,204.00
<b>Leveling</b>				
Expansion of the LEVEL PRO PLUS leveling system by a SONIC SKI sensor. Ideal for contact-free wire and soil scanning. Including connection cable and holder.	Option	2352878	USD	6,456.00
<b>Leveling</b>				
Expansion of the leveling system for multiplex system package 3-way right, including 2 x ultrasonic sensors, and connection cable. (FB1000/1200)	Option	2544246	USD	4,622.00
Expansion of the leveling system to make multiplex system package 3-way right and 3-way left, including 4 x ultrasonic sensors and connection cable. (FB1000/1200)	Option	2544249	USD	9,243.00
<b>Attachments</b>				
Battery-operated electro-hydraulic unit for operation of the machine hydraulics with the diesel engine switched off. (e.g. height adjustment of weather canopy, milling drum rotation device and hydraulic pick extractor drift)	Standard	2412494	USD	0.00
<b>Water system</b>				
Hydraulically operated high-pressure water cleaner with a maximum performance of 15 l/min at 150 bar pressure. Ideal for daily cleaning of the machine.	Option	2336231	USD	4,402.00

<b>Pick changing aids</b>				
Milling drum rotation device with electrohydraulic milling drum drive for slowly turning the milling drum during pick replacement.	Standard	2352893	USD	0.00
<b>Wirtgen information and diagnostic system</b>				
Equipment of the machine with job data acquisition. The information is shown in the control display.	Standard	2410294	USD	0.00
<b>Camera system</b>				
Monitor system as maneuvering aid with 2 cameras and screen. A camera is mounted on the discharge conveyor and displays the loading of the truck. The 2nd camera shows the area in front of the milling drum housing. The camera images are displayed on the screen.	Option	2487637	USD	6,192.00
<b>Other devices</b>				
License plate holder with LED lighting to comply with country-specific regulations.	Option	2659037	USD	499.00
<b>Documentation</b>				
Additional set of technical documentation - North America country version (US)	Option		USD	88.00
Spare part and application documentation English (EN)	Option		USD	15.00

## Price list

# W 120 Ri

### Scope of supply – basic machine

- Engine: 6-CYLINDER DIESEL ENGINE TYPEDEUTZ TCD 6.1 L6 AG 5
- Rated engine power 2300 r.p.m.: 160 kW / 214.6 HP / 217.5 PS
- Exhaust standard: EU Stage V / US EPA Tier 4f
- Standard milling width: 3 ft 11 in / 1200 mm
- Theoretical milling depth: 1 ft / 300 mm

### SCOPE OF SUPPLY OF THE BASIC MACHINE

- Engine cover with noise insulation and flexibly decoupled engine mounting for especially quiet running and low noise emissions

### MILLING DRUM UNIT

- Automatically activating, hydraulic drive belt tensioner for reliable power transmission to the milling drum
- Hydraulically lifting side plate right and left
- Round milling drum housing and straight left side plate for optimum material transport, making for low left-over amounts when lifting out the milling drum
- The right-hand side of the milling drum housing can be easily opened for maintenance or drum change
- Optimized for quick change of the milling drum, including by using centering pins with the side door of the milling drum housing
- With automatic electrical safety shut-off for the milling drum

### LOADING OF MILLED MATERIAL

- Machine prepared for optional material loading by discharge conveyor
- Conveyor speed continuously variable
- Conveyor slewing angle right/left 25 degrees each for significantly improved loading procedures

### OPERATOR'S PLATFORM

- Operator's platform with ergonomically arranged operator's seat, control panel arranged on the right and digital milling depth indicator in the control display
- Steering console with adjustable rake and reach for ideal adaptation of the operator's platform to the operator
- Three mirrors
- Machine design permits unobstructed view of the milled edge at the right and left as well as the working area in front of the milling drum on the right
- Conveniently accessible ladder/footstep to the operator's platform with night-time lighting and especially low, folding bottom edge of the latter/footstep
- Robust anti-vandalism protection for the controls

### TRACK UNIT AND HEIGHT ADJUSTMENT

- Precise machine height adjustment in 0.04 or 0.2 in / 1 or 5 mm steps from the machine control panel
- Infinitely variable, hydraulic all-wheel drive with three speed ranges
- Digital load control, manual engageable, hydraulic differential lock (by flow distributor)
- Wide solid rubber tires for the lowest ground pressures and optimum traction
- For milling along curb edges, the rear right support wheel can be swiveled hydraulically from the operator's platform in front of the milling drum.
- Hydraulic spring-loaded brake
- Proportional height adjustment at rear

### MISCELLANEOUS

- Flexible weight concept by optional additional weights
- Particularly low machine center of gravity for high stability of the machine
- Robust and easily maintained machine chassis with optimum ground clearance and short overhangs
- Towing device

<ul style="list-style-type: none"> <li>Reversing horn</li> <li>Large tool package with lockable tool box and additional storage space for two pick containers</li> <li>Pre-fitting for installing the WITOS FleetView control unit</li> <li>European type certification, EuroTest mark and CE conformity</li> </ul>				
<b>List price ex subsidiary Wirtgen America</b>			<b>USD</b>	<b>410,576.00</b>

<b>Mandatory Options</b>				
<b>Milling drum housing</b>				
Wear-resistant milling drum housing FB1200 (3 ft 11 in) without milling drum	<b>Standard</b>	<b>2365921</b>	<b>USD</b>	<b>0.00</b>
Wear-resistant milling drum housing FB1200 (3 ft 11 in) FCS-Light, with pre-fitting enabling a quick and easy change of milling drums with varying spacings and equal milling widths, without milling drum.	<b>Option</b>	<b>2365922</b>	<b>USD</b>	<b>8,099.00</b>
<b>Milling drums / milling units</b>				
Milling drum with milling width 1200 mm / (3 ft 11 in), tool spacing 18 mm / 45/64 in, equipped with quick-change toolholder system HT22 and 101 picks. For a wide range of applications, e.g. removal of surface and binder layer or complete removal of road surfaces.	<b>Standard</b>	<b>2371942</b>	<b>USD</b>	<b>0.00</b>
<b>Material depressor / milling unit seal front</b>				
Front milling drum unit seal FB1200 (3 ft 11 in) with hydraulic height and contact pressure adjustment. An overload sensor with lifting function lifts the seal briefly in case of a collision and thus prevents damage.	<b>Standard</b>	<b>2365927</b>	<b>USD</b>	<b>0.00</b>
<b>OPERATOR'S PLATFORM</b>				
Standard operator's seat with shock absorption and lengthways adjustment	<b>Standard</b>	<b>2365928</b>	<b>USD</b>	<b>0.00</b>
Comfort operator's seat incl. seat heating. The operator's seat has shock absorption, lengthways adjustment and can be swiveled through 20 degrees.	<b>Option</b>	<b>2365929</b>	<b>USD</b>	<b>1,159.00</b>
<b>OPERATOR'S PLATFORM</b>				
Flexibly mounted operator's platform, without weather canopy.	<b>Standard</b>	<b>2365930</b>	<b>USD</b>	<b>0.00</b>
Operator's platform with weather canopy and lateral weather protection elements. The weather canopy can be adjusted in height hydraulically. The transparent weather protection elements on the side on the roof and the right of the operator's platform protect the operator against the effects of weather driving in from the sides, and ensure additional comfort when working. (FB1000)	<b>Option</b>	<b>2436568</b>	<b>USD</b>	<b>10,065.00</b>



Operator's platform with weather canopy and lateral weather protection elements. The weather canopy can be adjusted in height hydraulically. The transparent weather protection elements on the side on the roof and the right of the operator's platform protect the operator against the effects of weather driving in from the sides, and ensure additional comfort when working. (FB1200)	<b>Option</b>	<b>2523456</b>	<b>USD</b>	<b>10,358.00</b>
<b>Milling depth regulation</b>				
LEVEL PRO PLUS leveling system. The measurement is made using cylinder sensors on the side plate right and left. The milling depth is displayed and set intuitively on the LEVEL PRO PLUS control display. The milling depth is regulated automatically. Incl. pre-fitting for additional sensors (e.g. Rapid Slope).	<b>Standard</b>	<b>2365933</b>	<b>USD</b>	<b>0.00</b>
<b>Hydraulic connection</b>				
Machine with hydraulic pre-fitting for a discharge conveyor with screw coupling. Each contains the coupling element on the machine side and the discharge conveyor side.	<b>Standard</b>	<b>2370564</b>	<b>USD</b>	<b>0.00</b>
Machine with hydraulic pre-fitting for a discharge conveyor with quick-change coupling. For quick change of the discharge conveyor. Each contains the coupling element on the machine side and the discharge conveyor side.	<b>Option</b>	<b>2370565</b>	<b>USD</b>	<b>1,218.00</b>
<b>Material transport</b>				
Discharge conveyor 7,350 mm / 24 ft 1 in long with conveyor belt width 500 mm / 1 ft 8 in and hydraulic folding device for shortening the transport length or simplified maneuvering in narrow fields. Including an LED working light for illuminating the ejection area. Discharge conveyor including mechanical installation and removal assistance.	<b>Standard</b>	<b>2370568</b>	<b>USD</b>	<b>0.00</b>
<b>Paint</b>				
Painting in cream RAL 9001 with orange stripes. The entire base of the machine is painted in slate gray RAL 7015.	<b>Standard</b>	<b>2459686</b>	<b>USD</b>	<b>0.00</b>
Film coating in cream RAL 9001 with orange stripes. The entire base of the machine is painted in slate gray RAL 7019	<b>Option</b>	<b>2893665</b>	<b>USD</b>	<b>2,333.00</b>
The film coating is applied in RAL colors and design according to the customer's wishes. Film coating provides protection against mechanical and weather-related damage and can be removed without leaving any marks, if required	<b>Option</b>	<b>2893666</b>	<b>USD</b>	<b>3,154.00</b>
<b>Technical documentation</b>				
Technical documentation - North America country version (US)	<b>Standard</b>	<b>2456347</b>	<b>USD</b>	<b>0.00</b>

<b>Telematics</b>				
WITOS FleetView (mobile phone standard 3, 4G) includes a control unit (TCU) with a GPS receiver and the usage rights for the web application WITOS FleetView. The web access function offers a compact overview of the machine status including consumption data, working times, position data, error messages and service intervals. (The actual amount of data available depends on the machine type). The availability of WITOS FleetView is guaranteed for 3 years from the date of delivery.	Standard	2770403	USD	0.00
<b>Machine lighting</b>				
Lighting system consisting of 1 LED strip, 3 halogen and 8 LED working lights. The headlights illuminate the area in front of the machine, the left machine side, the area in front of the milling drum unit, the loading area, the ladder/footstep and the operator's platform. The light output of the working lights is approx. 16,700 lumen in total.	Standard	2487612	USD	0.00
High-performance lighting system consisting of 2 LED strips, 1 halogen and 12 LED working lights. The headlights illuminate the area in front of the machine, the rear of the machine, the left machine side from the front and rear, the area in front of the milling drum unit, the wheel arch, the weather canopy, the loading area, the ladder/footstep and the operator's platform. The light output of the working lights is approx. 23,300 lumen in total. LED working lights are extremely bright, shock-resistant and durable.	Option	2487613	USD	1,042.00
<b>Crawler units</b>				
The machine is equipped with a front axle for using a milling unit with a width of 1.000 mm / 1.200 mm.	Standard	2589208	USD	0.00
<b>Equipment Options</b>				
<b>Additional weight</b>				
Additional weight 400 kg / 881 lb for four-wheel machine. 100 kg / 220 lb additional weight can be mounted in each rim. The additional weight can improve working under extreme conditions, although does increase the transport weight of the machine.	Option	2462950	USD	6,059.00

<b>Advance drive</b>				
Machine (FB1000 / FB1200) equipped for increased transfer speed with more powerful hydraulic components (up to 7,5 km/h / 4,5 mph). Construction site operations are significantly faster due to the increased transfer speed of the machine.	Standard	2370563	USD	0.00
Machine equipped with precision steering (FB1000/1200). Proportional push-buttons on the multi-function armrest enable the machine to be steered more precisely.	Standard	2478483	USD	0.00
<b>Milling drum assembly options</b>				
Overload sensor on the scraper FB1000/1200 for automatic lifting function in case of obstacles. Effectively prevents the scraper from sinking into the loose sub-base, as well as getting stuck on obstacles.	Option	2478481	USD	1,966.00
Active floating position on the side plate right and left by continuous comparison between the milling depth and position of the side plate. If required, the side plate is lifted briefly to prevent tilting or sinking into a soft sub-base. (Only possible in conjunction with LEVEL PRO PLUS.)	Option	2478486	USD	1,878.00
<b>Device for milling drum change</b>				
Milling drum assembly trolley for milling drums up to FB1300 (4 ft 3 in), for straightforward milling drum change	Option	105240	USD	2,964.00
Assembly aid for the fast milling drum change	Option	101056	USD	1,438.00
<b>Cold-start device</b>				
Electrical preheating of the fuel filter to maintain the flow of fuel at low outside temperatures. Serves to guarantee machine operation at temperatures below 0 32 degrees Fahrenheit (0 degrees Celsius).	Option	2468568	USD	440.00
<b>Options for belt conveyor</b>				
Hydraulic coupler on conveyor side for mounting on an additional discharge conveyor. For use on a machine pre-equipped with screw coupling.	Option	2370616	USD	191.00
<b>Lateral slope control</b>				
Expansion of the LEVEL PRO PLUS leveling system by a RAPID SLOPE sensor. Ideal, for example for aligning the machine in a defined lateral tilt on a one-sided reference.	Option	2370620	USD	4,504.00

Expansion of the LEVEL PRO PLUS leveling system by a leveling boom that can be moved out on the left side. The boom can be moved out hydraulically if required by up to 43 in / 1,080 mm and mechanically by a further 40 in / 1,020 mm. Including sensor and cable as well as LED position lights for indicating the moved-out boom.	Option	2417339	USD	6,192.00
<b>Water system / spraying agent system</b>				
Hydraulically driven water filler pump. For rapid filling of the water tank. The filler pump is located in an easily accessible position and is protected in the storage compartment at the ladder/footstep to the operator's platform.	Option	2511836	USD	3,052.00
<b>Pick changing aids</b>				
Hydraulically driven pick ejector, including the holder and required electrical and hydraulic connections. Ideal for convenient, fast and low-noise pick changes.	Option	2370621	USD	3,903.00
<b>Wirtgen information and diagnostic system</b>				
Equipment of the machine with job data acquisition. The information is shown in the control display.	Standard	2410294	USD	0.00
<b>Camera system</b>				
Monitor system as maneuvering aid with two cameras and screen. A camera is mounted on the discharge conveyor and displays the loading of the truck. The 2nd camera shows the area in front of the milling drum housing. The camera images are displayed on the screen.	Option	2487627	USD	5,590.00
<b>Other devices</b>				
License plate holder with LED lighting to comply with country-specific regulations.	Option	2655778	USD	499.00
<b>Documentation</b>				
Additional set of technical documentation - North America country version (US)	Option		USD	88.00
Spare part and application documentation English (EN)	Option		USD	15.00

**Price list****W 120 Xfi - FCS****Scope of supply – basic machine**

- Engine: 6-CYLINDER DIESEL ENGINE TYPE CUMMINS QSL9 C-300
- Rated engine power 2100 r.p.m.: 248 kW / 333 HP / 337 PS
- Maximum power at 1900 r.p.m.: 257 kW / 345 HP / 350 PS
- Exhaust standard: US EPA Tier 4f
- Standard milling width: 3 ft 11 in / 1200 mm
- Theoretical milling depth: 1 ft 1 in / 330 mm

**STANDARD EQUIPMENT**

- Base machine with engine
- Mechanically opening engine hood with noise insulation
- Radiator with temperature-dependent fan speed
- Highly effective noise insulation throughout the engine compartment
- Automatic engine speed adjustment depending on machine load
- Elastically mounted engine station with low vibration and low noise

**MILLING DRUM HOUSING**

- The right-hand side of the milling drum housing can be easily opened for maintenance or drum change
- Hydraulically operated rear scraper with mechanical locking

**LOADING OF MILLED MATERIAL**

- Discharge conveyor swing angle: 60 degrees left – 60 degrees right
- Hydraulically foldable discharge conveyor with two swing speeds, including adjustable conveyor speed for precise loading

**MACHINE CONTROL AND LEVELLING SYSTEM**

- Digital milling depth indicator on machine control panel
- LEVEL PRO PLUS leveling system right and left
- RAPID SLOPE cross-slope sensor for LEVEL PRO ACTIVE leveling system
- Precise machine height adjustment in increments of 1 or 5 mm via the machine's main control panel
- Digital load control, can be engaged manually, hydraulic differential lock (via flow divider)

**OPERATOR'S PLATFORM**

- Hydraulically extendable operator's platform for optimum view of the working area
- Steering console with adjustable rake and reach for ideal adaptation of the operator's platform to the operator
- Slender machine design permits unobstructed view of the milled edge as well as the working area in front of the milling drum on the right
- Conveniently accessible ladder/footstep to the operator's platform with night-time lighting and especially low bottom edge of the latter/footstep
- Robust anti-vandalism protection for the controls
- Mirror package consisting of front left and right rear-view mirrors and a forward-facing mirror to the left of the operator's platform
- Reversing horn with clearly audible signal
- Illuminated control panel / nighttime design
- Scraper height indicator on control panel

**TRACK UNIT AND HEIGHT ADJUSTMENT**

- Dual-speed hydraulic height adjustment of front and rear track units

**MISCELLANEOUS**

- Large tool package
- Towing device
- Generously sized water and diesel tanks

- Comprehensive safety package with several EMERGENCY STOP switches
- Pre-fitting for installing the WITOS FleetView control unit
- European type certification, EuroTest mark and CE conformity

**List price ex subsidiary Wirtgen America**

**USD**

**646,778.00**

#### **Mandatory Options**

##### **Crawler units**

Configuration with 4 driven track units. The two front track units are steered. The track unit at the rear right is hydraulically slewing and also steers. Traveling speed max. 3.6 mph / 5.8 km/h.

**Standard**

**2777141**

**USD**

**0.00**

##### **Milling drum housing**

Wear-resistant milling drum housing FB1200 (3 ft 11 in) FCS, with pre-fitting for quick and easy milling drum change, without milling drum

**Standard**

**2336168**

**USD**

**0.00**

##### **Milling drums / milling units**

FCS milling drum with milling width 1200 mm / 3 ft / 11 in, tool spacing 15 mm / 19/32 in, equipped with quick-change toolholder system HT22 and 109 picks. For a wide range of applications, e.g. removal of surface and binder layer, complete removal of road surfaces or concrete milling work.

**Standard**

**2308142**

**USD**

**0.00**

#### **OPERATOR'S PLATFORM**

Standard operator's seat with shock absorption and lengthways adjustment

**Standard**

**2412488**

**USD**

**0.00**

Comfort operator's seat incl. seat heating. The operator's seat has shock absorption, lengthways adjustment and can be swiveled through a total of 50 degrees.

**Option**

**2412489**

**USD**

**1,306.00**

##### **Hydraulic connection**

Machine with hydraulic pre-fitting for a discharge conveyor with screw coupling. Each contains the coupling element on the machine side and the discharge conveyor side.

**Standard**

**2412477**

**USD**

**0.00**

##### **Material transport**

Discharge conveyor 26 ft 9 in / 8,150 mm long with conveyor belt width 2 ft / 600 mm and hydraulic folding device for shortening the transport length or simplified maneuvering in narrow fields.

**Standard**

**2336175**

**USD**

**0.00**

<b>Paint</b>				
Film coating in cream RAL 9001 with orange stripes. The entire base of the machine is painted in slate gray RAL 7019	Standard	2863387	USD	0.00
The film coating is applied in RAL colors and design according to the customer's wishes. Film coating provides protection against mechanical and weather-related damage and can be removed without leaving any marks, if required	Option	2863414	USD	1,482.00
<b>Technical documentation</b>				
Technical documentation - North America country version (US)	Standard	2456347	USD	0.00
<b>Telematics</b>				
WITOS FleetView (mobile phone standard 3, 4G) includes a control unit (TCU) with a GPS receiver and the usage rights for the web application WITOS FleetView. The web access function offers a compact overview of the machine status including consumption data, working times, position data, error messages and service intervals. (The actual amount of data available depends on the machine type). The availability of WITOS FleetView is guaranteed for 3 years from the date of delivery.	Standard	2770403	USD	0.00
<b>Machine lighting</b>				
Lighting system consisting of 4 halogen and 8 LED working lights. The headlights illuminate the area in front of the machine, both machine sides, the area in front of the milling drum unit, the loading area, the ladder/footstep and the operator's platform. The light output of the working lights is approx. 19,500 lumen in total.	Standard	2487614	USD	0.00
High-performance lighting system consisting of 1 halogen and 14 LED working lights. The headlights illuminate the area in front of and behind the machine, both machine sides, the area in front of the milling drum unit, the loading area, the weather canopy, the ladder/footstep and the operator's platform. The light output of the working lights is approx. 26,300 lumen in total. LED working lights are extremely bright, shock-resistant and durable.	Option	2487615	USD	1,056.00

Equipment Options				
<b>Exhaust air filter</b>				
VCS – vacuum cutting system on the discharge conveyor for the extraction of fine material particles and water vapor from the sealed milling drum unit.	Option	2336913	USD	9,302.00
<b>Advance drive</b>				
Equipment of the machine with precision steering. Pushbuttons on the multi-function armrests with a proportional response permit more precise steering of the machine.	Standard	2478488	USD	0.00
<b>Equipment operator's platform</b>				
Operator's platform with weather canopy. The weather canopy is hydraulically adjustable in height and provides additional comfort during on-site operation. Including LED working light for illuminating the footstep. (Only in conjunction with electrohydraulic unit.)	Option	2336173	USD	9,185.00
<b>Milling drum assembly options</b>				
Active floating position on the side plate right and left by continuous comparison between the milling depth and position of the side plate. If required, the side plate is lifted briefly to prevent tilting or sinking into a soft sub-base. (Only possible in conjunction with LEVEL PRO PLUS.)	Standard	2478486	USD	0.00
<b>Additional milling units</b>				
FCS tandem scraper FB1200 (3 ft 11 in) with necessary hydraulic and electrical systems. For the use of milling drums smaller than FB1200 (3 ft 11 in). The min. milling width for material loading onto the loading belt is FB750	Standard	2351465	USD	0.00
FCS milling unit FB300 (12") LA15, with quick-change toolholder system HT22, milling depth max. 11 in / 280 mm, equipped with 61 RS picks, including scraper bottom part FB300 (12")	Option	2308611	USD	16,873.00
FCS milling unit FB600 (24") LA12, with quick-change toolholder system HT22, milling depth max. 11 in / 280 mm, equipped with 79 picks, including scraper bottom part FB600 (24")	Option	2308615	USD	27,290.00
FCS milling unit FB900 (2 ft 11 in) LA15, with quick-change toolholder system HT22, milling depth max. 11 in / 280 mm, equipped with 102 RS picks, including scraper bottom part FB900 (2 ft 11 in)	Option	2308616	USD	42,651.00
<b>Cold-start device</b>				
Electrical preheating of the fuel filter to maintain the flow of fuel at low outside temperatures. Serves to guarantee machine operation at temperatures below 0 32 degrees Fahrenheit (0 degrees Celsius).	Option	2377357	USD	836.00



<b>Options for belt conveyor</b>				
Signal lights for visual "stop" and "go" instructions for the truck driver without the use of a horn. The signal lights can be folded in hydraulically from the operator's platform.	Option	2409818	USD	7,204.00
<b>Leveling</b>				
Expansion of the LEVEL PRO PLUS leveling system by a SONIC SKI sensor. Ideal for contact-free wire and soil scanning. Including connection cable and holder.	Option	2352878	USD	6,456.00
<b>Leveling</b>				
Expansion of the leveling system for multiplex system package 3-way right, including 2 x ultrasonic sensors, and connection cable. (FB1000/1200)	Option	2544246	USD	4,622.00
Expansion of the leveling system to make multiplex system package 3-way right and 3-way left, including 4 x ultrasonic sensors and connection cable. (FB1000/1200)	Option	2544249	USD	9,243.00
<b>Attachments</b>				
Battery-operated electro-hydraulic unit for operation of the machine hydraulics with the diesel engine switched off. (e.g. height adjustment of weather canopy, milling drum rotation device and hydraulic pick extractor drift)	Standard	2412494	USD	0.00
<b>Water system</b>				
Hydraulically operated high-pressure water cleaner with a maximum performance of 15 l/min at 150 bar pressure. Ideal for daily cleaning of the machine.	Option	2336231	USD	4,402.00
<b>Pick changing aids</b>				
Milling drum rotation device with electrohydraulic milling drum drive for slowly turning the milling drum during pick replacement.	Standard	2352893	USD	0.00
<b>Wirtgen information and diagnostic system</b>				
Equipment of the machine with job data acquisition. The information is shown in the control display.	Standard	2410294	USD	0.00
<b>Camera system</b>				
Monitor system as maneuvering aid with 2 cameras and screen. A camera is mounted on the discharge conveyor and displays the loading of the truck. The 2nd camera shows the area in front of the milling drum housing. The camera images are displayed on the screen.	Option	2487637	USD	6,192.00
<b>Other devices</b>				
License plate holder with LED lighting to comply with country-specific regulations.	Option	2659037	USD	499.00
<b>Documentation</b>				
Additional set of technical documentation - North America country version (US)	Option		USD	88.00
Spare part and application documentation English (EN)	Option		USD	15.00

## Price list

# W 120 Xfi - Non FCS

### Scope of supply – basic machine

- Engine: 6-CYLINDER DIESEL ENGINE TYPE CUMMINS QSL9 C-300
- Rated engine power 2100 r.p.m.: 248 kW / 333 HP / 337 PS
- Maximum power at 1900 r.p.m.: 257 kW / 345 HP / 350 PS
- Exhaust standard: US EPA Tier 4f
- Standard milling width: 3 ft 11 in / 1200 mm
- Theoretical milling depth: 1 ft 1 in / 330 mm

### STANDARD EQUIPMENT

- Base machine with engine
- Mechanically opening engine hood with noise insulation
- Radiator with temperature-dependent fan speed
- Highly effective noise insulation throughout the engine compartment
- Automatic engine speed adjustment depending on machine load
- Elastically mounted engine station with low vibration and low noise

### MILLING DRUM HOUSING

- The right-hand side of the milling drum housing can be easily opened for maintenance or drum change
- Hydraulically operated rear scraper with mechanical locking

### LOADING OF MILLED MATERIAL

- Discharge conveyor swing angle: 60 degrees left – 60 degrees right
- Hydraulically foldable discharge conveyor with two swing speeds, including adjustable conveyor speed for precise loading

### MACHINE CONTROL AND LEVELLING SYSTEM

- Digital milling depth indicator on machine control panel
- LEVEL PRO PLUS leveling system right and left
- RAPID SLOPE cross-slope sensor for LEVEL PRO ACTIVE leveling system
- Precise machine height adjustment in increments of 1 or 5 mm via the machine's main control panel
- Digital load control, can be engaged manually, hydraulic differential lock (via flow divider)

### OPERATOR'S PLATFORM

- Hydraulically extendable operator's platform for optimum view of the working area
- Steering console with adjustable rake and reach for ideal adaptation of the operator's platform to the operator
- Slender machine design permits unobstructed view of the milled edge as well as the working area in front of the milling drum on the right
- Conveniently accessible ladder/footstep to the operator's platform with night-time lighting and especially low bottom edge of the latter/footstep
- Robust anti-vandalism protection for the controls
- Mirror package consisting of front left and right rear-view mirrors and a forward-facing mirror to the left of the operator's platform
- Reversing horn with clearly audible signal
- Illuminated control panel / nighttime design
- Scraper height indicator on control panel

### TRACK UNIT AND HEIGHT ADJUSTMENT

- Dual-speed hydraulic height adjustment of front and rear track units

### MISCELLANEOUS

- Large tool package
- Towing device
- Generously sized water and diesel tanks

- Comprehensive safety package with several EMERGENCY STOP switches
- Pre-fitting for installing the WITOS FleetView control unit
- European type certification, EuroTest mark and CE conformity

**List price ex subsidiary Wirtgen America** **USD** **624,051.00**

#### Mandatory Options

##### Crawler units

Configuration with 4 driven track units. The two front track units are steered. The track unit at the rear right is hydraulically slewing and also steers. Traveling speed max. 3.6 mph / 5.8 km/h.	<b>Standard</b>	<b>2777141</b>	<b>USD</b>	<b>0.00</b>
---	-----------------	----------------	------------	-------------

##### Milling drum housing

Wear-resistant milling drum housing FB1200 (3 ft 11 in) without milling drum	<b>Standard</b>	<b>2336167</b>	<b>USD</b>	<b>0.00</b>
--	-----------------	----------------	------------	-------------

##### Milling drums / milling units

Milling drum with milling width 1200 mm / 3 ft / 11 in, tool spacing 15 mm / 19/32 in, equipped with quick-change toolholder system HT22 and 115 picks. For a wide range of applications, e.g. removal of surface and binder layer, complete removal of road surfaces or concrete milling work.	<b>Standard</b>	<b>2308578</b>	<b>USD</b>	<b>0.00</b>
---	-----------------	----------------	------------	-------------

#### OPERATOR'S PLATFORM

Standard operator's seat with shock absorption and lengthways adjustment	<b>Standard</b>	<b>2412488</b>	<b>USD</b>	<b>0.00</b>
--	-----------------	----------------	------------	-------------

Comfort operator's seat incl. seat heating. The operator's seat has shock absorption, lengthways adjustment and can be swiveled through a total of 50 degrees.	<b>Option</b>	<b>2412489</b>	<b>USD</b>	<b>1,306.00</b>
--	---------------	----------------	------------	-----------------

##### Hydraulic connection

Machine with hydraulic pre-fitting for a discharge conveyor with screw coupling. Each contains the coupling element on the machine side and the discharge conveyor side.	<b>Standard</b>	<b>2412477</b>	<b>USD</b>	<b>0.00</b>
--	-----------------	----------------	------------	-------------

##### Material transport

Discharge conveyor 26 ft 9 in / 8,150 mm long with conveyor belt width 2 ft / 600 mm and hydraulic folding device for shortening the transport length or simplified maneuvering in narrow fields.	<b>Standard</b>	<b>2336175</b>	<b>USD</b>	<b>0.00</b>
---	-----------------	----------------	------------	-------------

##### Paint

Film coating in cream RAL 9001 with orange stripes. The entire base of the machine is painted in slate gray RAL 7019	Standard	2863387	USD	0.00
The film coating is applied in RAL colors and design according to the customer's wishes. Film coating provides protection against mechanical and weather-related damage and can be removed without leaving any marks, if required	Option	2863414	USD	1,482.00
<b>Technical documentation</b>				
Technical documentation - North America country version (US)	Standard	2456347	USD	0.00
<b>Telematics</b>				
WITOS FleetView (mobile phone standard 3, 4G) includes a control unit (TCU) with a GPS receiver and the usage rights for the web application WITOS FleetView. The web access function offers a compact overview of the machine status including consumption data, working times, position data, error messages and service intervals. (The actual amount of data available depends on the machine type). The availability of WITOS FleetView is guaranteed for 3 years from the date of delivery.	Standard	2770403	USD	0.00
<b>Machine lighting</b>				
Lighting system consisting of 4 halogen and 8 LED working lights. The headlights illuminate the area in front of the machine, both machine sides, the area in front of the milling drum unit, the loading area, the ladder/footstep and the operator's platform. The light output of the working lights is approx. 19,500 lumen in total.	Standard	2487614	USD	0.00
High-performance lighting system consisting of 1 halogen and 14 LED working lights. The headlights illuminate the area in front of and behind the machine, both machine sides, the area in front of the milling drum unit, the loading area, the weather canopy, the ladder/footstep and the operator's platform. The light output of the working lights is approx. 26,300 lumen in total. LED working lights are extremely bright, shock-resistant and durable.	Option	2487615	USD	1,056.00
<b>Equipment Options</b>				
<b>Exhaust air filter</b>				
VCS – vacuum cutting system on the discharge conveyor for the extraction of fine material particles and water vapor from the sealed milling drum unit.	Option	2336913	USD	9,302.00
<b>Advance drive</b>				
Equipment of the machine with precision steering. Pushbuttons on the multi-function armrests with a proportional response permit more precise steering of the machine.	Standard	2478488	USD	0.00

<b>Equipment operator's platform</b>				
Operator's platform with weather canopy. The weather canopy is hydraulically adjustable in height and provides additional comfort during on-site operation. Including LED working light for illuminating the footstep. (Only in conjunction with electrohydraulic unit.)	Option	2336173	USD	9,185.00
<b>Milling drum assembly options</b>				
Active floating position on the side plate right and left by continuous comparison between the milling depth and position of the side plate. If required, the side plate is lifted briefly to prevent tilting or sinking into a soft sub-base. (Only possible in conjunction with LEVEL PRO PLUS.)	Standard	2478486	USD	0.00
<b>Cold-start device</b>				
Electrical preheating of the fuel filter to maintain the flow of fuel at low outside temperatures. Serves to guarantee machine operation at temperatures below 0 32 degrees Fahrenheit (0 degrees Celsius).	Option	2377357	USD	836.00
<b>Options for belt conveyor</b>				
Signal lights for visual "stop" and "go" instructions for the truck driver without the use of a horn. The signal lights can be folded in hydraulically from the operator's platform.	Option	2409818	USD	7,204.00
<b>Leveling</b>				
Expansion of the LEVEL PRO PLUS leveling system by a SONIC SKI sensor. Ideal for contact-free wire and soil scanning. Including connection cable and holder.	Option	2352878	USD	6,456.00
<b>Leveling</b>				
Expansion of the leveling system for multiplex system package 3-way right, including 2 x ultrasonic sensors, and connection cable. (FB1000/1200)	Option	2544246	USD	4,622.00
Expansion of the leveling system to make multiplex system package 3-way right and 3-way left, including 4 x ultrasonic sensors and connection cable. (FB1000/1200)	Option	2544249	USD	9,243.00
<b>Attachments</b>				
Battery-operated electro-hydraulic unit for operation of the machine hydraulics with the diesel engine switched off. (e.g. height adjustment of weather canopy, milling drum rotation device and hydraulic pick extractor drift)	Standard	2412494	USD	0.00
<b>Water system</b>				
Hydraulically operated high-pressure water cleaner with a maximum performance of 15 l/min at 150 bar pressure. Ideal for daily cleaning of the machine.	Option	2336231	USD	4,402.00

<b>Pick changing aids</b>				
Milling drum rotation device with electrohydraulic milling drum drive for slowly turning the milling drum during pick replacement.	Standard	2352893	USD	0.00
<b>Wirtgen information and diagnostic system</b>				
Equipment of the machine with job data acquisition. The information is shown in the control display.	Standard	2410294	USD	0.00
<b>Camera system</b>				
Monitor system as maneuvering aid with 2 cameras and screen. A camera is mounted on the discharge conveyor and displays the loading of the truck. The 2nd camera shows the area in front of the milling drum housing. The camera images are displayed on the screen.	Option	2487637	USD	6,192.00
<b>Other devices</b>				
License plate holder with LED lighting to comply with country-specific regulations.	Option	2659037	USD	499.00
<b>Documentation</b>				
Additional set of technical documentation - North America country version (US)	Option		USD	88.00
Spare part and application documentation English (EN)	Option		USD	15.00

## Price list

### W 120 XT<sub>i</sub>

#### Scope of supply – basic machine

- Engine: 6-CYLINDER DIESEL ENGINE TYPE CUMMINS QSL9 C-300
- Rated engine power 2100 r.p.m.: 248 kW / 333 HP / 337 PS
- Maximum power at 1900 r.p.m.: 257 kW / 345 HP / 350 PS
- Exhaust standard: EU Stage 4 / US EPA Tier 4f
- Standard milling width: 3 ft 11 in / 1200 mm
- Theoretical milling depth: 1 ft 1 in / 330 mm

#### STANDARD EQUIPMENT

- Base machine with engine
- Mechanically opening engine hood with noise insulation
- Radiator with temperature-dependent fan speed
- Highly effective noise insulation throughout the engine compartment
- Automatic engine speed adjustment depending on machine load

#### MILLING DRUM HOUSING

- The right-hand side of the milling drum housing can be easily opened for maintenance or drum change
- Hydraulically operated rear scraper with mechanical locking

#### LOADING OF MILLED MATERIAL

- Discharge conveyor swing angle: 60 degrees left – 60 degrees right
- Hydraulically foldable discharge conveyor with two swing speeds, including adjustable conveyor speed for precise loading

#### MACHINE CONTROL AND LEVELLING SYSTEM

- Digital milling depth indicator on machine control panel
- LEVEL PRO PLUS leveling system right and left
- RAPID SLOPE cross-slope sensor for LEVEL PRO ACTIVE leveling system
- Precise machine height adjustment in increments of 1 or 5 mm via the machine's main control panel
- Digital load control, can be engaged manually, hydraulic differential lock (via flow divider)

#### OPERATOR'S PLATFORM

- Hydraulically extendable operator's platform for optimum view of the working area
- Slender machine design permits unobstructed view of the milled edge as well as the working area in front of the milling drum on the right
- Mirror package consisting of front left and right rear-view mirrors and a forward-facing mirror to the left of the operator's platform
- Reversing horn with clearly audible signal
- Scraper height indicator on control panel

#### TRACK UNIT AND HEIGHT ADJUSTMENT

- Dual-speed hydraulic height adjustment of front and rear track units

#### MISCELLANEOUS

- Large tool package
- Towing device
- Comprehensive safety package with several EMERGENCY STOP switches
- European type certification, EuroTest mark and CE conformity

List price ex subsidiary Wirtgen America

USD

569,545.00

Mandatory Options				
<b>Crawler units</b>				
Configuration with 4 driven track units. The two front track units are steered. The track unit at the rear right is hydraulically slewing and also steers. Traveling speed max. 3.6 mph / 5.8 km/h.	Standard	2777141	USD	0.00
<b>Milling drum housing</b>				
Wear-resistant milling drum housing FB1200 (3 ft 11 in) without milling drum	Standard	2336167	USD	0.00
<b>Milling drums / milling units</b>				
Milling drum with milling width 1200 mm / 3 ft / 11 in, tool spacing 15 mm / 19/32 in, equipped with quick-change toolholder system HT22 and 115 picks. For a wide range of applications, e.g. removal of surface and binder layer, complete removal of road surfaces or concrete milling work.	Standard	2308578	USD	0.00
<b>OPERATOR'S PLATFORM</b>				
Standard operator's seat with shock absorption and lengthways adjustment	Standard	2412488	USD	0.00
Comfort operator's seat incl. seat heating. The operator's seat has shock absorption, lengthways adjustment and can be swiveled through a total of 50 degrees.	Option	2412489	USD	1,306.00
<b>Hydraulic connection</b>				
Machine with hydraulic pre-fitting for a discharge conveyor with screw coupling. Each contains the coupling element on the machine side and the discharge conveyor side.	Standard	2412477	USD	0.00
<b>Material transport</b>				
Discharge conveyor 26 ft 9 in / 8,150 mm long with conveyor belt width 2 ft / 600 mm and hydraulic folding device for shortening the transport length or simplified maneuvering in narrow fields.	Standard	2336175	USD	0.00
<b>Paint</b>				
Film coating in cream RAL 9001 with orange stripes. The entire base of the machine is painted in slate gray RAL 7019	Standard	2763472	USD	0.00
The film coating is applied in RAL colors and design according to the customer's wishes. Film coating provides protection against mechanical and weather-related damage and can be removed without leaving any marks, if required	Option	2763473	USD	1,482.00



<b>Technical documentation</b>				
Technical documentation - North America country version (US)	<b>Standard</b>	<b>2456347</b>	<b>USD</b>	<b>0.00</b>
<b>Telematics</b>				
WITOS FleetView (mobile phone standard 3, 4G) includes a control unit (TCU) with a GPS receiver and the usage rights for the web application WITOS FleetView. The web access function offers a compact overview of the machine status including consumption data, working times, position data, error messages and service intervals. (The actual amount of data available depends on the machine type). The availability of WITOS FleetView is guaranteed for 3 years from the date of delivery.	<b>Standard</b>	<b>2770403</b>	<b>USD</b>	<b>0.00</b>
<b>Machine lighting</b>				
Lighting system consisting of 4 halogen and 8 LED working lights. The headlights illuminate the area in front of the machine, both machine sides, the area in front of the milling drum unit, the loading area, the ladder/footstep and the operator's platform. The light output of the working lights is approx. 19,500 lumen in total.	<b>Standard</b>	<b>2487614</b>	<b>USD</b>	<b>0.00</b>
High-performance lighting system consisting of 1 halogen and 14 LED working lights. The headlights illuminate the area in front of and behind the machine, both machine sides, the area in front of the milling drum unit, the loading area, the weather canopy, the ladder/footstep and the operator's platform. The light output of the working lights is approx. 26,300 lumen in total. LED working lights are extremely bright, shock-resistant and durable.	<b>Option</b>	<b>2487615</b>	<b>USD</b>	<b>1,056.00</b>
<b>Equipment Options</b>				
<b>Exhaust air filter</b>				
VCS – vacuum cutting system on the discharge conveyor for the extraction of fine material particles and water vapor from the sealed milling drum unit.	<b>Option</b>	<b>2336913</b>	<b>USD</b>	<b>9,302.00</b>
<b>Advance drive</b>				
Equipment of the machine with precision steering. Pushbuttons on the multi-function armrests with a proportional response permit more precise steering of the machine.	<b>Option</b>	<b>2478488</b>	<b>USD</b>	<b>1,937.00</b>

<b>Equipment operator's platform</b>				
Operator's platform with weather canopy. The weather canopy is hydraulically adjustable in height and provides additional comfort during on-site operation. Including LED working light for illuminating the footstep. (Only in conjunction with electrohydraulic unit.)	Option	2336173	USD	9,185.00
<b>Milling drum assembly options</b>				
Active floating position on the side plate right and left by continuous comparison between the milling depth and position of the side plate. If required, the side plate is lifted briefly to prevent tilting or sinking into a soft sub-base. (Only possible in conjunction with LEVEL PRO PLUS.)	Standard	2478486	USD	0.00
<b>Cold-start device</b>				
Electrical preheating of the fuel filter to maintain the flow of fuel at low outside temperatures. Serves to guarantee machine operation at temperatures below 0 32 degrees Fahrenheit (0 degrees Celsius).	Option	2377357	USD	836.00
<b>Options for belt conveyor</b>				
Signal lights for visual "stop" and "go" instructions for the truck driver without the use of a horn. The signal lights can be folded in hydraulically from the operator's platform.	Option	2409818	USD	7,204.00
<b>Leveling</b>				
Expansion of the LEVEL PRO PLUS leveling system by a SONIC SKI sensor. Ideal for contact-free wire and soil scanning. Including connection cable and holder.	Option	2352878	USD	6,456.00
<b>Leveling</b>				
Expansion of the leveling system for multiplex system package 3-way right, including 2 x ultrasonic sensors, and connection cable. (FB1000/1200)	Option	2544246	USD	4,622.00
Expansion of the leveling system to make multiplex system package 3-way right and 3-way left, including 4 x ultrasonic sensors and connection cable. (FB1000/1200)	Option	2544249	USD	9,243.00
<b>Attachments</b>				
Battery-operated electro-hydraulic unit for operation of the machine hydraulics with the diesel engine switched off. (e.g. height adjustment of weather canopy, milling drum rotation device and hydraulic pick extractor drift)	Option	2412494	USD	3,800.00
<b>Water system</b>				
Hydraulically operated high-pressure water cleaner with a maximum performance of 15 l/min at 150 bar pressure. Ideal for daily cleaning of the machine.	Option	2336231	USD	4,402.00

<b>Pick changing aids</b>				
Integrated air compressor system with pressure accumulator and filling points. Precondition for operation of compressed air tools (e.g. pneumatic hammers).	Option	2353106	USD	6,998.00
Hydraulically driven pick extractor drift, complete with holder and corresponding electrical and hydraulic connectors. Ideal for convenient and quiet pick change.	Option	2352889	USD	3,903.00
Milling drum rotation device with electrohydraulic milling drum drive for slowly turning the milling drum during pick replacement.	Option	2352893	USD	3,800.00
<b>Wirtgen information and diagnostic system</b>				
Equipment of the machine with job data acquisition. The information is shown in the control display.	Option	2410294	USD	1,247.00
<b>Camera system</b>				
Monitor system as maneuvering aid with 2 cameras and screen. A camera is mounted on the discharge conveyor and displays the loading of the truck. The 2nd camera shows the area in front of the milling drum housing. The camera images are displayed on the screen.	Option	2487637	USD	6,192.00
<b>Documentation</b>				
Additional set of technical documentation - North America country version (US)	Option		USD	88.00
Spare part and application documentation English (EN)	Option		USD	15.00

## Price list

# W 130 Xfi - FCS

### Scope of supply – basic machine

- Engine: 6-CYLINDER DIESEL ENGINE TYPE CUMMINS QSL9 C-300
- Rated engine power 2100 r.p.m.: 248 kW / 333 HP / 337 PS
- Maximum power at 1900 r.p.m.: 257 kW / 345 HP / 350 PS
- Exhaust standard: US EPA Tier 4f
- Standard milling width: 4 ft 3 in / 1300 mm
- Theoretical milling depth: 1 ft 1 in / 330 mm

### STANDARD EQUIPMENT

- Base machine with engine
- Mechanically opening engine hood with noise insulation
- Radiator with temperature-dependent fan speed
- Highly effective noise insulation throughout the engine compartment
- Automatic engine speed adjustment depending on machine load
- Elastically mounted engine station with low vibration and low noise

### MILLING DRUM HOUSING

- The right-hand side of the milling drum housing can be easily opened for maintenance or drum change
- Hydraulically operated rear scraper with mechanical locking

### LOADING OF MILLED MATERIAL

- Discharge conveyor swing angle: 60 degrees left – 60 degrees right
- Hydraulically foldable discharge conveyor with two swing speeds, including adjustable conveyor speed for precise loading

### MACHINE CONTROL AND LEVELLING SYSTEM

- Digital milling depth indicator on machine control panel
- LEVEL PRO PLUS leveling system right and left
- RAPID SLOPE cross-slope sensor for LEVEL PRO ACTIVE leveling system
- Precise machine height adjustment in increments of 1 or 5 mm via the machine's main control panel
- Digital load control, can be engaged manually, hydraulic differential lock (via flow divider)

### OPERATOR'S PLATFORM

- Hydraulically extendable operator's platform for optimum view of the working area
- Steering console with adjustable rake and reach for ideal adaptation of the operator's platform to the operator
- Slender machine design permits unobstructed view of the milled edge as well as the working area in front of the milling drum on the right
- Conveniently accessible ladder/footstep to the operator's platform with night-time lighting and especially low bottom edge of the latter/footstep
- Robust anti-vandalism protection for the controls
- Mirror package consisting of front left and right rear-view mirrors and a forward-facing mirror to the left of the operator's platform
- Reversing horn with clearly audible signal
- Illuminated control panel / nighttime design
- Scraper height indicator on control panel

### TRACK UNIT AND HEIGHT ADJUSTMENT

- Dual-speed hydraulic height adjustment of front and rear track units

### MISCELLANEOUS

- Large tool package
- Towing device
- Generously sized water and diesel tanks

- Comprehensive safety package with several EMERGENCY STOP switches
- Pre-fitting for installing the WITOS FleetView control unit
- European type certification, EuroTest mark and CE conformity

**List price ex subsidiary Wirtgen America**

**USD**

**664,222.00**

## **Mandatory Options**

### **Crawler units**

Configuration with 4 driven track units. The two front track units are steered. The track unit at the rear right is hydraulically slewing and also steers. Traveling speed max. 3.6 mph / 5.8 km/h.

**Standard**

**2861692**

**USD**

**0.00**

### **Milling drum housing**

Wear-resistant milling drum housing FB1300 (4 ft 3 in) FCS with pre-fitting enabling a quick and easy change of the milling drums with varying spacings and milling widths, without milling drum.

**Standard**

**2336170**

**USD**

**0.00**

### **Milling drums / milling units**

FCS milling drum with milling width 1300 / 4 ft / 3 in, tool spacing 15 mm / 19/32 in, equipped with quick-change toolholder system HT22 and 121 picks. For a wide range of applications, e.g. removal of surface and binder layer, complete removal of road surfaces or concrete milling work.

**Standard**

**2308218**

**USD**

**0.00**

### **OPERATOR'S PLATFORM**

Standard operator's seat with shock absorption and lengthways adjustment

**Standard**

**2412488**

**USD**

**0.00**

### **Hydraulic connection**

Machine with hydraulic pre-fitting for a discharge conveyor with screw coupling. Each contains the coupling element on the machine side and the discharge conveyor side.

**Standard**

**2412477**

**USD**

**0.00**

### **Material transport**

Discharge conveyor 26 ft 9 in / 8,150 mm long with conveyor belt width 2 ft / 600 mm and hydraulic folding device for shortening the transport length or simplified maneuvering in narrow fields.

**Standard**

**2336175**

**USD**

**0.00**

### **Paint**

Film coating in cream RAL 9001 with orange stripes. The entire base of the machine is painted in slate gray RAL 7019

**Option**

**2863419**

**USD**

**0.00**

The film coating is applied in RAL colors and design according to the customer's wishes. Film coating provides protection against mechanical and weather-related damage and can be removed without leaving any marks, if required	<b>Option</b>	<b>2863420</b>	<b>USD</b>	<b>1,482.00</b>
<b>Technical documentation</b>				
Technical documentation - North America country version (US)	<b>Standard</b>	<b>2456347</b>	<b>USD</b>	<b>0.00</b>
<b>Telematics</b>				
WITOS FleetView (mobile phone standard 3, 4G) includes a control unit (TCU) with a GPS receiver and the usage rights for the web application WITOS FleetView. The web access function offers a compact overview of the machine status including consumption data, working times, position data, error messages and service intervals. (The actual amount of data available depends on the machine type). The availability of WITOS FleetView is guaranteed for 3 years from the date of delivery.	<b>Standard</b>	<b>2770403</b>	<b>USD</b>	<b>0.00</b>
<b>Machine lighting</b>				
Lighting system consisting of 4 halogen and 8 LED working lights. The headlights illuminate the area in front of the machine, both machine sides, the area in front of the milling drum unit, the loading area, the ladder/footstep and the operator's platform. The light output of the working lights is approx. 19,500 lumen in total.	<b>Standard</b>	<b>2487614</b>	<b>USD</b>	<b>0.00</b>
High-performance lighting system consisting of 1 halogen and 14 LED working lights. The headlights illuminate the area in front of and behind the machine, both machine sides, the area in front of the milling drum unit, the loading area, the weather canopy, the ladder/footstep and the operator's platform. The light output of the working lights is approx. 26,300 lumen in total. LED working lights are extremely bright, shock-resistant and durable.	<b>Option</b>	<b>2487615</b>	<b>USD</b>	<b>1,056.00</b>
<b>Equipment Options</b>				
<b>Exhaust air filter</b>				
VCS – vacuum cutting system on the discharge conveyor for the extraction of fine material particles and water vapor from the sealed milling drum unit.	<b>Option</b>	<b>2336913</b>	<b>USD</b>	<b>9,302.00</b>
<b>Advance drive</b>				
Equipment of the machine with precision steering. Pushbuttons on the multi-function armrests with a proportional response permit more precise steering of the machine.	<b>Standard</b>	<b>2478488</b>	<b>USD</b>	<b>0.00</b>

<b>Equipment operator's platform</b>				
Operator's platform with weather canopy. The weather canopy is hydraulically adjustable in height and provides additional comfort during on-site operation. Including LED working light for illuminating the footstep. (Only in conjunction with electrohydraulic unit.)	<b>Option</b>	<b>2336173</b>	<b>USD</b>	<b>9,185.00</b>
<b>Milling drum assembly options</b>				
Active floating position on the side plate right and left by continuous comparison between the milling depth and position of the side plate. If required, the side plate is lifted briefly to prevent tilting or sinking into a soft sub-base. (Only possible in conjunction with LEVEL PRO PLUS.)	<b>Standard</b>	<b>2478486</b>	<b>USD</b>	<b>0.00</b>
<b>Additional milling units</b>				
FCS tandem scraper FB1300 (4 ft 3 in) with necessary hydraulic and electrical systems. For the use of milling drums smaller than FB1300 (4 ft 3 in). The min. milling width for material loading onto the loading belt is FB750	<b>Standard</b>	<b>2351477</b>	<b>USD</b>	<b>0.00</b>
FCS milling unit FB300 (12") LA15, with quick-change toolholder system HT22, milling depth max. 11 in / 280 mm, equipped with 61 RS picks, including scraper bottom part FB300 (12")	<b>Option</b>	<b>2308611</b>	<b>USD</b>	<b>16,873.00</b>
FCS milling unit FB600 (24") LA12, with quick-change toolholder system HT22, milling depth max. 11 in / 280 mm, equipped with 79 picks, including scraper bottom part FB600 (24")	<b>Option</b>	<b>2308615</b>	<b>USD</b>	<b>27,290.00</b>
FCS milling unit FB900 (2 ft 11 in) LA15, with quick-change toolholder system HT22, milling depth max. 11 in / 280 mm, equipped with 102 RS picks, including scraper bottom part FB900 (2 ft 11 in)	<b>Option</b>	<b>2308621</b>	<b>USD</b>	<b>42,651.00</b>
<b>Cold-start device</b>				
Electrical preheating of the fuel filter to maintain the flow of fuel at low outside temperatures. Serves to guarantee machine operation at temperatures below 0 32 degrees Fahrenheit (0 degrees Celsius).	<b>Option</b>	<b>2377357</b>	<b>USD</b>	<b>836.00</b>
<b>Options for belt conveyor</b>				
Signal lights for visual "stop" and "go" instructions for the truck driver without the use of a horn. The signal lights can be folded in hydraulically from the operator's platform.	<b>Option</b>	<b>2409818</b>	<b>USD</b>	<b>7,204.00</b>
<b>Leveling</b>				
Expansion of the LEVEL PRO PLUS leveling system by a SONIC SKI sensor. Ideal for contact-free wire and soil scanning. Including connection cable and holder.	<b>Option</b>	<b>2352878</b>	<b>USD</b>	<b>6,456.00</b>

<b>Leveling</b>				
Expansion of the leveling system for multiplex system package 3-way right, including 2 x ultrasonic sensors, and connection cable. (FB1000/1200)	Option	2544246	USD	4,622.00
Expansion of the leveling system to make multiplex system package 3-way right and 3-way left, including 4 x ultrasonic sensors and connection cable. (FB1000/1200)	Option	2544249	USD	9,243.00
<b>Attachments</b>				
Battery-operated electro-hydraulic unit for operation of the machine hydraulics with the diesel engine switched off. (e.g. height adjustment of weather canopy, milling drum rotation device and hydraulic pick extractor drift)	Standard	2412494	USD	0.00
<b>Water system</b>				
Hydraulically operated high-pressure water cleaner with a maximum performance of 15 l/min at 150 bar pressure. Ideal for daily cleaning of the machine.	Option	2336231	USD	4,402.00
<b>Pick changing aids</b>				
Milling drum rotation device with electrohydraulic milling drum drive for slowly turning the milling drum during pick replacement.	Standard	2352893	USD	0.00
<b>Wirtgen information and diagnostic system</b>				
Equipment of the machine with job data acquisition. The information is shown in the control display.	Standard	2410294	USD	0.00
<b>Camera system</b>				
Monitor system as maneuvering aid with 2 cameras and screen. A camera is mounted on the discharge conveyor and displays the loading of the truck. The 2nd camera shows the area in front of the milling drum housing. The camera images are displayed on the screen.	Option	2487637	USD	6,192.00
<b>Other devices</b>				
License plate holder with LED lighting to comply with country-specific regulations.	Option	2659037	USD	499.00
<b>Documentation</b>				
Additional set of technical documentation - North America country version (US)	Option		USD	88.00
Spare part and application documentation English (EN)	Option		USD	15.00



**Price list****W 130 Xfi - Non FCS****Scope of supply – basic machine**

- Engine: 6-CYLINDER DIESEL ENGINE TYPE CUMMINS QSL9 C-300
- Rated engine power 2100 r.p.m.: 248 kW / 333 HP / 337 PS
- Maximum power at 1900 r.p.m.: 257 kW / 345 HP / 350 PS
- Exhaust standard: US EPA Tier 4f
- Standard milling width: 4 ft 3 in / 1300 mm
- Theoretical milling depth: 1 ft 1 in / 330 mm

**STANDARD EQUIPMENT**

- Base machine with engine
- Mechanically opening engine hood with noise insulation
- Radiator with temperature-dependent fan speed
- Highly effective noise insulation throughout the engine compartment
- Automatic engine speed adjustment depending on machine load
- Elastically mounted engine station with low vibration and low noise

**MILLING DRUM HOUSING**

- The right-hand side of the milling drum housing can be easily opened for maintenance or drum change
- Hydraulically operated rear scraper with mechanical locking

**LOADING OF MILLED MATERIAL**

- Discharge conveyor swing angle: 60 degrees left – 60 degrees right
- Hydraulically foldable discharge conveyor with two swing speeds, including adjustable conveyor speed for precise loading

**MACHINE CONTROL AND LEVELLING SYSTEM**

- Digital milling depth indicator on machine control panel
- LEVEL PRO PLUS leveling system right and left
- RAPID SLOPE cross-slope sensor for LEVEL PRO ACTIVE leveling system
- Precise machine height adjustment in increments of 1 or 5 mm via the machine's main control panel
- Digital load control, can be engaged manually, hydraulic differential lock (via flow divider)

**OPERATOR'S PLATFORM**

- Hydraulically extendable operator's platform for optimum view of the working area
- Steering console with adjustable rake and reach for ideal adaptation of the operator's platform to the operator
- Slender machine design permits unobstructed view of the milled edge as well as the working area in front of the milling drum on the right
- Conveniently accessible ladder/footstep to the operator's platform with night-time lighting and especially low bottom edge of the latter/footstep
- Robust anti-vandalism protection for the controls
- Mirror package consisting of front left and right rear-view mirrors and a forward-facing mirror to the left of the operator's platform
- Reversing horn with clearly audible signal
- Illuminated control panel / nighttime design
- Scraper height indicator on control panel

**TRACK UNIT AND HEIGHT ADJUSTMENT**

- Dual-speed hydraulic height adjustment of front and rear track units

**MISCELLANEOUS**

- Large tool package
- Towing device

- Generously sized water and diesel tanks
- Comprehensive safety package with several EMERGENCY STOP switches
- Pre-fitting for installing the WITOS FleetView control unit
- European type certification, EuroTest mark and CE conformity

**List price ex subsidiary Wirtgen America**

**USD**

**641,070.00**

#### **Mandatory Options**

##### **Crawler units**

Configuration with 4 driven track units. The two front track units are steered. The track unit at the rear right is hydraulically slewing and also steers. Traveling speed max. 3.6 mph / 5.8 km/h.

**Standard**

**2861692**

**USD**

**0.00**

##### **Milling drum housing**

Wear-resistant milling drum housing FB1300 (4 ft 3 in) without milling drum

**Standard**

**2336169**

**USD**

**0.00**

##### **Milling drums / milling units**

Milling drum with milling width 1300 / 4 ft / 3 in, tool spacing 15 mm / 19/32 in, equipped with quick-change toolholder system HT22 and 121 picks. For a wide range of applications, e.g. removal of surface and binder layer, complete removal of road surfaces or concrete milling work.

**Standard**

**2308581**

**USD**

**0.00**

##### **OPERATOR'S PLATFORM**

Standard operator's seat with shock absorption and lengthways adjustment

**Standard**

**2412488**

**USD**

**0.00**

##### **Hydraulic connection**

Machine with hydraulic pre-fitting for a discharge conveyor with screw coupling. Each contains the coupling element on the machine side and the discharge conveyor side.

**Standard**

**2412477**

**USD**

**0.00**

##### **Material transport**

Discharge conveyor 26 ft 9 in / 8,150 mm long with conveyor belt width 2 ft / 600 mm and hydraulic folding device for shortening the transport length or simplified maneuvering in narrow fields.

**Standard**

**2336175**

**USD**

**0.00**

##### **Paint**

Film coating in cream RAL 9001 with orange stripes. The entire base of the machine is painted in slate gray RAL 7019	Standard	2863419	USD	0.00
The film coating is applied in RAL colors and design according to the customer's wishes. Film coating provides protection against mechanical and weather-related damage and can be removed without leaving any marks, if required	Option	2863420	USD	1,482.00
<b>Technical documentation</b>				
Technical documentation - North America country version (US)	Standard	2456347	USD	0.00
<b>Telematics</b>				
WITOS FleetView (mobile phone standard 3, 4G) includes a control unit (TCU) with a GPS receiver and the usage rights for the web application WITOS FleetView. The web access function offers a compact overview of the machine status including consumption data, working times, position data, error messages and service intervals. (The actual amount of data available depends on the machine type). The availability of WITOS FleetView is guaranteed for 3 years from the date of delivery.	Standard	2770403	USD	0.00
<b>Machine lighting</b>				
Lighting system consisting of 4 halogen and 8 LED working lights. The headlights illuminate the area in front of the machine, both machine sides, the area in front of the milling drum unit, the loading area, the ladder/footstep and the operator's platform. The light output of the working lights is approx. 19,500 lumen in total.	Standard	2487614	USD	0.00
High-performance lighting system consisting of 1 halogen and 14 LED working lights. The headlights illuminate the area in front of and behind the machine, both machine sides, the area in front of the milling drum unit, the loading area, the weather canopy, the ladder/footstep and the operator's platform. The light output of the working lights is approx. 26,300 lumen in total. LED working lights are extremely bright, shock-resistant and durable.	Option	2487615	USD	1,056.00
<b>Equipment Options</b>				
<b>Exhaust air filter</b>				
VCS – vacuum cutting system on the discharge conveyor for the extraction of fine material particles and water vapor from the sealed milling drum unit.	Option	2336913	USD	9,302.00
<b>Advance drive</b>				
Equipment of the machine with precision steering. Pushbuttons on the multi-function armrests with a proportional response permit more precise steering of the machine.	Standard	2478488	USD	0.00

<b>Equipment operator's platform</b>				
Operator's platform with weather canopy. The weather canopy is hydraulically adjustable in height and provides additional comfort during on-site operation. Including LED working light for illuminating the footstep. (Only in conjunction with electrohydraulic unit.)	Option	2336173	USD	9,185.00
<b>Milling drum assembly options</b>				
Active floating position on the side plate right and left by continuous comparison between the milling depth and position of the side plate. If required, the side plate is lifted briefly to prevent tilting or sinking into a soft sub-base. (Only possible in conjunction with LEVEL PRO PLUS.)	Standard	2478486	USD	0.00
<b>Cold-start device</b>				
Electrical preheating of the fuel filter to maintain the flow of fuel at low outside temperatures. Serves to guarantee machine operation at temperatures below 0 32 degrees Fahrenheit (0 degrees Celsius).	Option	2377357	USD	836.00
<b>Options for belt conveyor</b>				
Signal lights for visual "stop" and "go" instructions for the truck driver without the use of a horn. The signal lights can be folded in hydraulically from the operator's platform.	Option	2409818	USD	7,204.00
<b>Leveling</b>				
Expansion of the LEVEL PRO PLUS leveling system by a SONIC SKI sensor. Ideal for contact-free wire and soil scanning. Including connection cable and holder.	Option	2352878	USD	6,456.00
<b>Leveling</b>				
Expansion of the leveling system for multiplex system package 3-way right, including 2 x ultrasonic sensors, and connection cable. (FB1000/1200)	Option	2544246	USD	4,622.00
Expansion of the leveling system to make multiplex system package 3-way right and 3-way left, including 4 x ultrasonic sensors and connection cable. (FB1000/1200)	Option	2544249	USD	9,243.00
<b>Attachments</b>				
Battery-operated electro-hydraulic unit for operation of the machine hydraulics with the diesel engine switched off. (e.g. height adjustment of weather canopy, milling drum rotation device and hydraulic pick extractor drift)	Standard	2412494	USD	0.00

<b>Water system</b>				
Hydraulically operated high-pressure water cleaner with a maximum performance of 15 l/min at 150 bar pressure. Ideal for daily cleaning of the machine.	Option	2336231	USD	4,402.00
<b>Pick changing aids</b>				
Milling drum rotation device with electrohydraulic milling drum drive for slowly turning the milling drum during pick replacement.	Standard	2352893	USD	0.00
<b>Wirtgen information and diagnostic system</b>				
Equipment of the machine with job data acquisition. The information is shown in the control display.	Standard	2410294	USD	0.00
<b>Camera system</b>				
Monitor system as maneuvering aid with 2 cameras and screen. A camera is mounted on the discharge conveyor and displays the loading of the truck. The 2nd camera shows the area in front of the milling drum housing. The camera images are displayed on the screen.	Option	2487637	USD	6,192.00
<b>Other devices</b>				
License plate holder with LED lighting to comply with country-specific regulations.	Option	2659037	USD	499.00
<b>Documentation</b>				
Additional set of technical documentation - North America country version (US)	Option		USD	88.00
Spare part and application documentation English (EN)	Option		USD	15.00



## Price list

### W 150 Xfi - 1200mm

#### Scope of supply – basic machine

- Engine: 6-CYLINDER DIESEL ENGINE: CUMMINS QSL 9 C-380 AG4f
- Rated engine power 2100 r.p.m.: 283 kW / 380 HP / 385 PS
- Maximum power at 1900 r.p.m.: 298 kW / 400 HP / 405 PS
- Exhaust standard: US EPA Tier 4f
- Standard milling width: 4ft 11 in / 1,500 mm
- Theoretical milling depth: 1 ft 1 in / 330 mm

#### STANDARD EQUIPMENT

- Base machine with engine
- Machine chassis with wasp waist on the right side (zero edge)
- Electrohydraulically opening engine cowling
- Radiator with temperature-dependent fan speed
- Additional control switch for scraper blade, bottom right
- Elastically mounted engine station with low vibration and low noise
- Three milling drum rotation speeds with electric on/off function 106 r.p.m. - 96 r.p.m. - 86 r.p.m.
- Air compressor system

#### MILLING DRUM HOUSING

- The right-hand side of the milling drum housing can be easily opened for maintenance or drum change
- Hydraulic material depressor with conveyor lifting function
- Hydraulically opening scraper plate with convenience locking
- Exchangeable wearing segments on the side plate

#### LOADING OF MILLED MATERIAL

- Discharge conveyor slewing angle left 60 degrees - right 60 degrees
- Hydraulically foldable discharge conveyor with two swing speeds, including adjustable conveyor speed for precise loading

#### MACHINE CONTROL AND LEVELLING SYSTEM

- LEVEL PRO PLUS leveling system right and left
- RAPID SLOPE cross-slope sensor for LEVEL PRO ACTIVE leveling system
- Jog mode for height adjustment
- Load-dependent advance control
- 4-track drive with manually activated, electronic anti-slip control
- 4 selectable steering modes
- Automatic water management
- Automatic engine speed control

#### OPERATOR'S PLATFORM

- Convenient control panel with practical switches
- Multi-function armrest including color operating display for one-handed operation of most machine functions.
- Digital multi-function display for all important operating conditions
- Scraper height indicator on control panel
- Operating panel nighttime lighting
- Robust anti-vandalism protection for the controls
- Adjustable steering wheel position
- Optimally positionable operator's seat

- Footstep right and left with conveniently folding ladder
- Two mirrors front, one mirror middle and one mirror in rear area of the machine

#### TRACK UNIT AND HEIGHT ADJUSTMENT

- Fourfold full-floating axle for high machine stability
- PTS – automatic alignment of the machine parallel to the pavement surface
- ISC – intelligent track speed control including hydraulic four-track drive
- Reversing with the milling drum rotating. Simple and fast maneuvering
- Equipped with extremely wear-resistant 2-piece polyurethane track pads

#### MISCELLANEOUS

- Large tool package
- Generously sized water and diesel tanks
- Total of 3 EMERGENCY STOP switches at sensible positions on the machine
- "Welcome" and "Go home" lights feature including LED lighting in the area of the operator's platform and access
- Pre-fitting for installing the WITOS FleetView control unit
- European type certification, EuroTest mark and CE conformity

<b>List price ex subsidiary Wirtgen America</b>	<b>USD</b>	<b>693,889.00</b>
---	------------	-------------------

#### Mandatory Options

##### Milling drum housing

Wear-resistant milling drum housing FB1500 (4 ft 11 in), with pre-fitting enabling a quick and easy change of the milling drums with varying spacings and milling widths, without milling drum.	Standard	2400857	USD	0.00
---	----------	---------	-----	------

##### Milling drums / milling units

FCS milling unit FB1200 (3 ft 11 in) LA15, with quick-change toolholder system HT22, milling depth max. 11 in / 280 mm, equipped with 109 picks, including scraper bottom part FB1200 (3 ft 11 in)	Standard	2409827	USD	0.00
--	----------	---------	-----	------

##### OPERATOR'S PLATFORM

Standard operator's seat with shock absorption and lengthways adjustment	Standard	2412488	USD	0.00
--	----------	---------	-----	------

##### Hydraulic connection

Machine with hydraulic pre-fitting for a discharge conveyor with screw coupling. Each contains the coupling element on the machine side and the discharge conveyor side.	Standard	2412477	USD	0.00
--	----------	---------	-----	------

##### Material transport

Discharge conveyor 26 ft 9 in / 8,150 mm long with conveyor belt width 2 ft / 600 mm and hydraulic folding device for shortening the transport length or simplified maneuvering in narrow fields.	Standard	2336175	USD	0.00
---	----------	---------	-----	------

<b>Paint</b>				
Film coating in cream RAL 9001 with orange stripes. The entire base of the machine is painted in slate gray RAL 7019	Standard	2863424	USD	0.00
The film coating is applied in RAL colors and design according to the customer's wishes. Film coating provides protection against mechanical and weather-related damage and can be removed without leaving any marks, if required	Option	2863426	USD	1,482.00
<b>Technical documentation</b>				
Technical documentation - North America country version (US)	Standard	2456347	USD	0.00
<b>Telematics</b>				
WITOS FleetView (mobile phone standard 3, 4G) includes a control unit (TCU) with a GPS receiver and the usage rights for the web application WITOS FleetView. The web access function offers a compact overview of the machine status including consumption data, working times, position data, error messages and service intervals. (The actual amount of data available depends on the machine type). The availability of WITOS FleetView is guaranteed for 3 years from the date of delivery.	Standard	2770403	USD	0.00
<b>Machine lighting</b>				
Lighting system consisting of 8 halogen and 6 LED working lights. The headlights illuminate the area in front of and behind the machine, both machine sides, the area in front of the milling drum unit and on the chassis unit, the loading area, the ladder/footstep and the operator's platform. The light output of the working lights is approx. 21,100 lumens in total.	Standard	2450350	USD	0.00
High-performance lighting system consisting of 1 halogen and 17 LED working lights. The headlights illuminate the area in front of and behind the machine, both machine sides, the area in front of the milling drum unit and on the chassis unit, the area of the wasp waist, the loading area, the ladder/footstep and the operator's platform. The light output of the working lights is approx. 29,900 lumens in total. LED working lights are extremely bright, shock-resistant and durable.	Option	2450351	USD	2,362.00



<b>Additional devices</b>				
Battery-operated electrohydraulic unit. Weather canopy and engine cover can be lifted with the hydraulic unit.	Standard	2400778	USD	0.00
Battery-operated electrohydraulic unit for milling drum rotation device and hydraulic pick ejector. Weather canopy and engine cover can be lifted with the hydraulic unit. Furthermore, emergency functions such as raising the crawler units, releasing the parking brake, and other cylinder functions can be operated even when the engine is switched off.	Option	2400779	USD	1,951.00
<b>Equipment Options</b>				
<b>Exhaust air filter</b>				
VCS – vacuum cutting system on the discharge conveyor for the extraction of fine material particles and water vapor from the sealed milling drum unit.	Option	2441379	USD	9,302.00
<b>Advance drive</b>				
Equipment of the machine with precision steering. Pushbuttons on the multi-function armrests with a proportional response permit more precise steering of the machine.	Standard	2400798	USD	0.00
<b>Equipment operator's platform</b>				
Operator's platform equipped with weather canopy as well as windscreen and rear window. The side parts of the roof shell can be pulled out and the windows are movable. The complete roof can be folded in electro-hydraulically using a battery operated hydraulic pump for simplified machine transport. In addition, operation with a hand pump is possible. The operator's seat is surrounded by impact and abrasion-resistant Plexiglas panels.	Option	2400795	USD	14,833.00
Additional control unit for ground operation of the machine. Enables the ground crew to control important machine functions on the left side of the machine additionally.	Standard	2400803	USD	0.00
Heating with fan and air outlet openings in the footwell of the operator's platform.	Option	2400791	USD	1,467.00
<b>Milling drum assembly options</b>				
Overload sensor on the scraper for automatic lifting function in case of obstacles. Effectively prevents the scraper from sinking into the loose sub-base, as well as getting stuck on obstacles.	Standard	2483584	USD	0.00
<b>Device for milling drum change</b>				
Milling drum assembly trolley for milling drums up to FB1500 (4 ft 11 in), for straightforward milling drum change	Option	2125929	USD	5,693.00
<b>Additional milling units</b>				
FCS milling unit FB600 (24") LA12, with quick-change toolholder system HT22, milling depth max. 11 in / 280 mm, equipped with 79 picks, including scraper bottom part FB600 (24")	Option	2417852	USD	29,769.00
FCS milling unit FB900 (2 ft 11 in) LA15, with quick-change toolholder system HT22, milling depth max. 11 in / 280 mm, equipped with 102 RS picks, including scraper bottom part FB900 (2 ft 11 in)	Option	2417854	USD	35,212.00

FCS milling unit FB1200 (3 ft 11 in) LA15, with quick-change toolholder system HT22, milling depth max. 11 in / 280 mm, equipped with 109 picks, including scraper bottom part FB1200 (3 ft 11 in)	Option	2409827	USD	40,832.00
<b>Cold-start device</b>				
Electrical preheating of the fuel filter to maintain the flow of fuel at low outside temperatures. Serves to guarantee machine operation at temperatures below 0 32 degrees Fahrenheit (0 degrees Celsius).	Option	2400772	USD	836.00
<b>Options for belt conveyor</b>				
Signal lights for visual "stop" and "go" instructions for the truck driver without the use of a horn. The signal lights can be folded in hydraulically from the operator's platform.	Option	2458620	USD	7,204.00
<b>Leveling</b>				
Expansion of the LEVEL PRO PLUS leveling system by a SONIC SKI sensor. Ideal for contact-free wire and soil scanning. Including connection cable and holder.	Option	2410276	USD	6,368.00
<b>Leveling</b>				
Expansion of the leveling system for scanning the surface in front of the milling drum unit. A ski in a mobile mounting scans the height using a position measuring system. The surface shortly ahead of the milling drum unit can thus be taken as a reference if scanning using the side plate is not possible. The scanning can be hydraulically activated from the operator's seat.	Standard	2400801	USD	0.00
<b>Additional control unit LEVEL PRO</b>				
Expansion LEVEL PRO PLUS with an additional operating display, including required connection cable and holder.	Option	2400802	USD	3,125.00
<b>Leveling</b>				
Multiplex pre-fitting comprising 4 sensor sockets and holder for expanding the leveling system with one or two multiplex systems. Permits trouble-free connection of at most 2 multiplex sensors per machine side at a later point.	Option	2459795	USD	1,541.00
Expansion of the leveling system for multiplex system package 3-way right, including 2 x ultrasonic sensors, and connection cable.	Option	2410282	USD	4,108.00
Expansion of the leveling system to make multiplex system package 3-way right and 3-way left, including 4 x ultrasonic sensors and connection cable.	Option	2410283	USD	8,216.00
<b>Water system</b>				
Hydraulically operated high-pressure water cleaner with a maximum performance of 15 l/min / 3 gall 8 pt/min at 150 bar / 2175 psi pressure. Ideal for daily cleaning of the machine, including high pressure lance and 15 m / 50 ft hose.	Option	2438190	USD	2,744.00

<b>Pick changing aids</b>				
Milling drum rotation device with electrohydraulic milling drum drive for slowly turning the milling drum during pick replacement.	Option	2410287	USD	3,301.00
Pneumatic hammer with two pick extractor and inserter tools each as well as 5 m / 16 ft 5 in hose and holder.	Standard	2400775	USD	0.00
Additional folding seat on the rear right chassis unit for additional comfort during the pick change. The entire milling drum can easily be reached from a sitting position.	Option	2411373	USD	1,056.00
<b>Wirtgen information and diagnostic system</b>				
The actual milling depth is measured by a differential method between sensors on the side plate and sensors on the scraper. The actual milling depth is displayed in the Info menu of the LEVEL PRO PLUS display.	Option	2410291	USD	1,144.00
Equipment of the machine with job data acquisition. The information is shown in the control display.	Option	2410294	USD	1,247.00
<b>Camera system</b>				
Monitor system as maneuvering aid with 2 cameras and screen. Each of these shows the area behind the machine as well as the area at the discharge conveyor.	Standard	2410296	USD	0.00
Monitor system as maneuvering aid with 5 cameras and 2 displays. The cameras show the area behind the machine, the area in front of the loading conveyor, the side plate, the track unit at the front left, the left milled edge, the left side of the machine and the milled surface behind the milling drum unit. 2 additional LED lamps illuminate the camera area and are included in the scope of supply.	In lieu of 2410296	2410297	USD	7,879.00
<b>Other devices</b>				
License plate holder with LED lighting to comply with country-specific regulations.	Option	2659026	USD	499.00
<b>Other devices</b>				
Large sized storage compartment for 10 pick containers on the rear of the machine instead of the standard storage compartment.	Option	2409814	USD	1,174.00
<b>Documentation</b>				
Additional set of technical documentation - North America country version (US)	Option		USD	88.00
Spare part and application documentation English (EN)	Option		USD	15.00
Date: 11/23/2020				

**Price list****W 150 Xfi - 1500mm****Scope of supply – basic machine**

- Engine: 6-CYLINDER DIESEL ENGINE: CUMMINS QSL 9 C-380 AG4f
- Rated engine power 2100 r.p.m.: 283 kW / 380 HP / 385 PS
- Maximum power at 1900 r.p.m.: 298 kW / 400 HP / 405 PS
- Exhaust standard: US EPA Tier 4f
- Standard milling width: 4ft 11 in / 1,500 mm
- Theoretical milling depth: 1 ft 1 in / 330 mm

**STANDARD EQUIPMENT**

- Base machine with engine
- Machine chassis with wasp waist on the right side (zero edge)
- Electrohydraulically opening engine cowl
- Radiator with temperature-dependent fan speed
- Additional control switch for scraper blade, bottom right
- Elastically mounted engine station with low vibration and low noise
- Three milling drum rotation speeds with electric on/off function 106 r.p.m. - 96 r.p.m. - 86 r.p.m.
- Air compressor system

**MILLING DRUM HOUSING**

- The right-hand side of the milling drum housing can be easily opened for maintenance or drum change
- Hydraulic material depressor with conveyor lifting function
- Hydraulically opening scraper plate with convenience locking
- Exchangeable wearing segments on the side plate

**LOADING OF MILLED MATERIAL**

- Discharge conveyor slewing angle left 60 degrees - right 60 degrees
- Hydraulically foldable discharge conveyor with two swing speeds, including adjustable conveyor speed for precise loading

**MACHINE CONTROL AND LEVELLING SYSTEM**

- LEVEL PRO PLUS leveling system right and left
- RAPID SLOPE cross-slope sensor for LEVEL PRO ACTIVE leveling system
- Jog mode for height adjustment
- Load-dependent advance control
- 4-track drive with manually activated, electronic anti-slip control
- 4 selectable steering modes
- Automatic water management
- Automatic engine speed control

**OPERATOR'S PLATFORM**

- Convenient control panel with practical switches
- Multi-function armrest including color operating display for one-handed operation of most machine functions.
- Digital multi-function display for all important operating conditions
- Scraper height indicator on control panel
- Operating panel nighttime lighting
- Robust anti-vandalism protection for the controls
- Adjustable steering wheel position
- Optimally positionable operator's seat

- Footstep right and left with conveniently folding ladder
- Two mirrors front, one mirror middle and one mirror in rear area of the machine

#### TRACK UNIT AND HEIGHT ADJUSTMENT

- Fourfold full-floating axle for high machine stability
- PTS – automatic alignment of the machine parallel to the pavement surface
- ISC – intelligent track speed control including hydraulic four-track drive
- Reversing with the milling drum rotating. Simple and fast maneuvering
- Equipped with extremely wear-resistant 2-piece polyurethane track pads

#### MISCELLANEOUS

- Large tool package
- Generously sized water and diesel tanks
- Total of 3 EMERGENCY STOP switches at sensible positions on the machine
- "Welcome" and "Go home" lights feature including LED lighting in the area of the operator's platform and access
- Pre-fitting for installing the WITOS FleetView control unit
- European type certification, EuroTest mark and CE conformity

<b>List price ex subsidiary Wirtgen America</b>	<b>USD</b>	<b>693,639.00</b>
---	------------	-------------------

#### Mandatory Options

##### Milling drum housing

Wear-resistant milling drum housing FB1500 (4 ft 11 in), with pre-fitting enabling a quick and easy change of the milling drums with varying spacings and milling widths, without milling drum.	<b>Standard</b>	<b>2400857</b>	<b>USD</b>	<b>0.00</b>
---	-----------------	----------------	------------	-------------

##### Milling drums / milling units

FCS milling drum with milling width 1500 mm / 4 ft / 11 in, milling depth max. 330 mm / 1 ft 1 in, tool spacing 15 mm / 19/32 in, equipped with quick-change toolholder system HT22 and 136 picks. For a wide range of applications, e.g. removal of surface and binder layer, complete removal of road surfaces or concrete milling work.	<b>Standard</b>	<b>2309317</b>	<b>USD</b>	<b>0.00</b>
--	-----------------	----------------	------------	-------------

##### OPERATOR'S PLATFORM

Standard operator's seat with shock absorption and lengthways adjustment	<b>Standard</b>	<b>2412488</b>	<b>USD</b>	<b>0.00</b>
--	-----------------	----------------	------------	-------------

##### Hydraulic connection

Machine with hydraulic pre-fitting for a discharge conveyor with screw coupling. Each contains the coupling element on the machine side and the discharge conveyor side.	<b>Standard</b>	<b>2412477</b>	<b>USD</b>	<b>0.00</b>
--	-----------------	----------------	------------	-------------

##### Material transport

Discharge conveyor 26 ft 9 in / 8,150 mm long with conveyor belt width 2 ft / 600 mm and hydraulic folding device for shortening the transport length or simplified maneuvering in narrow fields.	<b>Standard</b>	<b>2336175</b>	<b>USD</b>	<b>0.00</b>
---	-----------------	----------------	------------	-------------

<b>Paint</b>				
Film coating in cream RAL 9001 with orange stripes. The entire base of the machine is painted in slate gray RAL 7019	Standard	2863424	USD	0.00
The film coating is applied in RAL colors and design according to the customer's wishes. Film coating provides protection against mechanical and weather-related damage and can be removed without leaving any marks, if required	Option	2863426	USD	1,482.00
<b>Technical documentation</b>				
Technical documentation - North America country version (US)	Standard	2456347	USD	0.00
<b>Telematics</b>				
WITOS FleetView (mobile phone standard 3, 4G) includes a control unit (TCU) with a GPS receiver and the usage rights for the web application WITOS FleetView. The web access function offers a compact overview of the machine status including consumption data, working times, position data, error messages and service intervals. (The actual amount of data available depends on the machine type). The availability of WITOS FleetView is guaranteed for 3 years from the date of delivery.	Standard	2770403	USD	0.00
<b>Machine lighting</b>				
Lighting system consisting of 8 halogen and 6 LED working lights. The headlights illuminate the area in front of and behind the machine, both machine sides, the area in front of the milling drum unit and on the chassis unit, the loading area, the ladder/footstep and the operator's platform. The light output of the working lights is approx. 21,100 lumens in total.	Standard	2450350	USD	0.00

High-performance lighting system consisting of 1 halogen and 17 LED working lights. The headlights illuminate the area in front of and behind the machine, both machine sides, the area in front of the milling drum unit and on the chassis unit, the area of the wasp waist, the loading area, the ladder/footstep and the operator's platform. The light output of the working lights is approx. 29,900 lumens in total. LED working lights are extremely bright, shock-resistant and durable.	<b>Option</b>	<b>2450351</b>	<b>USD</b>	<b>2,362.00</b>
<b>Additional devices</b>				
Battery-operated electrohydraulic unit. Weather canopy and engine cover can be lifted with the hydraulic unit.	<b>Standard</b>	<b>2400778</b>	<b>USD</b>	<b>0.00</b>
Battery-operated electrohydraulic unit for milling drum rotation device and hydraulic pick ejector. Weather canopy and engine cover can be lifted with the hydraulic unit. Furthermore, emergency functions such as raising the crawler units, releasing the parking brake, and other cylinder functions can be operated even when the engine is switched off.	<b>Option</b>	<b>2400779</b>	<b>USD</b>	<b>1,951.00</b>
<b>Equipment Options</b>				
<b>Exhaust air filter</b>				
VCS – vacuum cutting system on the discharge conveyor for the extraction of fine material particles and water vapor from the sealed milling drum unit.	<b>Option</b>	<b>2441379</b>	<b>USD</b>	<b>9,302.00</b>
<b>Advance drive</b>				
Equipment of the machine with precision steering. Pushbuttons on the multi-function armrests with a proportional response permit more precise steering of the machine.	<b>Standard</b>	<b>2400798</b>	<b>USD</b>	<b>0.00</b>
<b>Equipment operator's platform</b>				
Operator's platform equipped with weather canopy as well as windscreen and rear window. The side parts of the roof shell can be pulled out and the windows are movable. The complete roof can be folded in electro-hydraulically using a battery operated hydraulic pump for simplified machine transport. In addition, operation with a hand pump is possible. The operator's seat is surrounded by impact and abrasion-resistant Plexiglas panels.	<b>Option</b>	<b>2400795</b>	<b>USD</b>	<b>14,833.00</b>
Additional control unit for ground operation of the machine. Enables the ground crew to control important machine functions on the left side of the machine additionally.	<b>Standard</b>	<b>2400803</b>	<b>USD</b>	<b>0.00</b>
Heating with fan and air outlet openings in the footwell of the operator's platform.	<b>Option</b>	<b>2400791</b>	<b>USD</b>	<b>1,467.00</b>

<b>Milling drum assembly options</b>				
Overload sensor on the scraper for automatic lifting function in case of obstacles. Effectively prevents the scraper from sinking into the loose sub-base, as well as getting stuck on obstacles.	<b>Standard</b>	<b>2483584</b>	<b>USD</b>	<b>0.00</b>
Active floating position on the side plate right and left by continuous comparison between the milling depth and position of the side plate. If required, the side plate is lifted briefly to prevent tilting or sinking into a soft sub-base. (Only possible in conjunction with LEVEL PRO PLUS.)	<b>Option</b>	<b>2478486</b>	<b>USD</b>	<b>1,878.00</b>
<b>Device for milling drum change</b>				
Milling drum assembly trolley for milling drums up to FB1500 (4 ft 11 in), for straightforward milling drum change	<b>Option</b>	<b>2125929</b>	<b>USD</b>	<b>5,693.00</b>
<b>Additional milling units</b>				
FCS milling unit FB600 (24") LA12, with quick-change toolholder system HT22, milling depth max. 11 in / 280 mm, equipped with 79 picks, including scraper bottom part FB600 (24")	<b>Option</b>	<b>2417852</b>	<b>USD</b>	<b>29,769.00</b>
FCS milling unit FB900 (2 ft 11 in) LA15, with quick-change toolholder system HT22, milling depth max. 11 in / 280 mm, equipped with 102 RS picks, including scraper bottom part FB900 (2 ft 11 in)	<b>Option</b>	<b>2417854</b>	<b>USD</b>	<b>35,212.00</b>
FCS milling unit FB1200 (3 ft 11 in) LA15, with quick-change toolholder system HT22, milling depth max. 11 in / 280 mm, equipped with 109 picks, including scraper bottom part FB1200 (3 ft 11 in)	<b>Option</b>	<b>2409827</b>	<b>USD</b>	<b>40,832.00</b>
<b>Cold-start device</b>				
Electrical preheating of the fuel filter to maintain the flow of fuel at low outside temperatures. Serves to guarantee machine operation at temperatures below 0 32 degrees Fahrenheit (0 degrees Celsius).	<b>Option</b>	<b>2400772</b>	<b>USD</b>	<b>836.00</b>
<b>Options for belt conveyor</b>				
Signal lights for visual "stop" and "go" instructions for the truck driver without the use of a horn. The signal lights can be folded in hydraulically from the operator's platform.	<b>Option</b>	<b>2458620</b>	<b>USD</b>	<b>7,204.00</b>



<b>Leveling</b>				
Expansion of the LEVEL PRO PLUS leveling system by a SONIC SKI sensor. Ideal for contact-free wire and soil scanning. Including connection cable and holder.	Option	2410276	USD	6,368.00
<b>Leveling</b>				
Expansion of the leveling system for scanning the surface in front of the milling drum unit. A ski in a mobile mounting scans the height using a position measuring system. The surface shortly ahead of the milling drum unit can thus be taken as a reference if scanning using the side plate is not possible. The scanning can be hydraulically activated from the operator's seat.	Standard	2400801	USD	0.00
<b>Additional control unit LEVEL PRO</b>				
Expansion LEVEL PRO PLUS with an additional operating display, including required connection cable and holder.	Option	2400802	USD	3,125.00
<b>Leveling</b>				
Multiplex pre-fitting comprising 4 sensor sockets and holder for expanding the leveling system with one or two multiplex systems. Permits trouble-free connection of at most 2 multiplex sensors per machine side at a later point.	Option	2459795	USD	1,541.00
Expansion of the leveling system for multiplex system package 3-way right, including 2 x ultrasonic sensors, and connection cable.	Option	2410282	USD	4,108.00
Expansion of the leveling system to make multiplex system package 3-way right and 3-way left, including 4 x ultrasonic sensors and connection cable.	Option	2410283	USD	8,216.00
<b>Water system</b>				
Hydraulically operated high-pressure water cleaner with a maximum performance of 15 l/min / 3 gall 8 pt/min at 150 bar / 2175 psi pressure. Ideal for daily cleaning of the machine, including high pressure lance and 15 m / 50 ft hose.	Option	2438190	USD	2,744.00
<b>Pick changing aids</b>				
Milling drum rotation device with electrohydraulic milling drum drive for slowly turning the milling drum during pick replacement.	Option	2410287	USD	3,301.00
Pneumatic hammer with two pick extractor and inserter tools each as well as 5 m / 16 ft 5 in hose and holder.	Standard	2400775	USD	0.00
Additional folding seat on the rear right chassis unit for additional comfort during the pick change. The entire milling drum can easily be reached from a sitting position.	Option	2411373	USD	1,056.00

<b>Wirtgen information and diagnostic system</b>				
The actual milling depth is measured by a differential method between sensors on the side plate and sensors on the scraper. The actual milling depth is displayed in the Info menu of the LEVEL PRO PLUS display.	<b>Option</b>	<b>2410291</b>	<b>USD</b>	<b>1,144.00</b>
Equipment of the machine with job data acquisition. The information is shown in the control display.	<b>Option</b>	<b>2410294</b>	<b>USD</b>	<b>1,247.00</b>
<b>Camera system</b>				
Monitor system as maneuvering aid with 2 cameras and screen. Each of these shows the area behind the machine as well as the area at the discharge conveyor.	<b>Standard</b>	<b>2410296</b>	<b>USD</b>	<b>0.00</b>
Monitor system as maneuvering aid with 5 cameras and 2 displays. The cameras show the area behind the machine, the area in front of the loading conveyor, the side plate, the track unit at the front left, the left milled edge, the left side of the machine and the milled surface behind the milling drum unit. 2 additional LED lamps illuminate the camera area and are included in the scope of supply.	<b>In lieu of 2410296</b>	<b>2410297</b>	<b>USD</b>	<b>7,879.00</b>
<b>Other devices</b>				
License plate holder with LED lighting to comply with country-specific regulations.	<b>Option</b>	<b>2659026</b>	<b>USD</b>	<b>499.00</b>
<b>Other devices</b>				
Large sized storage compartment for 10 pick containers on the rear of the machine instead of the standard storage compartment.	<b>Option</b>	<b>2409814</b>	<b>USD</b>	<b>1,174.00</b>
<b>Documentation</b>				
Additional set of technical documentation - North America country version (US)	<b>Option</b>		<b>USD</b>	<b>88.00</b>
Spare part and application documentation English (EN)	<b>Option</b>		<b>USD</b>	<b>15.00</b>



## Price list W 200 Hi

### Scope of supply – basic machine

- 6-CYLINDER DIESEL ENGINE TYPE CUMMINS QSX 15
- Maximum power at 1900 r.p.m.: 455 kW / 610 HP / 619 PS
- Exhaust standard: EU Stage 4 / US EPA Tier 4f
- Standard milling width: 6 ft 10 in / 2100 mm
- Theoretical milling depth: 1 ft / 300 mm

#### STANDARD EQUIPMENT

- Base machine with engine
- Machine chassis with double-sided wasp waist
- Hydraulically opening, soundproof engine cover
- Air compressor system
- Battery-operated hydraulic unit for auxiliary drive
- Cooling system with temperature-controlled fan speed
- Storage compartments for pick containers

#### MILLING DRUM HOUSING

- Milling drum housing with infinitely variable lateral shift function permits milling up to the edge on the right or left side of the machine. The total adjustment range is 2 ft 7 in / 800 mm. (1 ft 4 in left / 1 ft 4 in right / 400 mm left / 400 mm right)
- Hydrostatic drive of the milling drum
- Three electrically selectable milling drum speeds
- Hydraulic material depressor with conveyor lifting function
- Hydraulically movable and positionable scraper plate
- Hydraulically lifting side plate, 1 ft 5 in / 420 mm clearance right and left
- Triple-divided water sprinkling strip in the milling drum unit, segments individually switchable

#### LOADING OF MILLED MATERIAL

- Conveyor system with manually or automatically adjustable conveying speed
- Water spray system in the primary conveyor
- Slewing angle discharge conveyor  $\pm 60^\circ$

#### MACHINE CONTROL AND LEVELLING SYSTEM

- Multi-function control display showing important machine operating conditions
- Comprehensive machine diagnostics displayed on the control screen
- Milling power control with automatic on/off function
- Two exterior panels for operating functions by ground crew
- LEVEL PRO PLUS leveling system right and left
- RAPID SLOPE cross-slope sensor for LEVEL PRO ACTIVE leveling system

#### OPERATOR'S PLATFORM

- Fully anti-vibration mounted operator's platform
- Convenient, individually adjustable control panel
- Convenient access to the operator's platform, left and right
- Lockable control panel covers
- Two mirrors at the front, one mirror at the rear of the machine

#### TRACK UNIT AND HEIGHT ADJUSTMENT

- PTS – automatic alignment of the machine parallel to the pavement surface
- ISC – intelligent track speed control including hydraulic four-track drive
- Fourfold full-floating axle for high machine stability

- Freely selectable steering functions for the four-track steering
- Extremely wear-resistant, two-piece EPS polyurethane track pads

#### MISCELLANEOUS

- Lighting system including 5 halogen floodlights and 4 LED lights in the area of the milling unit
- "Welcome" and "Go home" lights feature including LED lighting in the area of the operator's platform and access
- Large tool kit in lockable tool box
- A total of six EMERGENCY STOP switches in appropriate positions on the machine
- High-pressure water system with automatic on/off function, 261 psi / 18 bar, 17 gal.min / 67 l/min
- Pre-fitting for installing the WITOS FleetView control unit "WIRTGEN Road Technologies Telematics and on-site Solutions" (WITOS) is the intelligent telematics system of the WIRTGEN Road Technologies for efficient fleet and service management worldwide
- European type certification, EuroTest mark and CE conformity

**List price ex subsidiary Wirtgen America** **USD** **930,853.00**

#### Mandatory Options

##### Milling drum housing

Wear-resistant milling drum housing FB2100 (6 ft 11 in) without milling drum	Standard	2193939	USD	0.00
--	----------	---------	-----	------

##### Milling drums / milling units

Milling drum with milling width 2100 mm / 6 ft / 11 in, milling depth max. 300 mm / 0 ft 11 in, tool spacing 15 mm / 19/32 in, equipped with quick-change toolholder system HT22 and 190 picks. For a wide range of applications, e.g. removal of surface and binder layer, complete removal of road surfaces or concrete milling work.	Standard	2314413	USD	0.00
---	----------	---------	-----	------

#### OPERATOR'S PLATFORM

Flexibly mounted operator's platform with clearly laid-out control panel and control display as well as a large storage compartment (approx. 250 l / 66 gal) on the operator's platform and single stand-up seats on the right and left. The storage compartment has a variable, removable false floor and a lockable lid which can also be used as a seat. It is used for storing tools, pick elements, a coolbox, etc.	Standard	2488411	USD	0.00
--	----------	---------	-----	------

Flexibly mounted operator's platform with clear control panels and control display as well as comfortable adjustable operator's seats right and left.	In lieu of 2488411	2446210	USD	1,541.00
---	--------------------	---------	-----	----------

#### OPERATOR'S PLATFORM

Complete mirror set: 2 mirrors front and one mirror on rear of the machine	Standard	2276347	USD	0.00
--	----------	---------	-----	------

Complete mirror set, partial from operator's platform electrically folding as well as additionally heated and with truck stop and go indication	Option	2276348	USD	5,957.00
---	--------	---------	-----	----------

#### Material transport

Heavy-duty 25 ft 11 in / 7,900 mm long discharge conveyor with conveyor belt system 2 ft 9 in / 850 mm and hydraulic folding device for shortening the transport length	Standard	2446319	USD	0.00
---	----------	---------	-----	------

<b>Water tank filling</b>				
Additional water tank filling from the rear of the machine using a shut-off cock.	Standard	2193960	USD	0.00
Additional water tank filling from the rear of the machine with a powerful, hydraulically operated filler pump	Option	2448383	USD	3,888.00
<b>Paint</b>				
Painting in cream RAL 9001 with orange stripes. The entire base of the machine is painted in slate gray RAL 7015.	Standard	2446558	USD	0.00
Monocolor special painting. Cream white color is replaced by a special color (RAL according to customer). The complete lower part of the machine is painted in slate grey RAL 7015.	Option	2446559	USD	2,626.00
<b>Technical documentation</b>				
Technical documentation - North America country version (US)	Standard	2456347	USD	0.00
<b>Telematics</b>				
WITOS FleetView (mobile phone standard 3, 4G) includes a control unit (TCU) with a GPS receiver and the usage rights for the web application WITOS FleetView. The web access function offers a compact overview of the machine status including consumption data, working times, position data, error messages and service intervals. (The actual amount of data available depends on the machine type). The availability of WITOS FleetView is guaranteed for 3 years from the date of delivery.	Standard	2770403	USD	0.00
<b>Machine lighting</b>				
Halogen lighting system 24 V. Consisting of 6 additional halogen working lights for illuminating the working area. The light output is approx. 1,750 lumens per headlight. Including 3 rotary beacons.	Standard	2346607	USD	0.00
Powerful LED lighting system 24 V. Consisting of 6 additional LED working lights for optimum illumination of the working area. LED working lights are extremely bright, shock-resistant and durable. The light output is approx. 3,000 lumens per headlight (halogen approx. 1,750 lumens). Including 3 LED rotary beacons.	Option	2346608	USD	4,607.00
<b>Equipment Options</b>				
<b>Additional weight</b>				
Additional weight 2,425 lbs / 1,100 kg	Standard	2346424	USD	0.00
Large sized storage compartment for 29 pick containers mounted on the rear of the machine instead of the standard storage compartment.	Option	2221603	USD	3,668.00
<b>Exhaust air filter</b>				
VCS extraction system on the discharge conveyor, for extraction of fine material particles and water vapor from the sealed milling unit. For version with long discharge conveyor.	Standard	2566917	USD	0.00

<b>Equipment operator's platform</b>				
Operator's platform equipped with weather canopy including windscreen and rear window. The canopy is equipped with extensions on both sides and protects the entire operator's platform from rain and sunlight. The canopy itself is made of highly durable GFRP and the windscreen and rear window are scratch-resistant laminated protective glass. The canopy can be folded up electrohydraulically to facilitate machine transport.	Option	2492942	USD	16,124.00
Hot air heating in the footwell area of the operator's platform	Option	2174234	USD	1,907.00
<b>Device for milling drum change</b>				
Milling drum mounting and transport cart for milling drums from FB1500 (4 ft 11 in) to FB2500 (8 ft 2 in)	Option	2312515	USD	7,072.00
<b>Cold-start device</b>				
Electrical preheating of the fuel filter to maintain the flow of fuel at low outside temperatures. Serves to guarantee machine operation at temperatures below 0 32 degrees Fahrenheit (0 degrees Celsius).	Option	2344691	USD	1,497.00
<b>Leveling</b>				
Expansion of leveling system by one ultrasonic sensor for scanning in front of the milling drum right or left. Including connection cable and holder.	Standard	2286567	USD	0.00
Expansion of leveling system by two ultrasonic sensors for scanning in front of the milling drum right and left. Including connection cable and holder.	In lieu of 2286567	2283608	USD	1,276.00
<b>Additional control unit LEVEL PRO</b>				
Expansion LEVEL PRO with an additional operating display, including required connection cable	Standard	2137348	USD	0.00
<b>Leveling</b>				
Pre-fitting for multiplex system comprising 4 sensors sockets for expanding the leveling system with one or two multiplex systems. Permits trouble-free connection of at most 2 multiplex sensors per machine side at a later point.	Standard	2436230	USD	0.00
Expansion leveling system for multiplex system package 3-way right, including 2 x ultrasonic sensors, connection cable and holder	Option	2436231	USD	3,404.00
Expansion of leveling system to make multiplex system package 3-way right and 3-way left, including 4 x ultrasonic sensors, connection cable and holder	Option	2436232	USD	7,189.00
<b>Water system</b>				
Powerful, hydraulically operated high pressure water cleaner with a maximum output of 15 l/min (4 gpm) at a pressure of 150 bar (2175 psi).	Option	2193973	USD	2,744.00
<b>Pick changing aids</b>				
Hydraulically driven pick ejector, including the holder and required electrical and hydraulic connections. Ideal for convenient, fast and low-noise pick changes.	Option	2178052	USD	3,903.00

Pneumatic hammer with two pick extractor and inserter tools each as well as 5.00 m / 16 ft 5 in hose.	Standard	2137372	USD	0.00
Fold-open seats on the rear track units for the pick change, with integrated storage compartment for pick change tools and 4 pick containers	Standard	2283946	USD	0.00
<b>Diesel tank filling systems</b>				
Electrically operated diesel suction and pressure pump for the diesel tank filling with 5.00 m suction hose.	Option	2125976	USD	1,012.00
<b>Wirtgen information and diagnostic system</b>				
The actual milling depth is measured by a differential method between sensors on the side plate and sensors on the scraper. The actual milling depth is displayed in the Info menu of the LEVEL PRO display.	Standard	2219502	USD	0.00
<b>Camera system</b>				
Monitor system as maneuvering aid with 2 cameras. Each of these shows the area behind the machine as well as the area in front of the loading conveyor. The camera images are displayed on the machine control display.	Option	2526011	USD	3,022.00
Monitor system as maneuvering aid with 2 cameras. Camera 1 is installed on the rear of the machine pointing to the rear and camera 2 is installed between the front track units pointing to the front. The camera images are displayed on the machine control display	Standard	2286626	USD	0.00
Extensive monitor system consisting of a total of 6 cameras and an additional monitor. Cameras 1 and 2 show the areas behind the machine as well as ahead of the load belt, and thus facilitate maneuvering and loading. Cameras 3-6 show the area in front of the milling drum unit, the milled area behind the milling unit as well as the side plate and the front right and left chassis units, thereby facilitating the working process. Camera images 1-2 are displayed in the machine control display, camera images 3-6 are output on the additional monitor.	Option	2530073	USD	10,549.00
<b>Other devices</b>				
License plate holder with LED lighting to comply with country-specific regulations.	Option	2658169	USD	499.00
<b>Documentation</b>				
Additional set of technical documentation - North America country version (US)	Option		USD	88.00
Spare part and application documentation English (EN)	Option		USD	15.00



## Price list W 200 Fi

### Scope of supply – basic machine

- 6-CYLINDER DIESEL ENGINE TYPE CUMMINS QSX 15
- Maximum power at 1900 r.p.m.: 455 kW / 610 HP / 619 PS
- Exhaust standard: EU Stage V / US EPA Tier 4f
- Standard milling width: 6 ft 7 in / 2,000 mm
- Theoretical milling depth: 1 ft 1 in / 330 mm

### STANDARD EQUIPMENT

- Base machine with engine
- Machine frame featuring a single wasp waist at the rear right and a dual wasp waist at the front
- Hydraulically opening, soundproof engine cover
- Air compressor system
- Two cooling fans to minimize power consumption of the cooling system

### MILLING DRUM HOUSING

- Adjustment of material depressor contact pressure via the control panel or automatically via the MILL ASSIST feature to reduce chunk formation
- Electrical adjustment of scraper contact pressure via the control panel
- Automatically controlled locking feature of scraper
- Single-piece water spray bar in the milling drum unit for reliable pick cooling and to prevent dust development
- Automatic control of the water quantity via the MILL ASSIST feature
- Height adjustment stroke increased by 150 mm to facilitate pick replacement and the exchange of milling drum units
- Pre-fitting to allow the quick exchange of milling drum units.
- Hydraulically lifting side plates, clearance right 450 mm (1 ft 6 in), clearance left 330 mm (1 ft 1 in)

### LOADING OF MILLED MATERIAL

- Increased conveyor swing angles of 65° each to the left and right
- Discharge conveyor with adjustable conveying speed
- Boost feature for a temporary increase of the belt speed and conveying performance of the discharge conveyor by 20%
- Water spray system in the primary conveyor
- Larger conveyor pump for a constant belt speed even at a low engine speed of 1300 rpm

### MACHINE CONTROL AND LEVELLING SYSTEM

- User-friendly control panel including 7" color screen
- LEVEL PRO ACTIVE leveling system with numerous automated and complementary operator relieving features
- LEVEL PRO ACTIVE - automatic height control in transport mode
- LEVEL PRO ACTIVE - ramp milling and auto-start feature for the second milling cut
- RAPID SLOPE cross-slope sensor for LEVEL PRO ACTIVE leveling system
- MILL ASSIST assistance system for automatic adjustment of the milling drum speed in accordance with the main area of application and the parameters selected in terms of engine load, advance rate, milling volume and quality of the milling pattern.
- Comprehensive machine diagnostics on the control panel including, for example, a diagnostic system for the CAN bus
- Voltmeter integrated into the control panel for voltage measurement in the event of a malfunction
- Two control panels for operating functions performed by ground crew

### OPERATOR'S PLATFORM

- Convenient access to the operator's platform, left and right



- Anti-vibration mounted operator's platform across the full width of the machine including fold-out railing, right
- Electrical control cabinet on the operator's platform for optimum accessibility and fast troubleshooting
- Two mirrors at the front, one mirror at the rear of the machine

#### TRACK UNIT AND HEIGHT ADJUSTMENT

- PTS – automatic alignment of the machine parallel to the pavement surface
- ISC – intelligent track speed control including hydraulic four-track drive
- Fourfold full-floating axle for high machine stability
- High travel speed of up to 100 m / min at low engine speeds (1,350 rpm), reduced diesel consumption and low noise emissions.
- Lifting speed of the height adjustment feature increased by 60%

#### MISCELLANEOUS

- "Welcome" and "Go home" lights feature in the area of the operator's platform and access
- Large storage compartment on the machine for pick containers
- High-pressure water system with automatic on/off function, 261 psi / 18 bar, 17 gal.min / 67 l/min
- Good accessibility to all maintenance points on the engine station
- Pneumatic hammer with pick extractor/insertor
- Large tool kit in lockable tool box
- A total of six EMERGENCY STOP switches in appropriate positions on the machine
- Pre-fitting for installing the WITOS FleetView control unit
- European type certification, EuroTest mark and CE conformity

**List price ex subsidiary Wirtgen America**

**USD**

**749,920.00**

#### Mandatory Options

##### Milling drum housing

Wear-resistant milling drum housing FB2200 (7 ft 3 in) without milling drum	<b>Standard</b>	<b>2598404</b>	<b>USD</b>	<b>0.00</b>
---	-----------------	----------------	------------	-------------

##### Milling drums / milling units

Milling drum with milling width 2200 mm (7 ft 3 in), milling depth max. 330 mm / 1 ft 1 in, tool spacing 18 mm / 45/64 in, equipped with quick-change toolholder system HT22 and 155 picks. For a wide range of applications, e.g. removal of surface and binder layer, complete removal of road surfaces or concrete milling work.	<b>Standard</b>	<b>2305117</b>	<b>USD</b>	<b>0.00</b>
---	-----------------	----------------	------------	-------------

##### OPERATOR'S PLATFORM

Flexibly mounted operator's platform with clear control panels and a simple stand-up seat.	<b>Standard</b>	<b>2600317</b>	<b>USD</b>	<b>0.00</b>
--	-----------------	----------------	------------	-------------

##### Material transport

Heavy-duty 7,900 mm (25 ft 11 in) long discharge conveyor with conveyor belt system 850 mm (2 ft 9 in) and hydraulic folding device for shortening the transport length	<b>Standard</b>	<b>2598432</b>	<b>USD</b>	<b>0.00</b>
---	-----------------	----------------	------------	-------------

##### Crawler units

Four track units type B1, 260 mm wide and 1,565 mm long, with extremely wear-resistant, two-piece EPS polyurethane track pads.	<b>Standard</b>	<b>2663715</b>	<b>USD</b>	<b>0.00</b>
--	-----------------	----------------	------------	-------------

<b>Water tank filling</b>				
Additional water tank filling from the rear of the machine using a shut-off cock.	<b>Standard</b>	<b>2549116</b>	<b>USD</b>	<b>0.00</b>
<b>Paint</b>				
Painting in cream RAL 9001 with orange stripes. The entire base of the machine is painted in slate gray RAL 7015.	<b>Standard</b>	<b>2668740</b>	<b>USD</b>	<b>0.00</b>
Film coating in cream RAL 9001 with orange stripes. The entire base of the machine is painted in slate gray RAL 7019	<b>Option</b>	<b>2779483</b>	<b>USD</b>	<b>3,213.00</b>
The film coating is applied in RAL colors and design according to the customer's wishes. Film coating provides protection against mechanical and weather-related damage and can be removed without leaving any marks, if required	<b>Option</b>	<b>2728786</b>	<b>USD</b>	<b>4,460.00</b>
<b>Technical documentation</b>				
Technical documentation - North America country version (US)	<b>Standard</b>	<b>2456347</b>	<b>USD</b>	<b>0.00</b>
<b>Telematics</b>				
WITOS FleetView (mobile phone standard 3, 4G) includes a control unit (TCU) with a GPS receiver and the usage rights for the web application WITOS FleetView. The web access function offers a compact overview of the machine status including consumption data, working times, position data, error messages and service intervals. (The actual amount of data available depends on the machine type). The availability of WITOS FleetView is guaranteed for 3 years from the date of delivery.	<b>Standard</b>	<b>2770403</b>	<b>USD</b>	<b>0.00</b>
The WIRTGEN PERFORMANCE TRACKER WPT is a laser and satellite-supported measuring system for precise milling performance determination for machines with FB2000 or FB2200 without a weather canopy or with an operator's cabin. Two laser scanners measure the actual milling width and milling depth over the distance of the milling path. The milling performance results are automatically sent to the corresponding users via the WITOS interface with precise GPS machine position data and consumption data such as diesel consumption, water consumption, tool consumption and truck loads, in an evaluation and then by e-mail. The milling performance reports that include an image of the milling position can also be used as an allowance report. The usability of WITOS hardware components for the existing mobile radio standard is guaranteed for 3 years from the date of delivery.	<b>Option</b>	<b>2781330</b>	<b>USD</b>	<b>50,882.00</b>

<b>Machine lighting</b>				
Standard lighting system consisting of 18 LED working lights for optimum illumination of the working area. The light output is approx. 20,600 lumens in total.	Standard	2598442	USD	0.00
<b>Equipment Options</b>				
<b>Additional weight</b>				
Two-piece additional weight at the rear of the machine totaling 1,600 kg (3,527 lbs) which enables the machine to be individually ballasted. The individual weights of 850 kg and 750 kg can be easily and quickly inserted and fastened to the rear of the machine.	Option	2598492	USD	7,277.00
<b>Additional weight</b>				
Storage compartment on both the rear track units for 8 pick containers	Option	2598662	USD	1,188.00
<b>Milling drum assembly options</b>				
Milling drum rotation device with electro-hydraulic milling drum drive for slowly turning the milling drum during pick replacement. The diesel engine can be switched off in this case.	Standard	2598658	USD	0.00
Two wear protection rollers that can be attached to the side plates (left or right). The rollers protect the asphalt, curbs, and other surfaces from damage and prevent excessive wear to the side plates.	Option	2662818	USD	866.00
The mounting aid makes it much easier to change the milling drum assembly. Two extended wire ropes from the discharge conveyor are reattached and pull the primary conveyor out of the milling drum housing. This enables the aggregate to be changed without any additional effort. It saves time and work whenever the milling drum assembly needs to be changed.	Option	2598534	USD	484.00
Transport roller set consisting of 4 heavy-duty rollers for easy removal of milling units from FB1500 to FB3800 on level surfaces.	Option	2762958	USD	5,751.00
<b>Options for belt conveyor</b>				
VCS – vacuum cutting system on the discharge conveyor for the extraction of fine material particles and water vapor from the sealed milling drum unit.	Standard	2598495	USD	0.00
Support device for positioning the discharge conveyor on the flat bed truck	Standard	60603	USD	0.00
Semi-automatic ACTIVE CONVEYOR swing angle control that guides the discharge conveyor in construction site situations where milling is carried out at intersections or roundabouts	Option	2598541	USD	1,335.00

<b>Additional control unit LEVEL PRO</b>				
2 Additional 5" control panel for controlling the LEVEL PRO ACTIVE leveling system. Up to two additional control panels can be mounted in the rear lower area of the machines	<b>Standard</b>	<b>2598631</b>	<b>USD</b>	<b>0.00</b>
Additional 2" control panel that can be programmed with up to 16 individually selected functions. Up to two additional control panels can be mounted on the outside railing of the operator's platform	<b>Option</b>	<b>2598664</b>	<b>USD</b>	<b>2,157.00</b>
Two additional 2" control panels that can each be programmed with up to 16 individually selected functions. Up to two additional control panels can be mounted on the outside railing of the operator's platform	<b>Option</b>	<b>2767151</b>	<b>USD</b>	<b>4,314.00</b>
User-specific saving of individually adjustable machine settings such as the display configuration or the assignment of favorites buttons. The data can be saved on five different SMART KEY key fobs with tokens.	<b>Option</b>	<b>2779480</b>	<b>USD</b>	<b>1,335.00</b>
<b>Leveling</b>				
Extension of the LEVEL PRO ACTIVE leveling system with one hydraulic cylinder sensor for scanning a reference surface to the right of the milling drum.	<b>Standard</b>	<b>2598629</b>	<b>USD</b>	<b>0.00</b>
Extension of the LEVEL PRO ACTIVE leveling system with two hydraulic cylinder sensors for scanning a reference surface to the left and the right of the milling drum.	<b>In lieu of 2598629</b>	<b>2598630</b>	<b>USD</b>	<b>2,685.00</b>
<b>Leveling</b>				
Extension of the LEVEL PRO ACTIVE leveling system with multiplex scanning on the right. Two additional ultrasonic sensors scan reference surfaces in front of and behind the machine. During machine transport, the sensors and cables are securely stowed in a corresponding transport box.	<b>Option</b>	<b>2598636</b>	<b>USD</b>	<b>5,575.00</b>
Extension of the LEVEL PRO ACTIVE leveling system with multiplex scanning on the left and right. Four additional ultrasonic sensors scan reference surfaces in front of and behind the machine. During machine transport, the sensors and cables are securely stowed in a corresponding transport box.	<b>Option</b>	<b>2598641</b>	<b>USD</b>	<b>10,828.00</b>

<b>Leveling</b>				
Extension of the LEVEL PRO ACTIVE leveling system with pre-fitting for 3D milling with machines without a weather canopy. The pre-fitting equipment consists of robust and exactly positioned mounting adapters for a 3D system as well as sensor sockets for connecting the sensors to the LEVEL PRO ACTIVE system.	<b>Option</b>	<b>2662822</b>	<b>USD</b>	<b>9,185.00</b>
<b>Camera system</b>				
Two-fold camera system with one camera at the discharge conveyor and one camera with a view of the rear area. The camera images are displayed on the standard 7" control panel on the operator's platform.	<b>Standard</b>	<b>2598677</b>	<b>USD</b>	<b>0.00</b>
<b>Other devices</b>				
Electrical diesel suction and pressure pump with 7.50 m (24 ft 7 in) suction hose. The machine can be refueled with up to 50 l/min (13 gal/min) from external diesel tanks.	<b>Option</b>	<b>2598663</b>	<b>USD</b>	<b>1,012.00</b>
Hydraulically powered sweeping unit consisting of a central brush and side brushes on both sides used to sweep the milled surface behind the machine. The direction in which the brushes rotate can be changed depending on the desired direction of sweeping. The unit can be folded up hydraulically from the operator's platform during transport or when maneuvering. It is operated via the 2" control panel that comes with the unit.	<b>Option</b>	<b>2779365</b>	<b>USD</b>	<b>49,121.00</b>
<b>Documentation</b>				
Additional set of technical documentation - North America country version (US)	<b>Option</b>		<b>USD</b>	<b>88.00</b>
Spare part and application documentation English (EN)	<b>Option</b>		<b>USD</b>	<b>15.00</b>

## Price list

### W 207 Fi

#### Scope of supply – basic machine

- 6-CYLINDER DIESEL ENGINE TYPE CUMMINS QSX 15
- Maximum power at 1900 r.p.m.: 470 kW / 630 HP / 639 PS
- Exhaust standard: EU Stage V / US EPA Tier 4f
- Standard milling width: 6 ft 7 in / 2,000 mm
- Theoretical milling depth: 1 ft 1 in / 330 mm

#### STANDARD EQUIPMENT

- Base machine with engine
- Machine frame featuring a single wasp waist at the rear right and a dual wasp waist at the front
- Hydraulically opening, soundproof engine cover
- Air compressor system
- Two cooling fans to minimize power consumption of the cooling system

#### MILLING DRUM HOUSING

- Adjustment of material depressor contact pressure via the control panel or automatically via the MILL ASSIST feature to reduce chunk formation
- Electrical adjustment of scraper contact pressure via the control panel
- Automatically controlled locking feature of scraper
- Single-piece water spray bar in the milling drum unit for reliable pick cooling and to prevent dust development
- Automatic control of the water quantity via the MILL ASSIST feature
- Height adjustment stroke increased by 150 mm to facilitate pick replacement and the exchange of milling drum units
- Pre-fitting to allow the quick exchange of milling drum units.
- Hydraulically lifting side plates, clearance right 450 mm (1 ft 6 in), clearance left 330 mm (1 ft 1 in)

#### LOADING OF MILLED MATERIAL

- Increased conveyor swing angles of 65° each to the left and right
- Discharge conveyor with adjustable conveying speed
- Boost feature for a temporary increase of the belt speed and conveying performance of the discharge conveyor by 20%
- Water spray system in the primary conveyor
- Larger conveyor pump for a constant belt speed even at a low engine speed of 1300 rpm

#### MACHINE CONTROL AND LEVELLING SYSTEM

- User-friendly control panel including 7" color screen
- LEVEL PRO ACTIVE leveling system with numerous automated and complementary operator relieving features
- LEVEL PRO ACTIVE - automatic height control in transport mode
- LEVEL PRO ACTIVE - ramp milling and auto-start feature for the second milling cut
- RAPID SLOPE cross-slope sensor for LEVEL PRO ACTIVE leveling system
- MILL ASSIST assistance system for automatic adjustment of the milling drum speed in accordance with the main area of application and the parameters selected in terms of engine load, advance rate, milling volume and quality of the milling pattern.
- Comprehensive machine diagnostics on the control panel including, for example, a diagnostic system for the CAN bus
- Voltmeter integrated into the control panel for voltage measurement in the event of a malfunction
- Two control panels for operating functions performed by ground crew

#### OPERATOR'S PLATFORM

- Convenient access to the operator's platform, left and right

- Anti-vibration mounted operator's platform across the full width of the machine including fold-out railing, right
- Electrical control cabinet on the operator's platform for optimum accessibility and fast troubleshooting
- Two mirrors at the front, one mirror at the rear of the machine

#### TRACK UNIT AND HEIGHT ADJUSTMENT

- PTS – automatic alignment of the machine parallel to the pavement surface
- ISC – intelligent track speed control including hydraulic four-track drive
- Fourfold full-floating axle for high machine stability
- High travel speed of up to 100 m / min at low engine speeds (1,350 rpm), reduced diesel consumption and low noise emissions.
- Lifting speed of the height adjustment feature increased by 60%

#### MISCELLANEOUS

- "Welcome" and "Go home" lights feature in the area of the operator's platform and access
- Large storage compartment on the machine for pick containers
- High-pressure water system with automatic on/off function, 261 psi / 18 bar, 17 gal.min / 67 l/min
- Good accessibility to all maintenance points on the engine station
- Pneumatic hammer with pick extractor/insertor
- Large tool kit in lockable tool box
- A total of six EMERGENCY STOP switches in appropriate positions on the machine
- Pre-fitting for installing the WITOS FleetView control unit
- European type certification, EuroTest mark and CE conformity

**List price ex subsidiary Wirtgen America** **USD** **822,326.00**

#### Mandatory Options

##### Milling drum housing

FB2200 (7 ft 3 in) MCS BASIC quick-change milling drum unit that enables milling drums of the same milling width to be changed particularly quickly.	<b>Standard</b>	<b>2598417</b>	<b>USD</b>	<b>0.00</b>
--	-----------------	----------------	------------	-------------

##### Milling drums / milling units

Milling drum MCS BASIC with milling width 2200 mm / 7 ft 3 in, milling depth max. 350 mm / 1 ft 2 in, tool spacing 15 mm / 19/32 in, equipped with quick-change toolholder system HT22 and 176 picks. For a wide range of applications, e.g. removal of surface and binder layer, complete removal of road surfaces or concrete milling work.	<b>Standard</b>	<b>2611269</b>	<b>USD</b>	<b>0.00</b>
---	-----------------	----------------	------------	-------------

##### OPERATOR'S PLATFORM

Flexibly mounted operator's platform with clear control panels and a simple stand-up seat.	<b>Standard</b>	<b>2600317</b>	<b>USD</b>	<b>0.00</b>
Anti-vibration-mounted operator's platform with easy-to-read control panels and simple stand-up seat. A hydraulically height-adjustable weather canopy protects the operator from the wind and weather.	<b>Option</b>	<b>2600319</b>	<b>USD</b>	<b>17,122.00</b>

<b>Material transport</b>				
Heavy-duty 7,900 mm (25 ft 11 in) long discharge conveyor with conveyor belt system 850 mm (2 ft 9 in) and hydraulic folding device for shortening the transport length	Standard	2598432	USD	0.00
<b>Crawler units</b>				
Four track units type B3, 300 mm wide and 1,730 mm long, with extremely wear-resistant, two-piece EPS polyurethane track pads.	Standard	2663716	USD	0.00
<b>Water tank filling</b>				
Additional water tank filling from the rear of the machine using a shut-off cock.	Standard	2549116	USD	0.00
Additional water tank filling from the rear of the machine with a powerful, hydraulically operated filler pump	Option	2598434	USD	4,225.00
<b>Paint</b>				
Painting in cream RAL 9001 with orange stripes. The entire base of the machine is painted in slate gray RAL 7015.	Standard	2668745	USD	0.00
Film coating in cream RAL 9001 with orange stripes. The entire base of the machine is painted in slate gray RAL 7019	Option	2779484	USD	3,213.00
The film coating is applied in RAL colors and design according to the customer's wishes. Film coating provides protection against mechanical and weather-related damage and can be removed without leaving any marks, if required	Option	2728788	USD	4,460.00
<b>Technical documentation</b>				
Technical documentation - North America country version (US)	Standard	2456347	USD	0.00
<b>Telematics</b>				
WITOS FleetView (mobile phone standard 3, 4G) includes a control unit (TCU) with a GPS receiver and the usage rights for the web application WITOS FleetView. The web access function offers a compact overview of the machine status including consumption data, working times, position data, error messages and service intervals. (The actual amount of data available depends on the machine type). The availability of WITOS FleetView is guaranteed for 3 years from the date of	Standard	2770403	USD	0.00



The WIRTGEN PERFORMANCE TRACKER WPT is a laser and satellite-supported measuring system for precise milling performance determination for machines with FB2000 or FB2200 without a weather canopy or with an operator's cabin. Two laser scanners measure the actual milling width and milling depth over the distance of the milling path. The milling performance results are automatically sent to the corresponding users via the WITOS interface with precise GPS machine position data and consumption data such as diesel consumption, water consumption, tool consumption and truck loads, in an evaluation and then by e-mail. The milling performance reports that include an image of the milling position can also be used as an allowance report. The usability of WITOS	Option	2781330	USD	50,882.00
<b>Machine lighting</b>				
Extended lighting system consisting of 21 extremely powerful LED working lights for optimum illumination of the working area. The light output is approx. 37,600 lumens in total.	Standard	2598443	USD	0.00
<b>Equipment Options</b>				
<b>Additional weight</b>				
Two-piece additional weight at the rear of the machine totaling 1,600 kg (3,527 lbs) which enables the machine to be individually ballasted. The individual weights of 850 kg and 750 kg can be easily and quickly inserted and fastened to the rear of the machine.	Standard	2598492	USD	0.00
<b>Additional weight</b>				
Large sized storage compartment for 69 pick containers mounted at the rear of the machine instead of the standard storage compartment. The storage compartment is splash-proof and additionally contains a completely sealed area to safely store electronic components such as leveling sensors or tool extractors.	Option	2598494	USD	3,477.00
Storage compartment on both the rear track units for 8 pick containers	Standard	2598662	USD	0.00
<b>Milling drum assembly options</b>				
The actual milling depth is determined by calculating the difference in readings from sensors on the side plate and sensors on the scraper. The actual milling depth is displayed on the LEVEL PRO ACTIVE panel.	Standard	2598665	USD	0.00
Overload sensors automatically lift the scraper whenever obstacles are detected that could damage the scraper.	Option	2598528	USD	1,746.00
Active floating position for the side plates on the left and right by continuously adjusting the milling depth and position of the plates. If necessary, the side plates can be briefly raised to prevent them from sinking into the soft ground.	Standard	2598531	USD	0.00

MCS BASIC extended with a hydraulically opening side door on the milling drum unit FB2200 (7 ft 3 in). With additional hydraulic cylinders, the side door can be easily unlocked and opened when changing the milling drum. This enables milling drums in MCS BASIC to be changed even faster.	<b>Standard</b>	<b>2688482</b>	<b>USD</b>	<b>0.00</b>
Electrically switchable sectional water spray bar in the milling drum unit FB2200 (7 ft 3 in). Four areas can be controlled as required from the control panel (automatically controlled with WPT). This significantly reduces water consumption.	<b>Standard</b>	<b>2610096</b>	<b>USD</b>	<b>0.00</b>
Two wear protection rollers that can be attached to the side plates (left or right). The rollers protect the asphalt, curbs, and other surfaces from damage and prevent excessive wear to the side plates.	<b>Option</b>	<b>2662818</b>	<b>USD</b>	<b>866.00</b>
The mounting aid makes it much easier to change the milling drum assembly. Two extended wire ropes from the discharge conveyor are reattached and pull the primary conveyor out of the milling drum housing. This enables the aggregate to be changed without any additional effort. It saves time and work whenever the milling drum assembly needs to be changed.	<b>Option</b>	<b>2598534</b>	<b>USD</b>	<b>484.00</b>
Milling drum mounting and transport cart for milling drums from FB1500 (4 ft 11 in) to FB2500 (8 ft 2 in)	<b>Option</b>	<b>2312515</b>	<b>USD</b>	<b>7,072.00</b>
Transport roller set consisting of 4 heavy-duty rollers for easy removal of milling units from FB1500 to FB3800 on level surfaces.	<b>Option</b>	<b>2762958</b>	<b>USD</b>	<b>5,751.00</b>
<b>Options for belt conveyor</b>				
VCS – vacuum cutting system on the discharge conveyor for the extraction of fine material particles and water vapor from the sealed milling drum unit.	<b>Standard</b>	<b>2598495</b>	<b>USD</b>	<b>0.00</b>
Support device for positioning the discharge conveyor on the flat bed truck	<b>Standard</b>	<b>60603</b>	<b>USD</b>	<b>0.00</b>
Semi-automatic ACTIVE CONVEYOR swing angle control that guides the discharge conveyor in construction site situations where milling is carried out at intersections or roundabouts	<b>Option</b>	<b>2598541</b>	<b>USD</b>	<b>1,335.00</b>

<b>Additional control unit LEVEL PRO</b>				
Two Additional 7" control panel that displays the machine control and controls the LEVEL PRO ACTIVE levelling system. Up to two additional control panels can be mounted in the rear lower area of the machines	<b>Standard</b>	<b>2598632</b>	<b>USD</b>	<b>0.00</b>
Additional 2" control panel that can be programmed with up to 16 individually selected functions. Up to two additional control panels can be mounted on the outside railing of the operator's platform	<b>Standard</b>	<b>2598664</b>	<b>USD</b>	<b>0.00</b>
Two additional 2" control panels that can each be programmed with up to 16 individually selected functions. Up to two additional control panels can be mounted on the outside railing of the operator's platform	<b>Option</b>	<b>2767151</b>	<b>USD</b>	<b>4,314.00</b>
User-specific saving of individually adjustable machine settings such as the display configuration or the assignment of favorites buttons. The data can be saved on five different SMART KEY key fobs with tokens.	<b>Option</b>	<b>2779480</b>	<b>USD</b>	<b>1,335.00</b>
<b>Leveling</b>				
Extension of the LEVEL PRO ACTIVE levelling system with levelling boom. Premounted and adjustable hydraulic cylinders on the left and right allow the use of a Sonic-Ski sensor that is able to scan a reference object up to 1,900 mm away from the milling edge. During machine transport, the sensor and cables are securely stowed in the corresponding transport boxes.	<b>Option</b>	<b>2600969</b>	<b>USD</b>	<b>11,649.00</b>
<b>Leveling</b>				
Extension of the LEVEL PRO ACTIVE leveling system with two hydraulic cylinder sensors for scanning a reference surface to the left and the right of the milling drum.	<b>Standard</b>	<b>2598630</b>	<b>USD</b>	<b>0.00</b>
<b>Leveling</b>				
Extension of the LEVEL PRO ACTIVE leveling system with multiplex scanning on the right. Two additional ultrasonic sensors scan reference surfaces in front of and behind the machine. During machine transport, the sensors and cables are securely stowed in a corresponding transport box.	<b>Option</b>	<b>2598636</b>	<b>USD</b>	<b>5,575.00</b>

Extension of the LEVEL PRO ACTIVE leveling system with multiplex scanning on the left and right. Four additional ultrasonic sensors scan reference surfaces in front of and behind the machine. During machine transport, the sensors and cables are securely stowed in a corresponding transport box.	<b>Option</b>	<b>2598641</b>	<b>USD</b>	<b>10,828.00</b>
<b>Water system</b>				
Powerful, hydraulically operated high pressure water cleaner with a maximum output of 15 l/min (4 gpm) at a pressure of 150 bar (2175 psi).	<b>Option</b>	<b>2598657</b>	<b>USD</b>	<b>2,744.00</b>
<b>Pick changing aids</b>				
Hydraulically driven pick ejector, including the holder and required electrical and hydraulic connections. Ideal for convenient, fast and low-noise pick changes.	<b>Standard</b>	<b>2650081</b>	<b>USD</b>	<b>0.00</b>
<b>Camera system</b>				
Four-fold camera system with an additional 10" control panel for an optimised view of the work processes being executed in front of and behind the machine as well as of the side plates, on the right and left. The camera images are displayed on the 10" control panel on the operator's platform.	<b>Standard</b>	<b>2598678</b>	<b>USD</b>	<b>0.00</b>
Eight-fold camera system with an additional 10" control panel for an optimised view of the work processes being executed in front of and behind the machine, of the side plates on the right and left and of the milled surface behind the milling drum unit. The camera images are displayed on the 10" control panel on the operator's platform.	<b>In lieu of 2598678</b>	<b>2598679</b>	<b>USD</b>	<b>4,328.00</b>
<b>Other devices</b>				
Electrical preheating of the fuel filter to maintain the flow of fuel at low outside temperatures. Serves to guarantee machine operation at temperatures below 0 32 degrees Fahrenheit (0 degrees Celsius).	<b>Option</b>	<b>2622716</b>	<b>USD</b>	<b>646.00</b>
Electrical diesel suction and pressure pump with 7.50 m (24 ft 7 in) suction hose. The machine can be refueled with up to 50 l/min (13 gal/min) from external diesel tanks.	<b>Option</b>	<b>2598663</b>	<b>USD</b>	<b>1,012.00</b>
License plate holder with LED lighting	<b>Option</b>	<b>2654224</b>	<b>USD</b>	<b>528.00</b>
Hydraulically powered sweeping unit consisting of a central brush and side brushes on both sides used to sweep the milled surface behind the machine. The direction in which the brushes rotate can be changed depending on the desired direction of sweeping. The unit can be folded up hydraulically from the operator's platform during transport or when maneuvering. It is operated via the 2" control panel that comes with the unit.	<b>Option</b>	<b>2779365</b>	<b>USD</b>	<b>49,121.00</b>
<b>Documentation</b>				
Additional set of technical documentation - North America country version (US)	<b>Option</b>		<b>USD</b>	<b>88.00</b>
Spare part and application documentation English (EN)	<b>Option</b>		<b>USD</b>	<b>15.00</b>

## Price list

# W 210 Fi - 2200 mm milling drum

### Scope of supply – basic machine

- Engine: 6-cylinder diesel engine: CATERPILLAR C18 ATAAC
- Rated power at 1,950 r.p.m.: 563 kW / 755 HP / 766 PS
- Exhaust standard: EU Stage V / US EPA Tier 4f
- Standard milling width: 6 ft 7 in / 2,000 mm
- Theoretical milling depth: 1 ft 1 in / 330 mm

### STANDARD EQUIPMENT

- Base machine with engine
- Machine frame featuring a single wasp waist at the rear right and a dual wasp waist at the front
- DUAL SHIFT two-speed powershift transmission for efficient engine speeds combined with powerful milling drum speeds.
- Automatic pressure adjustment of the hydraulic pump for cylinder functions in accordance with performance requirements for reduced diesel consumption
- Hydraulically opening, soundproof engine cover
- Air compressor system
- Battery-operated hydraulic unit for auxiliary drive
- Two cooling fans to minimize power consumption of the cooling system

### MILLING DRUM HOUSING

- Adjustment of material depressor contact pressure via the control panel or automatically via the MILL ASSIST feature to reduce chunk formation
- Electrical adjustment of scraper contact pressure via the control panel
- Automatically controlled locking feature of scraper
- Milling drum rotation device with electro-hydraulic milling drum drive for slowly turning the milling drum during pick replacement.
- Single-piece water spray bar in the milling drum unit for reliable pick cooling and to prevent dust development
- Automatic control of the water quantity via the MILL ASSIST feature
- Height adjustment stroke increased by 150 mm to facilitate pick replacement and the exchange of milling drum units
- Pre-fitting to allow the quick exchange of milling drum units.
- Hydraulically lifting side plates, clearance right 450 mm (1 ft 6 in), clearance left 330 mm (1 ft 1 in)

### LOADING OF MILLED MATERIAL

- Increased conveyor swing angles of 65° each to the left and right
- Discharge conveyor with adjustable conveying speed and two slewing speeds for precise loading
- Boost feature for a temporary increase of the belt speed and conveying performance of the discharge conveyor by 20%
- Water spray system in the primary conveyor
- Larger conveyor pump for a constant belt speed even at a low engine speed of 1300 rpm

### MACHINE CONTROL AND LEVELLING SYSTEM

- User-friendly control panel including 7" color screen
- LEVEL PRO ACTIVE leveling system with numerous automated and complementary operator relieving features
- LEVEL PRO ACTIVE - automatic height control in transport mode
- LEVEL PRO ACTIVE - ramp milling and auto-start feature for the second milling cut
- RAPID SLOPE cross-slope sensor for LEVEL PRO ACTIVE leveling system
- MILL ASSIST assistance system for automatic adjustment of the milling drum speed in accordance with the main area of application and the parameters selected in terms of engine load, advance rate, milling volume and quality of the milling pattern.

- Automatic start-stop feature of the milling drum to reduce diesel consumption
- Comprehensive machine diagnostics on the control panel including, for example, a diagnostic system for the CAN bus
- Voltmeter integrated into the control panel for voltage measurement in the event of a malfunction
- Two control panels for operating functions performed by ground crew

#### **OPERATOR 'S PLATFORM**

- Convenient access to the operator's platform, left and right
- Anti-vibration mounted operator's platform across the full width of the machine including fold-out railing, right
- Electrical control cabinet on the operator's platform for optimum accessibility and fast troubleshooting
- Electrical level indicator for the water tank on the external control panels
- Time display on the main control panel and on the exterior control panels
- Two mirrors at the front, one mirror at the rear of the machine

#### **TRACK UNIT AND HEIGHT ADJUSTMENT**

- PTS – automatic alignment of the machine parallel to the pavement surface
- ISC – intelligent track speed control including hydraulic four-track drive
- Fourfold full-floating axle for high machine stability
- High travel speed of up to 100 m / min at low engine speeds (1,350 rpm), reduced diesel consumption and low noise emissions.
- Lifting speed of the height adjustment feature increased by 60%

#### **MISCELLANEOUS**

- "Welcome" and "Go home" lights feature in the area of the operator's platform and access
- Large storage compartment on the machine for pick containers
- High-pressure water system with automatic on/off function, 261 psi / 18 bar, 17 gal.min / 67 l/min
- Good accessibility to all maintenance points on the engine station
- Pneumatic hammer with pick extractor/insertor
- Large tool kit in lockable tool box
- A total of six EMERGENCY STOP switches in appropriate positions on the machine
- Pre-fitting for installing the WITOS FleetView control unit
- European type certification, EuroTest mark and CE conformity

**List price ex subsidiary Wirtgen America**

**USD**

**919,351.00**

Mandatory Options				
Milling drum housing				
FB2200 (7 ft 3 in) MCS BASIC quick-change milling drum unit that enables milling drums of the same milling width to be changed particularly quickly.	Standard	2598417	USD	0.00
Milling drums / milling units				
Milling drum MCS BASIC with milling width 2200 mm / 7 ft / 3 in, milling depth max. 350 mm / 1 ft 2 in, tool spacing 15 mm / 19/32 in, equipped with quick-change toolholder system HT22 and 176 picks. For a wide range of applications, e.g. removal of surface and binder layer, complete removal of road surfaces or concrete milling work.	Standard	2611269	USD	0.00
OPERATOR'S PLATFORM				
Anti-vibration-mounted operator's platform with easy-to-read control panels, functional stand-up seat and a large, lockable storage compartment with a capacity of approx 69 gal / 260 liters	Standard	2662840	USD	0.00
Anti-vibration-mounted operator's platform with easy-to-read control panels, functional stand-up seat and a large, lockable storage compartment with a capacity of approx 69 gal/260 liters. A hydraulically height-adjustable weather canopy with transparent side weather protection elements protects the operator from the wind and weather.	In lieu of 2662840	2598429	USD	17,342.00
Material transport				
Heavy-duty 7,900 mm (25 ft 11 in) long discharge conveyor with conveyor belt system 850 mm (2 ft 9 in) and hydraulic folding device for shortening the transport length	Standard	2598432	USD	0.00
Water tank filling				
Additional water tank filling from the rear of the machine using a shut-off cock.	Standard	2549116	USD	0.00
Additional water tank filling from the rear of the machine with a powerful, hydraulically operated filler pump	Option	2598434	USD	4,225.00
Paint				
Painting in cream RAL 9001 with orange stripes. The entire base of the machine is painted in slate gray RAL 7015.	Standard	2598435	USD	0.00
Film coating in cream RAL 9001 with orange stripes. The entire base of the machine is painted in slate gray RAL 7019	Option	2779482	USD	3,213.00
The film coating is applied in RAL colors and design according to the customer's wishes. Film coating provides protection against mechanical and weather-related damage and can be removed without leaving any marks, if required	Option	2728766	USD	4,460.00

<b>Technical documentation</b>				
Technical documentation - North America country version (US)	<b>Standard</b>	<b>2456347</b>	<b>USD</b>	<b>0.00</b>
<b>Telematics</b>				
WITOS FleetView (mobile phone standard 3, 4G) includes a control unit (TCU) with a GPS receiver and the usage rights for the web application WITOS FleetView. The web access function offers a compact overview of the machine status including consumption data, working times, position data, error messages and service intervals. (The actual amount of data available depends on the machine type). The availability of WITOS FleetView is guaranteed for 3 years from the date of delivery.	<b>Standard</b>	<b>2770403</b>	<b>USD</b>	<b>0.00</b>
The WIRTGEN PERFORMANCE TRACKER WPT is a laser and satellite-supported measuring system for precise milling performance determination for machines with FB2000 or FB2200 without a weather canopy or with an operator's cabin. Two laser scanners measure the actual milling width and milling depth over the distance of the milling path. The milling performance results are automatically sent to the corresponding users via the WITOS interface with precise GPS machine position data and consumption data such as diesel consumption, water consumption, tool consumption and truck loads, in an evaluation and then by e-mail. The milling performance reports that include an image of the milling position can also be used as an allowance report. The usability of WITOS hardware components for the existing mobile radio standard is guaranteed for 3 years from the date of delivery.	<b>Option</b>	<b>2781330</b>	<b>USD</b>	<b>50,882.00</b>
<b>Machine lighting</b>				
Extended lighting system consisting of 21 extremely powerful LED working lights for optimum illumination of the working area. The light output is approx. 37,600 lumens in total.	<b>Standard</b>	<b>2598443</b>	<b>USD</b>	<b>0.00</b>
Extended lighting system with 19 particularly powerful LED working lights for optimum illumination of the working area. The light output of the working lights amounts to a total of 34,000 lumens. The additional lighting balloon is operated via the 24V power supply of the machine and achieves an additional luminous power of 16,000 lumens.	<b>In lieu of 2598443</b>	<b>2653969</b>	<b>USD</b>	<b>5,208.00</b>



Equipment Options				
<b>Additional weight</b>				
Two-piece additional weight at the rear of the machine totaling 1,600 kg (3,527 lbs) which enables the machine to be individually ballasted. The individual weights of 850 kg and 750 kg can be easily and quickly inserted and fastened to the rear of the machine.	Standard	2598492	USD	0.00
<b>Additional weight</b>				
Large sized storage compartment for 69 pick containers mounted at the rear of the machine instead of the standard storage compartment. The storage compartment is splash-proof and additionally contains a completely sealed area to safely store electronic components such as leveling sensors or tool extractors.	Option	2598494	USD	3,477.00
Storage compartment on both the rear track units for 8 pick containers	Standard	2598662	USD	0.00
<b>Equipment operator's platform</b>				
A powerful hot-air heating system with intelligently arranged air vents close to the operator's hands and feet offers maximum comfort on the operator's platform	Option	2598527	USD	4,181.00
Operator's platform equipped with a height-adjustable stand-up seat for greater operator comfort	Option	2688479	USD	1,174.00
<b>Milling drum assembly options</b>				
The actual milling depth is determined by calculating the difference in readings from sensors on the side plate and sensors on the scraper. The actual milling depth is displayed on the LEVEL PRO ACTIVE panel.	Standard	2598665	USD	0.00
Overload sensors automatically lift the scraper whenever obstacles are detected that could damage the scraper.	Option	2598528	USD	1,746.00
Active floating position for the side plates on the left and right by continuously adjusting the milling depth and position of the plates. If necessary, the side plates can be briefly raised to prevent them from sinking into the soft ground.	Standard	2598531	USD	0.00
MCS BASIC extended with a hydraulically opening side door on the milling drum unit FB2000 (6 ft 7 in). With additional hydraulic cylinders, the side door can be easily unlocked and opened when changing the milling drum. This enables milling drums in MCS BASIC to be changed even faster.	Option	2614824	USD	10,212.00
MCS BASIC extended with a hydraulically opening side door on the milling drum unit FB2200 (7 ft 3 in). With additional hydraulic cylinders, the side door can be easily unlocked and opened when changing the milling drum. This enables milling drums in MCS BASIC to be changed even faster.	Standard	2688482	USD	0.00

Electrically switchable sectional water spray bar in the milling drum unit FB2200 (7 ft 3 in). Four areas can be controlled as required from the control panel (automatically controlled with WPT). This significantly reduces water consumption.	<b>Standard</b>	<b>2610096</b>	<b>USD</b>	<b>0.00</b>
Two wear protection rollers that can be attached to the side plates (left or right). The rollers protect the asphalt, curbs, and other surfaces from damage and prevent excessive wear to the side plates.	<b>Option</b>	<b>2662818</b>	<b>USD</b>	<b>866.00</b>
The mounting aid makes it much easier to change the milling drum assembly. Two extended wire ropes from the discharge conveyor are reattached and pull the primary conveyor out of the milling drum housing. This enables the aggregate to be changed without any additional effort. It saves time and work whenever the milling drum assembly needs to be changed.	<b>Option</b>	<b>2598534</b>	<b>USD</b>	<b>484.00</b>
Milling drum mounting and transport cart for milling drums from FB1500 (4 ft 11 in) to FB2500 (8 ft 2 in)	<b>Option</b>	<b>2312515</b>	<b>USD</b>	<b>7,072.00</b>
Transport roller set consisting of 4 heavy-duty rollers for easy removal of milling units from FB1500 to FB3800 on level surfaces.	<b>Option</b>	<b>2762958</b>	<b>USD</b>	<b>5,751.00</b>
<b>Options for belt conveyor</b>				
VCS – vacuum cutting system on the discharge conveyor for the extraction of fine material particles and water vapor from the sealed milling drum unit.	<b>Standard</b>	<b>2598495</b>	<b>USD</b>	<b>0.00</b>
Signal lights for visual "stop" and "go" instructions for the truck driver without the use of a horn. The signal lights can be folded in hydraulically from the operator's platform.	<b>Option</b>	<b>2598539</b>	<b>USD</b>	<b>5,311.00</b>
Support device for positioning the discharge conveyor on the flat bed truck	<b>Standard</b>	<b>60603</b>	<b>USD</b>	<b>0.00</b>
Semi-automatic ACTIVE CONVEYOR swing angle control that guides the discharge conveyor in construction site situations where milling is carried out at intersections or roundabouts	<b>Option</b>	<b>2598541</b>	<b>USD</b>	<b>1,335.00</b>
<b>Additional control unit LEVEL PRO</b>				
Additional 5" control panel for controlling the LEVEL PRO ACTIVE leveling system. Up to two additional control panels can be mounted in the rear lower area of the machines	<b>Option</b>	<b>2598631</b>	<b>USD</b>	<b>2,553.00</b>

2 Additional 7" control panel that displays the machine control and controls the LEVEL PRO ACTIVE levelling system. Up to two additional control panels can be mounted in the rear lower area of the machines	Standard	2598632	USD	0.00
Additional 2" control panel that can be programmed with up to 16 individually selected functions. Up to two additional control panels can be mounted on the outside railing of the operator's platform	Standard	2598664	USD	0.00
Two additional 2" control panels that can each be programmed with up to 16 individually selected functions. Up to two additional control panels can be mounted on the outside railing of the operator's platform	Option	2767151	USD	4,314.00
User-specific saving of individually adjustable machine settings such as the display configuration or the assignment of favorites buttons. The data can be saved on five different SMART KEY key fobs with tokens.	Option	2779470	USD	1,335.00
<b>Leveling</b>				
Extension of the LEVEL PRO ACTIVE levelling system with levelling boom. Premounted and adjustable hydraulic cylinders on the left and right allow the use of a Sonic-Ski sensor that is able to scan a reference object up to 1,900 mm away from the milling edge. During machine transport, the sensor and cables are securely stowed in the corresponding transport boxes.	Option	2600969	USD	11,649.00
<b>Leveling</b>				
Extension of the LEVEL PRO ACTIVE leveling system with two hydraulic cylinder sensors for scanning a reference surface to the left and the right of the milling drum.	Standard	2598630	USD	0.00
<b>Leveling</b>				
Extension of the LEVEL PRO ACTIVE leveling system with multiplex scanning on the right. Two additional ultrasonic sensors scan reference surfaces in front of and behind the machine. During machine transport, the sensors and cables are securely stowed in a corresponding transport box.	Option	2598636	USD	5,575.00
Extension of the LEVEL PRO ACTIVE leveling system with multiplex scanning on the left and right. Four additional ultrasonic sensors scan reference surfaces in front of and behind the machine. During machine transport, the sensors and cables are securely stowed in a corresponding transport box.	Option	2598641	USD	10,828.00
<b>Leveling</b>				
Extension of the LEVEL PRO ACTIVE leveling system with pre-fitting for 3D milling with machines without a weather canopy. The pre-fitting equipment consists of robust and exactly positioned mounting adapters for a 3D system as well as sensor sockets for connecting the sensors to the LEVEL PRO ACTIVE system.	Option	2662822	USD	9,185.00

Extension of the LEVEL PRO ACTIVE leveling system with two linear laser sensors that can be installed using the pre-fitting equipment for 3D leveling.	<b>Option</b>	<b>2662826</b>	<b>USD</b>	<b>13,924.00</b>
<b>Water system</b>				
Powerful, hydraulically operated high pressure water cleaner with a maximum output of 15 l/min (4 gpm) at a pressure of 150 bar (2175 psi).	<b>Option</b>	<b>2598657</b>	<b>USD</b>	<b>2,744.00</b>
<b>Pick changing aids</b>				
Hydraulically driven pick ejector, including the holder and required electrical and hydraulic connections. Ideal for convenient, fast and low-noise pick changes.	<b>Standard</b>	<b>2598659</b>	<b>USD</b>	<b>0.00</b>
<b>Camera system</b>				
Four-fold camera system with an additional 10" control panel for an optimised view of the work processes being executed in front of and behind the machine as well as of the side plates, on the right and left. The camera images are displayed on the 10" control panel on the operator's platform.	<b>Standard</b>	<b>2598678</b>	<b>USD</b>	<b>0.00</b>
Eight-fold camera system with an additional 10" control panel for an optimised view of the work processes being executed in front of and behind the machine, of the side plates on the right and left and of the milled surface behind the milling drum unit. The camera images are displayed on the 10" control panel on the operator's platform.	<b>In lieu of 2598678</b>	<b>2598679</b>	<b>USD</b>	<b>4,328.00</b>
<b>Other devices</b>				
Dual starter system for maximum starting reliability with an additional automatic engine stop function that reduces diesel consumption.	<b>Option</b>	<b>2647215</b>	<b>USD</b>	<b>5,311.00</b>
Electrical diesel suction and pressure pump with 7.50 m (24 ft 7 in) suction hose. The machine can be refueled with up to 50 l/min (13 gal/min) from external diesel tanks.	<b>Option</b>	<b>2598663</b>	<b>USD</b>	<b>1,012.00</b>
License plate holder with LED lighting	<b>Option</b>	<b>2654224</b>	<b>USD</b>	<b>528.00</b>
Hydraulically powered sweeping unit consisting of a central brush and side brushes on both sides used to sweep the milled surface behind the machine. The direction in which the brushes rotate can be changed depending on the desired direction of sweeping. The unit can be folded up hydraulically from the operator's platform during transport or when maneuvering. It is operated via the 2" control panel that comes with the unit.	<b>Option</b>	<b>2779365</b>	<b>USD</b>	<b>49,121.00</b>
<b>Documentation</b>				
Additional set of technical documentation - North America country version (US)	<b>Option</b>		<b>USD</b>	<b>88.00</b>
Spare part and application documentation English (EN)	<b>Option</b>		<b>USD</b>	<b>15.00</b>

## Price list

# W 210 Fi - 2500 mm milling drum

### Scope of supply – basic machine

- Engine: 6-cylinder diesel engine: CATERPILLAR C18 ATAAC
- Rated power at 1,950 r.p.m.: 563 kW / 755 HP / 766 PS
- Exhaust standard: EU Stage V / US EPA Tier 4f
- Standard milling width: 6 ft 7 in / 2,000 mm
- Theoretical milling depth: 1 ft 1 in / 330 mm

### STANDARD EQUIPMENT

- Base machine with engine
- Machine frame featuring a single wasp waist at the rear right and a dual wasp waist at the front
- DUAL SHIFT two-speed powershift transmission for efficient engine speeds combined with powerful milling drum speeds.
- Automatic pressure adjustment of the hydraulic pump for cylinder functions in accordance with performance requirements for reduced diesel consumption
- Hydraulically opening, soundproof engine cover
- Air compressor system
- Battery-operated hydraulic unit for auxiliary drive
- Two cooling fans to minimize power consumption of the cooling system

### MILLING DRUM HOUSING

- Adjustment of material depressor contact pressure via the control panel or automatically via the MILL ASSIST feature to reduce chunk formation
- Electrical adjustment of scraper contact pressure via the control panel
- Automatically controlled locking feature of scraper
- Milling drum rotation device with electro-hydraulic milling drum drive for slowly turning the milling drum during pick replacement.
- Single-piece water spray bar in the milling drum unit for reliable pick cooling and to prevent dust development
- Automatic control of the water quantity via the MILL ASSIST feature
- Height adjustment stroke increased by 150 mm to facilitate pick replacement and the exchange of milling drum units
- Pre-fitting to allow the quick exchange of milling drum units.
- Hydraulically lifting side plates, clearance right 450 mm (1 ft 6 in), clearance left 330 mm (1 ft 1 in)

### LOADING OF MILLED MATERIAL

- Increased conveyor swing angles of 65° each to the left and right
- Discharge conveyor with adjustable conveying speed and two slewing speeds for precise loading
- Boost feature for a temporary increase of the belt speed and conveying performance of the discharge conveyor by 20%
- Water spray system in the primary conveyor
- Larger conveyor pump for a constant belt speed even at a low engine speed of 1300 rpm

### MACHINE CONTROL AND LEVELLING SYSTEM

- User-friendly control panel including 7" color screen
- LEVEL PRO ACTIVE leveling system with numerous automated and complementary operator relieving features
- LEVEL PRO ACTIVE - automatic height control in transport mode
- LEVEL PRO ACTIVE - ramp milling and auto-start feature for the second milling cut
- RAPID SLOPE cross-slope sensor for LEVEL PRO ACTIVE leveling system
- MILL ASSIST assistance system for automatic adjustment of the milling drum speed in accordance with the main area of application and the parameters selected in terms of engine load, advance rate, milling volume and quality of the milling pattern.

- Automatic start-stop feature of the milling drum to reduce diesel consumption
- Comprehensive machine diagnostics on the control panel including, for example, a diagnostic system for the CAN bus
- Voltmeter integrated into the control panel for voltage measurement in the event of a malfunction
- Two control panels for operating functions performed by ground crew

#### **OPERATOR 'S PLATFORM**

- Convenient access to the operator's platform, left and right
- Anti-vibration mounted operator's platform across the full width of the machine including fold-out railing, right
- Electrical control cabinet on the operator's platform for optimum accessibility and fast troubleshooting
- Electrical level indicator for the water tank on the external control panels
- Time display on the main control panel and on the exterior control panels
- Two mirrors at the front, one mirror at the rear of the machine

#### **TRACK UNIT AND HEIGHT ADJUSTMENT**

- PTS – automatic alignment of the machine parallel to the pavement surface
- ISC – intelligent track speed control including hydraulic four-track drive
- Fourfold full-floating axle for high machine stability
- High travel speed of up to 100 m / min at low engine speeds (1,350 rpm), reduced diesel consumption and low noise emissions.
- Lifting speed of the height adjustment feature increased by 60%

#### **MISCELLANEOUS**

- "Welcome" and "Go home" lights feature in the area of the operator's platform and access
- Large storage compartment on the machine for pick containers
- High-pressure water system with automatic on/off function, 261 psi / 18 bar, 17 gal.min / 67 l/min
- Good accessibility to all maintenance points on the engine station
- Pneumatic hammer with pick extractor/insertor
- Large tool kit in lockable tool box
- A total of six EMERGENCY STOP switches in appropriate positions on the machine
- Pre-fitting for installing the WITOS FleetView control unit
- European type certification, EuroTest mark and CE conformity

**List price ex subsidiary Wirtgen America**

**USD**

**947,095.00**

Mandatory Options				
Milling drum housing				
FB2500 (8 ft 2 in) MCS BASIC quick-change milling drum unit that enables milling drums of the same milling width to be changed particularly quickly.	Standard	2602549	USD	0.00
Milling drums / milling units				
Milling drum MCS BASIC with milling width 2500 mm / 8 ft / 2 in, milling depth max. 350 mm / 1 ft 2 in, tool spacing 15 mm / 19/32 in, equipped with quick-change toolholder system HT22 and 193 picks. For a wide range of applications, e.g. removal of surface and binder layer, complete removal of road surfaces or concrete milling work.	Standard	2661532	USD	0.00
OPERATOR'S PLATFORM				
Anti-vibration-mounted operator's platform with easy-to-read control panels, functional stand-up seat and a large, lockable storage compartment with a capacity of approx 69 gal / 260 liters	Standard	2662840	USD	0.00
Anti-vibration-mounted operator's platform with easy-to-read control panels, functional stand-up seat and a large, lockable storage compartment with a capacity of approx 69 gal/260 liters. A hydraulically height-adjustable weather canopy with transparent side weather protection elements protects the operator from the wind and weather.	In lieu of 2662840	2598429	USD	17,342.00
Material transport				
Heavy-duty 7,900 mm (25 ft 11 in) long discharge conveyor with conveyor belt system 850 mm (2 ft 9 in) and hydraulic folding device for shortening the transport length	Standard	2598432	USD	0.00
Water tank filling				
Additional water tank filling from the rear of the machine using a shut-off cock.	Standard	2549116	USD	0.00
Additional water tank filling from the rear of the machine with a powerful, hydraulically operated filler pump	Option	2598434	USD	4,225.00
Paint				
Painting in cream RAL 9001 with orange stripes. The entire base of the machine is painted in slate gray RAL 7015.	Standard	2598435	USD	0.00
Film coating in cream RAL 9001 with orange stripes. The entire base of the machine is painted in slate gray RAL 7019	Option	2779482	USD	3,213.00
The film coating is applied in RAL colors and design according to the customer's wishes. Film coating provides protection against mechanical and weather-related damage and can be removed without leaving any marks, if required	Option	2728766	USD	4,460.00

<b>Technical documentation</b>				
Technical documentation - North America country version (US)	<b>Standard</b>	<b>2456347</b>	<b>USD</b>	<b>0.00</b>
<b>Telematics</b>				
WITOS FleetView (mobile phone standard 3, 4G) includes a control unit (TCU) with a GPS receiver and the usage rights for the web application WITOS FleetView. The web access function offers a compact overview of the machine status including consumption data, working times, position data, error messages and service intervals. (The actual amount of data available depends on the machine type). The availability of WITOS FleetView is guaranteed for 3 years from the date of delivery.	<b>Standard</b>	<b>2770403</b>	<b>USD</b>	<b>0.00</b>
The WIRTGEN PERFORMANCE TRACKER WPT is a laser and satellite-supported measuring system for precise milling performance determination for machines with FB2000 or FB2200 without a weather canopy or with an operator's cabin. Two laser scanners measure the actual milling width and milling depth over the distance of the milling path. The milling performance results are automatically sent to the corresponding users via the WITOS interface with precise GPS machine position data and consumption data such as diesel consumption, water consumption, tool consumption and truck loads, in an evaluation and then by e-mail. The milling performance reports that include an image of the milling position can also be used as an allowance report. The usability of WITOS hardware components for the existing mobile radio standard is guaranteed for 3 years from the date of delivery.	<b>Option</b>	<b>2781330</b>	<b>USD</b>	<b>50,882.00</b>
<b>Machine lighting</b>				<b>0.00</b>
Extended lighting system consisting of 21 extremely powerful LED working lights for optimum illumination of the working area. The light output is approx. 37,600 lumens in total.	<b>Standard</b>	<b>2598443</b>	<b>USD</b>	<b>0.00</b>
Extended lighting system with 19 particularly powerful LED working lights for optimum illumination of the working area. The light output of the working lights amounts to a total of 34,000 lumens. The additional lighting balloon is operated via the 24V power supply of the machine and achieves an additional luminous power of 16,000 lumens.	<b>In lieu of 2598443</b>	<b>2653969</b>	<b>USD</b>	<b>5,208.00</b>



Equipment Options				
<b>Additional weight</b>				
Two-piece additional weight at the rear of the machine totaling 1,600 kg (3,527 lbs) which enables the machine to be individually ballasted. The individual weights of 850 kg and 750 kg can be easily and quickly inserted and fastened to the rear of the machine.	Standard	2598492	USD	0.00
<b>Additional weight</b>				
Large sized storage compartment for 69 pick containers mounted at the rear of the machine instead of the standard storage compartment. The storage compartment is splash-proof and additionally contains a completely sealed area to safely store electronic components such as leveling sensors or tool extractors.	Option	2598494	USD	3,477.00
Storage compartment on both the rear track units for 8 pick containers	Standard	2598662	USD	0.00
<b>Equipment operator's platform</b>				
A powerful hot-air heating system with intelligently arranged air vents close to the operator's hands and feet offers maximum comfort on the operator's platform	Option	2598527	USD	4,181.00
Operator's platform equipped with a height-adjustable stand-up seat for greater operator comfort	Option	2688479	USD	1,174.00
<b>Milling drum assembly options</b>				
The actual milling depth is determined by calculating the difference in readings from sensors on the side plate and sensors on the scraper. The actual milling depth is displayed on the LEVEL PRO ACTIVE panel.	Standard	2598665	USD	0.00
Overload sensors automatically lift the scraper whenever obstacles are detected that could damage the scraper.	Option	2598528	USD	1,746.00
Active floating position for the side plates on the left and right by continuously adjusting the milling depth and position of the plates. If necessary, the side plates can be briefly raised to prevent them from sinking into the soft ground.	Standard	2598531	USD	0.00
MCS BASIC extended with a hydraulically opening side door on the milling drum unit FB2500 (8 ft 2 in). With additional hydraulic cylinders, the side door can be easily unlocked and opened when changing the milling drum. This enables milling drums in MCS BASIC to be changed even faster.	Standard	2688484	USD	6,960.00

Sectional, electrically controlled water spray bar in the milling drum assembly FB2500 (8 ft 2 in). Four areas can be controlled from the control panel as needed. This reduces water consumption enormously.	<b>Standard</b>	<b>2610097</b>	<b>USD</b>	<b>2,130.00</b>
Two wear protection rollers that can be attached to the side plates (left or right). The rollers protect the asphalt, curbs, and other surfaces from damage and prevent excessive wear to the side plates.	<b>Option</b>	<b>2662818</b>	<b>USD</b>	<b>866.00</b>
The mounting aid makes it much easier to change the milling drum assembly. Two extended wire ropes from the discharge conveyor are reattached and pull the primary conveyor out of the milling drum housing. This enables the aggregate to be changed without any additional effort. It saves time and work whenever the milling drum assembly needs to be changed.	<b>Option</b>	<b>2598534</b>	<b>USD</b>	<b>484.00</b>
Milling drum mounting and transport cart for milling drums from FB1500 (4 ft 11 in) to FB2500 (8 ft 2 in)	<b>Option</b>	<b>2312515</b>	<b>USD</b>	<b>7,072.00</b>
Transport roller set consisting of 4 heavy-duty rollers for easy removal of milling units from FB1500 to FB3800 on level surfaces.	<b>Option</b>	<b>2762958</b>	<b>USD</b>	<b>5,751.00</b>
<b>Options for belt conveyor</b>				
VCS – vacuum cutting system on the discharge conveyor for the extraction of fine material particles and water vapor from the sealed milling drum unit.	<b>Standard</b>	<b>2598495</b>	<b>USD</b>	<b>0.00</b>
Signal lights for visual "stop" and "go" instructions for the truck driver without the use of a horn. The signal lights can be folded in hydraulically from the operator's platform.	<b>Option</b>	<b>2598539</b>	<b>USD</b>	<b>5,311.00</b>
Support device for positioning the discharge conveyor on the flat bed truck	<b>Standard</b>	<b>60603</b>	<b>USD</b>	<b>0.00</b>
Semi-automatic ACTIVE CONVEYOR swing angle control that guides the discharge conveyor in construction site situations where milling is carried out at intersections or roundabouts	<b>Option</b>	<b>2598541</b>	<b>USD</b>	<b>1,335.00</b>
<b>Additional control unit LEVEL PRO</b>				
Additional 5" control panel for controlling the LEVEL PRO ACTIVE leveling system. Up to two additional control panels can be mounted in the rear lower area of the machines	<b>Option</b>	<b>2598631</b>	<b>USD</b>	<b>2,553.00</b>
2 Additional 7" control panel that displays the machine control and controls the LEVEL PRO ACTIVE levelling system. Up to two additional control panels can be mounted in the rear lower area of the machines	<b>Standard</b>	<b>2598632</b>	<b>USD</b>	<b>0.00</b>
Additional 2" control panel that can be programmed with up to 16 individually selected functions. Up to two additional control panels can be mounted on the outside railing of the operator's platform	<b>Standard</b>	<b>2598664</b>	<b>USD</b>	<b>0.00</b>

Two additional 2" control panels that can each be programmed with up to 16 individually selected functions. Up to two additional control panels can be mounted on the outside railing of the operator's platform	<b>Option</b>	<b>2767151</b>	<b>USD</b>	<b>4,314.00</b>
User-specific saving of individually adjustable machine settings such as the display configuration or the assignment of favorites buttons. The data can be saved on five different SMART KEY key fobs with tokens.	<b>Option</b>	<b>2779470</b>	<b>USD</b>	<b>1,335.00</b>
<b>Leveling</b>				
Extension of the LEVEL PRO ACTIVE levelling system with levelling boom. Premounted and adjustable hydraulic cylinders on the left and right allow the use of a Sonic-Ski sensor that is able to scan a reference object up to 1,900 mm away from the milling edge. During machine transport, the sensor and cables are securely stowed in the corresponding transport boxes.	<b>Option</b>	<b>2600969</b>	<b>USD</b>	<b>11,649.00</b>
<b>Leveling</b>				
Extension of the LEVEL PRO ACTIVE leveling system with two hydraulic cylinder sensors for scanning a reference surface to the left and the right of the milling drum.	<b>Standard</b>	<b>2598630</b>	<b>USD</b>	<b>0.00</b>
<b>Leveling</b>				
Extension of the LEVEL PRO ACTIVE leveling system with multiplex scanning on the right. Two additional ultrasonic sensors scan reference surfaces in front of and behind the machine. During machine transport, the sensors and cables are securely stowed in a corresponding transport box.	<b>Option</b>	<b>2598636</b>	<b>USD</b>	<b>5,575.00</b>
Extension of the LEVEL PRO ACTIVE leveling system with multiplex scanning on the left and right. Four additional ultrasonic sensors scan reference surfaces in front of and behind the machine. During machine transport, the sensors and cables are securely stowed in a corresponding transport box.	<b>Option</b>	<b>2598641</b>	<b>USD</b>	<b>10,828.00</b>
<b>Leveling</b>				
Extension of the LEVEL PRO ACTIVE leveling system with pre-fitting for 3D milling with machines without a weather canopy. The pre-fitting equipment consists of robust and exactly positioned mounting adapters for a 3D system as well as sensor sockets for connecting the sensors to the LEVEL PRO ACTIVE system.	<b>Option</b>	<b>2662822</b>	<b>USD</b>	<b>9,185.00</b>
Extension of the LEVEL PRO ACTIVE leveling system with two linear laser sensors that can be installed using the pre-fitting equipment for 3D leveling.	<b>Option</b>	<b>2662826</b>	<b>USD</b>	<b>13,924.00</b>

<b>Water system</b>				
Powerful, hydraulically operated high pressure water cleaner with a maximum output of 15 l/min (4 gpm) at a pressure of 150 bar (2175 psi).	<b>Option</b>	<b>2598657</b>	<b>USD</b>	<b>2,744.00</b>
<b>Pick changing aids</b>				
Hydraulically driven pick ejector, including the holder and required electrical and hydraulic connections. Ideal for convenient, fast and low-noise pick changes.	<b>Standard</b>	<b>2598659</b>	<b>USD</b>	<b>0.00</b>
<b>Camera system</b>				
Four-fold camera system with an additional 10" control panel for an optimised view of the work processes being executed in front of and behind the machine as well as of the side plates, on the right and left. The camera images are displayed on the 10" control panel on the operator's platform.	<b>Standard</b>	<b>2598678</b>	<b>USD</b>	<b>0.00</b>
Eight-fold camera system with an additional 10" control panel for an optimised view of the work processes being executed in front of and behind the machine, of the side plates on the right and left and of the milled surface behind the milling drum unit. The camera images are displayed on the 10" control panel on the operator's platform.	<b>In lieu of 2598678</b>	<b>2598679</b>	<b>USD</b>	<b>4,328.00</b>
<b>Other devices</b>				
Dual starter system for maximum starting reliability with an additional automatic engine stop function that reduces diesel consumption.	<b>Option</b>	<b>2647215</b>	<b>USD</b>	<b>5,311.00</b>
Electrical diesel suction and pressure pump with 7.50 m (24 ft 7 in) suction hose. The machine can be refueled with up to 50 l/min (13 gal/min) from external diesel tanks.	<b>Option</b>	<b>2598663</b>	<b>USD</b>	<b>1,012.00</b>
License plate holder with LED lighting	<b>Option</b>	<b>2654224</b>	<b>USD</b>	<b>528.00</b>
Hydraulically powered sweeping unit consisting of a central brush and side brushes on both sides used to sweep the milled surface behind the machine. The direction in which the brushes rotate can be changed depending on the desired direction of sweeping. The unit can be folded up hydraulically from the operator's platform during transport or when maneuvering. It is operated via the 2" control panel that comes with the unit.	<b>Option</b>	<b>2779365</b>	<b>USD</b>	<b>49,121.00</b>
<b>Documentation</b>				
Additional set of technical documentation - North America country version (US)	<b>Option</b>		<b>USD</b>	<b>88.00</b>
Spare part and application documentation English (EN)	<b>Option</b>		<b>USD</b>	<b>15.00</b>

## Price list

# W 220 Fi - 2200 mm milling drum

### Scope of supply – basic machine

- Engine: 6-cylinder diesel engine: CATERPILLAR C18 ATAAC
- Rated power at 1,950 r.p.m.: 597 KW / 801 HP / 812 PS
- Exhaust standard: EU Stage V / US EPA Tier 4f
- Standard milling width: 7 ft 3 in / 2,200 mm
- Maximum milling depth: 1 ft 2 in / 350 mm

### STANDARD EQUIPMENT

- Base machine with engine
- Machine frame featuring a single wasp waist at the rear right and a dual wasp waist at the front
- DUAL SHIFT two-speed powershift transmission for efficient engine speeds combined with powerful milling drum speeds.
- Automatic pressure adjustment of the hydraulic pump for cylinder functions in accordance with performance requirements for reduced diesel consumption
- Hydraulically opening, soundproof engine cover
- Air compressor system
- Battery-operated hydraulic unit for auxiliary drive
- Two cooling fans to minimize power consumption of the cooling system

### MILLING DRUM HOUSING

- Adjustment of material depressor contact pressure via the control panel or automatically via the MILL ASSIST feature to reduce chunk formation
- Electrical adjustment of scraper contact pressure via the control panel
- Automatically controlled locking feature of scraper
- Milling drum rotation device with electro-hydraulic milling drum drive for slowly turning the milling drum during pick replacement.
- Single-piece water spray bar in the milling drum unit for reliable pick cooling and to prevent dust development
- Automatic control of the water quantity via the MILL ASSIST feature
- Height adjustment stroke increased by 200 mm to facilitate pick replacement and the exchange of milling drum units
- Pre-fitting to allow the quick exchange of milling drum units.
- Hydraulically lifting side plates, clearance right 450 mm (1 ft 6 in), clearance left 330 mm (1 ft 1 in)

### LOADING OF MILLED MATERIAL

- Increased conveyor swing angles of 65° each to the left and right
- Discharge conveyor with adjustable conveying speed and two slewing speeds for precise loading
- Boost feature for a temporary increase of the belt speed and conveying performance of the discharge conveyor by 20%
- Water spray system in the primary conveyor
- Larger conveyor pump for a constant belt speed even at a low engine speed of 1300 rpm

### MACHINE CONTROL AND LEVELLING SYSTEM

- User-friendly control panel including 7" color screen
- LEVEL PRO ACTIVE leveling system with numerous automated and complementary operator relieving features
- LEVEL PRO ACTIVE - automatic height control in transport mode
- LEVEL PRO ACTIVE - ramp milling and auto-start feature for the second milling cut
- RAPID SLOPE cross-slope sensor for LEVEL PRO ACTIVE leveling system
- MILL ASSIST assistance system for automatic adjustment of the milling drum speed in accordance with the main area of application and the parameters selected in terms of engine load, advance rate, milling volume and quality of the milling pattern.

- Automatic start-stop feature of the milling drum to reduce diesel consumption
- Comprehensive machine diagnostics on the control panel including, for example, a diagnostic system for the CAN bus
- Voltmeter integrated into the control panel for voltage measurement in the event of a malfunction
- Two control panels for operating functions performed by ground crew

#### OPERATOR'S PLATFORM

- Convenient access to the operator's platform, left and right
- Anti-vibration mounted operator's platform across the full width of the machine including fold-out railing, right
- Electrical control cabinet on the operator's platform for optimum accessibility and fast troubleshooting
- Electrical level indicator for the water tank on the external control panels
- Time display on the main control panel and on the exterior control panels
- Two mirrors at the front, one mirror at the rear of the machine

#### TRACK UNIT AND HEIGHT ADJUSTMENT

- PTS – automatic alignment of the machine parallel to the pavement surface
- ISC – intelligent track speed control including hydraulic four-track drive
- Fourfold full-floating axle for high machine stability
- High travel speed of up to 88 m / min at low engine speeds (1,350 rpm), reduced diesel consumption and low noise emissions.

#### MISCELLANEOUS

- "Welcome" and "Go home" lights feature in the area of the operator's platform and access
- Large storage compartment on the machine for pick containers
- High-pressure water system with automatic on/off function, 261 psi / 18 bar, 17 gal.min / 67 l/min
- Good accessibility to all maintenance points on the engine station
- Pneumatic hammer with pick extractor/insertor
- Large tool kit in lockable tool box
- A total of six EMERGENCY STOP switches in appropriate positions on the machine
- Pre-fitting for installing the WITOS FleetView control unit
- European type certification, EuroTest mark and CE conformity

**List price ex subsidiary Wirtgen America** **USD** **1,005,459.00**

#### Mandatory Options

##### Milling drum housing

Wear-resistant, weight-optimized milling drum housing MCS BASIC FB2200 (7 ft 3 in) with pre-fitting enabling a quick and easy change of the milling drums with varying spacings, without milling drum.	<b>Standard</b>	<b>2667113</b>	<b>USD</b>	<b>0.00</b>
--	-----------------	----------------	------------	-------------

##### Milling drums / milling units

Milling drum MCS BASIC with milling width 2200 mm / 7 ft / 3 in, milling depth max. 320 mm / 1ft / 0,5 in, tool spacing 15 mm / 19/32 in, equipped with quick-change toolholder system HT22 and 180 picks. For a wide range of applications, e.g. removal of surface and binder layer, complete removal of road surfaces or concrete milling work.	<b>Standard</b>	<b>2679870</b>	<b>USD</b>	<b>0.00</b>
--	-----------------	----------------	------------	-------------

##### OPERATOR'S PLATFORM

Anti-vibration-mounted operator's platform with easy-to-read control panels, functional stand-up seat and a large, lockable storage compartment with a capacity of approx 69 gal / 260 liters	<b>Standard</b>	<b>2700694</b>	<b>USD</b>	<b>0.00</b>
---	-----------------	----------------	------------	-------------

Anti-vibration-mounted operator's platform with easy-to-read control panels, functional stand-up seat and a large, lockable storage compartment with a capacity of approx 69 gal/260 liters. A hydraulically height-adjustable weather canopy with transparent side weather protection elements protects the operator from the wind and weather.	<b>In lieu of 2700694</b>	<b>2700695</b>	<b>USD</b>	<b>17,342.00</b>
<b>Material transport</b>				
Heavy-duty 26 ft 9 in (8,150 mm) long discharge conveyor with 3 ft 3 in (1,000 mm) conveyor belt system and hydraulic folding device to shorten the transport length	<b>Standard</b>	<b>2667116</b>	<b>USD</b>	<b>0.00</b>
Robust 26 ft 9 in / 8,150 mm long discharge conveyor with conveyor belt system 3 ft 3 in / 1,000 mm	<b>Option</b>	<b>2718941</b>	<b>USD</b>	<b>-15,097.00</b>
<b>Water tank filling</b>				
Additional water tank filling from the rear of the machine using a shut-off cock.	<b>Standard</b>	<b>2667152</b>	<b>USD</b>	<b>0.00</b>
Additional water tank filling from the rear of the machine with a powerful, hydraulically operated filler pump	<b>Option</b>	<b>2667153</b>	<b>USD</b>	<b>4,225.00</b>
<b>Paint</b>				
Film coating in cream RAL 9001 with orange stripes. The entire base of the machine is painted in slate gray RAL 7019	<b>Standard</b>	<b>2700380</b>	<b>USD</b>	<b>0.00</b>
The film coating is applied in RAL colors and design according to the customer's wishes. Film coating provides protection against mechanical and weather-related damage and can be removed without leaving any marks, if required	<b>Option</b>	<b>2700381</b>	<b>USD</b>	<b>1,247.00</b>
<b>Technical documentation</b>				
Technical documentation - North America country version (US)	<b>Standard</b>	<b>2456347</b>	<b>USD</b>	<b>0.00</b>
<b>Telematics</b>				
WITOS FleetView (mobile phone standard 3, 4G) includes a control unit (TCU) with a GPS receiver and the usage rights for the web application WITOS FleetView. The web access function offers a compact overview of the machine status including consumption data, working times, position data, error messages and service intervals. (The actual amount of data available depends on the machine type). The availability of WITOS FleetView is guaranteed for 3 years from the date of delivery.	<b>Standard</b>	<b>2770403</b>	<b>USD</b>	<b>0.00</b>

The WIRTGEN PERFORMANCE TRACKER WPT is a laser and satellite-supported measuring system for precise milling performance determination for machines with FB2000, FB 220 or FB2500 without a weather canopy or with an operator's cabin. Two laser scanners measure the actual milling width and milling depth over the distance of the milling path. The milling performance results are automatically sent to the corresponding users via the WITOS interface with precise GPS machine position data and consumption data such as diesel consumption, water consumption, tool consumption and truck loads, in an evaluation and then by e-mail. The milling performance reports that include an image of the milling position can also be used as an allowance report. The usability of WITOS hardware components for the existing mobile radio standard is guaranteed for 3 years from the date of delivery.	<b>Option</b>	<b>2787665</b>	<b>USD</b>	<b>50,882.00</b>
<b>Machine lighting</b>				
Extended lighting system consisting of 21 extremely powerful LED working lights for optimum illumination of the working area. Total light output of the working lights is approx. 43,600 lumens	<b>Standard</b>	<b>2667172</b>	<b>USD</b>	<b>0.00</b>
Extended lighting system consisting of 21 extremely powerful LED working lights for optimum illumination of the working area. Total light output of the working lights is approximately 43,600 lumens. The additional lighting balloon is powered via the machine's 24V electrical power supply and achieves an additional light output of 50,000 lumens	<b>In lieu of 2667172</b>	<b>2667173</b>	<b>USD</b>	<b>5,208.00</b>
<b>Equipment Options</b>				
<b>Additional weight</b>				
Two additional weights located at the rear of the machine with a total weight of 1.500 kg (3,307 lbs) for individual machine ballasting. The individual weights, each weighing 750 kg (1,653 lbs), can be easily and quickly inserted and fastened to the rear of the machine.	<b>Option</b>	<b>2667175</b>	<b>USD</b>	<b>7,277.00</b>
<b>Additional weight</b>				
Large, generously sized storage compartment for 72 pick containers at the rear of the machine instead of the standard storage compartment. The storage compartment is lockable, splash-proof and additionally contains a completely sealed area to safely store electronic components, such as levelling sensors or pick ejectors	<b>Option</b>	<b>2667177</b>	<b>USD</b>	<b>3,477.00</b>
Storage compartment close to both rear track units for 10 pick containers	<b>Standard</b>	<b>2700383</b>	<b>USD</b>	<b>0.00</b>



<b>Equipment operator's platform</b>				
A powerful hot-air heating system with intelligently arranged air vents close to the operator's hands and feet offers maximum comfort on the operator's platform	<b>Option</b>	<b>2745118</b>	<b>USD</b>	<b>4,181.00</b>
Operator's platform equipped with a height-adjustable stand-up seat for greater operator comfort	<b>Standard</b>	<b>2688479</b>	<b>USD</b>	<b>0.00</b>
<b>Milling drum assembly options</b>				
The actual milling depth is determined by calculating the difference in readings from sensors on the side plate and sensors on the scraper. The actual milling depth is displayed on the LEVEL PRO ACTIVE panel.	<b>Standard</b>	<b>2598665</b>	<b>USD</b>	<b>0.00</b>
Overload sensors automatically lift the scraper whenever obstacles are detected that could damage the scraper.	<b>Option</b>	<b>2667192</b>	<b>USD</b>	<b>1,746.00</b>
Active floating position for the side plates on the left and right by continuously adjusting the milling depth and position of the plates. If necessary, the side plates can be briefly raised to prevent them from sinking into the soft ground.	<b>Standard</b>	<b>2598531</b>	<b>USD</b>	<b>0.00</b>
Extension of MCS BASIC with one hydraulically opening side panel on the milling drum unit FB2200/FB2500 (7 ft 3 in/8 ft 2 in). An additional hydraulic cylinder enables the MCS side panel to be easily opened when changing milling drums. This enables MCS BASIC milling drums to be changed even faster.	<b>Standard</b>	<b>2667195</b>	<b>USD</b>	<b>0.00</b>
Electrically switchable sectional water spray bar in the milling drum unit FB2200 (7 ft 3 in). Four areas can be controlled as required from the control panel (automatically controlled with WPT). This significantly reduces water consumption.	<b>Standard</b>	<b>2667199</b>	<b>USD</b>	<b>0.00</b>
Two wear protection rollers that can be attached to the side plates (left or right). The rollers protect the asphalt, curbs, and other surfaces from damage and prevent excessive wear to the side plates.	<b>Option</b>	<b>2662818</b>	<b>USD</b>	<b>866.00</b>
The mounting aid makes it much easier to change the milling drum assembly. Two extended wire ropes from the discharge conveyor are reattached and pull the primary conveyor out of the milling drum housing. This enables the aggregate to be changed without any additional effort. It saves time and work whenever the milling drum assembly needs to be changed.	<b>Standard</b>	<b>2685194</b>	<b>USD</b>	<b>0.00</b>
Transport carriage for milling drum units from FB2200 (7 ft 3 in) to FB4400 (14 ft 5 in) to make it easier to change milling drum units and handle them in the workshop or on the job site.	<b>Option</b>	<b>2282163</b>	<b>USD</b>	<b>19,117.00</b>

Milling drum mounting and transport cart for milling drums from FB1500 (4 ft 11 in) to FB2500 (8 ft 2 in)	<b>Option</b>	<b>2312515</b>	<b>USD</b>	<b>7,072.00</b>
Transport roller set consisting of 4 heavy-duty rollers for easy removal of milling units from FB1500 to FB3800 on level surfaces.	<b>Option</b>	<b>2762958</b>	<b>USD</b>	<b>5,751.00</b>
<b>Options for belt conveyor</b>				
VCS – vacuum cutting system on the discharge conveyor for the extraction of fine material particles and water vapor from the sealed milling drum unit.	<b>Standard</b>	<b>2667207</b>	<b>USD</b>	<b>0.00</b>
Signal lights for visual "stop" and "go" instructions for the truck driver without the use of a horn. The signal lights can be folded in hydraulically from the operator's platform.	<b>Option</b>	<b>2598539</b>	<b>USD</b>	<b>5,311.00</b>
Semi-automatic ACTIVE CONVEYOR swing angle control that guides the discharge conveyor in construction site situations where milling is carried out at intersections or roundabouts	<b>Standard</b>	<b>2703705</b>	<b>USD</b>	<b>0.00</b>
Support device for positioning the discharge conveyor on the flat bed truck	<b>Standard</b>	<b>60603</b>	<b>USD</b>	<b>0.00</b>
<b>Additional control unit LEVEL PRO</b>				
Additional 5" control panel for controlling the LEVEL PRO ACTIVE leveling system. Up to two additional control panels can be mounted in the rear lower area of the machines	<b>Option</b>	<b>2598631</b>	<b>USD</b>	<b>2,553.00</b>
2 Additional 7" control panel that displays the machine control and controls the LEVEL PRO ACTIVE levelling system. Up to two additional control panels can be mounted in the rear lower area of the machines	<b>Standard</b>	<b>2598632</b>	<b>USD</b>	<b>0.00</b>
Additional 2" control panel that can be programmed with up to 16 individually selected functions. Up to two additional control panels can be mounted on the outside railing of the operator's platform	<b>Standard</b>	<b>2598664</b>	<b>USD</b>	<b>0.00</b>
Two additional 2" control panels that can each be programmed with up to 16 individually selected functions. Up to two additional control panels can be mounted on the outside railing of the operator's platform	<b>Option</b>	<b>2767151</b>	<b>USD</b>	<b>4,314.00</b>
User-specific saving of individually adjustable machine settings such as the display configuration or the assignment of favorites buttons. The data can be saved on five different SMART KEY key fobs with tokens.	<b>Standard</b>	<b>2779470</b>	<b>USD</b>	<b>0.00</b>

<b>Leveling</b>				
Extension of the LEVEL PRO ACTIVE levelling system with levelling boom. Premounted and adjustable hydraulic cylinders on the left and right allow the use of a Sonic-Ski sensor that is able to scan a reference object up to 1,900 mm away from the milling edge. During machine transport, the sensor and cables are securely stowed in the corresponding transport boxes.	<b>Option</b>	<b>2667237</b>	<b>USD</b>	<b>11,649.00</b>
<b>Leveling</b>				
Extension of the LEVEL PRO ACTIVE leveling system with two hydraulic cylinder sensors for scanning a reference surface to the left and the right of the milling drum.	<b>Standard</b>	<b>2667241</b>	<b>USD</b>	<b>0.00</b>
<b>Leveling</b>				
Extension of the LEVEL PRO ACTIVE leveling system with multiplex scanning on the right. Two additional ultrasonic sensors scan reference surfaces in front of and behind the machine. During machine transport, the sensors and cables are securely stowed in a corresponding transport box.	<b>Option</b>	<b>2673212</b>	<b>USD</b>	<b>5,575.00</b>
Extension of the LEVEL PRO ACTIVE leveling system with multiplex scanning on the left and right. Four additional ultrasonic sensors scan reference surfaces in front of and behind the machine. During machine transport, the sensors and cables are securely stowed in a corresponding transport box.	<b>Option</b>	<b>2673213</b>	<b>USD</b>	<b>10,828.00</b>
<b>Leveling</b>				
Extension of the LEVEL PRO ACTIVE leveling system with pre-fitting for 3D milling with machines without a weather canopy. The pre-fitting equipment consists of robust and exactly positioned mounting adapters for a 3D system as well as sensor sockets for connecting the sensors to the LEVEL PRO ACTIVE system.	<b>Option</b>	<b>2667342</b>	<b>USD</b>	<b>9,185.00</b>
Extension of the LEVEL PRO ACTIVE leveling system with pre-fitting for 3D milling with machines with a weather canopy. The pre-fitting equipment consists of robust and exactly positioned mounting adapters for a 3D system as well as sensor sockets for connecting the sensors to the LEVEL PRO ACTIVE system.	<b>Option</b>	<b>2667343</b>	<b>USD</b>	<b>2,303.00</b>
<b>Water system</b>				
Powerful, hydraulically operated high pressure water cleaner with a maximum output of 15 l/min (4 gpm) at a pressure of 150 bar (2175 psi).	<b>Option</b>	<b>2667357</b>	<b>USD</b>	<b>2,744.00</b>

<b>Pick changing aids</b>				
One hydraulically powered pick ejector, including the required electrical and hydraulic connections. Ideal for convenient, fast and low-noise pick changes.	<b>Standard</b>	<b>2745119</b>	<b>USD</b>	<b>0.00</b>
Two hydraulically powered pick ejectors, including the required electrical and hydraulic connections. Ideal for convenient, fast and low-noise pick changes.	<b>In lieu of 2745119</b>	<b>2793518</b>	<b>USD</b>	<b>2,685.00</b>
<b>Camera system</b>				
Two-fold camera system with one camera at the discharge conveyor and one camera with a view of the rear area. The camera images are displayed on the standard 7" control panel on the operator's platform.	<b>In lieu of 2673434</b>	<b>2673433</b>	<b>USD</b>	<b>-4,358.00</b>
Four-fold camera system with an additional 10" control panel for an optimised view of the work processes being executed in front of and behind the machine as well as of the side plates, on the right and left. The camera images are displayed on the 10" control panel on the operator's platform.	<b>Standard</b>	<b>2673434</b>	<b>USD</b>	<b>0.00</b>
Eight-fold camera system with an additional 10" control panel for an optimised view of the work processes being executed in front of and behind the machine, of the side plates on the right and left and of the milled surface behind the milling drum unit. The camera images are displayed on the 10" control panel on the operator's platform.	<b>In lieu of 2673434</b>	<b>2673435</b>	<b>USD</b>	<b>4,328.00</b>
<b>Other devices</b>				
Dual starter system for maximum starting reliability with an additional automatic engine stop function that reduces diesel consumption.	<b>Option</b>	<b>2745138</b>	<b>USD</b>	<b>5,311.00</b>
Electrical diesel suction and pressure pump with 7.50 m (24 ft 7 in) suction hose. The machine can be refueled with up to 50 l/min (13 gal/min) from external diesel tanks.	<b>Option</b>	<b>2673456</b>	<b>USD</b>	<b>1,012.00</b>
License plate holder with LED lighting	<b>Option</b>	<b>2654224</b>	<b>USD</b>	<b>528.00</b>
<b>Documentation</b>				
Additional set of technical documentation - North America country version (US)	<b>Option</b>		<b>USD</b>	<b>88.00</b>
Spare part and application documentation English (EN)	<b>Option</b>		<b>USD</b>	<b>15.00</b>

## Price list

# W 220 Fi - 2500 mm milling drum

### Scope of supply – basic machine

- Engine: 6-cylinder diesel engine: CATERPILLAR C18 ATAAC
- Rated power at 1,950 r.p.m.: 597 KW / 801 HP / 812 PS
- Exhaust standard: EU Stage V / US EPA Tier 4f
- Standard milling width: 7 ft 3 in / 2,200 mm
- Maximum milling depth: 1 ft 2 in / 350 mm

### STANDARD EQUIPMENT

- Base machine with engine
- Machine frame featuring a single wasp waist at the rear right and a dual wasp waist at the front
- DUAL SHIFT two-speed powershift transmission for efficient engine speeds combined with powerful milling drum speeds.
- Automatic pressure adjustment of the hydraulic pump for cylinder functions in accordance with performance requirements for reduced diesel consumption
- Hydraulically opening, soundproof engine cover
- Air compressor system
- Battery-operated hydraulic unit for auxiliary drive
- Two cooling fans to minimize power consumption of the cooling system

### MILLING DRUM HOUSING

- Adjustment of material depressor contact pressure via the control panel or automatically via the MILL ASSIST feature to reduce chunk formation
- Electrical adjustment of scraper contact pressure via the control panel
- Automatically controlled locking feature of scraper
- Milling drum rotation device with electro-hydraulic milling drum drive for slowly turning the milling drum during pick replacement.
- Single-piece water spray bar in the milling drum unit for reliable pick cooling and to prevent dust development
- Automatic control of the water quantity via the MILL ASSIST feature
- Height adjustment stroke increased by 200 mm to facilitate pick replacement and the exchange of milling drum units
- Pre-fitting to allow the quick exchange of milling drum units.
- Hydraulically lifting side plates, clearance right 450 mm (1 ft 6 in), clearance left 330 mm (1 ft 1 in)

### LOADING OF MILLED MATERIAL

- Increased conveyor swing angles of 65° each to the left and right
- Discharge conveyor with adjustable conveying speed and two slewing speeds for precise loading
- Boost feature for a temporary increase of the belt speed and conveying performance of the discharge conveyor by 20%
- Water spray system in the primary conveyor
- Larger conveyor pump for a constant belt speed even at a low engine speed of 1300 rpm

### MACHINE CONTROL AND LEVELLING SYSTEM

- User-friendly control panel including 7" color screen
- LEVEL PRO ACTIVE leveling system with numerous automated and complementary operator relieving features
- LEVEL PRO ACTIVE - automatic height control in transport mode
- LEVEL PRO ACTIVE - ramp milling and auto-start feature for the second milling cut
- RAPID SLOPE cross-slope sensor for LEVEL PRO ACTIVE leveling system
- MILL ASSIST assistance system for automatic adjustment of the milling drum speed in accordance with the main area of application and the parameters selected in terms of engine load, advance rate, milling volume and quality of the milling pattern.

- Automatic start-stop feature of the milling drum to reduce diesel consumption
- Comprehensive machine diagnostics on the control panel including, for example, a diagnostic system for the CAN bus
- Voltmeter integrated into the control panel for voltage measurement in the event of a malfunction
- Two control panels for operating functions performed by ground crew

#### OPERATOR 'S PLATFORM

- Convenient access to the operator's platform, left and right
- Anti-vibration mounted operator's platform across the full width of the machine including fold-out railing, right
- Electrical control cabinet on the operator's platform for optimum accessibility and fast troubleshooting
- Electrical level indicator for the water tank on the external control panels
- Time display on the main control panel and on the exterior control panels
- Two mirrors at the front, one mirror at the rear of the machine

#### TRACK UNIT AND HEIGHT ADJUSTMENT

- PTS – automatic alignment of the machine parallel to the pavement surface
- ISC – intelligent track speed control including hydraulic four-track drive
- Fourfold full-floating axle for high machine stability
- High travel speed of up to 88 m / min at low engine speeds (1,350 rpm), reduced diesel consumption and low noise emissions.

#### MISCELLANEOUS

- "Welcome" and "Go home" lights feature in the area of the operator's platform and access
- Large storage compartment on the machine for pick containers
- High-pressure water system with automatic on/off function, 261 psi / 18 bar, 17 gal.min / 67 l/min
- Good accessibility to all maintenance points on the engine station
- Pneumatic hammer with pick extractor/insertor
- Large tool kit in lockable tool box
- A total of six EMERGENCY STOP switches in appropriate positions on the machine
- Pre-fitting for installing the WITOS FleetView control unit
- European type certification, EuroTest mark and CE conformity

<b>List price ex subsidiary Wirtgen America</b>	<b>USD</b>	<b>1,032,382.00</b>
---	------------	---------------------

#### Mandatory Options

##### Milling drum housing

Wear-resistant milling drum housing MCS BASIC FB2500 (8 ft 2 in) with pre-fitting enabling a quick and easy change of the milling drums with varying spacings, without milling drum.	<b>Standard</b>	<b>2782697</b>	<b>USD</b>	<b>0.00</b>
--	-----------------	----------------	------------	-------------

##### Milling drums / milling units

Milling drum MCS BASIC with milling width 2500 mm / 8 ft / 2 in, milling depth max. 350 mm / 1 ft 2 in, tool spacing 15 mm / 19/32 in, equipped with quick-change toolholder system HT22 and 196 picks. For a wide range of applications, e.g. removal of surface and binder layer, complete removal of road surfaces or concrete milling work.	<b>Standard</b>	<b>2679915</b>	<b>USD</b>	<b>0.00</b>
---	-----------------	----------------	------------	-------------

<b>OPERATOR'S PLATFORM</b>				
Anti-vibration-mounted operator's platform with easy-to-read control panels, functional stand-up seat and a large, lockable storage compartment with a capacity of approx 69 gal / 260 liters	<b>Standard</b>	<b>2700694</b>	<b>USD</b>	<b>0.00</b>
Anti-vibration-mounted operator's platform with easy-to-read control panels, functional stand-up seat and a large, lockable storage compartment with a capacity of approx 69 gal/260 liters. A hydraulically height-adjustable weather canopy with transparent side weather protection elements protects the operator from the wind and weather.	<b>In lieu of 2700694</b>	<b>2700695</b>	<b>USD</b>	<b>17,342.00</b>
<b>Material transport</b>				
Heavy-duty 26 ft 9 in (8,150 mm) long discharge conveyor with 3 ft 3 in (1,000 mm) conveyor belt system and hydraulic folding device to shorten the transport length	<b>Standard</b>	<b>2667116</b>	<b>USD</b>	<b>0.00</b>
Robust 26 ft 9 in / 8,150 mm long discharge conveyor with conveyor belt system 3 ft 3 in / 1,000 mm	<b>Option</b>	<b>2718941</b>	<b>USD</b>	<b>-15,097.00</b>
<b>Water tank filling</b>				
Additional water tank filling from the rear of the machine using a shut-off cock.	<b>Standard</b>	<b>2667152</b>	<b>USD</b>	<b>0.00</b>
Additional water tank filling from the rear of the machine with a powerful, hydraulically operated filler pump	<b>Option</b>	<b>2667153</b>	<b>USD</b>	<b>4,225.00</b>
<b>Paint</b>				
Film coating in cream RAL 9001 with orange stripes. The entire base of the machine is painted in slate gray RAL 7019	<b>Standard</b>	<b>2700380</b>	<b>USD</b>	<b>0.00</b>
The film coating is applied in RAL colors and design according to the customer's wishes. Film coating provides protection against mechanical and weather-related damage and can be removed without leaving any marks, if required	<b>Option</b>	<b>2700381</b>	<b>USD</b>	<b>1,247.00</b>
<b>Technical documentation</b>				
Technical documentation - North America country version (US)	<b>Standard</b>	<b>2456347</b>	<b>USD</b>	<b>0.00</b>

<b>Telematics</b>				
WITOS FleetView (mobile phone standard 3, 4G) includes a control unit (TCU) with a GPS receiver and the usage rights for the web application WITOS FleetView. The web access function offers a compact overview of the machine status including consumption data, working times, position data, error messages and service intervals. (The actual amount of data available depends on the machine type). The availability of WITOS FleetView is guaranteed for 3 years from the date of delivery.	<b>Standard</b>	<b>2770403</b>	<b>USD</b>	<b>0.00</b>
The WIRTGEN PERFORMANCE TRACKER WPT is a laser and satellite-supported measuring system for precise milling performance determination for machines with FB2000, FB 220 or FB2500 without a weather canopy or with an operator's cabin. Two laser scanners measure the actual milling width and milling depth over the distance of the milling path. The milling performance results are automatically sent to the corresponding users via the WITOS interface with precise GPS machine position data and consumption data such as diesel consumption, water consumption, tool consumption and truck loads, in an evaluation and then by e-mail. The milling performance reports that include an image of the milling position can also be used as an allowance report. The usability of WITOS hardware components for the existing mobile radio standard is guaranteed for 3 years from the date of delivery.	<b>Option</b>	<b>2787665</b>	<b>USD</b>	<b>50,882.00</b>
<b>Machine lighting</b>				<b>0.00</b>
Extended lighting system consisting of 21 extremely powerful LED working lights for optimum illumination of the working area. Total light output of the working lights is approx. 43,600 lumens	<b>Standard</b>	<b>2667172</b>	<b>USD</b>	<b>0.00</b>
Extended lighting system consisting of 21 extremely powerful LED working lights for optimum illumination of the working area. Total light output of the working lights is approximately 43,600 lumens. The additional lighting balloon is powered via the machine's 24V electrical power supply and achieves an additional light output of 50,000 lumens	<b>In lieu of 266172</b>	<b>2667173</b>	<b>USD</b>	<b>5,208.00</b>



Equipment Options				
<b>Additional weight</b>				
Two additional weights located at the rear of the machine with a total weight of 1.500 kg (3,307 lbs) for individual machine ballasting. The individual weights, each weighing 750 kg (1,653 lbs), can be easily and quickly inserted and fastened to the rear of the machine.	Option	2667175	USD	7,277.00
<b>Additional weight</b>				
Large, generously sized storage compartment for 72 pick containers at the rear of the machine instead of the standard storage compartment. The storage compartment is lockable, splash-proof and additionally contains a completely sealed area to safely store electronic components, such as levelling sensors or pick ejectors	Option	2667177	USD	3,477.00
Storage compartment close to both rear track units for 10 pick containers	Standard	2700383	USD	0.00
<b>Equipment operator's platform</b>				
A powerful hot-air heating system with intelligently arranged air vents close to the operator's hands and feet offers maximum comfort on the operator's platform	Option	2745118	USD	4,181.00
Operator's platform equipped with a height-adjustable stand-up seat for greater operator comfort	Standard	2688479	USD	0.00
<b>Milling drum assembly options</b>				
The actual milling depth is determined by calculating the difference in readings from sensors on the side plate and sensors on the scraper. The actual milling depth is displayed on the LEVEL PRO ACTIVE panel.	Standard	2598665	USD	0.00
Overload sensors automatically lift the scraper whenever obstacles are detected that could damage the scraper.	Option	2667192	USD	1,746.00
Active floating position for the side plates on the left and right by continuously adjusting the milling depth and position of the plates. If necessary, the side plates can be briefly raised to prevent them from sinking into the soft ground.	Standard	2598531	USD	0.00
Extension of MCS BASIC with one hydraulically opening side panel on the milling drum unit FB2200/FB2500 (7 ft 3 in/8 ft 2 in). An additional hydraulic cylinder enables the MCS side panel to be easily opened when changing milling drums. This enables MCS BASIC milling drums to be changed even faster.	Standard	2667195	USD	0.00
Electrically switchable sectional water spray bar in the milling drum assembly FB2500 (8 ft 2 in). Four areas can be controlled as required from the control panel (automatically controlled with WPT). This reduces water consumption enormously.	Standard	2667200	USD	0.00

Two wear protection rollers that can be attached to the side plates (left or right). The rollers protect the asphalt, curbs, and other surfaces from damage and prevent excessive wear to the side plates.	<b>Option</b>	<b>2662818</b>	<b>USD</b>	<b>866.00</b>
The mounting aid makes it much easier to change the milling drum assembly. Two extended wire ropes from the discharge conveyor are reattached and pull the primary conveyor out of the milling drum housing. This enables the aggregate to be changed without any additional effort. It saves time and work whenever the milling drum assembly needs to be changed.	<b>Standard</b>	<b>2685194</b>	<b>USD</b>	<b>0.00</b>
Transport carriage for milling drum units from FB2200 (7 ft 3 in) to FB4400 (14 ft 5 in) to make it easier to change milling drum units and handle them in the workshop or on the job site.	<b>Option</b>	<b>2282163</b>	<b>USD</b>	<b>19,117.00</b>
Milling drum mounting and transport cart for milling drums from FB1500 (4 ft 11 in) to FB2500 (8 ft 2 in)	<b>Option</b>	<b>2312515</b>	<b>USD</b>	<b>7,072.00</b>
Transport roller set consisting of 4 heavy-duty rollers for easy removal of milling units from FB1500 to FB3800 on level surfaces.	<b>Option</b>	<b>2762958</b>	<b>USD</b>	<b>5,751.00</b>
<b>Options for belt conveyor</b>				
VCS – vacuum cutting system on the discharge conveyor for the extraction of fine material particles and water vapor from the sealed milling drum unit.	<b>Standard</b>	<b>2667207</b>	<b>USD</b>	<b>0.00</b>
Signal lights for visual "stop" and "go" instructions for the truck driver without the use of a horn. The signal lights can be folded in hydraulically from the operator's platform.	<b>Option</b>	<b>2598539</b>	<b>USD</b>	<b>5,311.00</b>
Semi-automatic ACTIVE CONVEYOR swing angle control that guides the discharge conveyor in construction site situations where milling is carried out at intersections or roundabouts	<b>Standard</b>	<b>2703705</b>	<b>USD</b>	<b>0.00</b>
Support device for positioning the discharge conveyor on the flat bed truck	<b>Standard</b>	<b>60603</b>	<b>USD</b>	<b>0.00</b>
<b>Additional control unit LEVEL PRO</b>				
Additional 5" control panel for controlling the LEVEL PRO ACTIVE leveling system. Up to two additional control panels can be mounted in the rear lower area of the machines	<b>Option</b>	<b>2598631</b>	<b>USD</b>	<b>2,553.00</b>
2 Additional 7" control panel that displays the machine control and controls the LEVEL PRO ACTIVE levelling system. Up to two additional control panels can be mounted in the rear lower area of the machines	<b>Standard</b>	<b>2598632</b>	<b>USD</b>	<b>0.00</b>

Additional 2" control panel that can be programmed with up to 16 individually selected functions. Up to two additional control panels can be mounted on the outside railing of the operator's platform	<b>Standard</b>	<b>2598664</b>	<b>USD</b>	<b>0.00</b>
Two additional 2" control panels that can each be programmed with up to 16 individually selected functions. Up to two additional control panels can be mounted on the outside railing of the operator's platform	<b>Option</b>	<b>2767151</b>	<b>USD</b>	<b>4,314.00</b>
User-specific saving of individually adjustable machine settings such as the display configuration or the assignment of favorites buttons. The data can be saved on five different SMART KEY key fobs with tokens.	<b>Standard</b>	<b>2779470</b>	<b>USD</b>	<b>0.00</b>
<b>Leveling</b>				
Extension of the LEVEL PRO ACTIVE levelling system with levelling boom. Premounted and adjustable hydraulic cylinders on the left and right allow the use of a Sonic-Ski sensor that is able to scan a reference object up to 1,900 mm away from the milling edge. During machine transport, the sensor and cables are securely stowed in the corresponding transport boxes.	<b>Option</b>	<b>2667237</b>	<b>USD</b>	<b>11,649.00</b>
<b>Leveling</b>				
Extension of the LEVEL PRO ACTIVE leveling system with two hydraulic cylinder sensors for scanning a reference surface to the left and the right of the milling drum.	<b>Standard</b>	<b>2667241</b>	<b>USD</b>	<b>0.00</b>
<b>Leveling</b>				
Extension of the LEVEL PRO ACTIVE leveling system with multiplex scanning on the right. Two additional ultrasonic sensors scan reference surfaces in front of and behind the machine. During machine transport, the sensors and cables are securely stowed in a corresponding transport box.	<b>Option</b>	<b>2673212</b>	<b>USD</b>	<b>5,575.00</b>
Extension of the LEVEL PRO ACTIVE leveling system with multiplex scanning on the left and right. Four additional ultrasonic sensors scan reference surfaces in front of and behind the machine. During machine transport, the sensors and cables are securely stowed in a corresponding transport box.	<b>Option</b>	<b>2673213</b>	<b>USD</b>	<b>10,828.00</b>
<b>Leveling</b>				
Extension of the LEVEL PRO ACTIVE leveling system with pre-fitting for 3D milling with machines without a weather canopy. The pre-fitting equipment consists of robust and exactly positioned mounting adapters for a 3D system as well as sensor sockets for connecting the sensors to the LEVEL PRO ACTIVE system.	<b>Option</b>	<b>2667342</b>	<b>USD</b>	<b>9,185.00</b>

Extension of the LEVEL PRO ACTIVE leveling system with pre-fitting for 3D milling with machines with a weather canopy. The pre-fitting equipment consists of robust and exactly positioned mounting adapters for a 3D system as well as sensor sockets for connecting the sensors to the LEVEL PRO ACTIVE system.	<b>Option</b>	<b>2667343</b>	<b>USD</b>	<b>2,303.00</b>
<b>Water system</b>				
Powerful, hydraulically operated high pressure water cleaner with a maximum output of 15 l/min (4 gpm) at a pressure of 150 bar (2175 psi).	<b>Option</b>	<b>2667357</b>	<b>USD</b>	<b>2,744.00</b>
<b>Pick changing aids</b>				
One hydraulically powered pick ejector, including the required electrical and hydraulic connections. Ideal for convenient, fast and low-noise pick changes.	<b>Standard</b>	<b>2745119</b>	<b>USD</b>	<b>0.00</b>
Two hydraulically powered pick ejectors, including the required electrical and hydraulic connections. Ideal for convenient, fast and low-noise pick changes.	<b>In lieu of 2745119</b>	<b>2793518</b>	<b>USD</b>	<b>2,685.00</b>
<b>Camera system</b>				
Two-fold camera system with one camera at the discharge conveyor and one camera with a view of the rear area. The camera images are displayed on the standard 7" control panel on the operator's platform.	<b>In lieu of 2673434</b>	<b>2673433</b>	<b>USD</b>	<b>-4,358.00</b>
Four-fold camera system with an additional 10" control panel for an optimised view of the work processes being executed in front of and behind the machine as well as of the side plates, on the right and left. The camera images are displayed on the 10" control panel on the operator's platform.	<b>Standard</b>	<b>2673434</b>	<b>USD</b>	<b>0.00</b>
Eight-fold camera system with an additional 10" control panel for an optimised view of the work processes being executed in front of and behind the machine, of the side plates on the right and left and of the milled surface behind the milling drum unit. The camera images are displayed on the 10" control panel on the operator's platform.	<b>In lieu of 2673434</b>	<b>2673435</b>	<b>USD</b>	<b>4,328.00</b>
<b>Other devices</b>				
Dual starter system for maximum starting reliability with an additional automatic engine stop function that reduces diesel consumption.	<b>Option</b>	<b>2745138</b>	<b>USD</b>	<b>5,311.00</b>
Electrical diesel suction and pressure pump with 7.50 m (24 ft 7 in) suction hose. The machine can be refueled with up to 50 l/min (13 gal/min) from external diesel tanks.	<b>Option</b>	<b>2673456</b>	<b>USD</b>	<b>1,012.00</b>
License plate holder with LED lighting	<b>Option</b>	<b>2654224</b>	<b>USD</b>	<b>528.00</b>
<b>Documentation</b>				
Additional set of technical documentation - North America country version (US)	<b>Option</b>		<b>USD</b>	<b>88.00</b>
Spare part and application documentation English (EN)	<b>Option</b>		<b>USD</b>	<b>15.00</b>

**Price list****W 250 Fi - 2200 mm milling drum****Scope of supply – basic machine**

- Engine: 2x 6-cylinder diesel engines type Cummins L9 and X15
- Rated power at 2,100 r.p.m.: 742 kW / 995 HP / 1,009 PS
- Exhaust standard: EU Stage V / US EPA Tier 4f
- Standard milling width: 7 ft 3 in / 2,200 mm
- Theoretical milling depth: 1 ft 2 in / 350 mm

**STANDARD EQUIPMENT**

- Base machine with dual motor drive
- Machine frame featuring a single wasp waist at the rear right and a dual wasp waist at the front
- Automatic pressure adjustment of the hydraulic pump for cylinder functions in accordance with performance requirements for reduced diesel consumption
- Hydraulically opening, soundproof engine cover
- Air compressor system
- Battery-operated hydraulic unit for auxiliary drive
- Two cooling fans to minimize power consumption of the cooling system

**MILLING DRUM HOUSING**

- Adjustment of material depressor contact pressure via the control panel or automatically via the MILL ASSIST feature to reduce chunk formation
- Electrical adjustment of scraper contact pressure via the control panel
- Automatically controlled locking feature of scraper
- Milling drum rotation device with electro-hydraulic milling drum drive for slowly turning the milling drum during pick replacement.
- Single-piece water spray bar in the milling drum unit for reliable pick cooling and to prevent dust development
- Automatic control of the water quantity via the MILL ASSIST feature
- Height adjustment stroke increased by 200 mm to facilitate pick replacement and the exchange of milling drum units
- Pre-fitting to allow the quick exchange of milling drum units.
- Hydraulically lifting side plate, right clearance 1 ft 6 in / 450 mm and left clearance 1 ft 2 in / 350 mm

**LOADING OF MILLED MATERIAL**

- Increased conveyor swing angles of 65° each to the left and right
- Discharge conveyor with adjustable conveying speed and two slewing speeds for precise loading
- Boost feature for a temporary increase of the belt speed and conveying performance of the discharge conveyor by 20%
- Water spray system in the primary conveyor
- Larger conveyor pump for a constant belt speed even at a low engine speed of 1300 rpm

**MACHINE CONTROL AND LEVELLING SYSTEM**

- User-friendly control panel including 7" color screen
- LEVEL PRO ACTIVE leveling system with numerous automated and complementary operator relieving features
- LEVEL PRO ACTIVE - automatic height control in transport mode
- LEVEL PRO ACTIVE - ramp milling and auto-start feature for the second milling cut
- RAPID SLOPE cross-slope sensor for LEVEL PRO ACTIVE leveling system
- MILL ASSIST assistance system for automatic adjustment of the milling drum speed in accordance with the main area of application and the parameters selected in terms of engine load, advance rate, milling volume and quality of the milling pattern.
- Comprehensive machine diagnostics on the control panel including, for example, a diagnostic system for the CAN bus

- Voltmeter integrated into the control panel for voltage measurement in the event of a malfunction
- Two control panels for operating functions performed by ground crew

#### OPERATOR'S PLATFORM

- Convenient access to the operator's platform, left and right
- Anti-vibration mounted operator's platform across the full width of the machine including fold-out railing, right
- Electrical control cabinet on the operator's platform for optimum accessibility and fast troubleshooting
- Electrical level indicator for the water tank on the external control panels
- Time display on the main control panel and on the exterior control panels
- Two mirrors at the front, one mirror at the rear of the machine

#### TRACK UNIT AND HEIGHT ADJUSTMENT

- PTS – automatic alignment of the machine parallel to the pavement surface
- ISC – intelligent track speed control including hydraulic four-track drive
- Fourfold full-floating axle for high machine stability
- High travel speed of up to 88 m / min at low engine speeds (1,350 rpm), reduced diesel consumption and low noise emissions.

#### MISCELLANEOUS

- "Welcome" and "Go home" lights feature in the area of the operator's platform and access
- Large storage compartment on the machine for pick containers
- High-pressure water system with automatic on/off function, 261 psi / 18 bar, 17 gal.min / 67 l/min
- Good accessibility to all maintenance points on the engine station
- Pneumatic hammer with pick extractor/insertor
- Large tool kit in lockable tool box
- A total of six EMERGENCY STOP switches in appropriate positions on the machine
- Pre-fitting for installing the WITOS FleetView control unit
- European type certification, EuroTest mark and CE conformity

List price ex subsidiary Wirtgen America

USD

1,132,371.00

#### Mandatory Options

##### Milling drum housing

Wear-resistant milling drum housing MCS BASIC FB2200 (7 ft 3 in), with pre-fitting to quickly and easily change milling drums of varying tool spacings, without milling drum.	Standard	2667109	USD	0.00
---	----------	---------	-----	------

##### Milling drums / milling units

Milling drum MCS BASIC with milling width 2200 mm / 7 ft / 3 in, milling depth max. 320 mm / 1ft / 0,5 in, tool spacing 15 mm / 19/32 in, equipped with quick-change toolholder system HT22 and 180 picks. For a wide range of applications, e.g. removal of surface and binder layer, complete removal of road surfaces or concrete milling work.	Standard	2679870	USD	0.00
--	----------	---------	-----	------

<b>OPERATOR'S PLATFORM</b>				
Anti-vibration-mounted operator's platform with easy-to-read control panels, functional stand-up seat and a large, lockable storage compartment with a capacity of approx 69 gal / 260 liters	<b>Standard</b>	<b>2667135</b>	<b>USD</b>	<b>0.00</b>
Anti-vibration-mounted operator's platform with easy-to-read control panels, functional stand-up seat and a large, lockable storage compartment with a capacity of approx 69 gal/260 liters. A hydraulically height-adjustable weather canopy with transparent side weather protection elements protects the operator from the wind and weather.	<b>In lieu of 2667135</b>	<b>2667138</b>	<b>USD</b>	<b>17,342.00</b>
<b>Material transport</b>				
Robust 26 ft 9 in (8,150 mm) long discharge conveyor with conveyor belt system 3 ft 7 in (1,100 mm) and hydraulic folding device for shortening the transport length	<b>Standard</b>	<b>2667148</b>	<b>USD</b>	<b>0.00</b>
Heavy-duty 26 ft 9 in (8,150 mm) long double discharge conveyor with 3 ft 3 in (1,000 mm) conveyor belt system and hydraulic folding device to shorten the transport length. An additional shroud on the upper part of the discharge conveyor guides the flow of material, enabling controlled loading and minimizing wear and tear.	<b>Option</b>	<b>2667149</b>	<b>USD</b>	<b>25,294.00</b>
<b>Water tank filling</b>				
Additional water tank filling from the rear of the machine using a shut-off cock.	<b>Standard</b>	<b>2667152</b>	<b>USD</b>	<b>0.00</b>
Additional water tank filling from the rear of the machine with a powerful, hydraulically operated filler pump	<b>Option</b>	<b>2667153</b>	<b>USD</b>	<b>4,225.00</b>
<b>Paint</b>				
Film coating in cream RAL 9001 with orange stripes. The entire base of the machine is painted in slate gray RAL 7019	<b>Standard</b>	<b>2667167</b>	<b>USD</b>	<b>0.00</b>
The film coating is applied in RAL colors and design according to the customer's wishes. Film coating provides protection against mechanical and weather-related damage and can be removed without leaving any marks, if required	<b>Option</b>	<b>2667169</b>	<b>USD</b>	<b>1,247.00</b>
<b>Technical documentation</b>				
Technical documentation - North America country version (US)	<b>Standard</b>	<b>2456347</b>	<b>USD</b>	<b>0.00</b>

<b>Telematics</b>				
WITOS FleetView (mobile phone standard 3, 4G) includes a control unit (TCU) with a GPS receiver and the usage rights for the web application WITOS FleetView. The web access function offers a compact overview of the machine status including consumption data, working times, position data, error messages and service intervals. (The actual amount of data available depends on the machine type). The availability of WITOS FleetView is guaranteed for 3 years from the date of delivery.	<b>Standard</b>	<b>2770403</b>	<b>USD</b>	<b>0.00</b>
The WIRTGEN PERFORMANCE TRACKER WPT is a laser and satellite-supported measuring system for precise milling performance determination for machines with FB2000, FB 220 or FB2500 without a weather canopy or with an operator's cabin. Two laser scanners measure the actual milling width and milling depth over the distance of the milling path. The milling performance results are automatically sent to the corresponding users via the WITOS interface with precise GPS machine position data and consumption data such as diesel consumption, water consumption, tool consumption and truck loads, in an evaluation and then by e-mail. The milling performance reports that include an image of the milling position can also be used as an allowance report. The usability of WITOS hardware components for the existing mobile radio standard is guaranteed for 3 years from the date of delivery.	<b>Option</b>	<b>2787665</b>	<b>USD</b>	<b>50,882.00</b>
<b>Machine lighting</b>				
Extended lighting system consisting of 21 extremely powerful LED working lights for optimum illumination of the working area. Total light output of the working lights is approx. 43,600 lumens	<b>Standard</b>	<b>2667172</b>	<b>USD</b>	<b>0.00</b>
Extended lighting system consisting of 21 extremely powerful LED working lights for optimum illumination of the working area. Total light output of the working lights is approximately 43,600 lumens. The additional lighting balloon is powered via the machine's 24V electrical power supply and achieves an additional light output of 50,000 lumens	<b>In lieu of 2667172</b>	<b>2667173</b>	<b>USD</b>	<b>5,208.00</b>



Equipment Options				
<b>Additional weight</b>				
Two additional weights located at the rear of the machine with a total weight of 1.500 kg (3,307 lbs) for individual machine ballasting. The individual weights, each weighing 750 kg (1,653 lbs), can be easily and quickly inserted and fastened to the rear of the machine.	Option	2667175	USD	7,277.00
<b>Additional weight</b>				
Large, generously sized storage compartment for 72 pick containers at the rear of the machine instead of the standard storage compartment. The storage compartment is lockable, splash-proof and additionally contains a completely sealed area to safely store electronic components, such as levelling sensors or pick ejectors	Option	2667177	USD	3,477.00
Storage compartment close to both rear track units for 10 pick containers	Standard	2667178	USD	0.00
<b>Equipment operator's platform</b>				
A powerful hot-air heating system with intelligently arranged air vents close to the operator's hands and feet offers maximum comfort on the operator's platform	Option	2667179	USD	4,181.00
Operator's platform equipped with a height-adjustable stand-up seat for greater operator comfort	Standard	2688479	USD	0.00
<b>Milling drum assembly options</b>				
The actual milling depth is determined by calculating the difference in readings from sensors on the side plate and sensors on the scraper. The actual milling depth is displayed on the LEVEL PRO ACTIVE panel.	Standard	2598665	USD	0.00
Overload sensors automatically lift the scraper whenever obstacles are detected that could damage the scraper.	Option	2667192	USD	1,746.00
Active floating position for the side plates on the left and right by continuously adjusting the milling depth and position of the plates. If necessary, the side plates can be briefly raised to prevent them from sinking into the soft ground.	Standard	2598531	USD	0.00
Extension of MCS BASIC with one hydraulically opening side panel on the milling drum unit FB2200/FB2500 (7 ft 3 in/8 ft 2 in). An additional hydraulic cylinder enables the MCS side panel to be easily opened when changing milling drums. This enables MCS BASIC milling drums to be changed even faster.	Standard	2667195	USD	0.00
Electrically switchable sectional water spray bar in the milling drum unit FB2200 (7 ft 3 in). Four areas can be controlled as required from the control panel (automatically controlled with WPT). This significantly reduces water consumption.	Standard	2667199	USD	0.00

Two wear protection rollers that can be attached to the side plates (left or right). The rollers protect the asphalt, curbs, and other surfaces from damage and prevent excessive wear to the side plates.	<b>Option</b>	<b>2662818</b>	<b>USD</b>	<b>866.00</b>
The mounting aid makes it much easier to change the milling drum assembly. Two extended wire ropes from the discharge conveyor are reattached and pull the primary conveyor out of the milling drum housing. This enables the aggregate to be changed without any additional effort. It saves time and work whenever the milling drum assembly needs to be changed.	<b>Standard</b>	<b>2685194</b>	<b>USD</b>	<b>0.00</b>
Transport carriage for milling drum units from FB2200 (7 ft 3 in) to FB4400 (14 ft 5 in) to make it easier to change milling drum units and handle them in the workshop or on the job site.	<b>Option</b>	<b>2282163</b>	<b>USD</b>	<b>19,117.00</b>
Milling drum mounting and transport cart for milling drums from FB1500 (4 ft 11 in) to FB2500 (8 ft 2 in)	<b>Option</b>	<b>2312515</b>	<b>USD</b>	<b>7,072.00</b>
Transport roller set consisting of 4 heavy-duty rollers for easy removal of milling units from FB1500 to FB3800 on level surfaces.	<b>Option</b>	<b>2762958</b>	<b>USD</b>	<b>5,751.00</b>
<b>Options for belt conveyor</b>				
VCS – vacuum cutting system on the discharge conveyor for the extraction of fine material particles and water vapor from the sealed milling drum unit.	<b>Standard</b>	<b>2667207</b>	<b>USD</b>	<b>0.00</b>
Signal lights for visual "stop" and "go" instructions for the truck driver without the use of a horn. The signal lights can be folded in hydraulically from the operator's platform.	<b>Option</b>	<b>2598539</b>	<b>USD</b>	<b>5,311.00</b>
Semi-automatic ACTIVE CONVEYOR swing angle control that guides the discharge conveyor in construction site situations where milling is carried out at intersections or roundabouts	<b>Standard</b>	<b>2703705</b>	<b>USD</b>	<b>0.00</b>
Support device for positioning the discharge conveyor on the flat bed truck	<b>Standard</b>	<b>60603</b>	<b>USD</b>	<b>0.00</b>
<b>Additional control unit LEVEL PRO</b>				
Additional 5" control panel for controlling the LEVEL PRO ACTIVE leveling system. Up to two additional control panels can be mounted in the rear lower area of the machines	<b>Option</b>	<b>2598631</b>	<b>USD</b>	<b>2,553.00</b>
2 Additional 7" control panel that displays the machine control and controls the LEVEL PRO ACTIVE levelling system. Up to two additional control panels can be mounted in the rear lower area of the machines	<b>Standard</b>	<b>2598632</b>	<b>USD</b>	<b>0.00</b>
Additional 2" control panel that can be programmed with up to 16 individually selected functions. Up to two additional control panels can be mounted on the outside railing of the operator's platform	<b>Standard</b>	<b>2598664</b>	<b>USD</b>	<b>0.00</b>

Two additional 2" control panels that can each be programmed with up to 16 individually selected functions. Up to two additional control panels can be mounted on the outside railing of the operator's platform	<b>Option</b>	<b>2767151</b>	<b>USD</b>	<b>4,314.00</b>
User-specific saving of individually adjustable machine settings such as the display configuration or the assignment of favorites buttons. The data can be saved on five different SMART KEY key fobs with tokens.	<b>Standard</b>	<b>2779470</b>	<b>USD</b>	<b>0.00</b>
<b>Leveling</b>				
Extension of the LEVEL PRO ACTIVE levelling system with levelling boom. Premounted and adjustable hydraulic cylinders on the left and right allow the use of a Sonic-Ski sensor that is able to scan a reference object up to 1,900 mm away from the milling edge. During machine transport, the sensor and cables are securely stowed in the corresponding transport boxes.	<b>Option</b>	<b>2667237</b>	<b>USD</b>	<b>11,649.00</b>
<b>Leveling</b>				
Extension of the LEVEL PRO ACTIVE leveling system with two hydraulic cylinder sensors for scanning a reference surface to the left and the right of the milling drum.	<b>Standard</b>	<b>2667241</b>	<b>USD</b>	<b>0.00</b>
<b>Leveling</b>				
Extension of the LEVEL PRO ACTIVE leveling system with multiplex scanning on the right. Two additional ultrasonic sensors scan reference surfaces in front of and behind the machine. During machine transport, the sensors and cables are securely stowed in a corresponding transport box.	<b>Option</b>	<b>2673212</b>	<b>USD</b>	<b>5,575.00</b>
Extension of the LEVEL PRO ACTIVE leveling system with multiplex scanning on the left and right. Four additional ultrasonic sensors scan reference surfaces in front of and behind the machine. During machine transport, the sensors and cables are securely stowed in a corresponding transport box.	<b>Option</b>	<b>2673213</b>	<b>USD</b>	<b>10,828.00</b>
<b>Leveling</b>				
Extension of the LEVEL PRO ACTIVE leveling system with pre-fitting for 3D milling with machines without a weather canopy. The pre-fitting equipment consists of robust and exactly positioned mounting adapters for a 3D system as well as sensor sockets for connecting the sensors to the LEVEL PRO ACTIVE system.	<b>Option</b>	<b>2667342</b>	<b>USD</b>	<b>9,185.00</b>
Extension of the LEVEL PRO ACTIVE leveling system with two linear laser sensors that can be installed using the pre-fitting equipment for 3D leveling.	<b>Option</b>	<b>2662826</b>	<b>USD</b>	<b>13,924.00</b>

<b>Water system</b>				
Powerful, hydraulically operated high pressure water cleaner with a maximum output of 15 l/min (4 gpm) at a pressure of 150 bar (2175 psi).	<b>Option</b>	<b>2667357</b>	<b>USD</b>	<b>2,744.00</b>
<b>Pick changing aids</b>				
One hydraulically powered pick ejector, including the required electrical and hydraulic connections. Ideal for convenient, fast and low-noise pick changes.	<b>Standard</b>	<b>2667497</b>	<b>USD</b>	<b>0.00</b>
Two hydraulically powered pick ejectors, including the required electrical and hydraulic connections. Ideal for convenient, fast and low-noise pick changes.	<b>In lieu of 2667497</b>	<b>2793479</b>	<b>USD</b>	<b>2,685.00</b>
<b>Camera system</b>				
Two-fold camera system with one camera at the discharge conveyor and one camera with a view of the rear area. The camera images are displayed on the standard 7" control panel on the operator's platform.	<b>In lieu of 2673434</b>	<b>2673433</b>	<b>USD</b>	<b>-4,358.00</b>
Four-fold camera system with an additional 10" control panel for an optimised view of the work processes being executed in front of and behind the machine as well as of the side plates, on the right and left. The camera images are displayed on the 10" control panel on the operator's platform.	<b>Standard</b>	<b>2673434</b>	<b>USD</b>	<b>0.00</b>
Eight-fold camera system with an additional 10" control panel for an optimised view of the work processes being executed in front of and behind the machine, of the side plates on the right and left and of the milled surface behind the milling drum unit. The camera images are displayed on the 10" control panel on the operator's platform.	<b>In lieu of 2673434</b>	<b>2673435</b>	<b>USD</b>	<b>4,328.00</b>
<b>Other devices</b>				
Electrical preheating of the fuel filter to maintain the flow of fuel at low outside temperatures. Serves to guarantee machine operation at temperatures below 0 32 degrees Fahrenheit (0 degrees Celsius).	<b>Option</b>	<b>2673455</b>	<b>USD</b>	<b>1,497.00</b>
Electrical diesel suction and pressure pump with 7.50 m (24 ft 7 in) suction hose. The machine can be refueled with up to 50 l/min (13 gal/min) from external diesel tanks.	<b>Option</b>	<b>2673456</b>	<b>USD</b>	<b>1,012.00</b>
License plate holder with LED lighting	<b>Option</b>	<b>2654224</b>	<b>USD</b>	<b>528.00</b>
<b>Documentation</b>				
Additional set of technical documentation - North America country version (US)	<b>Option</b>		<b>USD</b>	<b>88.00</b>
Spare part and application documentation English (EN)	<b>Option</b>		<b>USD</b>	<b>15.00</b>

**Price list****W 250 Fi - 2500 mm milling drum****Scope of supply – basic machine**

- Engine: 2x 6-cylinder diesel engines type Cummins L9 and X15
- Rated power at 2,100 r.p.m.: 742 kW / 995 HP / 1,009 PS
- Exhaust standard: EU Stage V / US EPA Tier 4f
- Standard milling width: 7 ft 3 in / 2,200 mm
- Theoretical milling depth: 1 ft 2 in / 350 mm

**STANDARD EQUIPMENT**

- Base machine with dual motor drive
- Machine frame featuring a single wasp waist at the rear right and a dual wasp waist at the front
- Automatic pressure adjustment of the hydraulic pump for cylinder functions in accordance with performance requirements for reduced diesel consumption
- Hydraulically opening, soundproof engine cover
- Air compressor system
- Battery-operated hydraulic unit for auxiliary drive
- Two cooling fans to minimize power consumption of the cooling system

**MILLING DRUM HOUSING**

- Adjustment of material depressor contact pressure via the control panel or automatically via the MILL ASSIST feature to reduce chunk formation
- Electrical adjustment of scraper contact pressure via the control panel
- Automatically controlled locking feature of scraper
- Milling drum rotation device with electro-hydraulic milling drum drive for slowly turning the milling drum during pick replacement.
- Single-piece water spray bar in the milling drum unit for reliable pick cooling and to prevent dust development
- Automatic control of the water quantity via the MILL ASSIST feature
- Height adjustment stroke increased by 200 mm to facilitate pick replacement and the exchange of milling drum units
- Pre-fitting to allow the quick exchange of milling drum units.
- Hydraulically lifting side plate, right clearance 1 ft 6 in / 450 mm and left clearance 1 ft 2 in / 350 mm

**LOADING OF MILLED MATERIAL**

- Increased conveyor swing angles of 65° each to the left and right
- Discharge conveyor with adjustable conveying speed and two slewing speeds for precise loading
- Boost feature for a temporary increase of the belt speed and conveying performance of the discharge conveyor by 20%
- Water spray system in the primary conveyor
- Larger conveyor pump for a constant belt speed even at a low engine speed of 1300 rpm

**MACHINE CONTROL AND LEVELLING SYSTEM**

- User-friendly control panel including 7" color screen
- LEVEL PRO ACTIVE leveling system with numerous automated and complementary operator relieving features
- LEVEL PRO ACTIVE - automatic height control in transport mode
- LEVEL PRO ACTIVE - ramp milling and auto-start feature for the second milling cut
- RAPID SLOPE cross-slope sensor for LEVEL PRO ACTIVE leveling system
- MILL ASSIST assistance system for automatic adjustment of the milling drum speed in accordance with the main area of application and the parameters selected in terms of engine load, advance rate, milling volume and quality of the milling pattern.

- Comprehensive machine diagnostics on the control panel including, for example, a diagnostic system for the CAN bus
- Voltmeter integrated into the control panel for voltage measurement in the event of a malfunction
- Two control panels for operating functions performed by ground crew

#### **OPERATOR 'S PLATFORM**

- Convenient access to the operator's platform, left and right
- Anti-vibration mounted operator's platform across the full width of the machine including fold-out railing, right
- Electrical control cabinet on the operator's platform for optimum accessibility and fast troubleshooting
- Electrical level indicator for the water tank on the external control panels
- Time display on the main control panel and on the exterior control panels
- Two mirrors at the front, one mirror at the rear of the machine

#### **TRACK UNIT AND HEIGHT ADJUSTMENT**

- PTS – automatic alignment of the machine parallel to the pavement surface
- ISC – intelligent track speed control including hydraulic four-track drive
- Fourfold full-floating axle for high machine stability
- High travel speed of up to 88 m / min at low engine speeds (1,350 rpm), reduced diesel consumption and low noise emissions.

#### **MISCELLANEOUS**

- "Welcome" and "Go home" lights feature in the area of the operator's platform and access
- Large storage compartment on the machine for pick containers
- High-pressure water system with automatic on/off function, 261 psi / 18 bar, 17 gal.min / 67 l/min
- Good accessibility to all maintenance points on the engine station
- Pneumatic hammer with pick extractor/insertor
- Large tool kit in lockable tool box
- A total of six EMERGENCY STOP switches in appropriate positions on the machine
- Pre-fitting for installing the WITOS FleetView control unit
- European type certification, EuroTest mark and CE conformity

**List price ex subsidiary Wirtgen America**

**USD**

**1,155,244.00**

#### **Mandatory Options**

##### **Milling drum housing**

Wear-resistant milling drum housing MCS BASIC FB2500 (8 ft 2 in) with pre-fitting enabling a quick and easy change of the milling drums with varying spacings, without milling drum.	<b>Standard</b>	<b>2674057</b>	<b>USD</b>	<b>0.00</b>
--	-----------------	----------------	------------	-------------

##### **Milling drums / milling units**

Milling drum MCS BASIC with milling width 2500 mm / 8 ft / 2 in, milling depth max. 350 mm / 1 ft 2 in, tool spacing 15 mm / 19/32 in, equipped with quick-change toolholder system HT22 and 196 picks. For a wide range of applications, e.g. removal of surface and binder layer, complete removal of road surfaces or concrete milling work.	<b>Standard</b>	<b>2679915</b>	<b>USD</b>	<b>0.00</b>
---	-----------------	----------------	------------	-------------

<b>OPERATOR'S PLATFORM</b>				
Anti-vibration-mounted operator's platform with easy-to-read control panels, functional stand-up seat and a large, lockable storage compartment with a capacity of approx 69 gal / 260 liters	<b>Standard</b>	<b>2667135</b>	<b>USD</b>	<b>0.00</b>
Anti-vibration-mounted operator's platform with easy-to-read control panels, functional stand-up seat and a large, lockable storage compartment with a capacity of approx 69 gal/260 liters. A hydraulically height-adjustable weather canopy with transparent side weather protection elements protects the operator from the wind and weather.	<b>In lieu of 2667135</b>	<b>2667138</b>	<b>USD</b>	<b>17,342.00</b>
<b>Material transport</b>				
Robust 26 ft 9 in (8,150 mm) long discharge conveyor with conveyor belt system 3 ft 7 in (1,100 mm) and hydraulic folding device for shortening the transport length	<b>Standard</b>	<b>2667148</b>	<b>USD</b>	<b>0.00</b>
Heavy-duty 26 ft 9 in (8,150 mm) long double discharge conveyor with 3 ft 3 in (1,000 mm) conveyor belt system and hydraulic folding device to shorten the transport length. An additional shroud on the upper part of the discharge conveyor guides the flow of material, enabling controlled loading and minimizing wear and tear.	<b>Option</b>	<b>2667149</b>	<b>USD</b>	<b>25,294.00</b>
<b>Water tank filling</b>				
Additional water tank filling from the rear of the machine using a shut-off cock.	<b>Standard</b>	<b>2667152</b>	<b>USD</b>	<b>0.00</b>
Additional water tank filling from the rear of the machine with a powerful, hydraulically operated filler pump	<b>Option</b>	<b>2667153</b>	<b>USD</b>	<b>4,225.00</b>
<b>Paint</b>				
Film coating in cream RAL 9001 with orange stripes. The entire base of the machine is painted in slate gray RAL 7019	<b>Standard</b>	<b>2667167</b>	<b>USD</b>	<b>0.00</b>
The film coating is applied in RAL colors and design according to the customer's wishes. Film coating provides protection against mechanical and weather-related damage and can be removed without leaving any marks, if required	<b>Option</b>	<b>2667169</b>	<b>USD</b>	<b>1,247.00</b>
<b>Technical documentation</b>				
Technical documentation - North America country version (US)	<b>Standard</b>	<b>2456347</b>	<b>USD</b>	<b>0.00</b>

<b>Telematics</b>				
WITOS FleetView (mobile phone standard 3, 4G) includes a control unit (TCU) with a GPS receiver and the usage rights for the web application WITOS FleetView. The web access function offers a compact overview of the machine status including consumption data, working times, position data, error messages and service intervals. (The actual amount of data available depends on the machine type). The availability of WITOS FleetView is guaranteed for 3 years from the date of delivery.	<b>Standard</b>	<b>2770403</b>	<b>USD</b>	<b>0.00</b>
The WIRTGEN PERFORMANCE TRACKER WPT is a laser and satellite-supported measuring system for precise milling performance determination for machines with FB2000, FB 220 or FB2500 without a weather canopy or with an operator's cabin. Two laser scanners measure the actual milling width and milling depth over the distance of the milling path. The milling performance results are automatically sent to the corresponding users via the WITOS interface with precise GPS machine position data and consumption data such as diesel consumption, water consumption, tool consumption and truck loads, in an evaluation and then by e-mail. The milling performance reports that include an image of the milling position can also be used as an allowance report. The usability of WITOS hardware components for the existing mobile radio standard is guaranteed for 3 years from the date of delivery.	<b>Option</b>	<b>2787665</b>	<b>USD</b>	<b>50,882.00</b>
<b>Machine lighting</b>				
Extended lighting system consisting of 21 extremely powerful LED working lights for optimum illumination of the working area. Total light output of the working lights is approx. 43,600 lumens	<b>Standard</b>	<b>2667172</b>	<b>USD</b>	<b>0.00</b>
Extended lighting system consisting of 21 extremely powerful LED working lights for optimum illumination of the working area. Total light output of the working lights is approximately 43,600 lumens. The additional lighting balloon is powered via the machine's 24V electrical power supply and achieves an additional light output of 50,000 lumens	<b>In lieu of 2667172</b>	<b>2667173</b>	<b>USD</b>	<b>5,208.00</b>



Equipment Options				
<b>Additional weight</b>				
Two additional weights located at the rear of the machine with a total weight of 1.500 kg (3,307 lbs) for individual machine ballasting. The individual weights, each weighing 750 kg (1,653 lbs), can be easily and quickly inserted and fastened to the rear of the machine.	Option	2667175	USD	7,277.00
<b>Additional weight</b>				
Large, generously sized storage compartment for 72 pick containers at the rear of the machine instead of the standard storage compartment. The storage compartment is lockable, splash-proof and additionally contains a completely sealed area to safely store electronic components, such as levelling sensors or pick ejectors	Option	2667177	USD	3,477.00
Storage compartment close to both rear track units for 10 pick containers	Standard	2667178	USD	0.00
<b>Equipment operator's platform</b>				
A powerful hot-air heating system with intelligently arranged air vents close to the operator's hands and feet offers maximum comfort on the operator's platform	Option	2667179	USD	4,181.00
Operator's platform equipped with a height-adjustable stand-up seat for greater operator comfort	Standard	2688479	USD	0.00
<b>Milling drum assembly options</b>				
The actual milling depth is determined by calculating the difference in readings from sensors on the side plate and sensors on the scraper. The actual milling depth is displayed on the LEVEL PRO ACTIVE panel.	Standard	2598665	USD	0.00
Overload sensors automatically lift the scraper whenever obstacles are detected that could damage the scraper.	Option	2667192	USD	1,746.00
Active floating position for the side plates on the left and right by continuously adjusting the milling depth and position of the plates. If necessary, the side plates can be briefly raised to prevent them from sinking into the soft ground.	Standard	2598531	USD	0.00
Extension of MCS BASIC with one hydraulically opening side panel on the milling drum unit FB2200/FB2500 (7 ft 3 in/8 ft 2 in). An additional hydraulic cylinder enables the MCS side panel to be easily opened when changing milling drums. This enables MCS BASIC milling drums to be changed even faster.	Standard	2667195	USD	0.00
Electrically switchable sectional water spray bar in the milling drum assembly FB2500 (8 ft 2 in). Four areas can be controlled as required from the control panel (automatically controlled with WPT). This reduces water consumption enormously.	Standard	2667200	USD	0.00

Two wear protection rollers that can be attached to the side plates (left or right). The rollers protect the asphalt, curbs, and other surfaces from damage and prevent excessive wear to the side plates.	<b>Option</b>	<b>2662818</b>	<b>USD</b>	<b>866.00</b>
The mounting aid makes it much easier to change the milling drum assembly. Two extended wire ropes from the discharge conveyor are reattached and pull the primary conveyor out of the milling drum housing. This enables the aggregate to be changed without any additional effort. It saves time and work whenever the milling drum assembly needs to be changed.	<b>Standard</b>	<b>2685194</b>	<b>USD</b>	<b>0.00</b>
Transport carriage for milling drum units from FB2200 (7 ft 3 in) to FB4400 (14 ft 5 in) to make it easier to change milling drum units and handle them in the workshop or on the job site.	<b>Option</b>	<b>2282163</b>	<b>USD</b>	<b>19,117.00</b>
Milling drum mounting and transport cart for milling drums from FB1500 (4 ft 11 in) to FB2500 (8 ft 2 in)	<b>Option</b>	<b>2312515</b>	<b>USD</b>	<b>7,072.00</b>
Transport roller set consisting of 4 heavy-duty rollers for easy removal of milling units from FB1500 to FB3800 on level surfaces.	<b>Option</b>	<b>2762958</b>	<b>USD</b>	<b>5,751.00</b>
<b>Options for belt conveyor</b>				
VCS – vacuum cutting system on the discharge conveyor for the extraction of fine material particles and water vapor from the sealed milling drum unit.	<b>Standard</b>	<b>2667207</b>	<b>USD</b>	<b>0.00</b>
Signal lights for visual "stop" and "go" instructions for the truck driver without the use of a horn. The signal lights can be folded in hydraulically from the operator's platform.	<b>Option</b>	<b>2598539</b>	<b>USD</b>	<b>5,311.00</b>
Semi-automatic ACTIVE CONVEYOR swing angle control that guides the discharge conveyor in construction site situations where milling is carried out at intersections or roundabouts	<b>Standard</b>	<b>2703705</b>	<b>USD</b>	<b>0.00</b>
Support device for positioning the discharge conveyor on the flat bed truck	<b>Standard</b>	<b>60603</b>	<b>USD</b>	<b>0.00</b>
<b>Additional control unit LEVEL PRO</b>				
Additional 5" control panel for controlling the LEVEL PRO ACTIVE leveling system. Up to two additional control panels can be mounted in the rear lower area of the machines	<b>Option</b>	<b>2598631</b>	<b>USD</b>	<b>2,553.00</b>
2 Additional 7" control panel that displays the machine control and controls the LEVEL PRO ACTIVE levelling system. Up to two additional control panels can be mounted in the rear lower area of the machines	<b>Standard</b>	<b>2598632</b>	<b>USD</b>	<b>0.00</b>

Additional 2" control panel that can be programmed with up to 16 individually selected functions. Up to two additional control panels can be mounted on the outside railing of the operator's platform	<b>Standard</b>	<b>2598664</b>	<b>USD</b>	<b>0.00</b>
Two additional 2" control panels that can each be programmed with up to 16 individually selected functions. Up to two additional control panels can be mounted on the outside railing of the operator's platform	<b>Option</b>	<b>2767151</b>	<b>USD</b>	<b>4,314.00</b>
User-specific saving of individually adjustable machine settings such as the display configuration or the assignment of favorites buttons. The data can be saved on five different SMART KEY key fobs with tokens.	<b>Standard</b>	<b>2779470</b>	<b>USD</b>	<b>0.00</b>
<b>Leveling</b>				
Extension of the LEVEL PRO ACTIVE levelling system with levelling boom. Premounted and adjustable hydraulic cylinders on the left and right allow the use of a Sonic-Ski sensor that is able to scan a reference object up to 1,900 mm away from the milling edge. During machine transport, the sensor and cables are securely stowed in the corresponding transport boxes.	<b>Option</b>	<b>2667237</b>	<b>USD</b>	<b>11,649.00</b>
<b>Leveling</b>				
Extension of the LEVEL PRO ACTIVE leveling system with two hydraulic cylinder sensors for scanning a reference surface to the left and the right of the milling drum.	<b>Standard</b>	<b>2667241</b>	<b>USD</b>	<b>0.00</b>
<b>Leveling</b>				
Extension of the LEVEL PRO ACTIVE leveling system with multiplex scanning on the right. Two additional ultrasonic sensors scan reference surfaces in front of and behind the machine. During machine transport, the sensors and cables are securely stowed in a corresponding transport box.	<b>Option</b>	<b>2673212</b>	<b>USD</b>	<b>5,575.00</b>
Extension of the LEVEL PRO ACTIVE leveling system with multiplex scanning on the left and right. Four additional ultrasonic sensors scan reference surfaces in front of and behind the machine. During machine transport, the sensors and cables are securely stowed in a corresponding transport box.	<b>Option</b>	<b>2673213</b>	<b>USD</b>	<b>10,828.00</b>
<b>Leveling</b>				
Extension of the LEVEL PRO ACTIVE leveling system with pre-fitting for 3D milling with machines without a weather canopy. The pre-fitting equipment consists of robust and exactly positioned mounting adapters for a 3D system as well as sensor sockets for connecting the sensors to the LEVEL PRO ACTIVE system.	<b>Option</b>	<b>2667342</b>	<b>USD</b>	<b>9,185.00</b>
Extension of the LEVEL PRO ACTIVE leveling system with two linear laser sensors that can be installed using the pre-fitting equipment for 3D leveling.	<b>Option</b>	<b>2662826</b>	<b>USD</b>	<b>13,924.00</b>

<b>Water system</b>				
Powerful, hydraulically operated high pressure water cleaner with a maximum output of 15 l/min (4 gpm) at a pressure of 150 bar (2175 psi).	<b>Option</b>	<b>2667357</b>	<b>USD</b>	<b>2,744.00</b>
<b>Pick changing aids</b>				
One hydraulically powered pick ejector, including the required electrical and hydraulic connections. Ideal for convenient, fast and low-noise pick changes.	<b>Standard</b>	<b>2667497</b>	<b>USD</b>	<b>0.00</b>
Two hydraulically powered pick ejectors, including the required electrical and hydraulic connections. Ideal for convenient, fast and low-noise pick changes.	<b>In lieu of 2667497</b>	<b>2793479</b>	<b>USD</b>	<b>2,685.00</b>
<b>Camera system</b>				
Two-fold camera system with one camera at the discharge conveyor and one camera with a view of the rear area. The camera images are displayed on the standard 7" control panel on the operator's platform.	<b>In lieu of 2673434</b>	<b>2673433</b>	<b>USD</b>	<b>-4,358.00</b>
Four-fold camera system with an additional 10" control panel for an optimised view of the work processes being executed in front of and behind the machine as well as of the side plates, on the right and left. The camera images are displayed on the 10" control panel on the operator's platform.	<b>Standard</b>	<b>2673434</b>	<b>USD</b>	<b>0.00</b>
Eight-fold camera system with an additional 10" control panel for an optimised view of the work processes being executed in front of and behind the machine, of the side plates on the right and left and of the milled surface behind the milling drum unit. The camera images are displayed on the 10" control panel on the operator's platform.	<b>In lieu of 2673434</b>	<b>2673435</b>	<b>USD</b>	<b>4,328.00</b>
<b>Other devices</b>				
Electrical preheating of the fuel filter to maintain the flow of fuel at low outside temperatures. Serves to guarantee machine operation at temperatures below 0 32 degrees Fahrenheit (0 degrees Celsius).	<b>Option</b>	<b>2673455</b>	<b>USD</b>	<b>1,497.00</b>
Electrical diesel suction and pressure pump with 7.50 m (24 ft 7 in) suction hose. The machine can be refueled with up to 50 l/min (13 gal/min) from external diesel tanks.	<b>Option</b>	<b>2673456</b>	<b>USD</b>	<b>1,012.00</b>
License plate holder with LED lighting	<b>Option</b>	<b>2654224</b>	<b>USD</b>	<b>528.00</b>
<b>Documentation</b>				
Additional set of technical documentation - North America country version (US)	<b>Option</b>		<b>USD</b>	<b>88.00</b>
Spare part and application documentation English (EN)	<b>Option</b>		<b>USD</b>	<b>15.00</b>

## Price list

# W 250 Fi - 3800 mm milling drum

### Scope of supply – basic machine

- Engine: 2x 6-cylinder diesel engines type Cummins L9 and X15
- Rated power at 2,100 r.p.m.: 742 kW / 995 HP / 1,009 PS
- Exhaust standard: EU Stage V / US EPA Tier 4f
- Standard milling width: 7 ft 3 in / 2,200 mm
- Theoretical milling depth: 1 ft 2 in / 350 mm

### STANDARD EQUIPMENT

- Base machine with dual motor drive
- Machine frame featuring a single wasp waist at the rear right and a dual wasp waist at the front
- Automatic pressure adjustment of the hydraulic pump for cylinder functions in accordance with performance requirements for reduced diesel consumption
- Hydraulically opening, soundproof engine cover
- Air compressor system
- Battery-operated hydraulic unit for auxiliary drive
- Two cooling fans to minimize power consumption of the cooling system

### MILLING DRUM HOUSING

- Adjustment of material depressor contact pressure via the control panel or automatically via the MILL ASSIST feature to reduce chunk formation
- Electrical adjustment of scraper contact pressure via the control panel
- Automatically controlled locking feature of scraper
- Milling drum rotation device with electro-hydraulic milling drum drive for slowly turning the milling drum during pick replacement.
- Single-piece water spray bar in the milling drum unit for reliable pick cooling and to prevent dust development
- Automatic control of the water quantity via the MILL ASSIST feature
- Height adjustment stroke increased by 200 mm to facilitate pick replacement and the exchange of milling drum units
- Pre-fitting to allow the quick exchange of milling drum units.
- Hydraulically lifting side plate, right clearance 1 ft 6 in / 450 mm and left clearance 1 ft 2 in / 350 mm

### LOADING OF MILLED MATERIAL

- Increased conveyor swing angles of 65° each to the left and right
- Discharge conveyor with adjustable conveying speed and two slewing speeds for precise loading
- Boost feature for a temporary increase of the belt speed and conveying performance of the discharge conveyor by 20%
- Water spray system in the primary conveyor
- Larger conveyor pump for a constant belt speed even at a low engine speed of 1300 rpm

### MACHINE CONTROL AND LEVELLING SYSTEM

- User-friendly control panel including 7" color screen
- LEVEL PRO ACTIVE leveling system with numerous automated and complementary operator relieving features
- LEVEL PRO ACTIVE - automatic height control in transport mode
- LEVEL PRO ACTIVE - ramp milling and auto-start feature for the second milling cut
- RAPID SLOPE cross-slope sensor for LEVEL PRO ACTIVE leveling system
- MILL ASSIST assistance system for automatic adjustment of the milling drum speed in accordance with the main area of application and the parameters selected in terms of engine load, advance rate, milling volume and quality of the milling pattern.

- Comprehensive machine diagnostics on the control panel including, for example, a diagnostic system for the CAN bus
- Voltmeter integrated into the control panel for voltage measurement in the event of a malfunction
- Two control panels for operating functions performed by ground crew

#### OPERATOR 'S PLATFORM

- Convenient access to the operator's platform, left and right
- Anti-vibration mounted operator's platform across the full width of the machine including fold-out railing, right
- Electrical control cabinet on the operator's platform for optimum accessibility and fast troubleshooting
- Electrical level indicator for the water tank on the external control panels
- Time display on the main control panel and on the exterior control panels
- Two mirrors at the front, one mirror at the rear of the machine

#### TRACK UNIT AND HEIGHT ADJUSTMENT

- PTS – automatic alignment of the machine parallel to the pavement surface
- ISC – intelligent track speed control including hydraulic four-track drive
- Fourfold full-floating axle for high machine stability
- High travel speed of up to 88 m / min at low engine speeds (1,350 rpm), reduced diesel consumption and low noise emissions.

#### MISCELLANEOUS

- "Welcome" and "Go home" lights feature in the area of the operator's platform and access
- Large storage compartment on the machine for pick containers
- High-pressure water system with automatic on/off function, 261 psi / 18 bar, 17 gal.min / 67 l/min
- Good accessibility to all maintenance points on the engine station
- Pneumatic hammer with pick extractor/insertor
- Large tool kit in lockable tool box
- A total of six EMERGENCY STOP switches in appropriate positions on the machine
- Pre-fitting for installing the WITOS FleetView control unit
- European type certification, EuroTest mark and CE conformity

List price ex subsidiary Wirtgen America

USD

1,257,477.00

#### Mandatory Options

##### Milling drum housing

Wear-resistant milling drum housing MCS EXTEND FB3800 (12 ft 6 in) with pre-fitting enabling a quick and easy change of the milling drums with varying spacings and milling widths, without milling drum.	Standard	2667115	USD	0.00
---	----------	---------	-----	------

##### Milling drums / milling units

Multi-part MCS milling drum with milling width of 3,800 mm / 12 ft 6 in, milling depth of max. 350 mm / 1 ft 2 in, tool spacing of 15 mm / 19/32 in, equipped with HT22 toolholder system and 314 picks. For a wide range of applications, e.g. removal of surface and binder layer, complete removal of road surfaces or concrete milling work.	Standard	2309342	USD	0.00
--	----------	---------	-----	------

<b>OPERATOR'S PLATFORM</b>				
Anti-vibration-mounted operator's platform with easy-to-read control panels, functional stand-up seat and a large, lockable storage compartment with a capacity of approx 69 gal / 260 liters	<b>Standard</b>	<b>2667135</b>	<b>USD</b>	<b>0.00</b>
Anti-vibration-mounted operator's platform with easy-to-read control panels, functional stand-up seat and a large, lockable storage compartment with a capacity of approx 69 gal/260 liters. A hydraulically height-adjustable weather canopy with transparent side weather protection elements protects the operator from the wind and weather.	<b>In lieu of 2667135</b>	<b>2667138</b>	<b>USD</b>	<b>17,342.00</b>
<b>Material transport</b>				
Robust 26 ft 9 in (8,150 mm) long discharge conveyor with conveyor belt system 3 ft 7 in (1,100 mm) and hydraulic folding device for shortening the transport length	<b>Standard</b>	<b>2667148</b>	<b>USD</b>	<b>0.00</b>
Heavy-duty 26 ft 9 in (8,150 mm) long double discharge conveyor with 3 ft 3 in (1,000 mm) conveyor belt system and hydraulic folding device to shorten the transport length. An additional shroud on the upper part of the discharge conveyor guides the flow of material, enabling controlled loading and minimizing wear and tear.	<b>Option</b>	<b>2667149</b>	<b>USD</b>	<b>25,294.00</b>
<b>Water tank filling</b>				
Additional water tank filling from the rear of the machine using a shut-off cock.	<b>Standard</b>	<b>2667152</b>	<b>USD</b>	<b>0.00</b>
Additional water tank filling from the rear of the machine with a powerful, hydraulically operated filler pump	<b>Option</b>	<b>2667153</b>	<b>USD</b>	<b>4,225.00</b>
<b>Paint</b>				
Film coating in cream RAL 9001 with orange stripes. The entire base of the machine is painted in slate gray RAL 7019	<b>Standard</b>	<b>2667167</b>	<b>USD</b>	<b>0.00</b>
The film coating is applied in RAL colors and design according to the customer's wishes. Film coating provides protection against mechanical and weather-related damage and can be removed without leaving any marks, if required	<b>Option</b>	<b>2667169</b>	<b>USD</b>	<b>1,247.00</b>
<b>Technical documentation</b>				
Technical documentation - North America country version (US)	<b>Standard</b>	<b>2456347</b>	<b>USD</b>	<b>0.00</b>

<b>Telematics</b>				
WITOS FleetView (mobile phone standard 3, 4G) includes a control unit (TCU) with a GPS receiver and the usage rights for the web application WITOS FleetView. The web access function offers a compact overview of the machine status including consumption data, working times, position data, error messages and service intervals. (The actual amount of data available depends on the machine type). The availability of WITOS FleetView is guaranteed for 3 years from the date of delivery.	<b>Standard</b>	<b>2770403</b>	<b>USD</b>	<b>0.00</b>
The WIRTGEN PERFORMANCE TRACKER WPT is a laser and satellite-supported measuring system for precise milling performance determination for machines with FB2000, FB 220 or FB2500 without a weather canopy or with an operator's cabin. Two laser scanners measure the actual milling width and milling depth over the distance of the milling path. The milling performance results are automatically sent to the corresponding users via the WITOS interface with precise GPS machine position data and consumption data such as diesel consumption, water consumption, tool consumption and truck loads, in an evaluation and then by e-mail. The milling performance reports that include an image of the milling position can also be used as an allowance report. The usability of WITOS hardware components for the existing mobile radio standard is guaranteed for 3 years from the date of delivery.	<b>Option</b>	<b>2787665</b>	<b>USD</b>	<b>50,882.00</b>
<b>Machine lighting</b>				
Extended lighting system consisting of 21 extremely powerful LED working lights for optimum illumination of the working area. Total light output of the working lights is approx. 43,600 lumens	<b>Standard</b>	<b>2667172</b>	<b>USD</b>	<b>0.00</b>
Extended lighting system consisting of 21 extremely powerful LED working lights for optimum illumination of the working area. Total light output of the working lights is approximately 43,600 lumens. The additional lighting balloon is powered via the machine's 24V electrical power supply and achieves an additional light output of 50,000 lumens	<b>In lieu of 2667172</b>	<b>2667173</b>	<b>USD</b>	<b>5,208.00</b>



Equipment Options				
<b>Additional weight</b>				
Two additional weights located at the rear of the machine with a total weight of 1.500 kg (3,307 lbs) for individual machine ballasting. The individual weights, each weighing 750 kg (1,653 lbs), can be easily and quickly inserted and fastened to the rear of the machine.	Option	2667175	USD	7,277.00
<b>Additional weight</b>				
Large, generously sized storage compartment for 72 pick containers at the rear of the machine instead of the standard storage compartment. The storage compartment is lockable, splash-proof and additionally contains a completely sealed area to safely store electronic components, such as levelling sensors or pick ejectors	Option	2667177	USD	3,477.00
Storage compartment close to both rear track units for 10 pick containers	Standard	2667178	USD	0.00
<b>Equipment operator's platform</b>				
A powerful hot-air heating system with intelligently arranged air vents close to the operator's hands and feet offers maximum comfort on the operator's platform	Option	2667179	USD	4,181.00
Operator's platform equipped with a height-adjustable stand-up seat for greater operator comfort	Standard	2688479	USD	0.00
<b>Milling drum assembly options</b>				
The actual milling depth is determined by calculating the difference in readings from sensors on the side plate and sensors on the scraper. The actual milling depth is displayed on the LEVEL PRO ACTIVE panel.	Standard	2598665	USD	0.00
Overload sensors automatically lift the scraper whenever obstacles are detected that could damage the scraper.	Option	2667192	USD	1,746.00
Active floating position for the side plates on the left and right by continuously adjusting the milling depth and position of the plates. If necessary, the side plates can be briefly raised to prevent them from sinking into the soft ground.	Standard	2598531	USD	0.00
Electrically switchable sectional water spray bar in the milling drum assembly FB3500/3800 (11 ft 6 in / 12 ft 6 in). Four areas can be controlled as required from the control panel (automatically controlled with WPT). This reduces water consumption enormously.	Standard	2667201	USD	0.00
Two wear protection rollers that can be attached to the side plates (left or right). The rollers protect the asphalt, curbs, and other surfaces from damage and prevent excessive wear to the side plates.	Option	2662818	USD	866.00

The mounting aid makes it much easier to change the milling drum assembly. Two extended wire ropes from the discharge conveyor are reattached and pull the primary conveyor out of the milling drum housing. This enables the aggregate to be changed without any additional effort. It saves time and work whenever the milling drum assembly needs to be changed.	<b>Standard</b>	<b>2685194</b>	<b>USD</b>	<b>0.00</b>
Transport carriage for milling drum units from FB2200 (7 ft 3 in) to FB4400 (14 ft 5 in) to make it easier to change milling drum units and handle them in the workshop or on the job site.	<b>Option</b>	<b>2282163</b>	<b>USD</b>	<b>19,117.00</b>
Milling drum mounting and transport cart for milling drums from FB1500 (4 ft 11 in) to FB2500 (8 ft 2 in)	<b>Option</b>	<b>2312515</b>	<b>USD</b>	<b>7,072.00</b>
Transport roller set consisting of 4 heavy-duty rollers for easy removal of milling units from FB1500 to FB3800 on level surfaces.	<b>Option</b>	<b>2762958</b>	<b>USD</b>	<b>5,751.00</b>
<b>Options for belt conveyor</b>				
VCS – vacuum cutting system on the discharge conveyor for the extraction of fine material particles and water vapor from the sealed milling drum unit.	<b>Standard</b>	<b>2667207</b>	<b>USD</b>	<b>0.00</b>
Signal lights for visual "stop" and "go" instructions for the truck driver without the use of a horn. The signal lights can be folded in hydraulically from the operator's platform.	<b>Option</b>	<b>2598539</b>	<b>USD</b>	<b>5,311.00</b>
Semi-automatic ACTIVE CONVEYOR swing angle control that guides the discharge conveyor in construction site situations where milling is carried out at intersections or roundabouts	<b>Standard</b>	<b>2703705</b>	<b>USD</b>	<b>0.00</b>
Support device for positioning the discharge conveyor on the flat bed truck	<b>Standard</b>	<b>60603</b>	<b>USD</b>	<b>0.00</b>
<b>Additional control unit LEVEL PRO</b>				
Additional 5" control panel for controlling the LEVEL PRO ACTIVE leveling system. Up to two additional control panels can be mounted in the rear lower area of the machines	<b>Option</b>	<b>2598631</b>	<b>USD</b>	<b>2,553.00</b>
2 Additional 7" control panel that displays the machine control and controls the LEVEL PRO ACTIVE levelling system. Up to two additional control panels can be mounted in the rear lower area of the machines	<b>Standard</b>	<b>2598632</b>	<b>USD</b>	<b>0.00</b>
Additional 2" control panel that can be programmed with up to 16 individually selected functions. Up to two additional control panels can be mounted on the outside railing of the operator's platform	<b>Standard</b>	<b>2598664</b>	<b>USD</b>	<b>0.00</b>

Two additional 2" control panels that can each be programmed with up to 16 individually selected functions. Up to two additional control panels can be mounted on the outside railing of the operator's platform	<b>Option</b>	<b>2767151</b>	<b>USD</b>	<b>4,314.00</b>
User-specific saving of individually adjustable machine settings such as the display configuration or the assignment of favorites buttons. The data can be saved on five different SMART KEY key fobs with tokens.	<b>Standard</b>	<b>2779470</b>	<b>USD</b>	<b>0.00</b>
<b>Leveling</b>				
Extension of the LEVEL PRO ACTIVE levelling system with levelling boom. Premounted and adjustable hydraulic cylinders on the left and right allow the use of a Sonic-Ski sensor that is able to scan a reference object up to 1,900 mm away from the milling edge. During machine transport, the sensor and cables are securely stowed in the corresponding transport boxes.	<b>Option</b>	<b>2667237</b>	<b>USD</b>	<b>11,649.00</b>
<b>Leveling</b>				
Extension of the LEVEL PRO ACTIVE leveling system with two hydraulic cylinder sensors for scanning a reference surface to the left and the right of the milling drum.	<b>Standard</b>	<b>2667241</b>	<b>USD</b>	<b>0.00</b>
<b>Leveling</b>				
Extension of the LEVEL PRO ACTIVE leveling system with multiplex scanning on the right. Two additional ultrasonic sensors scan reference surfaces in front of and behind the machine. During machine transport, the sensors and cables are securely stowed in a corresponding transport box.	<b>Option</b>	<b>2673212</b>	<b>USD</b>	<b>5,575.00</b>
Extension of the LEVEL PRO ACTIVE leveling system with multiplex scanning on the left and right. Four additional ultrasonic sensors scan reference surfaces in front of and behind the machine. During machine transport, the sensors and cables are securely stowed in a corresponding transport box.	<b>Option</b>	<b>2673213</b>	<b>USD</b>	<b>10,828.00</b>
<b>Leveling</b>				
Extension of the LEVEL PRO ACTIVE leveling system with multiplex scanning on the right. Two additional ultrasonic sensors scan reference surfaces in front of and behind the machine. During machine transport, the sensors and cables are securely stowed in a corresponding transport box. (FB3500/FB3800) (11 ft 6 in / 12 ft 6 in)	<b>Option</b>	<b>2790513</b>	<b>USD</b>	<b>6,925.00</b>
Extension of the LEVEL PRO ACTIVE leveling system with multiplex scanning on the right and left. Four additional ultrasonic sensors scan reference surfaces in front of	<b>Option</b>	<b>2790514</b>	<b>USD</b>	<b>13,307.00</b>

<b>Water system</b>				
Powerful, hydraulically operated high pressure water cleaner with a maximum output of 15 l/min (4 gpm) at a pressure of 150 bar (2175 psi).	<b>Option</b>	<b>2667357</b>	<b>USD</b>	<b>2,744.00</b>
<b>Pick changing aids</b>				
One hydraulically powered pick ejector, including the required electrical and hydraulic connections. Ideal for convenient, fast and low-noise pick changes.	<b>Standard</b>	<b>2667497</b>	<b>USD</b>	<b>0.00</b>
Two hydraulically powered pick ejectors, including the required electrical and hydraulic connections. Ideal for convenient, fast and low-noise pick changes.	<b>In lieu of 2667497</b>	<b>2793479</b>	<b>USD</b>	<b>2,685.00</b>
<b>Camera system</b>				
Two-fold camera system with one camera at the discharge conveyor and one camera with a view of the rear area. The camera images are displayed on the standard 7" control panel on the operator's platform.	<b>In lieu of 2673434</b>	<b>2673433</b>	<b>USD</b>	<b>-4,358.00</b>
Four-fold camera system with an additional 10" control panel for an optimised view of the work processes being executed in front of and behind the machine as well as of the side plates, on the right and left. The camera images are displayed on the 10" control panel on the operator's platform.	<b>Standard</b>	<b>2673434</b>	<b>USD</b>	<b>0.00</b>
Eight-fold camera system with an additional 10" control panel for an optimised view of the work processes being executed in front of and behind the machine, of the side plates on the right and left and of the milled surface behind the milling drum unit. The camera images are displayed on the 10" control panel on the operator's platform.	<b>In lieu of 2673434</b>	<b>2673435</b>	<b>USD</b>	<b>4,328.00</b>
<b>Other devices</b>				
Electrical preheating of the fuel filter to maintain the flow of fuel at low outside temperatures. Serves to guarantee machine operation at temperatures below 0 32 degrees Fahrenheit (0 degrees Celsius).	<b>Option</b>	<b>2673455</b>	<b>USD</b>	<b>1,497.00</b>
Electrical diesel suction and pressure pump with 7.50 m (24 ft 7 in) suction hose. The machine can be refueled with up to 50 l/min (13 gal/min) from external diesel tanks.	<b>Option</b>	<b>2673456</b>	<b>USD</b>	<b>1,012.00</b>
License plate holder with LED lighting	<b>Option</b>	<b>2654224</b>	<b>USD</b>	<b>528.00</b>
<b>Documentation</b>				
Additional set of technical documentation - North America country version (US)	<b>Option</b>		<b>USD</b>	<b>88.00</b>
Spare part and application documentation English (EN)	<b>Option</b>		<b>USD</b>	<b>15.00</b>

## Price list

### W 35 XRi

#### Scope of supply – basic machine

- Engine: 4-cylinder diesel engine type DEUTZ TCD 2.9 L4
- Rated engine power at 2100 - 2300 rpm: 45 kW / 60 HP / 61 PS
- Exhaust standard: US EPA Tier 4f
- Standard milling width: 1 ft 2 in / 350 mm
- Theoretical milling depth: 4 in / 110 mm

#### STANDARD EQUIPMENT

- Base machine with engine
- Robust machine chassis
- Wide opening engine cowlings, with gas spring support and highly effective noise insulation
- Radiator with temperature-dependent fan speed
- Integrated 72 gal / 275 liter water tank
- Integrated 18 gal / 70 liter diesel tank
- Loading and tie-down points integrated in the chassis

#### MILLING DRUM UNIT

- Water sprayingstrip with on/off function for pick cooling with water pump with load-dependent control
- Wide opening milling drum door with automatic electrical safety shut-down
- Right side plate in hinged configuration in conjunction with centering pin system on the milling drum holder for quick and easy change of milling drums
- The right-hand side plate can be easily lifted using the foot pedal on the operator's stand

#### MACHINE CONTROL AND LEVELLING SYSTEM

- WIDRIVE machine controller to reduce operator workload and increase performance

#### OPERATOR'S PLATFORM

- Flexibly mounted operator's platform on the top of the machine
- Multi-function armrest on right with up/down and front/back adjustment with joystick and various controls ergonomically arranged
- Display for important machine parameters on the left control panel
- Convenient operating console with practical switches
- Convenient footstep to the operator's platform
- Operator's platform with vibration damping
- Steering console with adjustable inclination
- Lockable control panel covers

#### TRACK UNIT AND HEIGHT ADJUSTMENT

- Hydraulic 3-wheel all-wheel drive with hydraulic flow distributor
- Two manually engageable milling speeds as well as one traveling gear
- Hydraulic, easy front wheel steering
- Hydraulic spring-loaded multi-disc brake
- Hydraulic height adjustment with two speeds at the rear track units
- Manually folding-in rear right wheel

#### MISCELLANEOUS

- Lockable toolbox with toolkit for maintenance and servicing
- Additional mount for a pick container
- Device for towing away for releasing the spring-loaded multi-disc brake
- Reversing horn

- Extensive safety package with EMERGENCY STOP switch
- Pre-fitting for installing the WITOS FleetView control unit
- European type certification, EuroTest mark and CE conformity

**List price ex subsidiary Wirtgen America**

**USD**

**184,924.00**

#### **Mandatory Options**

##### **Milling drum housing**

Ancillary parts for milling drum housing for extending to FB350. For operation without discharge conveyor. With single closing cap. Without scraper and milling drum.	<b>Standard</b>	<b>2435407</b>	<b>USD</b>	<b>0.00</b>
Ancillary parts for milling drum housing for extending to FB350. For operation with discharge conveyor. Including scraper and scraper bottom part. Without milling drum.	<b>Option</b>	<b>2434106</b>	<b>USD</b>	<b>1,790.00</b>
Ancillary parts for milling drum housing for extending to FB500. For operation without discharge conveyor. With single closing cap. Without scraper and milling drum.	<b>Option</b>	<b>2430304</b>	<b>USD</b>	<b>2,773.00</b>
Ancillary parts for milling drum housing for extending to FB500. For operation with discharge conveyor. Including scraper and scraper bottom part. Without milling drum.	<b>Option</b>	<b>2430301</b>	<b>USD</b>	<b>4,959.00</b>

##### **Hydraulic connection**

Hydraulic drive with quick-release connection and additional hydraulic pump for operation of discharge conveyor or hydraulic jack hammer.	<b>Standard</b>	<b>2433900</b>	<b>USD</b>	<b>0.00</b>
---	-----------------	----------------	------------	-------------

##### **Milling drums / milling units**

Milling drum FB350 LA15, with welded pick holders HT08 with increased service life, milling depth max. 4 in / 110 mm, equipped with 31 picks. For a wide range of applications, e.g. removal of surface and binder layer, complete removal of road surfaces or concrete milling work.	<b>Standard</b>	<b>2430057</b>	<b>USD</b>	<b>0.00</b>
---	-----------------	----------------	------------	-------------

##### **Milling depth regulation**

Mechanical milling depth indicator by a wire-rope sensor left and right connected to the wheel brackets. Separate display on the left and right by a milling depth gage.	<b>Standard</b>	<b>2435408</b>	<b>USD</b>	<b>0.00</b>
LEVEL PRO PLUS leveling system. The measurement is made using wire-rope sensors on the side plate right and left. The milling depth is displayed and set intuitively on the LEVEL PRO PLUS operating display. The milling depth is regulated automatically. Incl. pre-fitting for additional sensors (e.g. Rapid Slope cross-slope sensor).	<b>Option</b>	<b>2376183</b>	<b>USD</b>	<b>8,803.00</b>

<b>Paint</b>				
Painting in cream RAL 9001 with orange stripes. The entire base of the machine is painted in slate gray RAL 7015.	Standard	2862807	USD	0.00
Film coating in cream RAL 9001 with orange stripes. The entire base of the machine is painted in slate gray RAL 7019	Option	2893649	USD	1,687.00
<b>Technical documentation</b>				
Technical documentation - North America country version (US)	Standard	2456347	USD	0.00
<b>Telematics</b>				
WITOS FleetView (mobile phone standard 3, 4G) includes a control unit (TCU) with a GPS receiver and the usage rights for the web application WITOS FleetView. The web access function offers a compact overview of the machine status including consumption data, working times, position data, error messages and service intervals. (The actual amount of data available depends on the machine type). The availability of WITOS FleetView is guaranteed for 3 years from the date of delivery.	Standard	2770403	USD	0.00
<b>Machine lighting</b>				
Lighting system consisting of 2 halogen and 4 LED working lights. The headlights illuminate the area in front of the machine and the area in front of the milling drum unit. The light output of the working lights is approx. 9,700 lumens in total.	Standard	2435593	USD	0.00
High-performance lighting system consisting of 1 halogen and 5 LED working lights. The headlights illuminate the area in front of the machine and the area in front of the milling drum unit. The light output of the working lights is approx. 10,300 lumens in total. LED working lights are extremely bright, shock-resistant and durable.	Option	2435594	USD	279.00
<b>Equipment Options</b>				
<b>Additional weight</b>				
Modular additional weight 3086 lbs / 1,400 kg for individual ballasting of the machine. The weight plates can be carried and easily mounted by one person.	Standard	2450844	USD	0.00
<b>Equipment operator's platform</b>				
Equipment of the operator's platform with a height adjustable stand-up seat for increasing operating comfort	Standard	2460736	USD	0.00

<b>Slot cutting ring</b>				
Ancillary parts and adapter with saw blade FB14 (5 in), milling depth max. 4 in / 100 mm, for the installation on zero edge right	Option	2074431	USD	2,303.00
Ancillary parts and adapter with saw blade FB19 (7 in), milling depth max. 4 in / 100 mm, for the installation on zero edge right	Option	2120815	USD	2,289.00
<b>Options for belt conveyor</b>				
Robust 6 ft 1 in / 1,870 mm long discharge conveyor with conveyor belt width 8 in / 250 mm. Includes comfortable rope winch height adjustment. Using a foldable roller unit, the discharge conveyor can be mounted and removed in just a few steps and is easy to transport on a construction site. When replacing the picks, the belt can simply be swung to the side without the hydraulic connections having to be disconnected.	Option	2605148	USD	7,717.00
<b>Leveling</b>				
Expansion of the LEVEL PRO PLUS leveling system for laser leveling. Including laser receiver with mount, pylon and cable - without laser transmitter.	Option	2368610	USD	16,315.00
<b>Lateral slope control</b>				
Expansion of the LEVEL PRO PLUS leveling system by a RAPID SLOPE cross-slope sensor. Ideal, for example for aligning the machine in a defined lateral tilt on a one-sided reference.	Option	2368617	USD	4,504.00
<b>Leveling</b>				
Pre-programmable height positions with automatic positioning. 3 freely selectable workings heights each on left and right can be predefined. E.g. for quickly moving to milling depths or lifting the machine out of the cut. The left and right positions can be moved to separately.	Standard	2435844	USD	0.00
<b>Attachments</b>				
Powerful hydraulic hammer including 32 ft 8 in / 10-m connecting hose for residual jobs	Option	2435414	USD	5,341.00
<b>Other devices</b>				
License plate holder with LED lighting to comply with country-specific regulations.	Option	2656383	USD	499.00



Additional milling drums				
Fine milling drum, with milling width 350 mm / 1 ft 2 in, milling depth max. 100 mm / 3 15/16 in, tool spacing 6 mm / 15/64 in, equipped with welded holder system HT5 and 57 picks. For applications with the maximum requirement on macro and micro-profile of the road surface, e.g. increase in grip by roughening, preparatory milling for thin-layer coverings or removal of markings on the road surface.	Option	187302	USD	6,309.00
Microfine milling drum FB350 (14") LA3, with welded pick holders HT4, milling depth max. 1.2 in / 30 mm, equipped with 117 picks	Option	187301	USD	9,375.00
Documentation				
Additional set of technical documentation - North America country version (US)	Option		USD	88.00
Spare part and application documentation English (EN)	Option		USD	15.00

## Price list

### W 50 Ri

#### Scope of supply – basic machine

- Engine: 4-CYLINDER DIESEL ENGINE TYPE DEUTZ TCD 4.1 L4
- Rated engine power 2300 r.p.m.: 105 kW / 141 HP / 143 PS
- Exhaust standard: EU Stage V / US EPA Tier 4f
- Standard milling width: 1 ft 7 in / 500 mm
- Theoretical milling depth: 8 in / 210 mm

#### STANDARD EQUIPMENT

- Engine cover with noise insulation and flexibly decoupled engine mounting for especially quiet running and low noise emissions

#### MILLING DRUM UNIT

- Automatically activating, hydraulic drive belt tensioner for reliable power transmission to the milling drum
- Hydraulically lifting side plates with position measuring sensors in the hydraulic cylinders for measuring the milling depth.
- Round milling drum housing and straight left side plate for optimum material transport, making for low left-over amounts when lifting out the milling drum
- Prepared for using a scraper decoupled from the conveyor suspension for loading material using discharge conveyor
- The right-hand side of the milling drum housing can be easily opened for maintenance or drum change
- Optimized for quick change of the milling drum, including by using centering pins with the side door of the milling drum housing
- With automatic electrical safety shut-off for the milling drum

#### LOADING OF MILLED MATERIAL

- Machine prepared for optional material loading by discharge conveyor
- Conveyor speed continuously variable
- Conveyor slewing angle right/left 30 degrees each for significantly improved loading procedures
- Slender conveyor suspension permits improved visibility to the rear

#### OPERATOR'S PLATFORM

- Operator's platform with ergonomically arranged operator's seat, control panel arranged on the right and digital milling depth indicator in the control display
- Steering console with adjustable rake and reach for ideal adaptation of the operator's platform to the operator
- 2 rear-view mirrors left
- Machine design permits unobstructed view of the milled edge at the right and left as well as the working area in front of the milling drum on the right
- Conveniently accessible ladder/footstep to the operator's platform with night-time lighting and especially low, folding bottom edge of the latter/footstep
- Robust anti-vandalism protection for the controls

#### TRACK UNIT AND HEIGHT ADJUSTMENT

- Precise machine height adjustment in 0.04 or 0.2 in / 1 or 5 mm steps from the machine control panel
- Infinitely variable, hydraulic all-wheel drive with three speed ranges
- Digital load control, can be engaged manually, hydraulic differential lock (via flow divider)
- Particularly wide solid rubber tires (1 ft / 300 mm) for the lowest ground pressures and optimum traction
- For milling along curb edges, the rear right support wheel can be swiveled hydraulically from the operator's platform in front of the milling drum. In addition, the machine does not have to be lowered.
- Hydraulic spring-loaded brake

- Proportional height adjustment at rear
- Additional machine controller for automatic milling of intermittent rumble strip sections. Only in combination with a rumble strip kit.

#### MISCELLANEOUS

- Optimized center of gravity position, irrespective of the filling levels of the water and fuel tanks
- Particularly low machine center of gravity for high stability of the machine
- Robust and easily maintained machine chassis with optimum ground clearance and short overhangs
- Towing device
- Reversing horn
- Large tool package with lockable tool box and additional storage space for two pick containers
- Pre-fitting for installing the WITOS FleetView control unit
- European type certification, EuroTest mark and CE conformity

**List price ex subsidiary Wirtgen America** **USD** **297,603.00**

#### Mandatory Options

##### Milling drum housing

Wear-resistant milling drum housing FB500 (20") with scraper system. For use with discharge conveyor.	Standard	2288339	USD	0.00
---	----------	---------	-----	------

##### Milling drums / milling units

Milling drum with milling width 500 mm / 1 ft 7 in, milling depth max. 210 mm / 8 in, tool spacing 15 mm / 19/32 in, equipped with welded pick holders HT08 with increased service life and 60 picks. For a wide range of applications, e.g. removal of surface and binder layer, complete removal of road surfaces or concrete milling work.	Standard	2288343	USD	0.00
---	----------	---------	-----	------

##### Material depressor / milling unit seal front

Front milling drum unit seal FB500 (20") with hydraulic height and contact pressure adjustment. An overload sensor with control function lifts the seal briefly in case of a collision and thus prevents damage.	Standard	2288347	USD	0.00
--	----------	---------	-----	------

#### OPERATOR'S PLATFORM

Standard operator's seat with shock absorption and lengthways adjustment	Standard	2288348	USD	0.00
--	----------	---------	-----	------

Comfort operator's seat incl. seat heating. The operator's seat has shock absorption, lengthways adjustment and can be swiveled through 20 degrees.	Option	2288349	USD	1,159.00
---	--------	---------	-----	----------

##### Milling depth regulation

Digital milling depth indicator in the control display. The measurement is made using cylinder sensors in the lifting columns. Regulation is performed manually by the operator. With 3 freely assignable milling depth memory slots each for the left and right sides of the machine.	Standard	2288350	USD	0.00
--	----------	---------	-----	------

LEVEL PRO PLUS leveling system. The measurement is made using cylinder sensors on the side plate right and left. The milling depth is displayed and set intuitively on the LEVEL PRO PLUS control display. The milling depth is regulated automatically. Incl. pre-fitting for additional sensors (e.g. Rapid Slope).	Option	2288352	USD	10,784.00
<b>Hydraulic connection</b>				
Machine with hydraulic pre-fitting for a discharge conveyor with screw coupling. Each contains the coupling element on the machine side and the discharge conveyor side.	Standard	2288355	USD	0.00
<b>Material transport</b>				
Discharge conveyor 18 ft 4 in / 5,600 mm long with conveyor belt width 1 ft 2 in / 350 mm and hydraulic folding device for shortening the transport length or simplified maneuvering in narrow fields. Including mechanical installation and removal assistance.	Standard	2288359	USD	0.00
<b>Paint</b>				
Painting in cream RAL 9001 with orange stripes. The entire base of the machine is painted in slate gray RAL 7015.	Standard	2288360	USD	0.00
Film coating in cream RAL 9001 with orange stripes. The entire base of the machine is painted in slate gray RAL 7019	Option	2893655	USD	2,010.00
<b>Technical documentation</b>				
Technical documentation - North America country version (US)	Standard	2456347	USD	0.00
<b>Telematics</b>				
WITOS FleetView (mobile phone standard 3, 4G) includes a control unit (TCU) with a GPS receiver and the usage rights for the web application WITOS FleetView. The web access function offers a compact overview of the machine status including consumption data, working times, position data, error messages and service intervals. (The actual amount of data available depends on the machine type). The availability of WITOS FleetView is guaranteed for 3 years from the date of delivery.	Standard	2770403	USD	0.00
<b>Machine lighting</b>				
Lighting system consisting of 1 LED strip, 3 halogen and 8 LED working lights. The headlights illuminate the area in front of the machine, the left machine side, the area in front of the milling drum unit, the loading area, the ladder/footstep and the operator's platform. The light output of the working lights is approx. 16,700 lumen in total.	Standard	2487449	USD	0.00

High-performance lighting system consisting of 2 LED strips, 1 halogen and 12 LED working lights. The headlights illuminate the area in front of the machine, the rear of the machine, the left machine side from the front and rear, the area in front of the milling drum unit, the wheel arch, the weather canopy, the loading area, the ladder/footstep and the operator's platform. The light output of the working lights is approx. 23,300 lumen in total. LED working lights are extremely bright, shock-resistant and durable.	Option	2487450	USD	1,042.00
<b>Crawler units</b>				0.00
Chassis with 4 driven wheeled track units for a quick and maneuverable change of field with optimum traction and better distribution of ground pressure. The front wheels are arranged slightly offset and so permit larger steering angles as well as greater comfort and safety when crossing lateral steps.	Standard	2286790	USD	0.00
<b>Equipment Options</b>				
<b>Additional weight</b>				
Machine equipment with an additional weight 838 lbs / 380 kg behind the front axle. The additional weight increases the machine traction.	Option	2288394	USD	2,347.00
<b>Advance drive</b>				
Equipment of the machine with 4-wheel chassis with precision steering. Pushbuttons on the multi-function armrests with a proportional response permit more precise steering of the machine. The right rear wheel also steers, thereby enabling the smallest turning circles within a compact space.	Standard	2478478	USD	0.00
Equipment of the machine for increased transport speed by using more powerful hydraulic components, (3-wheel up to 8 km/h / 5 mph, 4-wheel up to 12 km/h / 7.5 mph). Working in the field is significantly accelerated by an increased transport speed of the machine. Option only possible in conjunction with precision steering.	Standard	2478476	USD	0.00
<b>Equipment operator's platform</b>				
Operator's platform with weather canopy and lateral weather protection elements. The weather canopy can be adjusted in height hydraulically. The transparent weather protection elements on the side on the roof and the right of the operator's platform protect the operator against the effects of weather driving in from the sides, and ensure additional comfort when working.	Option	2309414	USD	10,109.00

<b>Milling drum assembly options</b>				
Overload sensor on the scraper FB500/600 for automatic lifting function in case of obstacles. Effectively prevents the scraper from sinking into the loose sub-base, as well as getting stuck on obstacles.	Option	2478474	USD	1,027.00
Active floating position on the side plate right and left by continuous comparison between the milling depth and position of the side plate. If required, the side plate is lifted briefly to prevent tilting or sinking into a soft sub-base. (Only possible in conjunction with LEVEL PRO PLUS.)	Option	2478486	USD	1,878.00
<b>Side milling ring</b>				
Side milling ring with protective cover and ancillary parts FB80 (3") cpl., with welded pick holders HT02, milling depth max. 0 ft 11 in / 300 mm, equipped with 30 picks	Option	2288386	USD	10,637.00
<b>Device for milling drum change</b>				
Milling drum assembly trolley for milling drums up to FB600 (24"), for straightforward milling drum change.	Option	177240	USD	748.00
<b>Additional milling units</b>				
FCS milling unit FB400 (15,75") LA15, with welded pick holders HT08, milling depth max. 8 in / 210 mm, equipped with 54 picks. Including corresponding scraper bottom parts.	Option	2288388	USD	7,835.00
FCS milling unit FB300 (12") LA15, with welded pick holders HT08, milling depth max. 8 in / 210 mm, equipped with 47 picks. Including corresponding scraper bottom parts.	Option	2288389	USD	6,734.00
<b>Cold-start device</b>				
Electrical preheating of the fuel filter to maintain the flow of fuel at low outside temperatures. Serves to guarantee machine operation at temperatures below 0 32 degrees Fahrenheit (0 degrees Celsius).	Option	2411669	USD	440.00
<b>Options for belt conveyor</b>				
Additional shortened discharge conveyor 3 ft 7 in / 1,100 mm long with conveyor belt system 1 ft 2 in / 350 mm. Including hydraulic conveyor cylinder and installation material. Ideal for loading wheel loader buckets and wheelbarrows or for depositing the milled material at the side.	Option	2288390	USD	12,676.00

<b>Lateral slope control</b>				
Expansion of the LEVEL PRO PLUS leveling system by a RAPID SLOPE sensor. Ideal, for example for aligning the machine in a defined lateral tilt on a one-sided reference.	Option	2547902	USD	4,504.00
Expansion of the LEVEL PRO PLUS leveling system by a leveling boom that can be moved out on the left side. The boom can be moved out hydraulically if required by up to 43 in / 1,080 mm and mechanically by a further 40 in / 1,020 mm. Including sensor and cable as well as LED position lights for indicating the moved-out boom.	Option	2288393	USD	6,192.00
<b>Attachments</b>				
Hydraulic control valves and hydraulic connection on machine rear for the use of a hydraulic hammer or further hydraulically driven additional devices.	Option	2363218	USD	1,056.00
<b>Attachments</b>				
Powerful hydraulic hammer with 33 ft / 10 m connection hose. Ideal for removing left-over areas.	Option	2288398	USD	5,341.00
<b>Water system / spraying agent system</b>				
Hydraulically driven water filler pump. For rapid filling of the water tank. The filler pump is located in an easily accessible position and is protected in the storage compartment at the ladder/footstep to the operator's platform.	Option	2288387	USD	3,110.00
<b>Pick changing aids</b>				
Hydraulically driven pick extractor drift, complete with holder and corresponding electrical and hydraulic connectors. Ideal for convenient and quiet pick change.	Option	2288399	USD	6,646.00
<b>Wirtgen information and diagnostic system</b>				
Equipment of the machine with job data acquisition. The information is shown in the control display.	Option	2410294	USD	1,247.00
<b>Camera system</b>				
Monitor system with 2 cameras and an additional screen. A camera is mounted on the discharge conveyor and displays the ejection area. The 2nd camera can be freely positioned on the machine using a magnetic base and spiral cable, and thus offers complete flexibility in use.	Option	2487626	USD	5,590.00

<b>Other devices</b>				
License plate holder with LED lighting to comply with country-specific regulations.	Option	2655776	USD	499.00
<b>Additional milling drums</b>				
Milling drum FB80 (3") with welded pick holders HT02, milling depth max. 8 in / 210 mm, equipped with 24 RS picks, for the installation in the milling drum housing with zero edge right	Option	2078806	USD	3,683.00
Milling drum with milling width 300 mm / 0 ft 11 in, milling depth max. 210 mm / 8 in, tool spacing 15 mm / 19/32 in, equipped with welded pick holders HT08 with increased service life and 47 picks. For a wide range of applications, e.g. removal of surface and binder layer, complete removal of road surfaces or concrete milling work.	Option	2334037	USD	5,737.00
Milling drum with milling width 400 mm / 15 3/4 in, milling depth max. 210 mm / 8 in, tool spacing 15 mm / 19/32 in, equipped with welded pick holders HT08 with increased service life and 54 picks. For a wide range of applications, e.g. removal of surface and binder layer, complete removal of road surfaces or concrete milling work.	Option	2334038	USD	6,500.00
Microfine milling drum FB500 (20") LA3, with welded pick holders HT4, milling depth max. 0.8 in / 20 mm, equipped with 166 mini-picks.	Option	178460	USD	13,087.00
Fine milling drum, with milling width 500 mm / 1 ft 8 in, milling depth max. 50 mm / 2 in, tool spacing 6 mm / 15/64 in, equipped with welded holder system HT5 and 84 picks. For applications with the maximum requirement on macro and micro-profile of the road surface, e.g. increase in grip by roughening, preparatory milling for thin-layer coverings or removal of markings on the road surface.	Option	177181	USD	9,889.00
FCS milling drum with milling width 500 mm / 1 ft 7 in, milling depth max. 210 mm / 8 in, tool spacing 20 mm / 25/32 in, equipped with welded pick holders HT08 and 54 picks. For applications with high requirements for milling volume, e.g. complete removal of road surfaces or concrete milling work.	Option	2389515	USD	6,602.00
<b>Documentation</b>				
Additional set of technical documentation - North America country version (US)	Option		USD	88.00
Spare part and application documentation English (EN)	Option		USD	15.00





## Price list W 60 Ri

### Scope of supply – basic machine

- Engine: 4-CYLINDER DIESEL ENGINE TYPE DEUTZ TCD 4.1 L4
- Rated engine power 2300 r.p.m.: 105 kW / 141 HP / 143 PS
- Exhaust standard: EU Stage V / US EPA Tier 4f
- Standard milling width: 1 ft 7 in / 500 mm
- Theoretical milling depth: 8 in / 210 mm

### STANDARD EQUIPMENT

- Engine cover with noise insulation and flexibly decoupled engine mounting for especially quiet running and low noise emissions

### MILLING DRUM UNIT

- Automatically activating, hydraulic drive belt tensioner for reliable power transmission to the milling drum
- Hydraulically lifting side plates with position measuring sensors in the hydraulic cylinders for measuring the milling depth.
- Round milling drum housing and straight left side plate for optimum material transport, making for low left-over amounts when lifting out the milling drum
- Prepared for using a scraper decoupled from the conveyor suspension for loading material using discharge conveyor
- The right-hand side of the milling drum housing can be easily opened for maintenance or drum change
- Optimized for quick change of the milling drum, including by using centering pins with the side door of the milling drum housing
- With automatic electrical safety shut-off for the milling drum

### LOADING OF MILLED MATERIAL

- Machine prepared for optional material loading by discharge conveyor
- Conveyor speed continuously variable
- Conveyor slewing angle right/left 30 degrees each for significantly improved loading procedures
- Slender conveyor suspension permits improved visibility to the rear

### OPERATOR'S PLATFORM

- Operator's platform with ergonomically arranged operator's seat, control panel arranged on the right and digital milling depth indicator in the control display
- Steering console with adjustable rake and reach for ideal adaptation of the operator's platform to the operator
- 2 rear-view mirrors left
- Machine design permits unobstructed view of the milled edge at the right and left as well as the working area in front of the milling drum on the right
- Conveniently accessible ladder/footstep to the operator's platform with night-time lighting and especially low, folding bottom edge of the latter/footstep
- Robust anti-vandalism protection for the controls

### TRACK UNIT AND HEIGHT ADJUSTMENT

- Precise machine height adjustment in 0.04 or 0.2 in / 1 or 5 mm steps from the machine control panel
- Infinitely variable, hydraulic all-wheel drive with three speed ranges
- Digital load control, can be engaged manually, hydraulic differential lock (via flow divider)
- Particularly wide solid rubber tires (1 ft / 300 mm) for the lowest ground pressures and optimum traction
- For milling along curb edges, the rear right support wheel can be swiveled hydraulically from the operator's platform in front of the milling drum. In addition, the machine does not have to be lowered.
- Hydraulic spring-loaded brake

- Proportional height adjustment at rear
- Additional machine controller for automatic milling of intermittent rumble strip sections. Only in combination with a rumble strip kit.

#### MISCELLANEOUS

- Optimized center of gravity position, irrespective of the filling levels of the water and fuel tanks
- Particularly low machine center of gravity for high stability of the machine
- Robust and easily maintained machine chassis with optimum ground clearance and short overhangs
- Towing device
- Reversing horn
- Machine equipment with an additional weight 838 lbs / 380 kg behind the front axle. The additional weight increases the machine traction.
- Large tool package with lockable tool box and additional storage space for two pick containers
- Pre-fitting for installing the WITOS FleetView control unit
- European type certification, EuroTest mark and CE conformity

**List price ex subsidiary Wirtgen America** **USD** **303,208.00**

#### Mandatory Options

##### Milling drum housing

Wear-resistant milling drum housing FB600 (24") with scraper system. For use with discharge conveyor.	<b>Standard</b>	<b>2381026</b>	<b>USD</b>	<b>0.00</b>
---	-----------------	----------------	------------	-------------

##### Milling drums / milling units

Milling drum with milling width 600 mm / 23 5/8 in, milling depth max. 210 mm / 8 in, tool spacing 15 mm / 19/32 in, equipped with welded pick holders HT08 with increased service life and 70 picks. For a wide range of applications, e.g. removal of surface and binder layer, complete removal of road surfaces or concrete milling work.	<b>Standard</b>	<b>2288345</b>	<b>USD</b>	<b>0.00</b>
---	-----------------	----------------	------------	-------------

##### Material depressor / milling unit seal front

Front milling drum unit seal FB600 (24") with hydraulic height and contact pressure adjustment. An overload sensor with lifting function lifts the seal briefly in case of a collision and thus prevents damage.	<b>Standard</b>	<b>2297529</b>	<b>USD</b>	<b>0.00</b>
--	-----------------	----------------	------------	-------------

#### OPERATOR'S PLATFORM

Standard operator's seat with shock absorption and lengthways adjustment	<b>Standard</b>	<b>2288348</b>	<b>USD</b>	<b>0.00</b>
--	-----------------	----------------	------------	-------------

Comfort operator's seat incl. seat heating. The operator's seat has shock absorption, lengthways adjustment and can be swiveled through 20 degrees.	<b>Option</b>	<b>2288349</b>	<b>USD</b>	<b>1,159.00</b>
---	---------------	----------------	------------	-----------------

##### Milling depth regulation

Digital milling depth indicator in the control display. The measurement is made using cylinder sensors in the lifting columns. Regulation is performed manually by the operator. With 3 freely assignable milling depth memory slots each for the left and right sides of the machine.	<b>Standard</b>	<b>2288350</b>	<b>USD</b>	<b>0.00</b>
--	-----------------	----------------	------------	-------------

LEVEL PRO PLUS leveling system. The measurement is made using cylinder sensors on the side plate right and left. The milling depth is displayed and set intuitively on the LEVEL PRO PLUS control display. The milling depth is regulated automatically. Incl. pre-fitting for additional sensors (e.g. Rapid Slope).	Option	2288352	USD	10,784.00
<b>Hydraulic connection</b>				
Machine with hydraulic pre-fitting for a discharge conveyor with screw coupling. Each contains the coupling element on the machine side and the discharge conveyor side.	Standard	2288355	USD	0.00
<b>Material transport</b>				
Discharge conveyor 18 ft 4 in / 5,600 mm long with conveyor belt width 1 ft 2 in / 350 mm and hydraulic folding device for shortening the transport length or simplified maneuvering in narrow fields. Including mechanical installation and removal assistance.	Standard	2288359	USD	0.00
<b>Paint</b>				
Painting in cream RAL 9001 with orange stripes. The entire base of the machine is painted in slate gray RAL 7015.	Standard	2380455	USD	0.00
Film coating in cream RAL 9001 with orange stripes. The entire base of the machine is painted in slate gray RAL 7019	Option	2893657	USD	2,010.00
<b>Technical documentation</b>				
Technical documentation - North America country version (US)	Standard	2456347	USD	0.00
<b>Telematics</b>				
WITOS FleetView (mobile phone standard 3, 4G) includes a control unit (TCU) with a GPS receiver and the usage rights for the web application WITOS FleetView. The web access function offers a compact overview of the machine status including consumption data, working times, position data, error messages and service intervals. (The actual amount of data available depends on the machine type). The availability of WITOS FleetView is guaranteed for 3 years from the date of delivery.	Standard	2770403	USD	0.00

<b>Machine lighting</b>				
Lighting system consisting of 1 LED strip, 3 halogen and 8 LED working lights. The headlights illuminate the area in front of the machine, the left machine side, the area in front of the milling drum unit, the loading area, the ladder/footstep and the operator's platform. The light output of the working lights is approx. 16,700 lumen in total.	Standard	2487449	USD	0.00
High-performance lighting system consisting of 2 LED strips, 1 halogen and 12 LED working lights. The headlights illuminate the area in front of the machine, the rear of the machine, the left machine side from the front and rear, the area in front of the milling drum unit, the wheel arch, the weather canopy, the loading area, the ladder/footstep and the operator's platform. The light output of the working lights is approx. 23,300 lumen in total. LED working lights are extremely bright, shock-resistant and durable.	Option	2487450	USD	1,042.00
<b>Crawler units</b>				
Chassis with 4 driven wheeled track units for a quick and maneuverable change of field with optimum traction and better distribution of ground pressure. The front wheels are arranged slightly offset and so permit larger steering angles as well as greater comfort and safety when crossing lateral steps.	Standard	2286790	USD	0.00
<b>Equipment Options</b>				
<b>Additional weight</b>				
Equipment of the machine with an additional weight 620 kg / 1367 lbs on the underbody. For the W 50 Ri, only in conjunction with the additional weight 380 kg / 838 lbs. The additional weight increases the machine traction.	Option	2288395	USD	3,198.00
<b>Advance drive</b>				
Equipment of the machine with 4-wheel chassis with precision steering. Pushbuttons on the multi-function armrests with a proportional response permit more precise steering of the machine. The right rear wheel also steers, thereby enabling the smallest turning circles within a compact space.	Standard	2481423	USD	0.00
Equipment of the machine for increased transport speed by using more powerful hydraulic components, (3-wheel up to 8 km/h / 5 mph, 4-wheel up to 12 km/h / 7.5 mph). Working in the field is significantly accelerated by an increased transport speed of the machine. Option only possible in conjunction with precision steering.	Standard	2478476	USD	0.00

<b>Equipment operator's platform</b>				
Operator's platform with weather canopy and lateral weather protection elements. The weather canopy can be adjusted in height hydraulically. The transparent weather protection elements on the side on the roof and the right of the operator's platform protect the operator against the effects of weather driving in from the sides, and ensure additional comfort when working.	<b>Option</b>	<b>2309414</b>	<b>USD</b>	<b>10,109.00</b>
<b>Milling drum assembly options</b>				
Overload sensor on the scraper FB500/600 for automatic lifting function in case of obstacles. Effectively prevents the scraper from sinking into the loose sub-base, as well as getting stuck on obstacles.	<b>Option</b>	<b>2478474</b>	<b>USD</b>	<b>1,027.00</b>
Active floating position on the side plate right and left by continuous comparison between the milling depth and position of the side plate. If required, the side plate is lifted briefly to prevent tilting or sinking into a soft sub-base. (Only possible in conjunction with LEVEL PRO PLUS.)	<b>Option</b>	<b>2478486</b>	<b>USD</b>	<b>1,878.00</b>
<b>Side milling ring</b>				
Side milling ring with protective cover and ancillary parts FB80 (3") cpl., with welded pick holders HT02, milling depth max. 0 ft 11 in / 300 mm, equipped with 30 picks	<b>Option</b>	<b>2288386</b>	<b>USD</b>	<b>10,637.00</b>
<b>Device for milling drum change</b>				
Milling drum assembly trolley for milling drums up to FB600 (24"), for straightforward milling drum change.	<b>Option</b>	<b>177240</b>	<b>USD</b>	<b>748.00</b>
<b>Additional milling units</b>				
FCS milling unit FB500 (1 ft 6 in) LA15, with welded pick holders HT08, milling depth max. 8 in / 210 mm, equipped with 60 picks. Including corresponding scraper bottom parts.	<b>Option</b>	<b>2542455</b>	<b>USD</b>	<b>10,197.00</b>
FCS milling unit FB400 (15,75") LA15, with welded pick holders HT08, milling depth max. 8 in / 210 mm, equipped with 54 picks. Including corresponding scraper bottom parts.	<b>Option</b>	<b>2542456</b>	<b>USD</b>	<b>9,742.00</b>
<b>Cold-start device</b>				
Electrical preheating of the fuel filter to maintain the flow of fuel at low outside temperatures. Serves to guarantee machine operation at temperatures below 0 32 degrees Fahrenheit (0 degrees Celsius).	<b>Option</b>	<b>2411669</b>	<b>USD</b>	<b>440.00</b>

<b>Options for belt conveyor</b>				
Additional shortened discharge conveyor 3 ft 7 in / 1,100 mm long with conveyor belt system 1 ft 2 in / 350 mm. Including hydraulic conveyor cylinder and installation material. Ideal for loading wheel loader buckets and wheelbarrows or for depositing the milled material at the side.	Option	2288390	USD	12,676.00
<b>Lateral slope control</b>				
Expansion of the LEVEL PRO PLUS leveling system by a RAPID SLOPE sensor. Ideal, for example for aligning the machine in a defined lateral tilt on a one-sided reference.	Option	2547902	USD	4,504.00
Expansion of the LEVEL PRO PLUS leveling system by a leveling boom that can be moved out on the left side. The boom can be moved out hydraulically if required by up to 43 in / 1,080 mm and mechanically by a further 40 in / 1,020 mm. Including sensor and cable as well as LED position lights for indicating the moved-out boom.	Option	2288393	USD	6,192.00
<b>Attachments</b>				
Hydraulic control valves and hydraulic connection on machine rear for the use of a hydraulic hammer or further hydraulically driven additional devices.	Option	2363218	USD	1,056.00
<b>Attachments</b>				
Powerful hydraulic hammer with 33 ft / 10 m connection hose. Ideal for removing left-over areas.	Option	2288398	USD	5,341.00
<b>Water system / spraying agent system</b>				
Hydraulically driven water filler pump. For rapid filling of the water tank. The filler pump is located in an easily accessible position and is protected in the storage compartment at the ladder/footstep to the operator's platform.	Option	2288387	USD	3,110.00
<b>Pick changing aids</b>				
Hydraulically driven pick extractor drift, complete with holder and corresponding electrical and hydraulic connectors. Ideal for convenient and quiet pick change.	Option	2288399	USD	6,646.00
<b>Wirtgen information and diagnostic system</b>				
Equipment of the machine with job data acquisition. The information is shown in the control display.	Option	2410294	USD	1,247.00
<b>Camera system</b>				
Monitor system with 2 cameras and an additional screen. A camera is mounted on the discharge conveyor and displays the ejection area. The 2nd camera can be freely positioned on the machine using a magnetic base and spiral cable, and thus offers complete flexibility in use.	Option	2487626	USD	5,590.00

<b>Other devices</b>				
License plate holder with LED lighting to comply with country-specific regulations.	<b>Option</b>	<b>2655776</b>	<b>USD</b>	<b>499.00</b>
<b>Additional milling drums</b>				
Milling drum FB80 (3") with welded pick holders HT02, milling depth max. 8 in / 210 mm, equipped with 24 picks	<b>Option</b>	<b>2389524</b>	<b>USD</b>	<b>3,565.00</b>
Fine milling drum, with milling width 600 mm, milling depth max. 100 mm, tool spacing 6 mm / 15/64 in, equipped with welded holder system HT5 and 101 picks. For applications with the maximum requirement on macro and micro-profile of the road surface, e.g. increase in grip by roughening, preparatory milling for thin-layer coverings or removal of markings on the road surface.	<b>Option</b>	<b>2389522</b>	<b>USD</b>	<b>11,356.00</b>
Milling drum Eco-Cutter FB600 (24") LA20 with welded pick holders HT08 with increased service life. Milling depth max. 8 in / 210 mm, equipped with 58 picks.	<b>Option</b>	<b>2389521</b>	<b>USD</b>	<b>6,998.00</b>
Microfine milling drum FB500 (20") LA3, with welded pick holders HT4, milling depth max. 0.8 in / 20 mm, equipped with 166 mini-picks.	<b>Option</b>	<b>178460</b>	<b>USD</b>	<b>13,087.00</b>
Fine milling drum, with milling width 500 mm / 1 ft 8 in, milling depth max. 50 mm / 2 in, tool spacing 6 mm / 15/64 in, equipped with welded holder system HT5 and 84 picks. For applications with the maximum requirement on macro and micro-profile of the road surface, e.g. increase in grip by roughening, preparatory milling for thin-layer coverings or removal of markings on the road surface.	<b>Option</b>	<b>177181</b>	<b>USD</b>	<b>9,889.00</b>
<b>Documentation</b>				
Additional set of technical documentation - North America country version (US)	<b>Option</b>		<b>USD</b>	<b>88.00</b>
Spare part and application documentation English (EN)	<b>Option</b>		<b>USD</b>	<b>15.00</b>

## Price list

# WR 200 XLi

### Scope of supply – basic machine

- Engine: 6-cylinder diesel engine: Mercedes-Benz OM 470 LA
- Power at 1,900 r.p.m.: 308 kW / 412 HP / 418 PS
- Maximum power at 1,700 r.p.m.: 320 kW / 429 HP / 435 PS
- Exhaust standard: EU Stage 4 / US EPA Tier 4f
- Standard milling width: 7 ft 10 in / 2,400 mm
- Theoretical milling depth: 1 ft 8 in / 500 mm

### STANDARD EQUIPMENT

- Base machine with engine
- Machine chassis with built-in water tank and clear view of the right milled edge
- The right wheels are positioned within the milling width for working flush with the edge
- Diesel engine power controller for optimum milling and mixing results
- Engine cooling system with temperature-controlled fan speed
- Air system with compressor max. 116 psi / 8 bar
- Lockable engine cover with built-in sound insulation package
- Mechanical milling drum drive via a drive belt with automatic belt tensioner
- Variable cutting speed by combination of 3 selectable engine speeds and 3 adjustable drive belt pulley arrangements to achieve optimum working results
- Synchronous rotation or counter-rotating mode possible, depending on working direction
- Hydraulically adjustable milling drum flap in front of the drum
- Hydraulically adjustable scraper plates behind the drum
- Infinitely variable working depth adjustment by lowering or raising the entire milling drum
- Automatic mixing chamber adjustment to the respective working depth (larger mixing chamber for lower working depths)
- Power-controlled lowering speed of the milling drum in starting mode

### MACHINE CONTROL AND LEVELLING SYSTEM

- Multifunctional color control display that shows important machine operating conditions
- Comprehensive machine diagnostics displayed on the control screen
- Programmable automatic system for initiating and completing the milling process at the particular working depth
- Automated features to reduce the machine operator's workload

### OPERATOR'S PLATFORM

- Comfortable, high-quality cabin with flexible mountings, with roof hatch and individually adjustable heating
- Ergonomic, air-cushioned operator's seat
- Roll-over protection system (ROPS and FOPS) integrated in the cab frame
- Large windows with an excellent view of the respective work area and built-in windshield wipers
- Recirculating and fresh air filters can be changed without tools
- Various shelves and storage compartments as well as 12 V and 24 V sockets
- In order to provide an ideal view over the zero edge, the operator's cabin can be shifted over the right-hand side of the machine.
- Rotation of the operator's platform through 90° offers optimum adaptation to the particular working situation
- Individually adjustable control panel with color display
- Reversing camera with graphical reversing assistant
- Mirrors on right and left in the front area of the machine
- Working lights integrated into the cab roof



**TRACK UNIT AND HEIGHT ADJUSTMENT**

- Infinitely adjustable, hydraulic all-wheel drive
- Four-way tilting of the lifting columns to compensate for uneven terrain
- Electrohydraulic, light all-wheel steering, with the "crab", "cornering" or "straight ahead" steering types

**MISCELLANEOUS**

- "Welcome and go home" lighting with LED lighting in the ladder area
- Extensive safety package with 3 EMERGENCY STOP switches
- Large tool kit in lockable tool box
- Pre-fitting for installing the WITOS FleetView control unit
- European type certification, EuroTest mark and CE conformity

**List price ex subsidiary Wirtgen America****USD****530,870.00****Mandatory Options****Milling drums / milling units**

DURAFORCE milling and mixing rotor with working width 2400 mm (7 ft 10 in), working depth max. 510 mm, tool spacing 20 mm, equipped with quick-change toolholder system HT22 and 170 RS picks with shank diameter D20 with exchangeable edge ring segments. For a wide range of applications in soil stabilization and cold recycling.

**Standard****2314431****USD****0.00****Spraying unit**

Machine without spraying system. The existing drum housing openings are locked by cover strips.

**Standard****2418106****USD****0.00**

A VARIO spraying system for the precise addition of water or bitumen emulsion, with an eccentric auger pump (max. 800 l/min), a flow-through meter and a spray bar. The nozzles of the spraying system are equipped with an adjustable nozzle cross-section for adjusting the spray pressure. The spray bar has a special, automatically operating nozzle cleaning function. Furthermore, the spraying width can be set individually. The quantities added are controlled by a microprocessor. Straightforward operation on a colour display. Including a push bar for pushing the tank truck. (FB2400)

**Option****2683246****USD****44,162.00**

System only suitable for the addition of large quantities of water in the soil stabilisation process. A spraying system for the addition of water (max. 475 gal/min / 1800 l/min) with centrifugal pump, hydraulically operated shut-off device, flow meter and spraying beam. The spraying width can be set individually. The quantities added are controlled by a microprocessor. The effective control range is between 400 and 1800 l/ min. Straightforward operation on a color display. Including a push bar for pushing a tanker vehicle. (FB2400)

**Option****2494986****USD****39,761.00**

<b>Paint</b>				
Painting in cream RAL 9001 with orange stripes. The entire base of the machine is painted in slate gray RAL 7015.	Standard	2418129	USD	0.00
Monocolor special painting. Cream white color is replaced by a special color (RAL according to customer). The complete lower part of the machine is painted in slate grey RAL 7015.	Additional price instead of standard	2418132	USD	2,480.00
<b>Technical documentation</b>				
Technical documentation - North America country version (US)	Standard	2456347	USD	0.00
<b>Telematics</b>				
WITOS FleetView (mobile phone standard 3, 4G) includes a control unit (TCU) with a GPS receiver and the usage rights for the web application WITOS FleetView. The web access function offers a compact overview of the machine status including consumption data, working times, position data, error messages and service intervals. (The actual amount of data available depends on the machine type). The availability of WITOS FleetView is guaranteed for 3 years from the date of delivery.	Standard	2770403	USD	0.00
<b>Machine lighting</b>				
Halogen lighting system 24 V. Consisting of 8 additional halogen working lights for illuminating the working area. The light output is approx. 1,750 lumens per headlight. Including 2 rotary beacons.	Standard	2184631	USD	0.00
Powerful LED / halogen lighting system 24 V. Consisting of 6 additional LED working lights and 2 additional halogen working lights with magnetic flux for optimum illumination of the working area. Also, the 6 standard halogen working lights on the cabin roof are replaced by 6 LED working lights. LED working lights are extremely bright, shock-resistant and durable. The light output is approx. 3,000 lumens per headlight (halogen approx. 1,750 lumens). Including 2 LED patrol lights.	Option	2184632	USD	4,387.00
<b>Equipment Options</b>				
<b>Equipment in cabin</b>				
Air-conditioner integrated in the cabin roof with automatic air conditioning, infinitely variable fan and recirculating air filters that can be changed without tools.	Standard	2297350	USD	0.00
Radio system with two speakers and antenna - radio with CD/MP3/USB/Bluetooth	Standard	2184420	USD	0.00

<b>Printer</b>				
Printer for logging the binder consumption and area coverage.	Option	2184421	USD	1,144.00
USB interface for providing job data as a CSV file for it to be individually evaluated by the machine operator.	Option	2883103	USD	1,555.00
<b>Lateral slope control</b>				
Expansion of leveling system with electronic cross-slope sensor; ideal, for example, for aligning the machine in a defined transverse inclination on a single-sided reference	Standard	2417051	USD	0.00
<b>Water system</b>				
Hydraulically operated high-pressure water cleaner with a maximum performance of 15 l/min at 150 bar pressure. Ideal for daily cleaning of the machine.	Option	2223766	USD	4,607.00
<b>Other devices</b>				
Battery-operated hydraulic unit for milling drum rotation device and hydraulic pick extractor drift as well as for auxiliary drive.	Option	2302704	USD	3,213.00
<b>Pick changing aids</b>				
Milling drum rotation device with electrohydraulic milling drum drive for slowly turning the milling drum during pick replacement. The diesel engine can be switched off in conjunction with the "electric hydraulic unit" option.	Option	2326246	USD	3,477.00
Pneumatic hammer with two pick extractor and inserter tools each as well as 5.00 m / 16 ft 5 in hose.	Option	60604	USD	514.00
Hydraulically driven pick ejector, including the holder and required electrical and hydraulic connections. Ideal for convenient, fast and low-noise pick changes.	Option	2322403	USD	3,903.00
Additional, lockable storage compartment for 8 pick containers, mounted on the left side of the machine.	Option	2658350	USD	1,731.00
<b>Camera system</b>				
Monitor system with 3 cameras and 7" color display, in addition to the reversing camera of the standard equipment. The 2nd camera is directed towards the area in front of the milling drum housing and the 3rd towards the rear rotor plate. The 4th camera permits good visibility of the left side of the machine. The camera images are displayed on the monitor in the operator's platform. For model without spraying system.	Option	2320392	USD	7,747.00

Monitor system with 3 cameras and 7" color display, in addition to the reversing camera of the standard equipment. The 2nd camera is directed towards the area in front of the milling drum housing and the 3rd towards the rear rotor plate. The 4th camera permits good visibility of the left side of the machine. The camera images are displayed on the monitor in the operator's platform. For model with spraying system.	Option	2505868	USD	7,747.00
<b>Other devices</b>				
License plate holder with LED lighting to comply with country-specific regulations.	Option	2657943	USD	499.00
<b>Miscellaneous</b>				
Additional push bar 9 ft 11 in / 3.00 m - for a second tank truck. Drawbar/ push-bar eye 1x inner diameter 1x inner diameter = 1.57 in / 40 mm and 1x inner diameter = 1.97 in / 50 mm.	Option	2269834	USD	807.00
Connection pipe for the intake manifolds of the dual ESL. The connection pipe is fixed to both pump intake manifolds using tank truck couplings and enables both pumps to be fed simultaneously from the tank truck. A 4" supply hose between the tank truck and the connection pipe is essential for achieving the increased flow-through quantities (max. 1600l/min), but is not delivered as part of this option.	Option	2775968	USD	1,717.00
Support arm for holding the push bar and feed lines whilst changing tankers	Option	2885796	USD	2,333.00
<b>Documentation</b>				
Additional set of technical documentation - North America country version (US)	Option		USD	88.00
Spare part and application documentation English (EN)	Option		USD	15.00

## Price list

# WR 240i

### Scope of supply – basic machine

- Engine: 6-cylinder diesel engine: Cummins QXS 15
- Maximum power at 1,900 r.p.m.: 455 kW / 610 HP / 618 PS
- Exhaust standard: EU Stage V / US EPA Tier 4f
- Standard milling width: 7 ft 10 in / 2,400 mm
- Theoretical milling depth: 1 ft 8 in / 510 mm

### STANDARD EQUIPMENT

- Base machine with engine
- Machine chassis with built-in water tank and clear view of the right milled edge
- The right wheels are positioned within the milling width for working flush with the edge
- Diesel engine power controller for optimum milling and mixing results
- Engine cooling system with temperature-controlled fan speed
- Air system with compressor max. 116 psi / 8 bar (not suitable for filling the S-Pack!)
- Lockable engine cover with built-in sound insulation package
- Mechanical milling drum drive via a drive belt with automatic belt tensioner
- Variable cutting speed by combination of 3 selectable engine speeds and 3 adjustable drive belt pulley arrangements to achieve optimum working results
- Synchronous rotation or counter-rotating mode possible, depending on working direction
- Hydraulically adjustable milling drum flap in front of the drum
- Hydraulically adjustable scraper plates behind the drum
- Infinitely variable working depth adjustment by lowering or raising the entire milling drum
- Automatic mixing chamber adjustment to the respective working depth (larger mixing chamber for lower working depths)
- Power-controlled lowering speed of the milling drum in starting mode

### MACHINE CONTROL AND LEVELLING SYSTEM

- Multifunctional color control display that shows important machine operating conditions
- Comprehensive machine diagnostics displayed on the control screen
- Programmable automatic system for initiating and completing the milling process at the particular working depth
- Automated features to reduce the machine operator's workload

### OPERATOR'S PLATFORM

- Comfortable, high-quality cabin with flexible mountings, with roof hatch and individually adjustable heating
- Ergonomic, air-cushioned operator's seat
- Roll-over protection system (ROPS and FOPS) integrated in the cab frame
- Large windows with an excellent view of the respective work area and built-in windshield wipers
- Recirculating and fresh air filters can be changed without tools
- Various shelves and storage compartments as well as 12 V and 24 V sockets
- In order to provide an ideal view over the zero edge, the operator's cabin can be shifted over the right-hand side of the machine.
- Rotation of the operator's platform through 90° offers optimum adaptation to the particular working situation
- Individually adjustable control panel with color display
- Reversing camera with graphical reversing assistant
- Mirrors on right and left in the front area of the machine
- Working lights integrated into the cab roof
- Folding ladder to access the operator's platform

**TRACK UNIT AND HEIGHT ADJUSTMENT**

- Infinitely adjustable, hydraulic all-wheel drive
- Four-way tilting of the lifting columns to compensate for uneven terrain
- Electrohydraulic, light all-wheel steering, with the "crab", "cornering" or "straight ahead" steering types

**MISCELLANEOUS**

- "Welcome and go home" lighting with LED lighting in the ladder area
- Extensive safety package with 3 EMERGENCY STOP switches
- Large tool kit in lockable tool box
- Pre-fitting for installing the WITOS FleetView control unit
- European type certification, EuroTest mark and CE conformity

**List price ex subsidiary Wirtgen America****USD****804,866.00****Mandatory Options****Milling drums / milling units**

DURAFORCE milling and mixing rotor with working width 2400 mm (7 ft 10 in), working depth max. 510 mm, tool spacing 20 mm, equipped with quick-change toolholder system HT22 and 170 RS picks with shank diameter D20 with exchangeable edge ring segments. For a wide range of applications in soil stabilization and cold recycling.	<b>Standard</b>	<b>2314431</b>	<b>USD</b>	<b>0.00</b>
--	-----------------	----------------	------------	-------------

**Spraying unit**

Machine without spraying system. The existing drum housing openings are locked by cover strips.	<b>Standard</b>	<b>2182574</b>	<b>USD</b>	<b>0.00</b>
A VARIO spraying system for the precise addition of water or bitumen emulsion, with an eccentric auger pump (max. 800 l/min), a flow-through meter and a spray bar. The nozzles of the spraying system are equipped with an adjustable nozzle cross-section for adjusting the spray pressure. The spray bar has a special, automatically operating nozzle cleaning function. Furthermore, the spraying width can be set individually. The quantities added are controlled by a microprocessor. Straightforward operation on a colour display. Including a push bar for pushing the tank truck. (FB2400)	<b>Option</b>	<b>2683238</b>	<b>USD</b>	<b>44,162.00</b>
System is suitable for precisely adding water and bitumen emulsion. Two VARIO spraying systems for separate addition of water and bitumen emulsion, with eccentric auger pumps (each max. 800 l/min), flow-through meters and spray bars. The nozzles of both spray bars are equipped with an adjustable nozzle cross-section for adjusting the spraying pressure. The spray bars have a special, automatically operating nozzle cleaning function. Furthermore, the spraying width can be set individually. The quantities added are controlled by a microprocessor. Straightforward operation on a colour display. Including two push bars for pushing tank trucks. (FB2400)	<b>Option</b>	<b>2683240</b>	<b>USD</b>	<b>85,463.00</b>

System is suitable for precisely adding water and bitumen emulsion or foam bitumen. Two spraying systems for the separate addition of binding agents. Water is added via an eccentric auger pump (max. 800 l/min), a flow-through meter and a spray bar. Foamed bitumen or bitumen emulsion is added via a second electrically heated bitumen spraying system consisting of a gear pump (max. 500 kg/min), a bitumen filter, a flow-through meter, a process water pump and monitor and a spray bar. The nozzles of the water spray bar is equipped with an adjustable nozzle cross-section for adjusting the spraying pressure. Both spray bars have a special, automatically operating nozzle cleaning function. Furthermore, the spraying width can be set individually. The quantities added are controlled by a microprocessor. Straightforward operation on a colour display. Including two push bars for pushing tank trucks. (FB2400)	Option	2683241	USD	193,066.00
System only suitable for the addition of large quantities of water in the soil stabilisation process. A spraying system for the addition of water (max. 475 gal/min / 1800 l/min) with centrifugal pump, hydraulically operated shut-off device, flow meter and spraying beam. The spraying width can be set individually. The quantities added are controlled by a microprocessor. The effective control range is between 400 and 1800 l/ min. Straightforward operation on a color display. Including a push bar for pushing a tanker vehicle. (FB2400)	Option	2494987	USD	39,761.00
<b>Binder spreader</b>				<b>0.00</b>
Model without binder spreader device	Standard	2406146	USD	0.00
Integrated spreading device S-Pack for dust-free discharge of binder in front of the milling and mixing rotor. Container volume 194 ft <sup>3</sup> / 5.5 m <sup>3</sup> (effectively fillable to 159 ft <sup>3</sup> / 4.5 m <sup>3</sup> ). Advance-dependent dosing of the spreading quantity from 0,3 lb/ft <sup>2</sup> to 8,2 lb/ft <sup>2</sup> / 1.5 to 40 kg/m <sup>2</sup> . The spreading width can be divided into three segments. Operation is perfectly integrated into the machine control display.	Option	2223737	USD	166,188.00
<b>Paint</b>				
Painting in cream RAL 9001 with orange stripes. The entire base of the machine is painted in slate gray RAL 7015.	Standard	2441058	USD	0.00
Monocolor special painting. Cream white color is replaced by a special color (RAL according to customer). The complete lower part of the machine is painted in slate grey RAL 7015.	Option	2441059	USD	2,480.00

<b>Technical documentation</b>				
Technical documentation - North America country version (US)	Standard	2456347	USD	0.00
<b>Telematics</b>				
WITOS FleetView (mobile phone standard 3, 4G) includes a control unit (TCU) with a GPS receiver and the usage rights for the web application WITOS FleetView. The web access function offers a compact overview of the machine status including consumption data, working times, position data, error messages and service intervals. (The actual amount of data available depends on the machine type). The availability of WITOS FleetView is guaranteed for 3 years from the date of delivery.	Standard	2770403	USD	0.00
<b>Machine lighting</b>				
Halogen lighting system 24 V. Consisting of 8 additional halogen working lights for illuminating the working area. The light output is approx. 1,750 lumens per headlight. Including 2 rotary beacons.	Standard	2184631	USD	0.00
Powerful LED / halogen lighting system 24 V. Consisting of 6 additional LED working lights and 2 additional halogen working lights with magnetic flux for optimum illumination of the working area. Also, the 6 standard halogen working lights on the cabin roof are replaced by 6 LED working lights. LED working lights are extremely bright, shock-resistant and durable. The light output is approx. 3,000 lumens per headlight (halogen approx. 1,750 lumens). Including 2 LED patrol lights.	Option	2184632	USD	4,387.00
<b>Exhaust air filter</b>				
Model without waste air filtering. Only for machines without integrated binder spreader (S-Pack).	Standard	2418221	USD	0.00
Advanced automatic waste air filtering for the integrated binder spreader device S-Pack. While the binder tank is being filled, the waste air is filtered by filter elements that are cleaned fully automatically by compressed air. The cleaning procedure is without dust in the closed system.	Option	2375580	USD	12,163.00
<b>Equipment Options</b>				
<b>Equipment in cabin</b>				
Air-conditioner integrated in the cabin roof with automatic air conditioning, infinitely variable fan and recirculating air filters that can be changed without tools.	Standard	2184409	USD	0.00
Radio system with two speakers and antenna - radio with CD/MP3/USB/Bluetooth	Standard	2184420	USD	0.00



<b>Control for binder addition</b>				
Equipment of the machine with an external dosing control unit. The additional operating display can be attached at the bottom left or right on the machine. For specific setting of important dosing parameters of the spraying strips and/or the S-pack.	Option	2418222	USD	4,314.00
<b>Printer</b>				
Printer for logging the binder consumption and area coverage.	Option	2184421	USD	1,144.00
USB interface for providing job data as a CSV file for it to be individually evaluated by the machine operator.	Option	2883103	USD	1,555.00
<b>Additional device for binder addition</b>				
Binder filling device used to constantly fill the "S-Pack" with lime/cement during the working process. The binder tanker vehicle (silo) must be able to be connected to the WR by means of a push rod. The silo also has to have adjustable pressurization. The volume flow generated by compressed air directs the required binder through a hose/pipe into the container of the "S-Pack". Short downtimes due to reduced filling breaks ensure that construction sites can be handled quickly and dust-free with high productivity levels. The scope of delivery includes the necessary binder line on the WR, a signal socket, level sensors, a traffic light system and a valve for monitoring the binder supply. The connecting hose between the tanker and the "S-Pack" is not included in the scope of delivery.	Option	2885521	USD	14,584.00
<b>Lateral slope control</b>				
Expansion of leveling system with electronic cross-slope sensor; ideal, for example, for aligning the machine in a defined transverse inclination on a single-sided reference	Standard	2417051	USD	0.00
<b>Water system</b>				
Hydraulically operated high-pressure water cleaner with a maximum performance of 15 l/min at 150 bar pressure. Ideal for daily cleaning of the machine.	Option	2184414	USD	4,607.00
<b>Water system</b>				
Additional water tank with a capacity of 250 gals / 950 liters, for holding large quantities of water for foamed bitumen manufacture.	Option	2185820	USD	9,581.00
<b>Other devices</b>				
Battery-operated hydraulic unit for milling drum rotation device and hydraulic pick extractor drift as well as for auxiliary drive.	Option	2201333	USD	3,213.00

<b>Pick changing aids</b>				
Milling drum rotation device with electrohydraulic milling drum drive for slowly turning the milling drum during pick replacement. The diesel engine can be switched off in conjunction with the "electric hydraulic unit" option.	Standard	2184416	USD	0.00
Pneumatic hammer with two pick extractor and inserter tools each as well as 5.00 m / 16 ft 5 in hose.	Option	60604	USD	514.00
Hydraulically driven pick ejector, including the holder and required electrical and hydraulic connections. Ideal for convenient, fast and low-noise pick changes.	Option	2210777	USD	3,903.00
Additional, lockable storage compartment for 8 pick containers, mounted on the left side of the machine.	Option	2658085	USD	1,673.00
<b>Camera system</b>				
Monitor system with 3 cameras and 7" color display, in addition to the reversing camera of the standard equipment. The 2nd camera is directed towards the area in front of the milling drum housing and the 3rd towards the rear rotor plate. The 4th camera permits good visibility of the left side of the machine. The camera images are displayed on the monitor in the operator's platform. For model without spraying system.	Standard	2184412	USD	0.00
<b>Other devices</b>				
License plate holder with LED lighting to comply with country-specific regulations.	Option	2657943	USD	499.00
<b>Miscellaneous</b>				
Additional push bar 9 ft 11 in / 3.00 m - for a second tank truck. Drawbar/ push-bar eye 1x inner diameter 1x inner diameter = 1.57 in / 40 mm and 1x inner diameter = 1.97 in / 50 mm.	Option	2269834	USD	807.00
Connection pipe for the through-line of the suspension to the spray bar. In conjunction with the suction hose option, this means working with the WM1000 is possible. Option only possible in conjunction with: ESL 1-way, dual ESL or ESL foamed bitumen.	Option	2223550	USD	3,463.00
Connection pipe for the intake manifolds of the dual ESL. The connection pipe is fixed to both pump intake manifolds using tank truck couplings and enables both pumps to be fed simultaneously from the tank truck. A 4" supply hose between the tank truck and the connection pipe is essential for achieving the increased flow-through quantities (max. 1600l/min), but is not delivered as part of this option.	Option	2775970	USD	1,819.00
Support arm for holding the push bar and feed lines whilst changing tankers	Option	2885796	USD	2,333.00
<b>Documentation</b>				
Additional set of technical documentation - North America country version (US)	Option	USD	USD	88.00
Spare part and application documentation English (EN)	Option			15.00

## Price list

# WR 250i

### Scope of supply – basic machine

- Engine: 6-cylinder diesel engine: CATERPILLAR C18 ATAAC
- Rated power at 1,900 r.p.m.: 563 kW / 755 HP / 766 PS
- Exhaust standard: EU Stage V / US EPA Tier 4f
- Standard milling width: 7 ft 10 in / 2,400 mm
- Theoretical milling depth: 1 ft 10 in / 560 mm

#### STANDARD EQUIPMENT

- Base machine with engine
- Machine chassis with built-in water tank and clear view of the right milled edge
- The right wheels are positioned within the milling width for working flush with the edge
- Diesel engine power controller for optimum milling and mixing results
- Engine cooling system with temperature-controlled fan speed
- Air system with compressor max. 116 psi / 8 bar (not suitable for filling the S-Pack!)
- Lockable engine cover with built-in sound insulation package
- Mechanical milling drum drive via a drive belt with automatic belt tensioner
- Variable cutting speed by a combination of 3 selectable motor speeds, 2 variable drive belt pulley arrangements and one milling drum gearbox with 2-gear stages for achieving optimum working results
- Synchronous rotation or counter-rotating mode possible, depending on working direction
- Hydraulically adjustable milling drum flap in front of the drum
- Hydraulically adjustable scraper plates behind the drum
- Infinitely variable working depth adjustment by lowering or raising the entire milling drum
- Automatic mixing chamber adjustment to the respective working depth (larger mixing chamber for lower working depths)
- Milling drum rotation device with hydraulic milling drum drive for slowly turning the milling drum in the pick change
- Power-controlled lowering speed of the milling drum in starting mode

#### MACHINE CONTROL AND LEVELLING SYSTEM

- Multifunctional color control display that shows important machine operating conditions
- Comprehensive machine diagnostics displayed on the control screen
- Programmable automatic system for initiating and completing the milling process at the particular working depth
- Automated features to reduce the machine operator's workload

#### OPERATOR'S PLATFORM

- Comfortable, high-quality cabin with flexible mountings, with roof hatch and individually adjustable heating
- Ergonomic, air-cushioned operator's seat
- Roll-over protection system (ROPS and FOPS) integrated in the cab frame
- Large windows with an excellent view of the respective work area and built-in windshield wipers
- Recirculating and fresh air filters can be changed without tools
- Various shelves and storage compartments as well as 12 V and 24 V sockets
- In order to provide an ideal view over the zero edge, the operator's cabin can be shifted over the right-hand side of the machine.
- Rotation of the operator's platform through 90° offers optimum adaptation to the particular working situation
- Individually adjustable control panel with color display
- Reversing camera with graphical reversing assistant

- Mirrors on right and left in the front area of the machine
- Working lights integrated into the cab roof
- Folding ladder to access the operator's platform

#### TRACK UNIT AND HEIGHT ADJUSTMENT

- Infinitely adjustable, hydraulic all-wheel drive
- Four-way tilting of the lifting columns to compensate for uneven terrain
- Electrohydraulic, light all-wheel steering, with the "crab", "cornering" or "straight ahead" steering types

#### MISCELLANEOUS

- "Welcome and go home" lighting with LED lighting in the ladder area
- Extensive safety package with 3 EMERGENCY STOP switches
- Large tool kit in lockable tool box
- Pre-fitting for installing the WITOS FleetView control unit
- European type certification, EuroTest mark and CE conformity

**List price ex subsidiary Wirtgen America**

**USD**

**971,788.00**

#### Mandatory Options

##### Milling drum housing

Extremely wear-resistant FB2400 (7 ft 10 in) milling drum housing without milling drum. For pulverisation of asphalt pavement and abrasive material.

**Standard**

**2540058**

**USD**

**0.00**

##### Milling drums / milling units

DURAFORCE milling and mixing rotor with working width 2400 mm (7ft 10 in), working depth max. 560 mm (1ft 10 in), tool spacing 30 mm x 2, equipped with quick-change toolholder system HT22 and 208 picks with shank diameter D20 with exchangeable edge ring segments. For a wide range of applications in soil stabilization and cold recycling.

**Standard**

**2314515**

**USD**

**0.00**

##### Spraying unit

Machine without spraying system. The existing drum housing openings are locked by cover strips.

**Standard**

**2182574**

**USD**

**0.00**

A VARIO spraying system for the precise addition of water or bitumen emulsion, with an eccentric auger pump (max. 800 l/min), a flow-through meter and a spray bar. The nozzles of the spraying system are equipped with an adjustable nozzle cross-section for adjusting the spray pressure. The spray bar has a special, automatically operating nozzle cleaning function. Furthermore, the spraying width can be set individually. The quantities added are controlled by a microprocessor. Straightforward operation on a colour display. Including a push bar for pushing the tank truck. (FB2400)

**Option**

**2683238**

**USD**

**44,162.00**

System is suitable for precisely adding water and bitumen emulsion. Two VARIO spraying systems for separate addition of water and bitumen emulsion, with eccentric auger pumps (each max. 800 l/min), flow-through meters and spray bars. The nozzles of both spray bars are equipped with an adjustable nozzle cross-section for adjusting the spraying pressure. The spray bars have a special, automatically operating nozzle cleaning function. Furthermore, the spraying width can be set individually. The quantities added are controlled by a microprocessor. Straightforward operation on a colour display. Including two push bars for pushing tank trucks. (FB2400)	<b>Option</b>	<b>2683240</b>	<b>USD</b>	<b>85,463.00</b>
System is suitable for precisely adding water and bitumen emulsion or foam bitumen. Two spraying systems for the separate addition of binding agents. Water is added via an eccentric auger pump (max. 800 l/min), a flow-through meter and a spray bar. Foamed bitumen or bitumen emulsion is added via a second electrically heated bitumen spraying system consisting of a gear pump (max. 500 kg/min), a bitumen filter, a flow-through meter, a process water pump and monitor and a spray bar. The nozzles of the water spray bar is equipped with an adjustable nozzle cross-section for adjusting the spraying pressure. Both spray bars have a special, automatically operating nozzle cleaning function. Furthermore, the spraying width can be set individually. The quantities added are controlled by a microprocessor. Straightforward operation on a colour display. Including two push bars for pushing tank trucks. (FB2400)	<b>Option</b>	<b>2683241</b>	<b>USD</b>	<b>193,066.00</b>
System only suitable for the addition of large quantities of water in the soil stabilisation process. A spraying system for the addition of water (max. 475 gal/min / 1800 l/min) with centrifugal pump, hydraulically operated shut-off device, flow meter and spraying beam. The spraying width can be set individually. The quantities added are controlled by a microprocessor. The effective control range is between 400 and 1800 l/ min. Straightforward operation on a color display. Including a push bar for pushing a tanker vehicle. (FB2400)	<b>Option</b>	<b>2494987</b>	<b>USD</b>	<b>39,761.00</b>

<b>Binder spreader</b>				
Model without binder spreader device	<b>Standard</b>	<b>2184406</b>	<b>USD</b>	<b>0.00</b>
Integrated spreading device S-Pack for dust-free discharge of binder in front of the milling and mixing rotor. Container volume 194 ft <sup>3</sup> / 5.5 m <sup>3</sup> (effectively fillable to 159 ft <sup>3</sup> / 4.5 m <sup>3</sup> ). Advance-dependent dosing of the spreading quantity from 0,3 lb/ft <sup>2</sup> to 8,2 lb/ft <sup>2</sup> / 1.5 to 40 kg/m <sup>2</sup> . The spreading width can be divided into three segments. Operation is perfectly integrated into the machine control display.	<b>Option</b>	<b>2375512</b>	<b>USD</b>	<b>161,610.00</b>
<b>Paint</b>				
Painting in cream RAL 9001 with orange stripes. The entire base of the machine is painted in slate gray RAL 7015.	<b>Standard</b>	<b>2470007</b>	<b>USD</b>	<b>0.00</b>
Monocolor special painting. Cream white color is replaced by a special color (RAL according to customer). The complete lower part of the machine is painted in slate grey RAL 7015.	<b>Option</b>	<b>2470008</b>	<b>USD</b>	<b>2,480.00</b>
<b>Technical documentation</b>				
Technical documentation - North America country version (US)	<b>Standard</b>	<b>2456347</b>	<b>USD</b>	<b>0.00</b>
<b>Telematics</b>				
WITOS FleetView (mobile phone standard 3, 4G) includes a control unit (TCU) with a GPS receiver and the usage rights for the web application WITOS FleetView. The web access function offers a compact overview of the machine status including consumption data, working times, position data, error messages and service intervals. (The actual amount of data available depends on the machine type). The availability of WITOS FleetView is guaranteed for 3 years from the date of delivery.	<b>Standard</b>	<b>2770403</b>	<b>USD</b>	<b>0.00</b>
<b>Machine lighting</b>				
Halogen lighting system 24 V. Consisting of 8 additional halogen working lights for illuminating the working area. The light output is approx. 1,750 lumens per headlight. Including 2 rotary beacons.	<b>Standard</b>	<b>2184631</b>	<b>USD</b>	<b>0.00</b>
Powerful LED / halogen lighting system 24 V. Consisting of 6 additional LED working lights and 2 additional halogen working lights with magnetic flux for optimum illumination of the working area. Also, the 6 standard halogen working lights on the cabin roof are replaced by 6 LED working lights. LED working lights are extremely bright, shock-resistant and durable. The light output is approx. 3,000 lumens per headlight (halogen approx. 1,750 lumens). Including 2 LED patrol lights.	<b>Option</b>	<b>2184632</b>	<b>USD</b>	<b>4,387.00</b>

<b>Exhaust air filter</b>				
Model without waste air filtering. Only for machines without integrated binder spreader (S-Pack).	<b>Standard</b>	<b>2418221</b>	<b>USD</b>	<b>0.00</b>
Simple outgoing air filtering for the integrated binder spreader device S-Pack. While the binder tank is being filled, the outgoing air is filtered by a filter bag that can be emptied manually as required.	<b>Option</b>	<b>2375579</b>	<b>USD</b>	<b>5,150.00</b>
Advanced automatic waste air filtering for the integrated binder spreader device S-Pack. While the binder tank is being filled, the waste air is filtered by filter elements that are cleaned fully automatically by compressed air. The cleaning procedure is without dust in the closed system.	<b>option</b>	<b>2375580</b>	<b>USD</b>	<b>12,163.00</b>
<b>Equipment Options</b>				
<b>Equipment in cabin</b>				
Air-conditioner integrated in the cabin roof with automatic air conditioning, infinitely variable fan and recirculating air filters that can be changed without tools.	<b>Standard</b>	<b>2184409</b>	<b>USD</b>	<b>0.00</b>
Radio system with two speakers and antenna - radio with CD/MP3/USB/Bluetooth	<b>Standard</b>	<b>2184420</b>	<b>USD</b>	<b>0.00</b>
<b>Control for binder addition</b>				
Equipment of the machine with an external dosing control unit. The additional operating display can be attached at the bottom left or right on the machine. For specific setting of important dosing parameters of the spraying strips and/or the S-pack.	<b>Option</b>	<b>2418222</b>	<b>USD</b>	<b>4,314.00</b>
<b>Printer</b>				
Printer for logging the binder consumption and area coverage.	<b>Option</b>	<b>2184421</b>	<b>USD</b>	<b>1,144.00</b>
USB interface for providing job data as a CSV file for it to be individually evaluated by the machine operator.	<b>Option</b>	<b>2883103</b>	<b>USD</b>	<b>1,555.00</b>
<b>Additional device for binder addition</b>				
Binder filling device used to constantly fill the "S-Pack" with lime/cement during the working process. The binder tanker vehicle (silo) must be able to be connected to the WR by means of a push rod. The silo also has to have adjustable pressurization. The volume flow generated by compressed air directs the required binder through a hose/pipe into the container of the "S-Pack". Short downtimes due to reduced filling breaks ensure that construction sites can be handled quickly and dust-free with high productivity levels. The scope of delivery includes the necessary binder line on the WR, a signal socket, level sensors, a traffic light system and a valve for monitoring the binder supply. The connecting hose between the tanker and the "S-Pack" is not included in the scope of delivery.	<b>Option</b>	<b>2885521</b>	<b>USD</b>	<b>14,584.00</b>

<b>Lateral slope control</b>				
Expansion of leveling system with electronic cross-slope sensor; ideal, for example, for aligning the machine in a defined transverse inclination on a single-sided reference	Standard	2417051	USD	0.00
<b>Water system</b>				
Hydraulically operated high-pressure water cleaner with a maximum performance of 15 l/min at 150 bar pressure. Ideal for daily cleaning of the machine.	Option	2184414	USD	4,607.00
<b>Water system</b>				
Additional water tank with a capacity of 250 gals / 950 liters, for holding large quantities of water for foamed bitumen manufacture.	Option	2185820	USD	9,581.00
<b>Other devices</b>				
Battery-operated hydraulic unit for milling drum rotation device and hydraulic pick extractor drift as well as for auxiliary drive.	Option	2201333	USD	3,213.00
<b>Pick changing aids</b>				
Pneumatic hammer with two pick extractor and inserter tools each as well as 5.00 m / 16 ft 5 in hose.	Standard	60604	USD	0.00
Hydraulically driven pick ejector, including the holder and required electrical and hydraulic connections. Ideal for convenient, fast and low-noise pick changes.	Option	2210777	USD	3,903.00
Additional, lockable storage compartment for 8 pick containers, mounted on the left side of the machine.	Option	2658290	USD	1,731.00
<b>Camera system</b>				
Monitor system with 3 cameras and 7" color display, in addition to the reversing camera of the standard equipment. The 2nd camera is directed towards the area in front of the milling drum housing and the 3rd towards the rear rotor plate. The 4th camera permits good visibility of the left side of the machine. The camera images are displayed on the monitor in the operator's platform. For model without spraying system.	Standard	2184412	USD	0.00
<b>Other devices</b>				
License plate holder with LED lighting to comply with country-specific regulations.	Option	2657943	USD	499.00



<b>Miscellaneous</b>				
Additional push bar 9 ft 11 in / 3.00 m - for a second tank truck. Drawbar/ push-bar eye 1x inner diameter 1x inner diameter = 1.57 in / 40 mm and 1x inner diameter = 1.97 in / 50 mm.	<b>Option</b>	<b>2269834</b>	<b>USD</b>	<b>807.00</b>
Connection pipe for the through-line of the suspension to the spray bar. In conjunction with the suction hose option, this means working with the WM1000 is possible. Option only possible in conjunction with: ESL 1-way, dual ESL or ESL foamed bitumen.	<b>Option</b>	<b>2223550</b>	<b>USD</b>	<b>3,463.00</b>
Connection pipe for the intake manifolds of the dual ESL. The connection pipe is fixed to both pump intake manifolds using tank truck couplings and enables both pumps to be fed simultaneously from the tank truck. A 4" supply hose between the tank truck and the connection pipe is essential for achieving the increased flow-through quantities (max. 1600l/min), but is not delivered as part of this option.	<b>Option</b>	<b>2775970</b>	<b>USD</b>	<b>1,819.00</b>
Support arm for holding the push bar and feed lines whilst changing tankers	<b>Option</b>	<b>2885796</b>	<b>USD</b>	<b>2,333.00</b>
<b>Documentation</b>				
Additional set of technical documentation - North America country version (US)	<b>Option</b>		<b>USD</b>	<b>88.00</b>
Spare part and application documentation English (EN)	<b>Option</b>		<b>USD</b>	<b>15.00</b>

## Price list

### WS 220

#### Scope of supply – basic machine

- Standard working width: 7 ft 1 in / 2150 mm
- Theoretical working depth: 1 ft 8 in / 500 mm

#### STANDARD EQUIPMENT

- Stabilizer for mounting on tractors with rear three-point linkage, ISO 730-1 category 3 (cat. III) and category 4 (cat. IV)
- The working depth is set using the tractor's rear power lift
- The rear rotor plate is adjusted hydraulically from the tractor
- The rotor plate is additionally fitted with a levelling blade with spring preload adjustment
- The stone guard is adjusted hydraulically from the tractor

#### DRIVE

- Mechanical drive via the tractor's driveshaft (driveshaft speed 1,000 rpm), bevel gearbox, two four-rib high-power V-belts with automatic belt tensioners and two spur gearboxes

#### MISCELLANEOUS

- CE Declaration of Conformity

List price ex subsidiary Wirtgen America

USD

136,331.00

#### Mandatory Options

##### Milling drum housing

Movable side plates on the drum housing that cover the milling and mixing rotor. During operation, the milling unit is kept at the pre-set milling depth by the side plates. In the process, the tractor's three-point connection is in a floating position and the machine moves on the skids. The skids are roughly 7 in / 170 mm wide which means they comply with the corresponding permissible transport widths. The milling depth is limited to the desired level with the help of mechanical stops.

Standard

2218261

USD

0.00

##### Milling drums / milling units

Milling and mixing rotor with working width 2150 mm / 7 ft / 1 in, working depth max. 500 mm / 1 ft 7 in, tool spacing 40 mm / 1 37/64 in, equipped with quick-change toolholder system HT22 and 98 picks with shank diameter D20. For a wide range of applications in soil stabilization and cold recycling.

Standard

2659050

USD

0.00

<b>Paint</b>				
Painting in cream RAL 9001 with orange stripes.	Standard	2111590	USD	0.00
Single-color special paint. Cream color is replaced by a special color (RAL acc. to customer request).	Option	2111591	USD	836.00
<b>Technical documentation</b>				
Technical documentation - North America country version (US)	Standard	2456347	USD	0.00
<b>Drive adaptations</b>				
Profile shaft on bevel gearbox with a 20-way external toothing for connecting the drive shaft to the WS220/WS250. Required for mounting the stabilizer to the John Deere 8320R tractor.	Standard	2047307	USD	0.00
Splined shaft on bevel gearbox with external toothing, 6 teeth, for connection of the drive shaft on the WS220/WS250	Option	2047308	USD	0.00
<b>Trailer drawbar</b>				
Lifting tackle for mounting the stabilizer on John-Deere series 8000 tractor vehicles with rear three-point mounting ISO 730-1 category 4 (CAT IV), including ball sleeves and spacer washers CAT IV for equipment pin 37, including hydraulic top link in reinforced version, with arrester hook CAT IV, yoke D45 and integrated load-holding valve. The length and pulling force of the top link are optimized for the attachment of the add-on stabilizer.	Standard	2136304	USD	0.00
<b>Equipment Options</b>				
<b>Milling drum assembly options</b>				
Additional 9.84 in / 250 mm-wide skids that prevent machine from sinking into the soft ground. Depending on country-specific requirements, the skids can be screwed off when transporting machines in order to comply with the permissible transport width.	Option	2616969	USD	2,758.00
<b>Additional spraying strip</b>				
Water spraying system FB2150 (7 ft 1 in), with 8 spray nozzles to spray water into the milling and mixing process. Distributor pipe for connecting the external water supply with shut-off valves to the individual nozzles	Option	2282384	USD	3,404.00

<b>Leveling</b>				
Digital milling depth display with an ultrasonic sensor, right or left mountable, the milling depth display is shown by one additional display in the cab.	<b>Option</b>	<b>2123664</b>	<b>USD</b>	<b>4,548.00</b>
Digital milling depth display, with two ultrasonic sensors right and left mounted, the milling depth display is shown by an additional display in the operator's cabin, changeover for the right or left side.	<b>Option</b>	<b>2123665</b>	<b>USD</b>	<b>6,382.00</b>
<b>Other devices</b>				
Drive shaft P600 1¾" for connecting the tractor-towed stabilizer to the tractor. Wirtgen recommends using this drive shaft as it offers great freedom of movement. Both ends of the propshaft with 20-way internal gearing. CAUTION: The drive shaft must be shortened to the length of the corresponding tractor vehicle/stabiliser combination before first use. Authorised when using a stabiliser on tractor vehicles up to a maximum of 280 kW/376 HP/381 PS.	<b>Standard</b>	<b>2539795</b>	<b>USD</b>	<b>0.00</b>
<b>Other devices</b>				
Hydraulic top link in reinforced version with arrester hook CAT IV, yoke end D32, yoke end D40 and integrated load-holding valve. The length and pulling force of the top link are optimized for the attachment of the add-on stabilizer.	<b>Option</b>	<b>2539799</b>	<b>USD</b>	<b>3,213.00</b>
<b>Pick changing aids</b>				
Pneumatic hammer with two pick extractor and inserter tools each as well as 7.00 m hose.	<b>Option</b>	<b>2123666</b>	<b>USD</b>	<b>499.00</b>
<b>Documentation</b>				
Additional set of technical documentation - North America country version (US)	<b>Option</b>	<b>USD</b>		<b>88.00</b>
Spare part and application documentation English (EN)	<b>Option</b>	<b>USD</b>		<b>15.00</b>

## Price list

# WS 250

### Scope of supply – basic machine

- Standard working width: 8 ft 2 in / 2500 mm
- Theoretical working depth: 1 ft 8 in / 500 mm

#### STANDARD EQUIPMENT

- Stabilizer for mounting on tractors with rear three-point linkage, ISO 730-1 category 3 (cat. III) and category 4 (cat. IV)
- The working depth is set using the tractor's rear power lift
- The rear rotor plate is adjusted hydraulically from the tractor
- The rotor plate is additionally fitted with a levelling blade with spring preload adjustment
- The stone guard is adjusted hydraulically from the tractor

#### DRIVE

- Mechanical drive via the tractor's driveshaft (driveshaft speed 1,000 rpm), bevel gearbox, two four-rib high-power V-belts with automatic belt tensioners and two spur gearboxes

#### MISCELLANEOUS

- CE Declaration of Conformity

List price ex subsidiary Wirtgen America

USD

141,803.00

### Mandatory Options

#### Milling drum housing

Movable side plates on the drum housing that cover the milling and mixing rotor. During operation, the milling unit is kept at the pre-set milling depth by the side plates. In the process, the tractor's three-point connection is in a floating position and the machine moves on the skids. The skids are roughly 7 in / 170 mm wide which means they comply with the corresponding permissible transport widths. The milling depth is limited to the desired level with the help of mechanical stops.

Standard

2218261

USD

0.00

#### Milling drums / milling units

Milling and mixing rotor with working width 2500 mm, working depth max. 500 mm (1 ft 7 in), tool spacing 40 mm, equipped with quick-change toolholder system HT22 and 106 picks with shank diameter D20. For a wide range of applications in soil stabilization and cold recycling.

Standard

2628687

USD

0.00

<b>Paint</b>				
Painting in cream RAL 9001 with orange stripes.	<b>Standard</b>	<b>2111593</b>	<b>USD</b>	<b>0.00</b>
Single-color special paint. Cream color is replaced by a special color (RAL acc. to customer request).	<b>Option</b>	<b>2111594</b>	<b>USD</b>	<b>836.00</b>
<b>Technical documentation</b>				
Technical documentation - North America country version (US)	<b>Standard</b>	<b>2456347</b>	<b>USD</b>	<b>0.00</b>
<b>Drive adaptations</b>				
Profile shaft on bevel gearbox with a 20-way external toothing for connecting the drive shaft to the WS220/WS250. Required for mounting the stabilizer to the John Deere 8320R tractor.	<b>Standard</b>	<b>2047307</b>	<b>USD</b>	<b>0.00</b>
<b>Trailer drawbar</b>				
Lifting tackle for mounting the stabilizer on John-Deere series 8000 tractor vehicles with rear three-point mounting ISO 730-1 category 4 (CAT IV), including ball sleeves and spacer washers CAT IV for equipment pin 37, including hydraulic top link in reinforced version, with arrester hook CAT IV, yoke D45 and integrated load-holding valve. The length and pulling force of the top link are optimized for the attachment of the add-on stabilizer.	<b>Standard</b>	<b>2136304</b>	<b>USD</b>	<b>0.00</b>
<b>Equipment Options</b>				
<b>Milling drum assembly options</b>				
Additional 9.84 in / 250 mm-wide skids that prevent machine from sinking into the soft ground. Depending on country-specific requirements, the skids can be screwed off when transporting machines in order to comply with the permissible transport width.	<b>Option</b>	<b>2616969</b>	<b>USD</b>	<b>2,758.00</b>
<b>Additional spraying strip</b>				
Water spraying system FB2500 (8 ft 2 in), with 10 spray nozzles to spray water into the milling and mixing process. Distributor pipe for connecting the external water supply with shut-off valves to the individual nozzles	<b>Option</b>	<b>2282385</b>	<b>USD</b>	<b>3,829.00</b>
<b>Leveling</b>				
Digital milling depth display with an ultrasonic sensor, right or left mountable, the milling depth display is shown by one additional display in the cab.	<b>Option</b>	<b>2123664</b>	<b>USD</b>	<b>4,548.00</b>
Digital milling depth display, with two ultrasonic sensors right and left mounted, the milling depth display is shown by an additional display in the operator's cabin, changeover for the right or left side.	<b>Option</b>	<b>2123665</b>	<b>USD</b>	<b>6,382.00</b>

<b>Other devices</b>				
Drive shaft P600 1¾" for connecting the tractor-towed stabilizer to the tractor. Wirtgen recommends using this drive shaft as it offers great freedom of movement. Both ends of the propshaft with 20-way internal gearing. CAUTION: The drive shaft must be shortened to the length of the corresponding tractor vehicle/stabiliser combination before first use. Authorised when using a stabiliser on tractor vehicles up to a maximum of 280 kW/376 HP/381 PS.	<b>Standard</b>	<b>2539795</b>	<b>USD</b>	<b>\$0.00</b>
<b>Other devices</b>				
Hydraulic top link in reinforced version with arrester hook CAT IV, yoke end D32, yoke end D40 and integrated load-holding valve. The length and pulling force of the top link are optimized for the attachment of the add-on stabilizer.	<b>Option</b>	<b>2539799</b>	<b>USD</b>	<b>3,213.00</b>
<b>Pick changing aids</b>				
Pneumatic hammer with two pick extractor and inserter tools each as well as 7.00 m hose.	<b>Option</b>	<b>2123666</b>	<b>USD</b>	<b>499.00</b>
<b>Documentation</b>				
Additional set of technical documentation - North America country version (US)	<b>Option</b>	<b>USD</b>	<b>USD</b>	<b>88.00</b>
Spare part and application documentation English (EN)	<b>Option</b>			<b>15.00</b>



**BB-250 RETAIL PRICE LIST**  
PRICES EFFECTIVE DECEMBER 1, 2021  
**STANDARD EQUIPMENT ON ALL UNITS**

- \* Certified Roll-Over Protection Structure & Canopy
- \* Seat Belts & Reverse Alarm
- \* 8' Steel Tube Core with 6 3/8" x 24" Poly Wafers
- \* Oil Pressure, Water Temperature, Alternator and Brush Lock Indicator Lights
- \* Fuel Gauge and Hour Meter
- \* Power Steering
- \* 2-Wheel Hydraulic Drum Brakes w/Manual Parking Brake
- \* Radial Tires
- \* Servo Controlled Hydraulic Transmission
- \* Hydraulic Controlled Tow Bar w/2" Ball Hitch, Surge Brakes & Tow Lights
- \* Rear Tail Lights
- \* 72 Gal. Water Sprayer System
- \* Brush Lock
- \* Joystick Control
- \* 24 H.P. 4-Cylinder Kubota Diesel Engine

---

**MODEL BB-250-B BROCE BROOM**

List Price

**\$ 37,850**

---

**OPTIONAL EQUIPMENT AVAILABLE**

List Price

Amber Strobe Light.....	\$	345
Front Work Lights .....	\$	340
Rear Work Lights (2 Single Beam).....	\$	235
Turn Signal & Warning Lights.....	\$	355
Engine Shutdown Safety System.....	\$	820
Canopy Windshield.....	\$	1,020
Traffic Horn.....	\$	110

Prices F.O.B. Dodge City, Kansas

We reserve the right to change specifications or price at any time without prior notice or obligation.

Celebrating **55 years** as the leader in construction & road sweepers.

PO Box 1187  
Norman, OK 73070-1187

Sales: (866) 579-2488  
Office: (405) 579-2488

[www.brocebroom.com](http://www.brocebroom.com)



<b>PLEASE NOTE: When options are described as being required, they are not included in the price. For example, a 2 ton dump box trailer requires the tandem axle frame upgrade, therefore the tandem axle frame must be added to the 2 ton trailer pricing</b>	
<b>Description</b>	<b>EFFECTIVE 1/1/2022</b>
<b>Quick Ship Models</b>	<b>LIST</b>
<b>2 Ton Roadway</b> -battery charger and 24 hour timer - only slow moving decals and 5lb fire extinguisher can be added to this model	\$ 19,008
<b>2 Ton Transporter</b> - battery charger package, 24 hour timer, dump box, 16' frame, 16" tires, release agent sprayer basket, LED lighting upgrade, LED night work lights, strobe warning lights, 3 position tool holder	\$ 35,955
<b>4 Ton Transporter</b> - battery charger package, 24 hour timer, dump box, 16' frame, 16" tires, release agent sprayer basket, LED lighting upgrade, LED night work lights, strobe warning lights, 3 position tool holder	\$ 39,529
<b>4 Ton Recycler</b> - battery charger package, dual burner recycling package, 24 hour timer, dump box, 16' frame, 16" tires, release agent sprayer basket, LED lighting upgrade, LED night work lights, strobe warning lights, 3 position tool holder	\$ 45,528
<b>6 Ton Recycler</b> - battery charger package, dual burner recycling package, 24 hour timer, dump box, 19' frame, 16" tires, release agent sprayer basket, LED lighting upgrade, LED night work lights, strobe warning lights, 3 position tool holder	\$ 67,007
<b>Quick Ship Options</b>	
30 gallon heated/insulated tack tank	\$ 4,947
Rejuvenator Spray System - 5.5 HP Motor	\$ 4,362
Rejuvenator spray system hose reel	\$ 957
Pour pot mounting bracket	\$ 219
LP torch with 20lb bracket	\$ 647
plate compactor basket (24"x24")	\$ 394
hoist with 12-volt winch	\$ 3,382
Bomag bvp18/45-2	\$ 3,667
VIBCO GR-1600 Roller	\$ 3,907
spare tire holder	\$ 417
spare tire on 16in wheel	\$ 371
5lb extinguisher	\$ 293
wheel chocks	\$ 227
document holder	\$ 131

slow moving vehicle stickers	\$ 88
<b>Trailers</b>	
<b>1 Ton Mini Trailer</b> - 12-volt battery, single vapor draw propane burner, auto temp, electric brakes with safety breakaway, single axle w/ tubular steel frame , battery charger package- 3,500 lb GVWR, 16" tires, hopper tarp cover, bracket for 30 lb cylinder and shoveling apron, 24 hour timer. Limited options	\$ 14,606
<b>2 Ton Trailer</b> - 12-volt battery, single diesel or vapor draw propane burner, auto temp, VIP, one piece ceramic combustion chamber, electric brakes with safety breakaway, single axle w/ tubular steel frame - 7,000 lb GVWR, 16" tires, manual loading and unloading doors, battery charger package, limited options, 16' frame, 2 red and 1 amber light per side.	\$ 24,073
<b>3 Ton Trailer</b> - 12-volt battery, single diesel or vapor draw propane burner, auto temp, VIP, one piece ceramic combustion chamber, electric brakes with safety breakaway, tandem axle w/ tubular steel frame - 14,000 lb GVWR, 16" tires, manual loading and unloading doors, battery charger package, 16' frame, 2 red and 1 amber light per side	\$ 29,083
<b>4 Ton Trailer</b> - 12-volt battery, single diesel or vapor draw propane burner, auto temp, VIP, one piece ceramic combustion chamber, electric brakes with safety breakaway, tandem axle w/ tubular steel frame - 14,000 lb GVWR, 16" tires, manual loading and unloading doors, battery charger package, 16' frame, 2 red and 1 amber light per side.	\$ 31,353
<b>6 Ton Trailer</b> - 12-volt battery, diesel or vapor draw propane heat source, dual burner recycling package, 24 hour timer, auto temp, dump box,VIP, one piece ceramic combustion chamber, electric brakes with safety breakaway, tandem torsion axle w/ tubular steel frame - 20,000 lb GVWR, 17.5" tires, 19' frame, manual bifold loading doors, manual unloading door, battery charger package, 2 red and 1 amber light per side.	\$ 65,571
oil jacketed hopper (2 to 4 tons)	\$ 5,216
tandem axle frame	\$ 2,471
dump box	\$ 6,292
Dump Box Power Up & Power Down Hydraulic Capability	\$ 652
two diesel burners -includes 24-hour timer	\$ 6,068
two diesel burners -includes 7-day timer	\$ 6,223

two vapor draw propane burners	\$ 6,068
two liquid draw propane burners	\$ 6,291
electric overnight heat - 110V system	\$ 3,011
electric overnight heat - 240V system	\$ 3,436
short frame	\$ 695
extended frame 2 ft - total frame length 18'	\$ 2,625
extended frame 4 ft - total frame length 20'	\$ 3,528
surge brakes	\$ 1,753
<b>Slip-Ins</b>	
<b>2 Ton Slip-in</b> - 12-volt battery, single diesel burner, auto temp, VIP, one piece ceramic combustion chamber, manual loading and unloading doors, shoveling apron, fork pockets, battery charger package- limited options	\$ 18,352
<b>3 Ton Slip-in</b> - 12-volt battery, single diesel burner or vapor draw propane burner, auto temp, VIP, one piece ceramic combustion chamber, hydraulic loading and unloading doors, shoveling apron, fork pockets, battery charger package	\$ 31,392
<b>4 Ton Slip-in</b> - 12-volt battery, single diesel burner or vapor draw propane burner, auto temp, VIP, one piece ceramic combustion chamber, hydraulic loading and unloading doors, shoveling apron, fork pockets, battery charger package	\$ 32,272
<b>5 Ton Slip-in</b> - 12-volt battery, single diesel burner or vapor draw propane burner, auto temp, VIP, one piece ceramic combustion chamber, hydraulic loading and unloading doors, shoveling apron, fork pockets, battery charger package	\$ 40,857
<b>6 Ton Slip-in</b> - 12-volt battery, diesel burner or vapor draw propane burner, dual burner recycling package, 24 hour timer, auto temp, VIP, one piece ceramic combustion chamber, hydraulic loading and unloading doors, shoveling apron, fork pockets, battery charger package	\$ 53,133
<b>8 Ton Slip-in</b> - 12-volt battery, diesel burner or vapor draw propane burner, dual burner recycling package, 24 hour timer, auto temp, VIP, one piece ceramic combustion chamber, hydraulic bifold loading doors , hydraulic unloading door, shoveling apron, fork pockets, battery charger package	\$ 73,678

<b>10 Ton Slip-in</b> - 12-volt battery, dual diesel burner recycling package, 24 hour timer, auto temp, VIP, one piece ceramic combustion chamber, hydraulic bifold loading doors, hydraulic unloading door, shoveling apron, fork pockets, battery charger package	\$ 116,311
Pump for on-board hydraulics	\$ 2,399
Self dumping truck mount chassis	\$ 6,959
hook lift	\$ 5,860
<b>Standalone Tack Distributors</b>	
<b>150 gallon tack trailer</b> - 12-volt battery, single 7,000 lb double eye axle, electric brakes w/safety breakaway, single diesel burner, insulated, 24"x24" clean out port, insulated, (2) LED 4" red S/T/T lights (1 per side), spray system, hose reel, battery charger package, vip, 16" tires	\$ 23,903
<b>150 gallon tack truck mount</b> - 12-volt battery, single diesel burner, 24"x24" clean out port, insulated, spray system, hose reel, battery charger package, vip	\$ 17,317
<b>250 gallon tack trailer</b> - 12-volt battery, single 7,000 lb double eye axle, electric brakes w/safety breakaway, single diesel burner, 24"x24" clean out port, insulated, (2) LED 4" red S/T/T lights (1 per side), spray system, hose reel, battery charger package, vip, 16" tires	\$ 25,964
<b>250 gallon tack truck mount</b> - 12-volt battery, single diesel burner, 24"x24" clean out port, insulated, spray system, hose reel, battery charger package, vip	\$ 18,915
<b>500 gallon tack trailer</b> - 12-volt battery, single diesel burner, insulated, electric brakes w/safety breakaway, tandem axle, 24"x24" clean out port, (2) LED 4" red S/T/T lights (1 per side), spray system, hose reel, battery charger package, vip	\$ 30,728
8' adjustable spray bar	\$ 2,586
electric start	\$ 263
in-cab control for spray bar	\$ 4,354
remote control for spray bar	\$ 355
reversing pump	\$ 5,381
<b>Lighting Options</b>	
night work lights (LED)	\$ 533
arrow board LED	\$ 2,054
arrow stick LED	\$ 1,598
backup lights	\$ 309
warning strobe (rotating beacon)	\$ 579
Extra Marker Lights for Quebec Trailers	\$ 127
<b>Tires</b>	

16" spare tire on wheel	\$ 371
17.5" Spare tire on wheel	\$ 749
spare tire holder	\$ 417
<b>Tack Tank Options</b>	
15 Gallon heated oil jacketed tack tank	\$ 7,744
15 gallon heated/insulated	\$ 4,702
15 gallon non-heated/non-insulated	\$ 2,532
30 Gallon heated Oil-Jacketed tack tank	\$ 8,207
30 gallon heated/insulated	\$ 4,947
30-Gallon non-heated/non-insulated	\$ 1,913
30 gallon insulated/non heated	\$ 2,671
Rejuvenator Spray System - 5.5 HP Motor	\$ 4,362
Rejuv spray system hose reel	\$ 957
<b>Compaction Equipment and Mounting Options</b>	
hoist with 12-volt winch	\$ 3,382
bomag bvp18/45-2	\$ 3,667
bomag bvp18/45-2w	\$ 4,076
plate compactor basket (24"x24")	\$ 394
vibco gr basket (30"x30")	\$ 533
Rear Hydraulic Plate Compactor Basket	\$ 2,200
VIBCO GR-1600 Roller	\$ 3,907
VIBCO GR-3200 Roller	\$ 13,920
<b>Other Equipment Options</b>	
24 hour timer	\$ 440
7 day timer	\$ 579
2ft trailer hitch	\$ 247
3ft trailer hitch	\$ 293
5lb extinguisher	\$ 293
10lb extinguisher	\$ 366
3" Pintle Eye	\$ 154
50/550 thermometer	\$ 564
10K drop leg jack	\$ 425
Additional SRM24 12-Volt Battery	\$ 401
backup alarm	\$ 229
bifold loading doors	\$ 1,742
cold weather package	\$ 1,729
custom color match	\$ 664
document holder	\$ 131
emergency stop button	\$ 494
flaming river disconnect switch	\$ 369
hopper extensions	\$ 610
hopper access step	\$ 309
hour meter	\$ 204

Hydraulic Loading Doors	\$ 2,934
Hydraulic Unloading Door	\$ 2,146
loading door gas assist shocks	\$ 502
lockable battery boxes	\$ 239
LP torch with 20lb bracket	\$ 647
LP torch with 60lb bracket	\$ 1,243
LP torch hose reel	\$ 957
pendant bracket	\$ 71
Pour pot mounting bracket	\$ 219
Railing for Hopper Access Platform	\$ 672
release agent basket	\$ 378
Sight glass for diesel fuel tank	\$ 127
slow moving vehicle stickers	\$ 88
solar battery maintainer	\$ 371
solvent tank	\$ 510
tool box (25x10x10)	\$ 494
Tool Holder - 2-position	\$ 131
Tool Holder - 3-Positions	\$ 148
tool holder - 5 positions	\$ 279
tool holder fender clips (for 2 shovels)	\$ 198
tread plate for open floor extension	\$ 204
Upgrade to 9k Suspension - Tandem Axle Trailer	\$ 1,502
Voltmeter	\$ 88
washdown system with hose reel	\$ 1,976
water tank	\$ 936



# PS 5196

Final Audit Report

2022-10-19

Created:	2022-10-19
By:	Ty Welch (ty.welch@omes.ok.gov)
Status:	Signed
Transaction ID:	CBJCHBCAABAApdSQreLTDomG4uaNm04iH6WD9Sc4mgZ5

## "PS 5196" History

-  Document created by Ty Welch (ty.welch@omes.ok.gov)  
2022-10-19 - 5:09:49 PM GMT- IP address: 165.225.216.117
-  Document emailed to ROBERT GOAD (robert.goad@omes.ok.gov) for signature  
2022-10-19 - 5:10:10 PM GMT
-  Document e-signed by ROBERT GOAD (robert.goad@omes.ok.gov)  
Signature Date: 2022-10-19 - 8:16:57 PM GMT - Time Source: server- IP address: 165.225.216.102
-  Agreement completed.  
2022-10-19 - 8:16:57 PM GMT





# RETAIL DEALER PRICE GUIDE

*EFFECTIVE FEBRUARY 1, 2022*

## ✓ Fast Delivery

*Over 4,500 attachments in stock*

## ✓ Excellent Dealer Support

*Thousands of parts in stock*

## ✓ Large Selection

*Attachments to fit Skid Steers, Excavators, Tractors, Mini-Machines, and Forklifts*

## ✓ Guaranteed Satisfaction

*Buy with the Blue Diamond® Attachments Satisfaction Guarantee*



Download the price guide from the Dealer Portal for the most recent version.  
[dealers.bluediamondattachments.com](https://dealers.bluediamondattachments.com)

Last Modified - 2.14.2022  
Version 1.6

# **Table of Contents**

Blue Diamond Sales T.E.A.M.	page 3
Skid Steer Attachments	page 4-31
Excavator Attachments	page 32-38
Tractor Attachments	page 39-46
Mini-Machine Attachments	page 47-54
Forklift Attachments	page 55
General Accessories	page 56-58



## **Online Parts & Accessories Store -BDAparts.com**

- ◆ Over thousands of parts and accessories in stock for quick delivery
- ◆ In stock UPS orders ship same day, (Must order by 12pm EST)
- ◆ Freight orders - 3 days lead time
- ◆ 24/7 - Order Anytime
- ◆ Dedicated Parts Sales and Support available  
[parts@bdattachments.com](mailto:parts@bdattachments.com) | 888-376-7027



## **Rental Recommended Attachments**

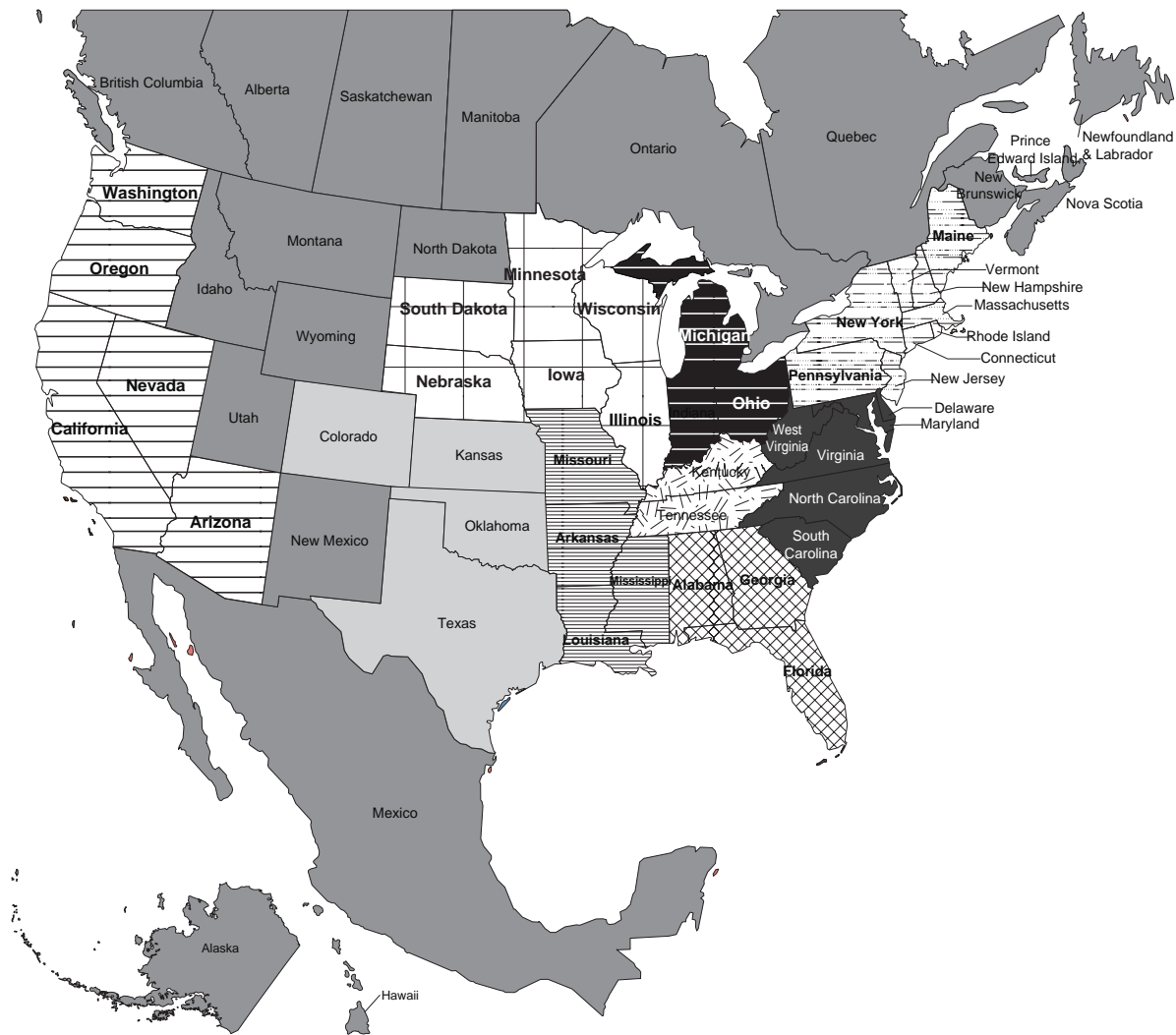
- ◆ Rental Recommendation based on;
  - ◇ Heavily construction, resists damage
  - ◇ Hose routing that keeps hoses out of the way
  - ◇ Versatile, attaches to a variety of machines
  - ◇ Easy to use, minimal training is required












## **Warranty Information**

- ◆ Available Monday-Friday 8am-5pm EST
- ◆ Easy claim filing online at [dealers.bluediamondattachments.com/warranty-policies/](http://dealers.bluediamondattachments.com/warranty-policies/)

# Sales T.E.A.M.



## Outside Sales Representative

-  Chris Love  
865-770-4118
-  TBD
-  Tim Burghardt  
865-643-8146
-  Adam Craig  
865-545-0213
-  Toby Decker  
865-545-0258
-  Steve Parker  
865-684-4820
-  Jason Folsom  
865-545-0167
-  Zach Lewis  
865-545-0227
-  Michael Downing  
865-545-0159

## Inside Sales Representative

-   John Majors  
865-622-7046
-   Joel Carmichael  
865-545-0367
-  Kevin Kitchings  
865-545-0230
-  Kevin Murphy  
865-978-6478
-   Matthew Rochat  
865-545-0238
-   TBD

## SKID STEER ATTACHMENTS

AUGER ADAPTERS .....	5	LAND PLANE.....	22
AUGER EXTENSIONS.....	5	LOG GRAPPLE .....	22
AUGER BITS .....	6-7	LOG SPLITTERS.....	22
AUGER DRIVE, EXTREME DUTY .....	6	MATERIAL ROLLER.....	23
BACKHOE .....	7	MATERIAL SPREADER, HEAVY DUTY.....	23
BALE SQUEEZE .....	7	MOUNT PLATES.....	23
BLADE, 6-WAY DOZER .....	8	POST DRIVER, VIBRATORY .....	24
BLADE, MULTI, HEAVY DUTY .....	8	POWER RAKE, HEAVY DUTY SERIES 2 .....	25
BREAKER, HYDRAULIC .....	9	POWER RAKE, EXTREME DUTY .....	25
BOOM, ANGLE SEVERE DUTY .....	9	POWER RAKE, SEVERE DUTY SERIES 3 .....	26
BROOM, ANGLE HEAVY DUTY, SERIES 2.....	10	RIPPER .....	26
BROOM, PICKUP SERIES 2.....	10	ROAD SAW .....	26
BROOM, PUSH .....	11	ROCK AND CONCRETE GRINDER.....	26
BRUSH CUTTER, 84" DUAL SPINDLE .....	10	ROOF TRUSS JIB .....	27
BRUSH CUTTER, HEAVY DUTY .....	11	ROOT RAKE, SEVERE DUTY .....	25
BRUSH CUTTER, EXTREME DUTY .....	11	ROTOTILLER.....	25-26
BRUSH CUTTER, SEVERE DUTY.....	11	ROOT RAKE.....	27
BRUSH CUTTER, SWING ARM.....	11	SILAGE DEFACER.....	27
BUCKET, 4-IN-1 .....	12	SILT FENCE INSTALLER.....	27
BUCKET, DISPENSING .....	12	SNOW BLOWER.....	27
BUCKET, DUMPSTER .....	12	SNOW PLOW - AUTOWING .....	28
BUCKET, FRONT DUMP .....	12	SNOW PLOW, V-BLADE .....	28
BUCKET, ROCK.....	12	SNOW PUSHER, STANDARD/HEAVY DUTY.....	28
BUCKET, GENERAL PURPOSE.....	13	SOD ROLLER.....	29
BUCKET, LOW PROFILE, SEVERE DUTY .....	13	STUMP GRINDER.....	29
BUCKET, SCREENING .....	14	STUMP GRINDER, SWING ARM.....	30
BUCKET, SLAB.....	14	TRAILER SPOTTER.....	30
BUCKET, STUMP .....	14	TREE BOOM .....	30
BUCKET, SNOW & MULCH .....	14-15	TREE GRUBBER, EXTREME DUTY .....	30
BUCKET, UTILITY .....	15	TREE PULLER.....	30
BUCKET, UTILITY, HIGH-CAPACITY .....	16	TREE SHEAR .....	30
BUCKET, UTILITY, HIGH-CAPACITY, HIGH-BACK .....	16	TRENCHER .....	30-31
COLD PLANER.....	17	VIBRATORY ROLLER .....	31
COUPLER, HYDRAULIC.....	18		
DISC MULCHER.....	18		
DRUM MULCHER .....	18		
FORK, NURSERY .....	18		
FORK, PALLET.....	19-20		
GRAPPLE, BUCKET.....	20		
GRAPPLE, RAKE .....	21		
GRAPPLE, ROCK BUCKET .....	21		
GRAPPLE, ROOT BUCKET .....	21-22		
HAY ACCUMULATOR.....	22		
HAY SPEAR .....	22		

## AUGER -ADAPTERS

PRODUCT #	MODEL	WEIGHT	RETAIL
205105	2" HEX FEMALE TO 2" 9/16 RD MALE	20 LBS	\$354.00
205110	2" HEX FEMALE TO 2" RD MALE	17 LBS	\$478.00
205111	2" HEX FEMALE TO 2 1/2" HEX MALE	35 LBS	\$836.00
205115	2" 9/16 RD FEMALE TO 2" HEX MALE	15 LBS	\$490.00
205120	2" 9/16 RD FEMALE TO 2" RD MALE	13 LBS	\$420.00
205125	2" RD FEMALE TO 2" HEX MALE	12 LBS	\$420.00
205130	2" RD FEMALE TO 2" 9/16 RD MALE	13 LBS	\$420.00
205135	2.5" HEX FEMALE TO 2" HEX MALE	43 LBS	\$992.00
205136	2 5/8" HEX FEMALE TO 2" HEX MALE	43 LBS	\$1,104.00
<i>First dimension fits drive, second dimension fits bit; cannot be reversed.</i>			

## AUGER -EXTENSION -FIXED

PRODUCT #	MODEL	WEIGHT	RETAIL
205375	FIXED, 2" HEX 48" LONG	58 LBS	\$710.00
205377	FIXED, 2 9/16" ROUND 48" LONG	77 LBS	\$816.00
205380	FIXED, 2" HEX 72" LONG	84 LBS	\$1,057.00
205370	FIXED, 2" HEX 24" LONG	32 LBS	\$527.00
205365	FIXED, 2" HEX 12" LONG	20 LBS	\$437.00
205369	FIXED, 2 9/16" ROUND 18" LONG	40 LBS	\$485.00
205371	FIXED, 2" ROUND 24" LONG	57 LBS	\$448.00
205382	FIXED, 2 9/16" ROUND 72" LONG	110 LBS	\$1,079.00
205372	FIXED, 2 9/16" ROUND 24" LONG	40 LBS	\$555.00
205367	FIXED, 2 9/16" ROUND 12" LONG	21 LBS	\$437.00
205373	FIXED, 2" ROUND 48" LONG	40 LBS	\$447.00
<i>Single hole allows it to be used at full-length only. 9" bits and larger.</i>			



## AUGER -EXTENSION -VARIABLE

PRODUCT #	MODEL	WEIGHT	RETAIL
205320	VARIABLE, 2" HEX 48" LONG	56 LBS	\$902.00
205325	VARIABLE, 2" HEX 72" LONG	77 LBS	\$1,159.00
205315	VARIABLE, 2" HEX 24" LONG	34 LBS	\$649.00
205347	VARIABLE, 2 9/16" ROUND 72"	84 LBS	\$891.00
205335	VARIABLE, 2 9/16" ROUND 48" LONG	74 LBS	\$902.00
205317	VARIABLE, 2 9/16" ROUND 24" LONG	40 LBS	\$649.00
205312	VARIABLE, 2 9/16" ROUND 12" LONG	21 LBS	\$506.00
205334	VARIABLE, 2" ROUND 48" LONG	46 LBS	\$694.00
<i>Hole every 12" allows it to be used in various positions, 9" and bigger bits only.</i>			



## AUGER BITS - HEAVY DUTY

Listed as 2" Hex Collars.

Also available in 2" Round & 2 9/16" Round Collars



PRODUCT #	MODEL	WEIGHT	RETAIL
*105105	4" DIAMETER, HEAVY DUTY, W/2" HEX	37 LBS	\$489.00
*105110	6" DIAMETER, HEAVY DUTY, W/2" HEX	45 LBS	\$495.00
105115	8" DIAMETER, HEAVY DUTY, W/2" HEX	76 LBS	\$710.00
*105120	9" DIAMETER, HEAVY DUTY, W/2" HEX	85 LBS	\$749.00
105125	10" DIAMETER, HEAVY DUTY, W/2" HEX	100 LBS	\$873.00
*105130	12" DIAMETER, HEAVY DUTY, W/2" HEX	113 LBS	\$897.00
*105135	15" DIAMETER, HEAVY DUTY, W/2" HEX	132 LBS	\$1,063.00
105140	16" DIAMETER, HEAVY DUTY, W/2" HEX	136 LBS	\$1,112.00
*105145	18" DIAMETER, HEAVY DUTY, W/2" HEX	166 LBS	\$1,295.00
105147	20" DIAMETER, HEAVY DUTY, W/2" HEX	182 LBS	\$1,510.00
*105150	24" DIAMETER, HEAVY DUTY, W/2" HEX	210 LBS	\$1,647.00
*105155	30" DIAMETER, HEAVY DUTY, W/2" HEX	278 LBS	\$2,304.00
*105160	36" DIAMETER, HEAVY DUTY, W/2" HEX	372 LBS	\$2,819.00
*Typically in Stock   Bolt-on teeth, fabricated head.			



## AUGER BITS - HEAVY DUTY W/CAST HEAD

Listed as 2" Hex Collars.

Also available in 2" Round & 2 9/16" Round Collars



PRODUCT #	MODEL	WEIGHT	RETAIL
*105205	6" DIAMETER, CAST HEAD, W/2" HEX	45 LBS	\$666.00
105208	8" DIAMETER, CAST HEAD, W/2" HEX	90 LBS	\$924.00
*105210	9" DIAMETER, CAST HEAD, W/2" HEX	98 LBS	\$1,000.00
105215	10" DIAMETER, CAST HEAD, W/2" HEX	113 LBS	\$1,071.00
105220	12" DIAMETER, CAST HEAD, W/2" HEX	128 LBS	\$1,130.00
*105225	15" DIAMETER, CAST HEAD, W/2" HEX	139 LBS	\$1,366.00
105230	16" DIAMETER, CAST HEAD, W/2" HEX	167 LBS	\$1,421.00
*105235	18" DIAMETER, CAST HEAD, W/2" HEX	204 LBS	\$1,562.00
105237	20" DIAMETER, CAST HEAD, W/2" HEX	231 LBS	\$1,844.00
*105239	24" DIAMETER, CAST HEAD, W/2" HEX	272 LBS	\$2,256.00
*105241	30" DIAMETER, CAST HEAD, W/2" HEX	312 LBS	\$2,922.00
*105243	36" DIAMETER, CAST HEAD, W/2" HEX	430 LBS	\$3,411.00
105245	42" DIAMETER, CAST HEAD, W/2" HEX	460 LBS	\$5,298.00
105250	48" DIAMETER, CAST HEAD, W/2" HEX	550 LBS	\$5,298.00
*Typically in Stock   For difficult ground, push-in-teeth, cast head			



## AUGER DRIVE -EXTREME DUTY - SERIES 2



PRODUCT #	MODEL	BEST FLOW	WEIGHT	RETAIL
305705	EX1, W/2" HEX SHAFT	8-11 GPM	101 LBS	\$3,851.00
305708	EX2, W/2" HEX SHAFT	12-16 GPM	123 LBS	\$3,945.00
305712	EX3, W/2" HEX SHAFT	17-26 GPM	123 LBS	\$3,947.00
305715	EX4, W/2" HEX SHAFT	19-23 GPM	125 LBS	\$4,133.00
305720	EX4HF, W/2" HEX SHAFT	21-26 GPM	180 LBS	\$6,089.00
305725	EX5HF, W/2 1/2" HEX SHAFT	21-26 GPM	462 LBS	\$7,426.00
305728	EX6HF, W/2 1/2" HEX SHAFT	29-32 GPM	-	\$7,564.00
305730	EX7HF, W/2 1/2" HEX SHAFT	33-36 GPM	-	\$7,589.00
Includes hoses, couplers & mount. Planetary drive, 4-year warranty.				



## AUGER BITS - TREE BIT

Listed as 2" Hex Collars.

Also available in 2" Round & 2 9/16" Round Collars



PRODUCT #	MODEL	WEIGHT	RETAIL
105405	18-9" DIAMETER, TREE, W/2" HEX	70 LBS	\$1,133.00
105410	24-12" DIAMETER, TREE, W/2" HEX	66 LBS	\$1,526.00
105415	30-15" DIAMETER, TREE, W/2" HEX	102 LBS	\$1,856.00
105420	36-18" DIAMETER, TREE, W/2" HEX	134 LBS	\$2,222.00
105425	42-18" DIAMETER, TREE, W/2" HEX	203 LBS	\$3,518.00
105430	48-24" DIAMETER, TREE, W/2" HEX	201 LBS	\$4,543.00
*Typically in Stock   Tapered			



## AUGER BITS - ROCK BIT

Listed as 2" Hex Collars.

Also available in 2" Round & 2 9/16" Round Collars



PRODUCT #	MODEL	WEIGHT	RETAIL
*105305	4" DIAMETER, ROCK, W/2" HEX	70 LBS	\$1,284.00
105310	6" DIAMETER, ROCK, W/2" HEX	66 LBS	\$1,462.00
*105320	9" DIAMETER, ROCK, W/2" HEX	102 LBS	\$2,660.00
105330	12" DIAMETER, ROCK, W/2" HEX	134 LBS	\$2,727.00
105340	16" DIAMETER, W/2" HEX	203 LBS	\$3,060.00
*105345	18" DIAMETER, ROCK, W/2" HEX	201 LBS	\$3,436.00
105350	24" DIAMETER, ROCK, W/2" HEX	291 LBS	\$4,100.00
*105355	30" DIAMETER, ROCK, W/2" HEX	340 LBS	\$4,692.00
*105360	36" DIAMETER, ROCK, W/2" HEX	395 LBS	\$5,460.00
*Typically in Stock   For solid rock (Requires minimum 3,000 lbs down pressure)			



## BACKHOE

PRODUCT #	MODEL	WEIGHT	RETAIL
130005	BACKHOE, HYD (NO BUCKET)	391 LBS	\$2,964.00
130009	8" BACKHOE BUCKET	103 LBS	\$909.00
130010	9" BACKHOE BUCKET	103 LBS	\$939.00
130015	12" BACKHOE BUCKET	139 LBS	\$987.00
130020	18" BACKHOE BUCKET	169 LBS	\$1,209.00
130025	24" BACKHOE BUCKET	202 LBS	\$1,319.00
130027	30" BACKHOE BUCKET	202 LBS	\$1,426.00
Features: 3 1/2" bore, 20" stroke cylinder, large capacity bucket (hose & couplers included)			



## BALE SQUEEZE -HYDRAULIC ROUND

PRODUCT #	MODEL	WEIGHT	RETAIL
111105	BALE SQUEEZE 2,000 CAPACITY	400 LBS	\$3,746.00
211110	OPTIONAL BOLT-ON GRIPPERS (REQUIRES 2)	60 LBS	\$354.35
Features: Handles round bales, hoses & couplers included. Opens to 70", Euro/Global mount available. Optional grippers help when handling wet or plastic wrapped bales.			



## BLADES- HEAVY DUTY MULTI-BLADE SERIES 2

For snow or light dirt work, trip lockout, variable down pressure, includes corner markers and oscillation. 28" Tall.

PRODUCT #	MODEL	ANGLED WIDTH	WEIGHT	RETAIL
123470	84" MULTI-BLADE	72.5"	901 LBS	\$8,517.00
123475	96" MULTI-BLADE	83"	946 LBS	\$8,802.00
123480	108" MULTI-BLADE	93"	986 LBS	\$9,789.00
123485	120" MULTI-BLADE	104"	1,016 LBS	\$10,980.00




## BLADES- STANDARD DUTY MULTI-BLADE SERIES 2

PRODUCT #	MODEL	ANGLED WIDTH	WEIGHT	RETAIL
123415	72" MULTI-BLADE	62 1/4"	560 LBS	\$5,458.00
123420	84" MULTI-BLADE	72 1/2"	590 LBS	\$5,687.00
<i>For snow or light dirt work, trip lockout, variable down pressure, includes corner markers and oscillation. 22" Tall.</i>				

## BLADES- 6-WAY DOZER

PRODUCT #	MODEL	WEIGHT	RETAIL
123065	HEAVY DUTY 72", 62 1/4" ANGLED WIDTH	1,012 LBS	\$10,120.00
123070	HEAVY DUTY 84", 72 1/2" ANGLED WIDTH	1,040 LBS	\$10,205.00
123075	HEAVY DUTY 96", 82 7/8" ANGLED WIDTH	1,068 LBS	\$10,449.00
223700	TRIP SPRINGS KIT (SET OF 4)	12 LBS	\$218.05
200010	UNIVERSAL CONTROL HARNESS	2 LBS	\$331.63
216900	OEM 14-PIN HARNESS (SPECIFY MACHINE)	1 LBS	\$225.00
*216916	OEM 9-PIN JD HARNESS	2 LBS	\$260.19
*216905	OEM 8-PIN CAT HARNESS	3 LBS	\$429.30
*216950	OEM 7-PIN BOBCAT HARNESS	1 LBS	\$742.16
200011	OEM EXTENSION HARNESS	1 LBS	\$175.94
<i>*Requires PN 200011 OEM extension harness. Hose &amp; Couplers included. 22" high blade, blade trips by removing 2 pins &amp; adding trip springs. Height extensions available for snow</i>			



## BREAKERS, HYDRAULIC (HAMMERS)



PRODUCT #	MODEL	MAX FLOW	ENERGY CLASS	WEIGHT	RETAIL
135005	HB50	7	100	132 LBS	\$4,600.00
135009	HB95	11	200	209 LBS	\$5,332.00
135016	HB165	13	400	330 LBS	\$7,407.00
135021	HB210	16	500	463 LBS	\$9,725.00
135030	HB300	21.2	700	661 LBS	\$12,532.00
135040	HB400	29.2	1,000	882 LBS	\$13,630.00
135053	HB530	32	1,200	1,168 LBS	\$22,208.00
135209	HB95 MOUNT, SKID STEER			391 LBS	\$923.00
135212	HB165 MOUNT, SKID STEER			103 LBS	\$923.00
135220	HB210 MOUNT, SKID STEER			139 LBS	\$885.00
135230	HB300 MOUNT, SKID STEER			169 LBS	\$878.00
135240	HB400/530 MOUNT, SKID STEER			202 LBS	\$947.00
135425	HOSE KIT FOR HB95-210			15 LBS	\$583.00
135430	HOSE KIT FOR HB300			15 LBS	\$746.00
135435	HOSE KIT FOR 400-530			20 LBS	\$817.00
<i>Specify breaker, mount, tool, &amp; hoses. Note: Universal hose length may not fit all machines. Customer is responsible for any hose modifications. One free tool included with breaker purchase (see p. 57 for tools). 3 year warranty, monoblock design, self-regulated flow and pressure.</i>					





## BROOMS-ANGLE SEVERE DUTY



PRODUCT #	MODEL	ANGLED WIDTH	WEIGHT	RETAIL
116408	60" MANUAL, FULL ANGLE, WAFERS	52"	970 LBS	\$8,817.00
116413	72" MANUAL	62.4"	1,045 LBS	\$9,371.00
116418	84" MANUAL	72.8"	1,275 LBS	\$9,633.00
116410	60" HYDRAULIC, FULL ANGLE, WAFERS	52"	1,025 LBS	\$10,157.00
116415	72" HYDRAULIC	62.4"	917 LBS	\$10,446.00
116420	84" HYDRAULIC	72.8"	980 LBS	\$10,799.00
116425	96" HYDRAULIC	83.18"	1,030 LBS	\$11,180.00
216810	WIRE HARNESS SD SERIES 2 BROOM UNIV. CONNECTOR FOR BATTERY CONNECTION		-	\$1,188.20
216811	BROOM HYD ANGLE ROTARY, WIRING HARNESS - 14 PIN		-	\$287.55
216812	BROOM HYD ANGLE ROTARY, WIRING HARNESS - 8 PIN		-	\$287.55
216820	WIRE HARNESS SD SERIES 2 BROOM BOBCAT 8 PIN CONNECTOR		-	\$660.39
Includes poly/steel bristles, couplers, floating quick attach. OEM harness sold separately. Flow range 15-25 GPM. 30° angle, 32" diameter bristles.				



## BROOMS-ANGLE HEAVY DUTY - SERIES 2

PRODUCT #	MODEL	WEIGHT	RETAIL
116207	60" MANUAL ANGLE	755 LBS	\$6,018.00
116212	72" MANUAL ANGLE	815 LBS	\$6,224.00
116217	84" MANUAL ANGLE	875 LBS	\$6,404.00
116222	96" MANUAL ANGLE	980 LBS	\$7,282.00
116205	60" HYDRAULIC ANGLE (REQ WIRING HARNESS)	1,300 LBS	\$7,335.00
116210	72" HYDRAULIC ANGLE (REQ WIRING HARNESS)	1,450 LBS	\$7,524.00
116215	84" HYDRAULIC ANGLE (REQ WIRING HARNESS)	850 LBS	\$8,033.00
116220	96" HYDRAULIC ANGLE (REQ WIRING HARNESS)	1,015 LBS	\$8,586.00
316154	ANGLE HD 2 WATER KIT FOR 60"	20 LBS	\$1,983.00
316156	ANGLE HD 2 WATER KIT FOR 72"	20 LBS	\$2,007.00
316158	ANGLE HD 2 WATER KIT FOR 84"	20 LBS	\$2,031.00
316160	ANGLE HD 2 WATER KIT FOR 96"	20 LBS	\$2,081.00
200010	UNIVERSAL WIRE HARNESS	2 LBS	\$331.63
216900	*14 PIN HARNESS	2 LBS	\$225.00
216905	*CAT 8-PIN	2 LBS	\$429.30
216950	*BOBCAT 7-PIN	2 LBS	\$742.16
200011	OEM EXTENSION HARNESS	2 LBS	\$175.94
Includes poly/steel bristles, floating quick attach. Wiring harness sold separately. Flow range 15-25 GPM. 30° angle, 26" diameter bristles. *REQ PN200011 extension. Water kit req's 116152 mounting bracket.			



## BROOMS-PICK UP -SERIES 2



PRODUCT #	MODEL	WEIGHT	RETAIL
116512	60" PICKUP BROOM, SERIES 2	945 LBS	\$10,411.00
116517	72" PICKUP BROOM, SERIES 2	1,390 LBS	\$11,060.00
116522	84" PICKUP BROOM, SERIES 2	1,585 LBS	\$11,999.00
116527	96" PICKUP BROOM, SERIES 2	1,765 LBS	\$12,700.00
316571	PICKUP BROOM 2 WATER KIT FOR 60"	30 LBS	\$2,463.00
316573	PICKUP BROOM 2 WATER KIT FOR 72"	30 LBS	\$2,463.00
316576	PICKUP BROOM 2 WATER KIT FOR 84"	30 LBS	\$2,463.00
316579	PICKUP BROOM 2 WATER KIT FOR 96"	30 LBS	\$2,463.00
116555	GUTTER BRUSH	128 LBS	\$2,304.00
Includes poly/steel bristles, hose & couplers included. For construction & road work. Flow range 15-25 GPM. 26" diameter bristles. Electrical wiring harness (200010) included for water kit.			



## BROOMS-PUSH HEAVY DUTY & STANDARD DUTY

PRODUCT #	MODEL	WEIGHT	RETAIL
316030	60" STANDARD DUTY	271 LBS	\$3,346.00
316035	72" STANDARD DUTY	341 LBS	\$3,552.00
316040	60" PUSH HEAVY DUTY	426 LBS	\$3,412.00
316045	72" PUSH HEAVY DUTY	459 LBS	\$3,870.00
316055	96" PUSH HEAVY DUTY	535 LBS	\$4,781.00
116020	FORKLIFT MOUNT (HD MODEL REQ 116027)	52 LBS	\$504.00
Specify broom & mount. 11" bristle height. Does not angle. Prices shown for universal skid steer mount. Other mounts available - call for pricing.			



## BRUSH CUTTERS - DUAL SPINDLE MOTOR

PRODUCT #	MODEL	REQ FLOW	WEIGHT	RETAIL
103920	84" DUAL 80CC MOTOR	15-22 GPM	1,865 LBS	\$18,802.00
103930	84" DUAL 125 CC MOTOR	23-30 GPM	1,865 LBS	\$18,817.00
Includes couplers, direct drive, cuts 3" material. 1 year warranty.				



## BRUSH CUTTERS - HEAVY DUTY

PRODUCT #	MODEL	REQ FLOW	WEIGHT	RETAIL
103004	60" HD BRUSH CUTTER	11-16 GPM	940 LBS	\$8,944.00
103007	60" HD BRUSH CUTTER	16-26 GPM	940 LBS	\$8,944.00
103012	72" HD BRUSH CUTTER	16-26 GPM	1,220 LBS	\$9,530.00
Includes couplers, direct drive, 1/4" deck, cuts 3" material. 1 year warranty. 3 blades. MUST ONLY BE USED ON MACHINES WITH SAFETY WINDSHIELDS				



## BRUSH CUTTERS - EXTREME DUTY CLOSED / OPEN FRONT



PRODUCT #	MODEL	REQ FLOW	WEIGHT	RETAIL
103015	60" LOW FLOW-CLOSED FRONT	16-26 GPM	1,170 LBS	\$9,594.00
103020	72" LOW FLOW-CLOSED FRONT	16-26 GPM	1,617 LBS	\$11,398.00
103016	60" LOW FLOW-OPEN FRONT	16-26 GPM	1,220 LBS	\$11,206.00
103025	72" LOW FLOW-OPEN FRONT	16-26 GPM	1,547 LBS	\$12,915.00
103017	60" HIGH FLOW-OPEN FRONT	27-40 GPM	1,220 LBS	\$13,798.00
103023	72" HIGH FLOW-CLOSED FRONT	27-35 GPM	1,585 LBS	\$13,882.00
103024	72" HIGH FLOW-CLOSED FRONT	36-45 GPM	1,585 LBS	\$13,895.00
103030	72" HIGH FLOW-OPEN FRONT	27-35 GPM	1,555 LBS	\$15,403.00
103032	72" HIGH FLOW-OPEN FRONT	36-45 GPM	1,555 LBS	\$15,403.00
Cuts up to 5" trees on low flow, 4 blades on 72" (Includes low flow couplers, direct drive, 1/4" deck, cutaway back. 1 year warranty. (High-flow req large couplers)				



## BRUSH CUTTERS - SEVERE DUTY

PRODUCT #	MODEL	REQ FLOW	WEIGHT	RETAIL
103120	72" SEVERE DUTY, 150CC	16-26 GPM	1,957 LBS	\$19,266.00
103125	72" SEVERE DUTY, 200CC	27-35 GPM	1,957 LBS	\$19,273.00
103130	72" SEVERE DUTY, 250CC	36-45 GPM	1,957 LBS	\$19,273.00
Over 500 lb blade carrier, high torque piston motor, visible pressure gauge & 10" cut capacity. Includes couplers & female case drain.				



## BRUSH CUTTERS - SWING ARM

PRODUCT #	MODEL	REQ FLOW	WEIGHT	RETAIL
103870	BRUSH CUTTER SWING ARM	14-20	845 LBS	\$16,951.00
103875	BRUSH CUTTER SWING ARM	17-30	845 LBS	\$17,931.00
103885	UNIVERSAL WIRE HARNESS		65 LBS	\$862.00
103887	14 PIN WIRE HARNESS		54 LBS	\$479.00
103889	8-PIN WIRE HARNESS		54 LBS	\$576.00
Required wire harness & case drain.				



## BUCKETS- 4-IN-1

Heavy duty cyclinders, replaceable edge-on blade.  
Includes hose & couplers. Pilot operated check valve & teeth available.



PRODUCT #	MODEL	STRUCK CAP.	WEIGHT	RETAIL
108780	66" 4-IN-1, W/SMOOTH EDGE	13.9 CU FT	862 LBS	\$5,074.00
108785	72" 4-IN-1, W/SMOOTH EDGE	15.2 CU FT	908 LBS	\$5,385.00
108790	78" 4-IN-1, W/SMOOTH EDGE	16.5 CU FT	979 LBS	\$5,472.00
108795	84" 4-IN-1, W/SMOOTH EDGE	17.7 CU FT	1,004 LBS	\$5,814.00
108776	60" 4-IN-1, W/TEETH	12 CU FT	855 LBS	\$5,614.00
108781	66" 4-IN-1, W/TEETH	13.9 CU FT	750 LBS	\$5,807.00
108786	72" 4-IN-1, W/TEETH	15.2 CU FT	981 LBS	\$5,861.00
108791	78" 4-IN-1, W/TEETH	16.5 CU FT	959 LBS	\$6,088.00
108796	84" 4-IN-1, W/TEETH	17.7 CU FT	932 LBS	\$6,590.00

## BUCKETS- DISPENSING

Carry and pour flowable materials



PRODUCT #	MODEL	WEIGHT	RETAIL
110005	1/2 YARD DISPENSING BUCKET	393 LBS	\$2,190.00
110010	1/2 YARD DISPENSING BUCKET W/HYDRAULIC DOOR	403 LBS	\$2,636.00
110035	3/4 YARD DISPENSING BUCKET	452 LBS	\$2,079.00
110040	3/4 YARD DISPENSING BUCKET W/HYDRAULIC DOOR	477 LBS	\$2,894.00

## BUCKETS- DUMPSTER

Excellent trash hopper for jobsites



PRODUCT #	MODEL	STRUCK CAP.	WEIGHT	RETAIL
108898	50" DUMPSTER BUCKET	27.6 CU FT	360 LBS	\$1,140.00
108899	66" DUMPSTER BUCKET	37.3 CU FT	430 LBS	\$1,447.00
108900	72" DUMPSTER BUCKET	40.5 CU FT	510 LBS	\$1,499.00
108902	84" DUMPSTER BUCKET	47.3 CU FT	595 LBS	\$1,791.00

## BUCKETS- FRONT DUMP

High-capacity, heavy duty cylinders. Includes hose & couplers.

PRODUCT #	MODEL	STRUCK CAP.	WEIGHT	RETAIL
108801	72" FRONT DUMP BUCKET	25.1 CU FT	935 LBS	\$6,544.00
108803	78" FRONT DUMP BUCKET	27.1 CU FT	965 LBS	\$6,886.00
108805	84" FRONT DUMP BUCKET	29.1 CU FT	1,009 LBS	\$7,229.00
108815	96" FRONT DUMP BUCKET	48.1 CU FT	1,100 LBS	\$7,968.00



## BUCKETS-ROCK

3" tine spacing, gusseted tips. A36 steel powder coated paint. Grapple kit available.

PRODUCT #	MODEL	TINE THICKNESS	WEIGHT	RETAIL
108320	66" STANDARD DUTY ROCK BUCKET	3/8"	424 LBS	\$3,255.00
108335	72" STANDARD DUTY ROCK BUCKET	3/8"	465 LBS	\$3,674.00
108350	78" STANDARD DUTY ROCK BUCKET	3/8"	-	\$3,837.00
108405	66" EXTREME DUTY ROCK BUCKET	1/2"	615 LBS	\$3,796.00
108410	72" EXTREME DUTY ROCK BUCKET	1/2"	650 LBS	\$4,159.00
108415	78" EXTREME DUTY ROCK BUCKET	1/2"	650 LBS	\$4,495.00
108420	84" EXTREME DUTY ROCK BUCKET	1/2"	690 LBS	\$4,542.00



## BUCKETS- GENERAL PURPOSE

PRODUCT #	MODEL	STRUCK CAP.	WEIGHT	RETAIL
108090	60" LOW PROFILE-SMOOTH	10.8 CU FT	334 LBS	\$1,146.00
108095	60" LOW PROFILE-TOOTH	10.8 CU FT	384 LBS	\$1,278.00
108100	66" LOW PROFILE-SMOOTH	12.2 CU FT	354 LBS	\$1,219.00
108105	66" LOW PROFILE-TOOTH	12.2 CU FT	409 LBS	\$1,554.00
108110	72" LOW PROFILE-SMOOTH	13.2 CU FT	378 LBS	\$1,339.00
108115	72" LOW PROFILE-TOOTH	13.2 CU FT	437 LBS	\$1,689.00
108120	78" LOW PROFILE-SMOOTH	14.3 CU FT	408 LBS	\$1,411.00
108125	78" LOW PROFILE-TOOTH	14.3 CU FT	531 LBS	\$1,917.00
108130	84" LOW PROFILE-SMOOTH	15.7 CU FT	436 LBS	\$1,539.00
108135	84" LOW PROFILE-TOOTH	15.7 CU FT	515 LBS	\$1,983.00
108140	60" LOW PROFILE-LONG BOTTOM-SMOOTH	15.7 CU FT	385 LBS	\$1,291.00
108145	60" LOW PROFILE-LONG BOTTOM-TOOTH	15.7 CU FT	434 LBS	\$1,445.00
108150	66" LOW PROFILE-LONG BOTTOM-SMOOTH	17.3 CU FT	426 LBS	\$1,398.00
108155	66" LOW PROFILE-LONG BOTTOM-TOOTH	17.3 CU FT	472 LBS	\$1,621.00
108160	72" LOW PROFILE-LONG BOTTOM-SMOOTH	18.6 CU FT	446 LBS	\$1,436.00
108165	72" LOW PROFILE-LONG BOTTOM-TOOTH	18.6 CU FT	505 LBS	\$1,776.00
108170	78" LOW PROFILE-LONG BOTTOM-SMOOTH	20 CU FT	441 LBS	\$1,779.00
108180	84" LOW PROFILE-LONG BOTTOM-SMOOTH	22 CU FT	505 LBS	\$2,122.00

60" - 3/16" wrap, 72" 1/4" wrap. 3/4" cutting edge, heavy duty cast teeth, 1/2" wear bars. See p.56-57 for bolt-on edge & toothbar pricing. **NOT RECOMMENDED FOR TRACK MACHINES.**



## BUCKETS- LOW PROFILE SEVERE DUTY

PRODUCT #	MODEL	STRUCK CAP.	WEIGHT	RETAIL
108260	66" LOW PROFILE, SD, SMOOTH	11.4 CU FT	650 LBS	\$2,241.00
108263	66" LOW PROFILE, SD, TOOTH	11.4 CU FT	675 LBS	\$2,222.00
108270	72" LOW PROFILE, SD SMOOTH	11 CU FT	710 LBS	\$2,431.00
108273	72" LOW PROFILE, SD TOOTH	11 CU FT	724 LBS	\$2,359.00
108275	78" LOW PROFILE, SD SMOOTH	12 CU FT	690 LBS	\$2,637.00
108277	78" LOW PROFILE, SD TOOTH	12 CU FT	757 LBS	\$2,479.00
108280	84" LOW PROFILE, SD SMOOTH	12.9 CU FT	738 LBS	\$2,738.00
108282	84" LOW PROFILE, SD TOOTH	12.9 CU FT	813 LBS	\$2,711.00
108283	90" LOW PROFILE, SD TOOTH	18.8 CU FT	925 LBS	\$2,829.00
108284	72" LOW PROFILE, SD SMOOTH-LONG BOTTOM	15.2 CU FT	732 LBS	\$2,455.00
108285	72" LOW PROFILE, SD TOOTH-LONG BOTTOM	15.2 CU FT	774 LBS	\$2,481.00
108286	78" LOW PROFILE, SD SMOOTH-LONG BOTTOM	16.47 CU FT	759 LBS	\$2,486.00
108287	78" LOW PROFILE, SD TOOTH-LONG BOTTOM	16.47 CU FT	826 LBS	\$2,684.00
108290	84" LOW PROFILE, SD SMOOTH-LONG BOTTOM	17.74 CU FT	848 LBS	\$2,904.00
108293	84" LOW PROFILE, SD TOOTH-LONG BOTTOM	17.74 CU FT	965 LBS	\$2,875.00
108296	90" LOW PROFILE, SD SMOOTH-LONG BOTTOM	18.8 CU FT	875 LBS	\$3,008.00

1/4" double-layer back, 1/2" bottom, 1" cutting edge (tooth only). Heavy duty cast replaceable teeth, smooth comes with bolt-on edge. See p.56-57 for bolt-on edge & toothbar pricing.





## BUCKETS- SCREENING

PRODUCT #	MODEL	WEIGHT	RETAIL
145010	47" SKID STEER (REQ MOUNT)	860 LBS	\$19,537.00
145015	60" SKID STEER (REQ MOUNT)	1,320 LBS	\$25,129.00
145050	SCREENING BUCKET MOUNT SKID STEER	95 LBS	\$836.00



## BUCKETS- SLAB

PRODUCT #	MODEL	WEIGHT	RETAIL
108895	SLAB BUCKET	600 LBS	\$3,890.00



## BUCKETS- STUMP

PRODUCT #	MODEL	WEIGHT	RETAIL
102015	STUMP BUCKET, SEVERE DUTY CURVED BOTTOM	443 LBS	\$1,607.00
102006	STUMP BUCKET, EXTREME W/GRAPPLE	475 LBS	\$3,297.00
102008	STUMP BUCKET, EXTREME W/GRAPPLE, NO TEETH	535 LBS	\$2,890.00
102010	STUMP BUCKET, EXTREME GRAPPLE KIT	156 LBS	\$1,495.00
For digging stumps, shrubs, and trenches.			



## BUCKETS-SNOW & MULCH -SPECIAL CAPACITY

PRODUCT #	MODEL	STRUCK CAP.	WEIGHT	RETAIL
108513	48" SNOW & MULCH	1 YARD	424 LBS	\$1,713.00
108525	60" SNOW & MULCH	1 YARD	509 LBS	\$1,681.00
108565	84" SNOW & MULCH	1 1/2 YARD	601 LBS	\$2,153.00
108585	96" SNOW & MULCH	1 1/2 YARD	728 LBS	\$2,048.00
Great for loading short bed trucks.				



## BUCKETS-SNOW & MULCH - STANDARD DUTY

PRODUCT #	MODEL	STRUCK CAP.	WEIGHT	RETAIL
108520	60" SNOW & MULCH, 3/16" WRAP	21 CU FT	450 LBS	\$1,319.00
108530	66" SNOW & MULCH, 3/16" WRAP	22.9 CU FT	468 LBS	\$1,606.00
108540	72" SNOW & MULCH, 3/16" WRAP	25 CU FT	508 LBS	\$2,543.00
108545	78" SNOW & MULCH, 3/16" WRAP	27 CU FT	550 LBS	\$1,931.00
108550	84" SNOW & MULCH, 3/16" WRAP	29.1 CU FT	605 LBS	\$2,076.00
108570	90" SNOW & MULCH, 3/16" WRAP	31.2 CU FT	601 LBS	\$2,744.00
108580	96" SNOW & MULCH, 3/16" WRAP	34.5 CU FT	767 LBS	\$2,296.00
108590	102" SNOW & MULCH, 3/16" WRAP	35 CU FT	728 LBS	\$2,433.00
3/4" cutting edge, high capacity, 26"h x 38" deep. See p.56-57 for bolt-on edge & toothbar pricing.				



## BUCKETS-SNOW & MULCH -HEAVY DUTY

PRODUCT #	MODEL	STRUCK CAP.	WEIGHT	RETAIL
108620	60" SNOW & MULCH, HD, 1/4 WRAP	21 CU FT	585 LBS	\$1,470.00
108630	66" SNOW & MULCH, HD, 1/4 WRAP	22.9 CU FT	550 LBS	\$1,613.00
108640	72" SNOW & MULCH, HD, 1/4 WRAP	25 CU FT	575 LBS	\$2,858.00
108650	78" SNOW & MULCH, HD, 1/4 WRAP	27 CU FT	805 LBS	\$2,959.00
108660	84" SNOW & MULCH, HD, 1/4 WRAP	29.1 CU FT	875 LBS	\$3,155.00
108670	90" SNOW & MULCH, HD, 1/4 WRAP	31.2 CU FT	950 LBS	\$3,318.00
108680	96" SNOW & MULCH, HD, 1/4 WRAP	34.5 CU FT	1,000 LBS	\$3,623.00
108682	102" SNOW & MULCH, HD, 1/4 WRAP	36 CU FT	1,115 LBS	\$3,841.00



## BUCKETS-SNOW & MULCH -HIGH BACK

32" h x 38" long-bottom. Ribs inside to strengthen floor & back. 3/16" wrap, 3/8" edge. See p.56-57 for bolt-on edge & toothbar pricing.

PRODUCT #	MODEL	WEIGHT	RETAIL
108701	60" SNOW & MULCH, HIGH BACK WITH MESH	690 LBS	\$3,050.00
108702	72" SNOW & MULCH, HIGH BACK WITH MESH	-	\$3,196.00
108700	78" SNOW & MULCH, HIGH BACK WITH MESH	704 LBS	\$3,264.00
108705	84" SNOW & MULCH, HIGH BACK WITH MESH	754 LBS	\$3,685.00
108710	96" SNOW & MULCH, HIGH BACK WITH MESH	724 LBS	\$4,354.00
108715	102" SNOW & MULCH, HIGH BACK WITH MESH	746 LBS	\$4,624.00



## BUCKETS- UTILITY 22"hx 34" deep, rolled back. Includes bolt-on cutting edge.



PRODUCT #	MODEL	STRUCK CAP.	WEIGHT	RETAIL
108960	72" SMOOTH W/BOLT-ON EDGE	13.5 CU FT	610 LBS	\$2,870.00
108965	72" TOOTH	13.5 CU FT	610 LBS	\$2,911.00
108970	78" SMOOTH W/BOLT-ON EDGE	14.58 CU FT	653 LBS	\$3,108.00
108975	78" TOOTH	14.58 CU FT	650 LBS	\$3,099.00
108980	84" SMOOTH W/BOLT-ON EDGE	15.66 CU FT	695 LBS	\$3,337.00
108985	84" TOOTH	15.66 CU FT	678 LBS	\$3,398.00



## BUCKETS- UTILITY- HIGH CAPACITY

28"h x 38" deep. 1/2" wear bars on bottom, 1/2" rolled back, & 5/8" thick cutting edge. Includes bolt-on cutting edge.



PRODUCT #	MODEL	STRUCK CAP.	WEIGHT	RETAIL
108944	72" SMOOTH W/BOLT-ON EDGE	19.71 CU FT	785 LBS	\$4,326.00
108946	72" TOOTH	19.71 CU FT	785 LBS	\$4,364.00
108948	78" SMOOTH W/BOLT-ON EDGE	21.33 CU FT	785 LBS	\$4,522.00
108950	78" TOOTH	21.33 CU FT	785 LBS	\$4,587.00
108952	84" SMOOTH W/BOLT-ON EDGE	23 CU FT	785 LBS	\$4,884.00
108954	84" TOOTH	23 CU FT	792 LBS	\$4,537.00
108956	90" SMOOTH W/BOLT-ON EDGE	25 CU FT	792 LBS	\$5,062.00
108957	90" TOOTH	25 CU FT	795 LBS	\$5,037.00
108958	96" SMOOTH W/BOLT-ON EDGE	26.19 CU FT	802 LBS	\$5,054.00
108959	96" TOOTH	26.19 CU FT	802 LBS	\$5,052.00



## BUCKETS- UTILITY- HIGH CAPACITY - HIGH BACK

PRODUCT #	MODEL	WEIGHT	RETAIL
108944-HB	BUCKET 72" HIGH BACK HIGH CAPACITY UTILITY SMOOTH WITH BOLT ON EDGE	-	\$4,385.00
108946-HB	BUCKET 72" HIGH BACK HIGH CAPACITY UTILITY TOOTH	-	\$4,454.00
108948-HB	BUCKET 78" HIGH BACK HIGH CAPACITY UTILITY SMOOTH WITH BOLT ON EDGE	-	\$4,516.00
108950-HB	BUCKET 78" HIGH BACK HIGH CAPACITY UTILITY TOOTH	-	\$4,646.00
108952-HB	BUCKET 84" HIGH BACK HIGH CAPACITY UTILITY SMOOTH WITH BOLT ON EDGE	-	\$4,801.00
108954-HB	BUCKET 84" HIGH BACK HIGH CAPACITY UTILITY TOOTH	-	\$4,826.00
108956-HB	BUCKET 90" HIGH BACK HIGH CAPACITY UTILITY SMOOTH WITH BOLT ON EDGE	-	\$5,082.00
108957-HB	BUCKET 90" HIGH BACK HIGH CAPACITY UTILITY TOOTH	-	\$5,085.00
108958-HB	BUCKET 96" HIGH BACK HIGH CAPACITY UTILITY SMOOTH WITH BOLT ON EDGE	-	\$5,167.00
108959-HB	BUCKET 96" HIGH BACK HIGH CAPACITY UTILITY TOOTH	-	\$5,229.00





**COLD PLANER** Specify base unit, electrical control type, and coupler

PRODUCT #	MODEL	MIN PSI	WEIGHT	RETAIL
160105	12" LOW FLOW, 15 GPM	2,000	1,220 LBS	\$17,926.00
160110	16" LOW FLOW, 15 GPM	2,000	1,250 LBS	\$18,630.00
160220	16" HIGH FLOW, 24-45 GPM	2,000-3,500	1,765 LBS	\$28,561.00
160225	18" HIGH FLOW, 24-45 GPM	2,000-3,500	1,805 LBS	\$29,547.00
160230	24" HIGH FLOW, 24-45 GPM	2,000-3,500	1,970 LBS	\$32,861.00
160235	30" HIGH FLOW, 30-45 GPM	2,500-3,500	2,155 LBS	\$37,390.00
160240	40" HIGH FLOW, 30 -45 GPM	3,000-3,500	2,450 LBS	\$43,420.00
160245	48" HIGH FLOW, 30-45 GPM	3,400-3,500	2,685 LBS	\$51,114.00
160501	COUPLER KIT FOR LOW FLOW		3 LBS	\$484.00
160610	WATER KIT FOR 12"		155 LBS	\$2,964.00
160613	WATER KIT FOR 16"		156 LBS	\$2,964.00
160615	WATER KIT FOR 18"		156 LBS	\$2,964.00
160620	WATER KIT FOR 24"		157 LBS	\$2,964.00
160625	WATER KIT FOR 30"		157 LBS	\$2,964.00
160630	WATER KIT FOR 40"		158 LBS	\$2,964.00
160635	WATER KIT FOR 48"		158 LBS	\$2,964.00
Excellent visibility, high torque. High flow - couplers sold separately. Requires coupler & electric control type. Plumbing is 3 line. 5 line available on request. Low Flow - Couplers included, no wire harness needed. 6" cutting depth.				

**COLD PLANER- ELECTRICAL CONTROL TYPE**

PRODUCT #	MODEL	WEIGHT	RETAIL
160400	CASE 400, SR, SV & LATER, GEHL, JCB, NH, VOLVO, 3 LINE, 1 CIRCUIT	2 LBS	\$1,067.00
160405	CASE XT, 400 SR & LATER, 5 LINE	2 LBS	\$744.00
160410	BOBCAT, 700-800, 5 LINE	2 LBS	\$829.00
160415	BOBCAT, A, S, T, 3 LINE HIGH FLOW	2 LBS	\$3,196.00
160420	CAT A, B, C SERIES, 5 LINE	2 LBS	\$829.00
160425	CAT D SERIES, 3 LINE	2 LBS	\$1,057.00
160427	KUBOTA, 3 LINE	2 LBS	\$854.00
160430	DEERE A, B, C SERIES	2 LBS	\$833.00
160435	DEERE D SERIES, 3 LINE	2 LBS	\$833.00
Select one for high flow units.			


**COLD PLANER- SEVERE DUTY** Specify base unit, electrical control type, and coupler

PRODUCT #	MODEL	MIN FLOW	MIN PSI	WEIGHT	RETAIL
160810	18" COLD PLANER, HIGH FLOW	24 GPM	2,000	1,990 LBS	\$34,221.00
160815	24" COLD PLANER, HIGH FLOW	27 GPM	2,000	2,300 LBS	\$37,934.00
160820	30" COLD PLANER, HIGH FLOW	30 GPM	2,500	2,770 LBS	\$43,454.00
160825	40" COLD PLANER, HIGH FLOW	30 GPM	3,000	2,975 LBS	\$50,359.00
160830	48" COLD PLANER, HIGH FLOW	30 GPM	3,450	3,205 LBS	\$58,986.00
Excellent visibility, high torque. High flow couplers sold separately. Requires coupler & electric control type. Plumbing is 3 line. 5 line available on request. 8" cutting depth.					



**COUPLER - HYDRAULIC***For use with any hydraulic attachment.*

PRODUCT #	MODEL	WEIGHT	RETAIL
224060	CASE DRAIN, FEMALE COUPLER, 3/8" BODY	1 LB	\$77.00
224062	CASE DRAIN, MALE COUPLER, 3/8" BODY	1 LB	\$35.00
224011	FEMALE COUPLER, 1/2" BODY	1 LB	\$95.00
224012	MALE COUPLER, 1/2" BODY	1 LB	\$62.00
224050	FEMALE COUPLER, 5/8" BODY	1 LB	\$178.00
224052	MALE COUPLER, 5/8" BODY	1 LB	\$82.00
224055	FEMALE COUPLER, 3/4" BODY	1 LB	\$168.00
224057	MALE COUPLER, 3/4" BODY	1 LB	\$117.00

**DISC MULCHER**

PRODUCT #	MODEL	WEIGHT	RETAIL
103305	44", DISC MULCHER, 100CC, 20-30 GPM	1,725 LBS	\$28,032.00
103307	44", DISC MULCHER, 150CC 30-44 GPM	1,725 LBS	\$28,032.00
103310	60" DISC MULCHER, 150CC 32-45 GPM	2,425 LBS	\$33,790.00
103312	60" DISC MULCHER, 150CC 45-60 GPM	2,025 LBS	\$33,790.00
<i>3+ units-extra 2% discount, 6+ units-extra 5% discount</i>			

**DRUM MULCHER** *Requires (2) #2 couplers and (1) #8 coupler - sold separately.*

PRODUCT #	MODEL	WEIGHT	RETAIL
190110	60" W/CHIPPING TEETH, 35-52 GPM	2,460 LBS	\$42,890.00
190115	60" W/CARBIDE TEETH, 35-52 GPM	2,504 LBS	\$45,997.00
190116	60" W/ DBL SIDED CARBIDE TEETH, 35-52 GPM	2,504 LBS	\$47,417.00

**FORK-HYDRAULIC, NURSERY**

PRODUCT #	MODEL	LIFT CAP.	WEIGHT	RETAIL
114092	HYD NURSERY FORK, STANDARD DUTY	2,500 LBS	608 LBS	\$3,824.00
114095	HYD NURSERY FORK, SEVERE DUTY	3,000 LBS	650 LBS	\$7,730.00

**FORK, PALLET (LIGHT & STANDARD DUTY)**

PRODUCT #	MODEL	LIFT CAP.	WEIGHT	RETAIL
314003	PALLET FORK, LIGHT DUTY, 42"X1 1/4"	2,000 LBS	322 LBS	\$1,226.00
314061	PALLET FORK, LIGHT DUTY, 36"X1 1/2"	2,000 LBS	295 LBS	\$1,150.00
314060	PALLET FORK, LIGHT DUTY, 48"X1 1/2"	2,000 LBS	371 LBS	\$1,326.00
314006	PALLET FORK STD, 42"X1 1/4", W/STEPS	3,700 LBS	311 LBS	\$1,321.00
314007	PALLET FORK STD, 42"X1 1/4"	3,700 LBS	318 LBS	\$1,327.00
314004	PALLET FORK, STD, 48"X1 1/2", W/STEPS	4,000 LBS	375 LBS	\$1,453.00
314070	PALLET FORK STD, 60"X1 1/2"	4,000 LBS	413 LBS	\$1,667.00
314075	PALLET FORK STD, 72"X1 3/4"	4,000 LBS	493 LBS	\$2,101.00
<i>Lift capacity determined by tine capacity.</i>				



## FORK, PALLET -HEAVY DUTY



PRODUCT #	MODEL	LIFT CAP.	WEIGHT	RETAIL
314011	PALLET FORK, HD 48"X1 1/2" W/STEPS	5,000 LBS	375 LBS	\$1,649.00
314012	PALLET FORK, HD, 48"X1 3/4" NO STEPS	5,000 LBS	375 LBS	\$1,579.00
314013	PALLET FORK, HD, 48"X 1 3/4", W/STEPS	5,000 LBS	375 LBS	\$1,840.00
314014	PALLET FORK, HD, 60"X 1 3/4", W/STEPS	5,000 LBS	452 LBS	\$1,997.00
314085	PALLET FORK, HD, 60"X1 1/2", W/STEPS	5,000 LBS	420 LBS	\$1,861.00
314090	PALLET FORK, HD, 72"X1 3/4", W/STEPS	5,000 LBS	500 LBS	\$2,130.00



## FORK, PALLET -HEAVY DUTY- D-RING

PRODUCT #	MODEL	LIFT CAP.	WEIGHT	RETAIL
314019	PALLET FORK, HD 48" X1 3/4" W/ STEPS/D-RING	6,000 LBS	375 LBS	\$1,873.00
314020	PALLET FORK, HD 48"X 1 1/2" W/ STEPS/D-RING	5,500 LBS	486 LBS	\$1,844.00
314021	PALLET FORK, HD 60"X1 3/4" W/ STEPS/D-RING	6,000 LBS	560 LBS	\$1,884.00
314022	PALLET FORK, HD 60"X1 1/2"W/STEPS/ D-RING	5,500 LBS	260 LBS	\$2,021.00
314023	PALLET FORK, HD 72" X1 3/4", W/ STEPS/D-RING	6,000 LBS	562 LBS	\$2,344.00
314024	PALLET FORK, HD 42"X1 3/4", W/ STEPS/D-RING	6,000 LBS	481 LBS	\$1,813.00



## FORK, PALLET - 6,000 LB. CAPACITY WIDE FRAME HEAVY DUTY

PRODUCT #	MODEL	LIFT CAP.	WEIGHT	RETAIL
314025	PALLET FORK, 1 3/4"X72", W/BACKREST	6,000 LBS	738 LBS	\$4,186.00
314027	PALLET FORK, 1 3/4"X60", W/BACKREST	6,000 LBS	690 LBS	\$3,873.00
314028	PALLET FORK, 1 3/4"X60"	6,000 LBS	1,080 LBS	\$3,394.00
314029	PALLET FORK, 1 3/4"X72"	6,000 LBS	738 LBS	\$3,846.00



## FORK, PALLET -HYDRAULIC

PRODUCT #	MODEL	LIFT CAP.	WEIGHT	RETAIL
114045	PALLET FORK, HYDRAULIC, 48" TINES	4,000 LBS	419 LBS	\$3,252.00
114047	PALLET FORK, HYDRAULIC, 60" TINES	4,000 LBS	460 LBS	\$3,672.00
114050	PALLET FORK, HYDRAULIC, 48" TINES	6,000 LBS	624 LBS	\$3,338.00
114055	PALLET FORK, HYDRAULIC, 60" TINES	6,000 LBS	672 LBS	\$3,986.00
114057	PALLET FORK, HYDRAULIC, 72" TINES	6,000 LBS	700 LBS	\$6,432.00



## FORK, GRAPPLE (MAT & SEVERE DUTY) See page 61 for additional tine sizes & prices.

PRODUCT #	MODEL	WEIGHT	RETAIL
106009	GRAPPLE FORK, FRAME (SELECT TINES)	426 LBS	\$2,394.00
106010	60" GRAPPLE FORK, WIDE, WITHOUT TINES	633 LBS	\$2,890.00
106003	MAT GRAPPLE WITHOUT TINES	936 LBS	\$3,677.00
106007	MAT GRAPPLE W/ 1 3/4"X48" TINES	950 LBS	\$4,731.00
106006	MAT GRAPPLE W/1 3/4"X60" TINES	715 LBS	\$5,070.00
106005	MAT GRAPPLE W/ 1 3/4"X72" TINES	936 LBS	\$5,444.00
106012	GRAPPLE FORK, SEVERE DUTY, 10,000 LBS (TINES NOT INCLUDED) FITS CLASS 3	850 LBS	\$5,070.00
106016	MAT GRAPPLE, SEVERE DUTY, 10,000 LBS (TINES NOT INCLUDED) FITS CLASS 3	-	\$5,527.00
<i>Mat grapple forks do not adjust. Tine pricing is per tine (2 REQ).</i>			



## FORK, PALLET, WALK THROUGH STYLE



PRODUCT #	MODEL	LIFT CAP.	WEIGHT	RETAIL
314008	5K WALKTHROUGH W/1 1/2" X48" TINES	5,000 LBS	418 LBS	\$1,636.00
314009	4.2K WALKTHROUGH W/1 1/2" X48" TINES	4,200 LBS	418 LBS	\$1,509.00



## FORK, PALLET -CLASS 3

PRODUCT #	MODEL	LIFT CAP.	WEIGHT	RETAIL
314150	FRAME W/ 1 3/4" X48 TINES	10,000 LBS	732 LBS	\$3,270.00
314152	FRAME W/ 1 3/4" X60" TINES	10,000 LBS	595 LBS	\$3,579.00
314155	FRAME W/ 2" X60" TINES	10,000 LBS	758 LBS	\$3,603.00
314160	FRAME W/ 2" X72" TINES	10,000 LBS	828 LBS	\$3,874.00
314165	FRAME W/ 2" X84" TINES	10,000 LBS	875 LBS	\$4,303.00
314167	FRAME W/ 2" X96" TINES	10,000 LBS	848 LBS	\$5,097.00



## GRAPPLES -BUCKET (LIGHT, HEAVY, & SEVERE DUTY)

PRODUCT #	MODEL	LIFT CAP.	WEIGHT	RETAIL
106065	66" GRAPPLE BUCKET, LIGHT DUTY, DUAL CLAMPS	11.07 CU FT	480 LBS	\$3,198.00
106077	60" GRAPPLE BUCKET,HD, DUAL CLAMPS	10.26 CU FT	740 LBS	\$4,251.00
106085	66" GRAPPLE BUCKET, HD, DUAL CLAMPS	11.07 CU FT	587 LBS	\$4,344.00
106095	72" GRAPPLE BUCKET, HD, DUAL CLAMPS	11.88 CU FT	613 LBS	\$4,411.00
106430	60" GRAPPLE BUCKET, SEVERE DUTY	10.26 CU FT	905 LBS	\$4,929.00
106445	66" GRAPPLE BUCKET, SEVERE DUTY	11.07 CU FT	1,078 LBS	\$7,221.00
106455	72" GRAPPLE BUCKET, SEVERE DUTY	11.88 CU FT	995 LBS	\$8,443.00
106457	72" GRAPPLE BUCKET, SEVERE DUTY W/ TEETH	11.88 CU FT	1,066 LBS	\$8,270.00
106465	78" GRAPPLE BUCKET, SEVERE DUTY	12.69 CU FT	1,203 LBS	\$8,477.00
106475	84" GRAPPLE BUCKET, SEVERE DUTY	14.04 CU FT	1,206 LBS	\$8,621.00
<i>Severe duty has removable bolt-on sides for carrying logs.</i>				



**GRAPPLES -RAKE** *HD-No replaceable teeth, single top clamp, for machines under 65 hp.  
SD-Replaceable teeth, dual top clamps.*

PRODUCT #	MODEL	WEIGHT	RETAIL
107001	63" GRAPPLE, RAKE, HD, SINGLE CLAMP	770 LBS	\$4,731.00
107005	72" GRAPPLE, RAKE, HD, SINGLE CLAMP	689 LBS	\$5,412.00
107010	80" GRAPPLE, RAKE, HD SINGLE CLAMP	740 LBS	\$5,461.00
107015	84" GRAPPLE, RAKE, HD, SINGLE CLAMP	955 LBS	\$5,533.00
106515	72" GRAPPLE, RAKE, SEVERE DUTY, DUAL CLAMP	1,256 LBS	\$6,564.00
106520	78" GRAPPLE, RAKE, SEVERE DUTY, DUAL CLAMP	1,269 LBS	\$6,862.00
106525	84" GRAPPLE, RAKE, SEVERE DUTY, DUAL CLAMP	1,350 LBS	\$7,168.00



**BUCKET -ROCK -W/GRAPPLE** *STD-dual grapples, lighter weight 3/8" top clamps, exposed cylinders & hoses  
HD-dual grapples, covered cylinders & hoses, 1/2" top tines, solid top clamps  
SD-1/2" material throughout, welded cylinders, 1.25" pivot pins, opens to 30", bolt-on sides.*

PRODUCT #	MODEL	WEIGHT	RETAIL
108319	60" BUCKET, W/STANDARD GRAPPLE	-	\$4,974.00
108325	66" BUCKET, W/STANDARD GRAPPLE	608 LBS	\$5,213.00
108340	72" BUCKET, W/STANDARD GRAPPLE	633 LBS	\$5,783.00
108330	66" BUCKET, W/HEAVY DUTY GRAPPLE	689 LBS	\$6,092.00
108345	72" BUCKET, W/HEAVY DUTY GRAPPLE	740 LBS	\$6,265.00
108360	78" BUCKET, W/HEAVY DUTY GRAPPLE	764 LBS	\$6,751.00
108380	84" BUCKET, W/HEAVY DUTY GRAPPLE	787 LBS	\$7,318.00
108450	72" BUCKET, SEVERE DUTY W/GRAPPLE	1,096 LBS	\$9,703.00
108455	78" BUCKET, SEVERE DUTY W/GRAPPLE	1,142 LBS	\$10,234.00
108460	84" BUCKET, SEVERE DUTY W/GRAPPLE	1,194 LBS	\$10,432.00



**GRAPPLES, ROOT** *For small tractors & skid steers w/ 1,500 lbs lift or less.  
Available with Euro-Ag/Global & John Deere 400/500 mounts. Call for pricing.*

PRODUCT #	MODEL	WEIGHT	RETAIL
106053-S	48" GRAPPLE, ROOT, LIGHT DUTY, SINGLE CLAMP	-	\$3,011.00
106054-S	52" GRAPPLE, ROOT, LIGHT DUTY, SINGLE CLAMP	-	\$3,021.00
106053	48" GRAPPLE, ROOT, LIGHT DUTY, DUAL CLAMPS	-	\$3,595.00
106054	52" GRAPPLE, ROOT, LIGHT DUTY, DUAL CLAMPS	-	\$3,563.00
106057	56" GRAPPLE, ROOT, LIGHT DUTY, DUAL CLAMPS	-	\$3,686.00
106055	60" GRAPPLE, ROOT, LIGHT DUTY, DUAL CLAMPS	425 LBS	\$3,668.00
106060	66" GRAPPLE, ROOT, LIGHT DUTY, DUAL CLAMPS	456 LBS	\$3,667.00



**GRAPPLES -ROOT HEAVY DUTY** *Max 50 HP or 1,800 lbs capacity in moderate use, covered cylinders.*

PRODUCT #	MODEL	WEIGHT	RETAIL
106075	60" GRAPPLE, ROOT, HD, DUAL CLAMPS	608 LBS	\$4,522.00
106080	66" GRAPPLE, ROOT, HD, DUAL CLAMPS	633 LBS	\$4,284.00
106090	72" GRAPPLE, ROOT, HD, DUAL CLAMPS	689 LBS	\$4,708.00



**GRAPPLES -ROOT HIGH CAPACITY - EXTREME DUTY**

PRODUCT #	MODEL	WEIGHT	RETAIL
106220	72" GRAPPLE, ROOT, EXTREME, DUAL CLAMPS	1,159 LBS	\$7,430.00
106230	78" GRAPPLE, ROOT, EXTREME, DUAL CLAMPS	1,194 LBS	\$7,864.00
106240	84" GRAPPLE, ROOT, EXTREME, DUAL CLAMPS	1,294 LBS	\$9,378.00
160260	96" GRAPPLE, ROOT, EXTREME, DUAL CLAMPS	1,360 LBS	\$9,968.00





## GRAPPLES -ROOT SEVERE DUTY *One piece tines, no pinch hose*

PRODUCT #	MODEL	WEIGHT	RETAIL
106440	66" GRAPPLE, ROOT, SEVERE DUTY	875 LBS	\$7,543.00
106450	72" GRAPPLE, ROOT, SEVERE DUTY	950 LBS	\$7,738.00
106460	78" GRAPPLE, ROOT, SEVERE DUTY	970 LBS	\$7,925.00
106470	84" GRAPPLE, ROOT, SEVERE DUTY	990 LBS	\$8,150.00



## HAY ACCUMULATOR *Holds up to 10 square bales*

PRODUCT #	MODEL	WEIGHT	RETAIL
111405	HAY ACCUMULATOR GRAPPLE, FIT 8-10 SQ BALES	785 LBS	\$7,650.00



## HAY SPEAR *High-quality tines, removable stabilizers, Euro-Ag/Global, and John Deere mounts available.*

PRODUCT #	MODEL	SPEAR LENGTH	WEIGHT	RETAIL
311003	HAY SPEAR W/ HD STABILIZERS	36"	154 LBS	\$1,058.00
311006	HAY SPEAR W/STD STABILIZERS	48"	165 LBS	\$1,138.00
311007	HAY SPEAR W/STD STABILIZERS & BACK RACK	48"	204 LBS	\$1,444.00
311008	HAY SPEAR W/ HD STABILIZERS	48"	160 LBS	\$1,114.00
311009	DOUBLE BOTTOM HAY SPEAR (SHORT SPEARS)	36"	180 LBS	\$956.00
311010	DOUBLE BOTTOM HAY SPEAR	48"	180 LBS	\$1,061.00
311011	DOUBLE BOTTOM HAY SPEAR W/RACK	48"	218 LBS	\$1,372.00
311040	DOUBLE TOP TINE HAY SPEAR W/BOTTOM STABILIZERS	48"	180 LBS	\$1,248.00
311045	QUAD BOTTOM HAY SPEAR, 45" WIDE	48"	280 LBS	\$1,936.00
311050	QUAD BOTTOM HAY SPEAR, 60" WIDE	48"	-	\$1,959.00
311060	QUAD BOTTOM HAY SPEAR, 75" WIDE	48"	-	\$2,080.00

*Quantity pricing (p.6), Double spears are spaced at 30".*

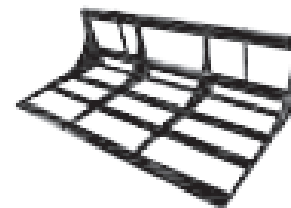


## LAND PLANE



PRODUCT #	MODEL	WEIGHT	RETAIL
115040	72" LAND PLANE	350 LBS	\$2,485.00
115060	84" LAND PLANE	450 LBS	\$2,699.00

*Great for leveling dirt and gravel.*



## LOG GRAPPLE

PRODUCT #	MODEL	WEIGHT	RETAIL
106815	LOG GRAPPLE, MANUAL ROTATION	500 LBS	\$4,436.00
106820	LOG GRAPPLE, HYDRAULIC ROTATION	550 LBS	\$5,719.00



## LOG SPLITTER

PRODUCT #	MODEL	WEIGHT	RETAIL
150000	25-TON LOG SPLITTER, TRADITIONAL	475 LBS	\$3,916.00
150015	35-TON LOG SPLITTER, INVERTED (REQ WEDGE)	450 LBS	\$5,368.00
150017	SINGLE WEDGE FOR 35-TON INVERTED	85 LBS	\$596.00
150018	4-WAY WEDGE FOR 35-TON INVERTED	105 LBS	\$599.00
25 ton comes w/single wedge. 4-way is available - sold separately. Wedge is not included w/35 ton model. Sold Separately.			



## MATERIAL ROLLER

PRODUCT #	MODEL	WEIGHT	RETAIL
174005	MATERIAL ROLLER, HYDRULIC SIDE ANGLE	500 LBS	\$9,984.00
174105	3.5" DIA, ROLL STEM FOR 4' WIDE ROLL	40 LBS	\$659.00
174110	3.5" DIA, ROLL STEM FOR 6.67' WIDE ROLL	60 LBS	\$741.00
174115	3.5" DIA, ROLL STEM FOR 8' WIDE ROLL	66 LBS	\$827.00
174120	3.5" DIA, ROLL STEM FOR 16' WIDE ROLL	174 LBS	\$1,053.00
174130	2 3/8" DIA, ROLL STEM FOR 4' WIDE ROLL	18 LBS	\$729.00
174135	2 3/8" DIA, ROLL STEM FOR 6.67' WIDE ROLL	28 LBS	\$827.00
174140	2 3/8" DIA, ROLL STEM FOR 8' WIDE ROLL	33 LBS	\$881.00



## MATERIAL SPREADER

PRODUCT #	MODEL	WEIGHT	RETAIL
101055	SPREADER, STANDARD DUTY, 4.75 CU/FT	106 LBS	\$2,559.00
101060	RECEIVER 2, HEAVY DUTY (FOR STD DUTY)	10 LBS	\$431.00
101065	SALT SPREADER, VIBRATOR KIT (FOR STD DUTY)	9 LBS	\$639.00
101070	GATE KIT SPREADER, FREE FLOWING ( (FOR STD DUTY)	8 LBS	\$423.00
101110	SPREADER, HEAVY DUTY, 8 CU/FT	415 LBS	\$6,445.00
101115	SPREADER, HEAVY DUTY, 18 CU/FT	635 LBS	\$8,235.00
101155	SIDEWALK DEFLECTOR KIT FOR HEAVY DUTY	27 LBS	\$399.00
Use 101055 with skid steer and 112010 (trailer spotter).			



## MOUNT PLATES

PRODUCT #	MODEL	WEIGHT	RETAIL
113005	QUICK ATTACH MOUNT PLATE 1/4" FITS SKID STEER	75 LBS	\$291.00
113006	QUICK ATTACH MOUNT PLATE 1/2" FITS SKID STEER	140 LBS	\$449.00
Purchase pallet quantity (20) of the 113005 at \$175.00 ea.			

**POST DRIVER - VIBRATORY**

*Fast, compact, and excellent visibility. Specify base unit, mount, adapters, & electric harness. Wire harness required for tilt unit only. Hose machine must have case drain.*

PRODUCT #	MODEL	WEIGHT	RETAIL
100500	POST DRIVER, VIBRATORY	264 LBS	\$11,562.00
100505	POST DRIVER, VIBRATORY, W/TILT	400 LBS	\$13,697.00
100510	VIBRATORY TILT OPTION	123 LBS	\$3,673.00
100555	SKID STEER MOUNT	125 LBS	\$1,595.00
100515	4" ROUND POST ADAPTER	15 LBS	\$221.00
100520	6" ROUND POST ADAPTER	17 LBS	\$295.00
100525	9" ROUND POST ADAPTER	27 LBS	\$419.00
100527	10" ROUND POST ADAPTER	37 LBS	\$453.00
100530	12" ROUND POST ADAPTER	50 LBS	\$615.00
100550	12" SQUARE FLAT POST ADAPTER	50 LBS	\$434.00
100551	12" ROUND FLAT POST ADAPTER	50 LBS	\$434.00

**POST DRIVER -HARNESS** (\*REQ PN 200011)


PRODUCT #	MODEL	WEIGHT	RETAIL
200010	UNIVERSAL CONTROL HARNESS	2 LBS	\$331.63
*216900	OEM 14-PIN HARNESS (SPECIFY MACHINE)	1 LBS	\$225.00
*216916	OEM 9-PIN JD HARNESS	3 LBS	\$260.19
*216915	OEM 14-PIN JD HARNESS	3 LBS	\$354.99
*216905	OEM 8-PIN CAT HARNESS	3 LBS	\$429.30
*216950	OEM 7-PIN BOBCAT HARNESS	1 LBS	\$742.16
200011	OEM EXTENSION HARNESS	1 LBS	\$175.94



## POWER RAKE -HEAVY DUTY SERIES 2



PRODUCT #	MODEL	WEIGHT	RETAIL
132407	48" POWER RAKE, HD2, REPLACEABLE TEETH	528 LBS	\$11,339.00
132408	60" POWER RAKE, HD2, REPLACEABLE TEETH	580 LBS	\$11,792.00
132409	72" POWER RAKE, HD2, REPLACEABLE TEETH	600 LBS	\$12,440.00
132400	48" POWER RAKE, HD2, FIXED TEETH	526 LBS	\$10,699.00
132401	60" POWER RAKE, HD2, FIXED TEETH	584 LBS	\$11,107.00
132402	72" POWER RAKE, HD2, FIXED TEETH	714 LBS	\$11,600.00
132404	SKID STEER MOUNT, HEAVY DUTY SERIES 2	159 LBS	\$1,762.00
132406	HD2 HOSE KIT FOR MANUAL ANGLE	10 LBS	\$283.00
<i>Requires manual angle hoses, sold separately. HD2 units require mount 132404, sold separately. High torque, manual angle. (Hydraulic angle not available.)</i>			



## POWER RAKE -EXTREME DUTY



PRODUCT #	MODEL	WEIGHT	RETAIL
132126	48" POWER RAKE, REPLACEABLE TEETH (W/SKID STEER MOUNT)	-	\$13,215.00
132110	72" POWER RAKE, REPLACEABLE TEETH	1,136 LBS	\$16,127.00
132115	84" POWER RAKE, REPLACEABLE TEETH	1,160 LBS	\$16,670.00
132120	96" POWER RAKE, REPLACEABLE TEETH	1,185 LBS	\$17,419.00
132125	48" POWER RAKE, FIXED TEETH (W/SKID STEER MOUNT)	-	\$13,310.00
132112	72" POWER RAKE, FIXED TEETH	1,085 LBS	\$14,917.00
132117	84" POWER RAKE, FIXED TEETH	1,110 LBS	\$14,289.00
132122	96" POWER RAKE, FIXED TEETH	1,135 LBS	\$15,762.00
332520	HYDRAULIC ANGLE KIT, FITS 72-84" (UNIVERSAL HARNESS INCLUDED, OEM CONNECTION SOLD SEPARATELY)	51 LBS	\$3,147.00
332525	HYDRAULIC ANGLE KIT, FITS 96" (UNIVERSAL HARNESS INCLUDED, OEM CONNECTION SOLD SEPARATELY)	52 LBS	\$3,147.00
132065	POWER RAKE MANUAL ANGLE KIT, FITS 72-96"	20 LBS	\$480.00
132050	OPTIONAL POWER RAKE SKID SHOES	30 LBS	\$884.00
216900	OEM 14-PIN HARNESS (SPECIFY MACHINE)	1 LBS	\$225.00
*216916	OEM 9-PIN JD HARNESS	3 LBS	\$260.19
*216915	OEM 14-PIN JD HARNESS	3 LBS	\$354.99
*216905	OEM 8-PIN CAT HARNESS	3 LBS	\$429.30
*216950	OEM 7-PIN BOBCAT HARNESS	1 LBS	\$742.16
200011	OEM EXTENSION HARNESS	1 LBS	\$175.94
<i>Includes mount, high torque, optional replaceable teeth, requires hoses or hydraulic angle kit (sold separately), larger model, protected bearings. *Requires PN 200011</i>			



**POWER RAKE -SEVERE DUTY -SERIES 3**

*Includes mount, high torque, Requires manual or hydraulic angle kit sold separately. Larger model, protected bearings. Optional replaceable teeth*

PRODUCT #	MODEL	WEIGHT	RETAIL
132515	84" POWER RAKE, REPLACEABLE TEETH	1,225 LBS	\$20,993.00
132520	96" POWER RAKE, REPLACEABLE TEETH	1,275 LBS	\$21,506.00
132530	120" POWER RAKE, REPLACEABLE TEETH	-	\$23,215.00

**RIPPER**

PRODUCT #	MODEL	WEIGHT	RETAIL
170210	60" RIPPER SKID STEER MOUNT	300 LBS	\$2,471.00
170215	72" RIPPER SKID STEER MOUNT	419 LBS	\$2,730.00
170225	84" RIPPER SKID STEER MOUNT	519 LBS	\$2,906.00
170230	96" RIPPER SKID STEER MOUNT	405 LBS	\$3,002.00
170310	OPTIONAL FINISH RAKE 60"	440 LBS	\$353.00
170315	OPTIONAL, FINISH RAKE 72"	487 LBS	\$443.00
170325	OPTIONAL, FINISH RAKE 84"	512 LBS	\$530.00
170330	OPTIONAL, FINISH RAKE 96"	554 LBS	\$620.00

**ROAD SAW** *Specify base unit & cutting wheel.*

PRODUCT #	MODEL	WEIGHT	RETAIL
161000	10" CUT DEPTH, ROAD SAW (REQ CUTTING WHEEL)	1,196 LBS	\$21,330.00
161005	18" CUT DEPTH, ROAD SAW (REQ CUTTING WHEEL)	1,972 LBS	\$32,940.00
161505	10" DEPTH X 2.5"W CUTTING WHEEL	127 LBS	\$4,609.00
161510	10" DEPTH X 4.5"W CUTTING WHEEL	165 LBS	\$5,531.00
161530	18" DEPTH X 3"W CUTTING WHEEL	372 LBS	\$5,771.00
161533	18" DEPTH X 4.5"W CUTTING WHEEL	426 LBS	\$6,616.00
161535	18" DEPTH X 6"W CUTTING WHEEL	481 LBS	\$7,290.00

**ROCK & CONCRETE GRINDER** *Couplers & hose included. Mount sold separately.*

PRODUCT #	MODEL	WEIGHT	RETAIL
159010	ROCK AND CONCRETE GRINDER, G1S, FITS 2,200 -6, 600 LB MACHINES, 5-12 GPM	265 LBS	\$25,646.00
159015	ROCK AND CONCRETE GRINDER, G1, FITS 4,400 -17, 500 LB MACHINES, 8-20 GPM	635 LBS	\$33,023.00
159020	ROCK AND CONCRETE GRINDER, G2, FITS 11K-33K LB MACHINES, 12-26 GPM	1,035 LBS	\$45,336.00
159025	ROCK AND CONCRETE GRINDER, G3, FITS 26K -44K LB MACHINES, 30-45 GPM	2,045 LBS	\$70,535.00
159060	SKID STEER MOUNT	216 LBS	\$1,236.00

**ROTOTILLER**

PRODUCT #	MODEL	WEIGHT	RETAIL
129010	68" ROTOTILLER, 6" DEPTH	590 LBS	\$6,830.00
129012	68" ROTOTILLER, 8" DEPTH	590 LBS	\$8,506.00
129015	76" ROTOTILLER, 6" DEPTH	630 LBS	\$7,164.00
129017	76" ROTOTILLER, 8" DEPTH	630 LBS	\$8,776.00



## ROOF TRUSS JIB

PRODUCT #	MODEL	WEIGHT	RETAIL
112105	ROOF TRUSS JIB, HYDRAULIC TELESCOPIC, 1200LB CAPACITY, 220" LONG	265 LBS	\$4,294.00



## ROOT RAKE - SEVERE DUTY

PRODUCT #	MODEL	WEIGHT	RETAIL
170165	60" ROOT RAKE SEVERE DUTY	915 LBS	\$1,656.00
170170	66" ROOT RAKE SEVERE DUTY	915 LBS	\$1,764.00
170175	72" ROOT RAKE SEVERE DUTY	915 LBS	\$1,995.00
170180	78" ROOT RAKE SEVERE DUTY	950 LBS	\$2,176.00
170185	84" ROOT RAKE SEVERE DUTY	950 LBS	\$2,351.00
<i>Use for clearing brush &amp; underlying roots. 5/8" tine thickness, 5 3/8" spacing between tines.</i>			



## SILAGE DEFACER

PRODUCT #	MODEL	WEIGHT	RETAIL
132710	72"SILAGE DEFACER, DIRECT DRIVE	404 LBS	\$8,159.00
132712	72"SILAGE DEFACER, CHAIN DRIVE	495 LBS	\$11,000.00



## SILT FENCE INSTALLER

PRODUCT #	MODEL	WEIGHT	RETAIL
175015	SILT FENCE, W/CENTER MOUNT	775 LBS	\$9,336.00
175020	SILT FENCE, W/SIDE SHIFT MOUNT	780 LBS	\$11,359.00
275110	SILT FENCE FABRIC BULK ROLL 1,500 FT	68 LBS	\$443.00
275108	SILT FENCE FABRIC 3' (SOLD PER FT, MIN 100')	-	\$0.34



## SNOW BLOWER - EXTREME DUTY

*Includes 14-pin harness, specify machine. Additional harnesses available, sold separately.*

PRODUCT #	MODEL	WEIGHT	RETAIL
119098	68" SNOW BLOWER, 11-16 GPM	915 LBS	\$14,297.00
119099	68" SNOW BLOWER, 17-20 GPM	915 LBS	\$15,123.00
119100	68" SNOW BLOWER, 21-23 GPM	915 LBS	\$14,681.00
119103	72" SNOW BLOWER, 17-20 GPM	950 LBS	\$15,253.00
119104	72" SNOW BLOWER, 21-23 GPM	950 LBS	\$16,078.00
119105	72" SNOW BLOWER, 24-25 GPM	950 LBS	\$14,194.00
119106	72" SNOW BLOWER, 26-29 GPM	1,046 LBS	\$19,708.00
119107	72" SNOW BLOWER, 30-40 GPM	950 LBS	\$18,373.00
119109	84" SNOW BLOWER, 21-23 GPM	1,110 LBS	\$16,764.00
119110	84" SNOW BLOWER, 24-25 GPM	1,050 LBS	\$16,390.00
119111	84" SNOW BLOWER, 26-29 GPM	1,050 LBS	\$18,738.00
119112	84" SNOW BLOWER, 30-40 GPM	1,050 LBS	\$20,100.00
119205	UNIVERSAL CONTROL HARNESS	2 LBS	\$566.00
119220	8-PIN FEMALE HARNESS (CAT)	2 LBS	\$399.00
119235	7-PIN FEMALE HARNESS (BOBCAT)	2 LBS	\$2,376.00



## SNOW PLOW - AUTOWING

PRODUCT #	MODEL	ANGLED WIDTH	WEIGHT	RETAIL
120720	AUTOWING SERIES 103", REQ MOUNT (SOLD SEPARATELY)	93.4"	945 LBS	\$5,409.00
120730	AUTOWING SKID STEER MOUNT ASSEMBLY		-	\$3,339.00



## SNOW PLOW - V BLADE

PRODUCT #	MODEL	ANGLED WIDTH	WEIGHT	RETAIL
120500	6 FT WITHOUT FLOAT	63.87"	823 LBS	\$9,054.00
120505	6 FT W/FLOAT	63.87"	823 LBS	\$11,127.00
120510	7 FT WITHOUT FLOAT	78.38"	863 LBS	\$9,319.00
120515	7 FT W/FLOAT	78.38"	863 LBS	\$11,393.00
120520	8 FT WITHOUT FLOAT	84.87"	903 LBS	\$9,585.00
120525	8 FT W/FLOAT	84.87"	903 LBS	\$11,659.00
120530	9 FT WITHOUT FLOAT	95.38"	943 LBS	\$9,851.00
120535	9 FT W/FLOAT	95.38"	943 LBS	\$11,924.00
14-Pin wiring harness included, specify machine.				



## SNOW PUSHER

PRODUCT #	MODEL	WEIGHT	RETAIL
120111	60" SNOW PUSHER, W/RUBBER EDGE	625 LBS	\$3,007.00
120113	72" SNOW PUSHER, W/RUBBER EDGE	650 LBS	\$4,138.00
120115	96" SNOW PUSHER, W/RUBBER EDGE	740 LBS	\$4,688.00
120135	72" SNOW PUSHER, HEAVY DUTY	624 LBS	\$4,567.00
120150	96" SNOW PUSHER, HEAVY DUTY	770 LBS	\$6,136.00
120155	120" SNOW PUSHER, HEAVY DUTY	875 LBS	\$5,825.00
120114	72" SNOW PUSHER, PULL BACK OPTION, STD/HD	100 LBS	\$804.00
120117	96" SNOW PUSHER, PULL BACK OPTION, STD/HD	903 LBS	\$958.00
120122	120" SNOW PUSHER, PULL BACK OPTION, STD/HD	943 LBS	\$1,123.00
220330	OPTIONAL POLY SKID SHOE (REQ 2)	20 LBS	\$476.40
10-gauge moldboard with rubber edge, pullback option available for STD & HD models.			



## SOD ROLLER



PRODUCT #	MODEL	WEIGHT	RETAIL
102200	36" WIDE ROLL FIXED WIDTH ARM	225 LBS	\$1,485.00
102205	42" WIDE ROLL FIXED WIDTH ARM	240 LBS	\$1,537.00
102215	50" WIDE ROLL FIXED WIDTH ARM	255 LBS	\$1,585.00
302305	ADJUSTABLE, 36" - 48" WIDE ROLL	280 LBS	\$1,743.00



## STUMP GRINDER *High-torque piston motor, cuts moving forward and in reverse*

PRODUCT #	MODEL	WEIGHT	RETAIL
104110	24" WHEEL, STANDARD FLOW, 60CC, 16-20 GPM	640 LBS	\$14,184.00
104120	24" WHEEL, STANDARD FLOW, 75CC, 20-25 GPM	640 LBS	\$14,374.00
104130	24" WHEEL, STANDARD FLOW, 90CC, 25-29 GPM	640 LBS	\$14,563.00
104210	26" WHEEL, HIGH FLOW, 130CC, 29-33 GPM	720 LBS	\$15,516.00
104220	26" WHEEL, HIGH FLOW, 150CC, 33-39 GPM	720 LBS	\$15,699.00
104230	26" WHEEL, HIGH FLOW, 170CC, 39-45 GPM	720 LBS	\$15,889.00
<i>Host machine must have case drain. 1/2" coupler included, additional coupler sizes available see page 18, sold separately.</i>			



## STUMP GRINDER -SWING ARM

*6 functions, push blade for back fill. Case drain & harness req. Choose coupler size from page 18, sold separately.*

PRODUCT #	MODEL	WEIGHT	RETAIL
104605	SWING ARM, HIGH FLOW, 130CC, 29-33 GPM	1,740 LBS	\$29,233.00
104610	SWING ARM, HIGH FLOW, 150CC, 33-39 GPM	1,740 LBS	\$29,426.00
104615	SWING ARM, HIGH FLOW, 170CC, 39-45 GPM	1,740 LBS	\$27,920.00
204450	14-PIN HARNESS	5 LBS	\$1,176.36
204455	UNIVERSIAL CONTROL HARNESS	5 LBS	\$1,592.12



## TRAILER SPOTTER



PRODUCT #	MODEL	WEIGHT	RETAIL
112010	SKID STEER MOUNT	118 LBS	\$639.00
<i>Install your trailer hitch &amp; move trailers (call for Euro/global mounts).</i>			



## TREE BOOM

PRODUCT #	MODEL	WEIGHT	RETAIL
112005	TREE BOOM, 3,500 LIFT CAP	169 LBS	\$1,002.00
112001	TREE BOOM, HEAVY DUTY, 6,000 LIFT CAP	365 LBS	\$2,089.00
112002	TREE BOOM, SEVERE DUTY, 6,000 LIFT CAP	400 LBS	\$2,979.00
212050	OPTIONAL CLEVIS W/SWIVEL HOOK, 6,000 LIFT CAP	4 LBS	\$229.22



## TREE GRUBBER -EXTREME DUTY

PRODUCT #	MODEL	WEIGHT	RETAIL
102100	TREE GRUBBER, EXTREME DUTY	285 LBS	\$1,270.00
102105	TREE GRUBBER, EXTREME DUTY, W/TEETH	345 LBS	\$1,617.00



## TREE PULLER

PRODUCT #	MODEL	WEIGHT	RETAIL
127006	TREE & POST PULLER, STANDARD DUTY	291 LBS	\$2,822.00
127010	TREE & POST PULLER, HEAVY DUTY	415 LBS	\$3,725.00
<i>Clamp on the trunk of small trees and pull, includes hose &amp; couplers.</i>			



## TREE SHEAR

PRODUCT #	MODEL	WEIGHT	RETAIL
128005	TREE SHEAR, CUTS TO 12"	1,123 LBS	\$8,483.00
<i>T1 blade, rotates 90°, holds tree as it shears. Includes hoses &amp; 1/2" couplers.</i>			



## TRENCHER - HIGH FLOW

PRODUCT #	MODEL	WEIGHT	RETAIL
131300-HF	TRENCHER, HIGH FLOW, 60" DEPTH, 6" COMBO	-	\$13,800.00
131305-HF	TRENCHER, HIGH FLOW, 60" DEPTH 8" COMBO	-	\$14,222.00
131310-HF	TRENCHER, HIGH FLOW, 60" DEPTH 12" COMBO	-	\$14,657.00
<i>Includes crumbler, requires mount- see page 31 for pricing.</i>			





## TRENCHER

Planetary drive, flow range 13-25 GPM (36" Bar)  
16-30 GPM (48" Bar)

PRODUCT #	MODEL	WEIGHT	RETAIL
131110	TRENCHER, 36" DEPTH, 4" DIRT CHAIN	390 LBS	\$8,316.00
131115	TRENCHER, 36" DEPTH, 6" DIRT CHAIN	575 LBS	\$8,471.00
131120	TRENCHER, 36" DEPTH, 8" DIRT CHAIN	585 LBS	\$8,793.00
131125	TRENCHER, 36" DEPTH, 4" COMBO CHAIN	697 LBS	\$7,127.00
131130	TRENCHER, 36" DEPTH, 6" COMBO CHAIN	780 LBS	\$7,559.00
131135	TRENCHER, 36" DEPTH, 8" COMBO CHAIN	780 LBS	\$7,350.00
131140	TRENCHER, 36" DEPTH, 4" ROCK CHAIN	751 LBS	\$7,352.00
131145	TRENCHER, 36" DEPTH, 6" ROCK CHAIN	751 LBS	\$7,790.00
131150	TRENCHER, 36" DEPTH, 8" ROCK CHAIN	751 LBS	\$7,914.00
131210	TRENCHER, 48" DEPTH, 6" EARTH CHAIN	1,120 LBS	\$10,127.00
131215	TRENCHER, 48" DEPTH, 8" DEARTH CHAIN	1,120 LBS	\$10,344.00
131220	TRENCHER, 48" DEPTH, 10" EARTH CHAIN	1,120 LBS	\$10,588.00
131225	TRENCHER, 48" DEPTH, 12" EARTH CHAIN	1,120 LBS	\$11,190.00
131230	TRENCHER, 48" DEPTH, 6" COMBO CHAIN	1,075 LBS	\$10,677.00
131235	TRENCHER, 48" DEPTH, 8" COMBO CHAIN	1,120 LBS	\$10,882.00
131240	TRENCHER, 48" DEPTH, 10" COMBO CHAIN	1,120 LBS	\$11,024.00
131245	TRENCHER, 48" DEPTH, 12" COMBO CHAIN	1,120 LBS	\$11,432.00
131250	TRENCHER, 48" DEPTH, 6" ROCK CHAIN	1,075 LBS	\$10,690.00
131255	TRENCHER, 48" DEPTH, 8" ROCK CHAIN	1,120 LBS	\$10,907.00
131260	TRENCHER, 48" DEPTH, 10" ROCK CHAIN	1,120 LBS	\$10,933.00
131265	TRENCHER, 48" DEPTH, 12" ROCK CHAIN	1,120 LBS	\$11,470.00
131005	TRENCHER MOUNT SKID STEER	146 LBS	\$942.00
131006	TRENCHER MOUNT, WIDE FRAME SIDE SHIFT	200 LBS	\$1,349.00
Includes hoses, couplers, & crumber. Specify base unit & mount. Side -shift mount is 75" wide & allows 60" of travel.			



## VIBRATORY ROLLER



PRODUCT #	MODEL	WEIGHT	RETAIL
124010	73" VIBRATORY ROLLER, SMOOTH	2,050 LBS	\$24,435.00
124015	73" VIBRATORY ROLLER, PAD FOOT	2,210 LBS	\$22,680.00
124030	84" VIBRATORY ROLLER, SMOOTH	2,300 LBS	\$23,594.00
124035	84" VIBRATORY ROLLER, PAD FOOT	2,450 LBS	\$24,293.00
Includes hoses & couplers.			



# EXCAVATOR ATTACHMENTS

AUGER DRIVE, EXTREME DUTY, SERIES 2.....	32
BRUSH CUTTER, HEAVY DUTY, MINI.....	32
BRUSH CUTTER, SEVERE DUTY, MINI.....	33
BRUSH CUTTER, SEVERE DUTY.....	33
BRUSH CUTTER, EXTREME DUTY.....	33
BREAKER.....	33
BUCKET, CAT.....	34
BUCKET, JOHN DEERE.....	34
BUCKET, KUBOTA.....	35
BUCKET, TAKEUCHI.....	35

BUCKET, SCREENING.....	36
GRAPPLES.....	36
LOG SPLITTER.....	36
PLATE COMPACTOR.....	36
POST DRIVER, VIBRATORY.....	37
RAKE.....	37
RIPPER.....	37
ROCK AND CONCRETE GRINDER.....	38
TREE GRUBBER.....	38



## AUGER DRIVE -EXTREME DUTY - SERIES 2

PRODUCT #	MODEL	BEST FLOW	WEIGHT	RETAIL
305705	EX1, W/2" HEX SHAFT	8-11 GPM	101 LBS	\$3,851.00
305708	EX2, W/2" HEX SHAFT	12-16 GPM	123 LBS	\$3,851.00
305712	EX3, W/2" HEX SHAFT	17-26 GPM	123 LBS	\$3,947.00
305715	EX4, W/2" HEX SHAFT	19-23 GPM	125 LBS	\$4,133.00
305720	EX4HF, W/2" HEX SHAFT	21-26 GPM	180 LBS	\$6,089.00
305725	EX5HF, W/2 1/2" HEX SHAFT	21-26 GPM	462 LBS	\$7,426.00
305728	EX6HF, W/2 1/2" HEX SHAFT	29-32 GPM	-	\$7,564.00
305730	EX7HF, W/2 1/2" HEX SHAFT	33-36 GPM	-	\$7,564.00

*Includes hoses, couplers. Requires 18x19 mount, sold separately. Planetary drive, 4-year warranty. See page 6-7 for Auger bits. Available to fit machines up to 60,000 lbs. Call for details*



## BRUSH CUTTERS - HEAVY DUTY MINI EXCAVATOR

PRODUCT #	MODEL	REQ FLOW	WEIGHT	RETAIL
103600	36" HEAVY DUTY W/ 80CC	13-24 GPM	552 LBS	\$8,509.00
103610	36" HEAVY DUTY W/ 100CC	29-36 GPM	675 LBS	\$8,888.00
103650	42" HEAVY DUTY W/ 80CC	13-24 GPM	662 LBS	\$9,076.00
103660	42" HEAVY DUTY W/ 100CC	25-31 GPM	662 LBS	\$9,091.00
103709	50" HEAVY DUTY W/, 80CC	13-22 GPM	914 LBS	\$9,713.00
103712	50" HEAVY DUTY W/ 100CC	23-28 GPM	1,148 LBS	\$9,713.00
103713	50" HEAVY DUTY W/ 125CC	28-33 GPM	826 LBS	\$9,687.00
103714	50" HEAVY DUTY W/ 160CC	31-41 GPM	1,216 LBS	\$8,453.00

*Mount, sold separately -call for pricing. Hoses provided may be longer/shorter than needed and may require modification by customer.*





## BRUSH CUTTERS -SEVERE DUTY MINI EXCAVATOR

PRODUCT #	MODEL	REQ FLOW	WEIGHT	RETAIL
103820	42" SD, 80CC PISTON MOTOR	16-26 GPM	625 LBS	\$11,375.00
<i>Requires 18x19 mount, sold separately-call for pricing. Hoses provided may be longer/shorter than needed and may require modification.</i>				



## BRUSH CUTTERS - LARGE EXCAVATOR

PRODUCT #	MODEL	REQ FLOW	WEIGHT	RETAIL
103850	60" EXCAVATOR , EXTREME DUTY, 150CC PISTON MOTOR	22-30 GPM	1,200 LBS	\$19,173.00
303860	60" EXCAVATOR , SEVERE DUTY, 150CC PISTON MOTOR	22-30 GPM	2,497 LBS	\$22,699.00
303865	60" EXCAVATOR , SEVERE DUTY, 200CC PISTON MOTOR	30-40 GPM	2,497 LBS	\$22,699.00
303867	60" EXCAVATOR , SEVERE DUTY, 250CC PISTON MOTOR	4050 GPM	2,497 LBS	\$22,699.00
<i>Requires 24x24 Mount, sold separately -call for pricing. Hoses provided may be longer/shorter than needed and may require modification by customer.</i>				



## BREAKERS, HYDRAULIC (HAMMERS)



PRODUCT #	MODEL	CARRIER WEIGHT	ENERGY CLASS	WEIGHT	RETAIL
135005	HB50	1,500-2,650 LBS	100	132 LBS	\$4,600.00
135009	HB95	2,650-4,000 LBS	200	220 LBS	\$5,332.00
135016	HB165	4,000-6,600 LBS	400	370 LBS	\$7,407.00
135021	HB210	6,100-9,900 LBS	500	463 LBS	\$9,725.00
135030	HB300	8,800-15,500 LBS	700	661 LBS	\$12,532.00
135040	HB400	13,500-20,900 LBS	1000	882 LBS	\$13,630.00
135053	HB530	17,650-25,350 LBS	1200	1,169 LBS	\$22,208.00
135095	HB950	22,000-33,000 LBS	2000	2,161 LBS	\$30,469.00
135098	HB1400	30,000-50,000 LBS	3000	2,976 LBS	\$41,488.00
135100	HB1800	48,000-70,000 LBS	4000	3,968 LBS	\$50,518.00
135105	HB2500	60,000-80,000 LBS	5000	5,291 LBS	\$80,536.00
135110	HB3000	70,000-110,000 LBS	7000	6,614 LBS	\$109,821.00
135410	HB300 EXCAVATOR HOSE KIT			15 LBS	\$527.00
135415	HB400-530 EXCAVATOR HOSE KIT			20 LBS	\$556.00
135420	HB950 EXCAVATOR HOSE KIT			20 LBS	\$1,782.00

*Requires blank mount, sold separately -call for pricing. Specify breaker, mount, tool, & hoses. Note: Universal hose length may not fit all machines. Customer is responsible for any hose modifications. One free tool included with breaker purchase (see p. 57 for tools). 3 year warranty, monoblock design, self-regulated flow and pressure.*



## BUCKETS - FOR CAT

PRODUCT #	MODEL	WEIGHT	RETAIL
7100512	12" 303/303.5/304E	135 LBS	\$1,671.00
7100518	18" 303/303.5/304E	195 LBS	\$1,786.00
7100524	24" CAT 303/303.5	145 LBS	\$2,104.00
7101012	12" 304C/304-CR	135 LBS	\$1,813.00
7101018	18" 304C/304-CR	145 lbs	\$2,018.00
7102124	24" 307E/308D & E	275 LBS	\$2,622.00
7102130	30" 307E/308D & E	275 LBS	\$2,995.00
7102136	36" 307E/308D & E	325 LBS	\$3,431.00
7103018	18" 311/312 313/314	585 LBS	\$5,472.00



## BUCKETS - FOR JOHN DEERE

PRODUCT #	MODEL	WEIGHT	RETAIL
7010512	12" 27/35 ZTS COUPLER	135 LBS	\$1,671.00
7010518	18" 27/35 ZTS COUPLER	145 LBS	\$1,786.00
7010524	24" 27/35 ZTS COUPLER	155 LBS	\$1,959.00
7010530	30" 27/35 ZTS COUPLER	165 LBS	\$2,104.00
7011012	12" 50/60 COUPLER	95 LBS	\$1,813.00
7011030	30" 50/60 COUPLER	125 LBS	\$2,332.00
7011112	12" 75/85 MOUNT	135 LBS	\$1,671.00
7011518	18" 75/85 MOUNT	145 LBS	\$2,479.00
7011536	36" 75/85 MOUNT	285 LBS	\$3,431.00
7012018	18" 120/135 MOUNT	245 LBS	\$5,472.00



**BUCKETS - FOR KUBOTA**

PRODUCT #	MODEL	WEIGHT	RETAIL
7200512	12" KX057 QUICK COUPLER	175 LBS	\$1,813.00
7200524	24" KX057 QUICK COUPLER	215 LBS	\$2,219.00
7201512	12" KX121/KX040/KX91 QUICK COUPLER	175 lbs	\$1,671.00
7201518	18" KX121/KX040/KX91 QUICK COUPLER	230 LBS	\$1,786.00
7201524	24" KX121/KX040/KX91 QUICK COUPLER	365 LBS	\$1,959.00
7201530	30" KX121/KX040/KX91 QUICK COUPLER	461LBS	\$2,104.00
7201536	36" KX121/KX040/KX91 QUICK COUPLER	220 LBS	\$2,219.00
7203036	36" KX161 QUICK COUPLER	295LBS	\$2,219.00



**BUCKETS - FOR TAKEUCHI**

PRODUCT #	MODEL	WEIGHT	RETAIL
7051524	24" TB145/TB250	145 LBS	\$2,219.00
7052012	12" TB260	155 LBS	\$1,813.00
7052024	24" TB260	185 LBS	\$2,219.00
7052030	30" TB260	185 LBS	\$2,332.00



## EXCAVATOR BUCKETS - SCREENING

PRODUCT #	MODEL	WEIGHT	RETAIL
145110	33" MODEL 3-33E FITS 6K-11K LB MACHINES	557 LBS	\$14,811.00
145115	40" MODEL 4-40HE FITS 11K-22K LB MACHINES	1,104 LBS	\$22,046.00
145117	47" MODEL 4-47HE FITS 22K-30K LB MACHINES	1,179 LBS	\$22,347.00
145120	60" MODEL 4-60HE FITS 28K-35K LB MACHINES	1,585 LBS	\$25,820.00
145135	60" MODEL 6-60HDX FITS 35K-44K LB MACHINES	1,585 LBS	\$47,257.00
<i>Hoses &amp; couplers not included. Requires blank back mount, sold separately, call for pricing.</i>			



## EXCAVATOR LOG SPLITTER HD SERIES 2

PRODUCT #	MODEL	WEIGHT	RETAIL
150112	LOG SPLITTER HD SERIES 2 25 TON	-	\$4,344.00
<i>Includes hoses &amp; 1/2" couplers (REQ's 18x19 mount and wedge, sold separately)</i>			



## PLATE COMPACTOR

PRODUCT #	MODEL	WEIGHT	RETAIL
151005	C310, FITS 5K-12K, 24"X12"	552 LBS	\$8,993.00
151010	C410, FITS 12K-22K, 32"X16"	880 LBS	\$12,532.00
151015	C610, FITS 24K-42K, 48"X24"	2,000 LBS	\$20,341.00
135405	HOSE KIT FOR C310	15 LBS	\$446.00
135410	HOSE KIT FOR C410	20 LBS	\$527.00
135420	HOSE KIT FOR C610	20 LBS	\$1,782.00
<i>Low vibration and noise, same widths as standard trenching buckets, high pressure cutoff valve to protect motor. Hoses &amp; couplers sold separately. Requires blank back mount, sold separately -call for pricing. Hoses provided may be longer/shorter than needed and may require modification by customer.</i>			



## VIBRATING POST DRIVER

PRODUCT #	MODEL	WEIGHT	RETAIL
100500	VIBRATING POST DRIVER CASE DRAIN REQ ON MACHINE (ADD MOUNT)	264 LBS	\$11,562.00
100505	VIBRATING POST DRIVER W/TILT CASE DRAIN REQ ON MACHINE (ADD MOUNT)	400 LBS	\$13,697.00
<i>Requires 18x19 mount, sold separately -call for pricing. Hoses provided may be longer/shorter than needed and may require modification by customer.</i>			



## RAKE - FITS 6K-10K LB MACHINES

PRODUCT #	MODEL	WEIGHT	RETAIL
170405	24" WIDE EXCAVATOR RAKE	185 LBS	\$1,589.00
170410	30" WIDE EXCAVATOR RAKE	205 LBS	\$1,838.00
170415	36" WIDE EXCAVATOR RAKE	225 LBS	\$2,078.00
170420	42" WIDE EXCAVATOR RAKE	245 LBS	\$2,260.00
170425	48" WIDE EXCAVATOR RAKE	265 LBS	\$2,500.00
170430	54" WIDE EXCAVATOR RAKE	285 LBS	\$2,705.00
170435	60" WIDE EXCAVATOR RAKE	305 LBS	\$2,916.00
<i>Requires 18x19 mount, sold separately -call for pricing.</i>			



## RAKE - FITS 10K-15K LB MACHINES

PRODUCT #	MODEL	WEIGHT	RETAIL
170470	42" WIDE EXCAVATOR RAKE	340 LBS	\$3,076.00
170475	48" WIDE EXCAVATOR RAKE	372 LBS	\$3,348.00
170480	54" WIDE EXCAVATOR RAKE	404 LBS	\$3,608.00
170485	60" WIDE EXCAVATOR RAKE	436 LBS	\$3,884.00
170490	66" WIDE EXCAVATOR RAKE	468 LBS	\$4,145.00
<i>Requires 18x19 mount, sold separately -call for pricing.</i>			



## EXCAVATOR RIPPER

PRODUCT #	MODEL	WEIGHT	RETAIL
670105-0120	RIPPER, FITS JOHN DEERE 120/135	900 LBS	\$6,953.00



## ROCK & CONCRETE GRINDER

PRODUCT #	MODEL	MOUNT SIZE	WEIGHT	RETAIL
159010	G1S, FITS 2,200 -6,600 LB MACHINES, 5-12 GPM	18X19	265 LBS	\$25,646.00
159015	G1, FITS 4,400 -17,500 LB MACHINES, 8-20 GPM	18X19	635 LBS	\$33,023.00
159020	G2, FITS 11K-33K LB MACHINES, 12-26 GPM	18x19	1,035 LBS	\$45,336.00
150925	G3, FITS 26K-44K LB MACHINES, 30-34 GPM	24x24	2,045 LBS	\$70,535.00
159030	G3XL, FITS 33K-44K LB MACHINES, 30-45 GPM	24x24	2,290 LBS	\$77,235.00
159035	G4, FITS 50K-90K LB MACHINES, 50-85 GPM	24X24	4,125 LBS	\$119,184.00
<i>Requires 18x19 or 24x24 mount, sold separately -call for pricing.</i>				



## TREE GRUBBER

PRODUCT #	MODEL	WEIGHT	RETAIL
102110	TREE GRUBBER, W/18X19 BLANK PLATE	285 LBS	\$1,270.00
102150	TREE GRUBBER, W/24X24 BLANK PLATE	342 LBS	\$3,506.00
<i>Requires 18x19 or 24x24 mount, sold separately -call for pricing.</i>			



# TRACTOR ATTACHMENTS

3-POINT CONVERSION.....	39	DISC HARROW.....	43
AUXILIARY PUMP FOR PTO.....	39	FINISHING MOWER.....	43
AUGER DRIVE, EXTREME, SERIES 2.....	39	FLAIL MOWER.....	43
BALE SQUEEZE.....	40	GRAPPLE, BUCKET.....	44
BOX BLADE.....	40	GRAPPLE, TRACTOR.....	44
BLADE, GRADER, DUAL EDGE.....	40	GRAPPLE, ROCK BUCKET.....	44
BLADE, GRADER, HD.....	40	GRAPPLE, ROOT.....	45
BROOM, STANDARD & HD PUSH.....	40	PALLET FORKS.....	18-20
BROOM, HD ANGLE SERIES 2.....	41	PLOW, MOLDBOARD.....	44
BUCKET, DISPENSING.....	41	RAKE, LANDSCAPE.....	45
BUCKET, ROCK.....	41	RAKE, POWER.....	45
BUCKET, SNOW & MULCH.....	42	ROTOTILLER, HD.....	45
BUCKET, TRACTOR.....	42	SNOW PUSHER.....	46
CUTTER, STANDARD.....	43	SNOW PUSHER, TRIP-EDGE.....	46
CUTTER, HD, ROUND BACK.....	43	SOD ROLLER.....	46
CUTTER, HD, DUAL SPINDLE.....	43	TRAILER SPOTTER.....	46
CUTTER, FLEX WING.....	43	TREE BOOM.....	46
CUTTER, MULTI PURPOSE.....	43	TREE PULLER.....	46

## 3-POINT CONVERSION

PRODUCT #	MODEL	WEIGHT	RETAIL
113105	UNIVERSAL TO 3 PT HITCH CONVERSION, CAT 1	147 LBS	\$984.00
113110	UNIVERSAL TO 3 PT HITCH CONVERSION, CAT 2	225 LBS	\$1,634.00



## AUXILIARY PUMP FOR PTO

PRODUCT #	MODEL	WEIGHT	RETAIL
403000	FLOW PUMP W/ 3 POINT HITCH MOUNT	400 LBS	\$3,370.00

Hoses not included.



## AUGER DRIVE -EXTREME DUTY - SERIES 2



PRODUCT #	MODEL	BEST FLOW	WEIGHT	RETAIL
305705	EX1, W/2" HEX SHAFT	8-11 GPM	101 LBS	\$3,851.00
305708	EX2, W/2" HEX SHAFT	12-16 GPM	123 LBS	\$3,945.00
305712	EX3, W/2" HEX SHAFT	17-26 GPM	123 LBS	\$3,947.00
305715	EX4, W/2" HEX SHAFT	19-23 GPM	125 LBS	\$4,133.00
305720	EX4HF, W/2" HEX SHAFT	21-26 GPM	180 LBS	\$6,089.00
305725	EX5HF, W/2 1/2" HEX SHAFT	21-26 GPM	462 LBS	\$7,426.00
305728	EX6HF, W/2 1/2" HEX SHAFT	29-32 GPM	-	\$7,564.00
305730	EX7HF, W/2 1/2" HEX SHAFT	33-36 GPM	-	\$7,589.00

Mounts available to fit most tractors. See page 6-7 for auger bit pricing.



## BALE SQUEEZE -HYDRAULIC ROUND

PRODUCT #	MODEL	WEIGHT	RETAIL
111105	BALE SQUEEZE 2,000 CAPACITY	400 LBS	\$3,746.00
211110	OPTIONAL BOLT-ON GRIPPERS (REQUIRES 2)	60 LBS	\$354.35
<i>Features: Handles round bales, hoses &amp; couplers included. Opens to 70", Euro/Global mount available. Optional grippers help when handling wet or plastic wrapped bales.</i>			



## BOX BLADE, COMPACT TRACTOR

PRODUCT #	MODEL	WEIGHT	RETAIL
426010	48" BOX BLADE, MED DUTY, HP 15-45	285 LBS	\$1,426.00
426015	60" BOX BLADE, MED DUTY, HP 15-45	342 LBS	\$1,649.00
426110	72" BOX BLADE, HEAVY DUTY, HP 30-70	496 LBS	\$2,306.00
426115	84" BOX BLADE, HEAVY DUTY, HP 30-70	524 LBS	\$2,578.00
426120	96" BOX BLADE, HEAVY DUTY, HP 30-70, QUICK HITCH	640 LBS	\$2,819.00
<i>Adjustable ripper shanks, fits cat 1.</i>			



## BLADE -GRADER -DUAL EDGE

PRODUCT #	MODEL	WEIGHT	RETAIL
423110	60" DUAL EDGE, W/REPLACEABLE CUT EDGE, 25-40 HP	519 LBS	\$2,830.00
423112	60" DUAL EDGE, W/REPLACEABLE CUT EDGE 25-55 HP	519 LBS	\$2,848.00
423115	72" DUAL EDGE, W/REPLACEABLE CUT EDGE, 30-55 HP	572 LBS	\$3,120.00
423117	72" DUAL EDGE, W/REPLACEABLE CUT EDGE & SHANKS	572 LBS	\$3,142.00
423120	84" DUAL EDGE, W/REPLACEABLE CUT EDGE, 35-70 HP	624 LBS	\$3,702.00
423122	84" DUAL EDGE, W/REPLACEABLE CUT EDGE & SHANKS	640 LBS	\$3,928.00
423127	96" DUAL EDGE, W/REPLACEABLE CUT EDGE & SHANKS	640 LBS	\$4,209.00



## BLADES-GRADER -HEAVY DUTY

PRODUCT #	MODEL	WEIGHT	RETAIL
423010	72" GRADER BLADE, HP 45-75	439 LBS	\$2,785.00
423015	84" GRADER BLADE, HP 55-75	469 LBS	\$2,898.00
423020	96" GRADER BLADE, HP 55-75	503 LBS	\$3,054.00
<i>5 position angle moving forward &amp; in reverse, 3 position tilt, fits cat 1 &amp; 2.</i>			



## BROOMS-PUSH HEAVY DUTY & STANDARD DUTY

PRODUCT #	MODEL	WEIGHT	RETAIL
316030	60" STANDARD DUTY	271 LBS	\$3,346.00
316035	72" STANDARD DUTY	341 LBS	\$3,552.00
316040	60" PUSH HEAVY DUTY	426 LBS	\$3,412.00
316045	72" PUSH HEAVY DUTY	459 LBS	\$3,870.00
316055	96" PUSH HEAVY DUTY	535 LBS	\$4,781.00
116020	FORKLIFT MOUNT (HD MODEL REQ 116027)	52 LBS	\$504.00
<i>Specify broom &amp; mount. 11" bristle height. Does not angle. Prices shown for universal skid steer mount. Other mounts available - call for pricing.</i>			





## BROOMS-ANGLE HEAVY DUTY - SERIES 2

PRODUCT #	MODEL	WEIGHT	RETAIL
116207	60" MANUAL ANGLE	755 LBS	\$6,018.00
116212	72" MANUAL ANGLE	815 LBS	\$6,224.00
116217	84" MANUAL ANGLE	875 LBS	\$6,404.00
116222	96" MANUAL ANGLE	980 LBS	\$7,282.00
116205	60" HYDRAULIC ANGLE (REQ WIRING HARNESS)	1,300 LBS	\$7,335.00
116210	72" HYDRAULIC ANGLE (REQ WIRING HARNESS)	1,450 LBS	\$7,524.00
116215	84" HYDRAULIC ANGLE (REQ WIRING HARNESS)	850 LBS	\$8,033.00
116220	96" HYDRAULIC ANGLE (REQ WIRING HARNESS)	1,015 LBS	\$8,586.00
316154	ANGLE HD 2 WATER KIT FOR 60"	20 LBS	\$1,983.00
316156	ANGLE HD 2 WATER KIT FOR 72"	20 LBS	\$2,007.00
316158	ANGLE HD 2 WATER KIT FOR 84"	20 LBS	\$2,031.00
316160	ANGLE HD 2 WATER KIT FOR 96"	20 LBS	\$2,081.00
200010	UNIVERSAL WIRE HARNESS	2 LBS	\$331.63
216900	*14 PIN HARNESS	2 LBS	\$225.00
216905	*CAT 8-PIN	2 LBS	\$429.30
216950	*BOBCAT 7-PIN	2 LBS	\$742.16
200011	OEM EXTENSION HARNESS	2 LBS	\$175.94
Includes poly/steel bristles, floating quick attach. Wiring harness sold separately. Flow range 15-25 GPM. 30° angle, 26" diameter bristles. *REQ PN200011 extension.			



## BUCKETS- DISPENSING *Carry and pour flowable materials*



PRODUCT #	MODEL	WEIGHT	RETAIL
110005	1/2 YARD DISPENSING BUCKET	393 LBS	\$2,190.00
110010	1/2 YARD DISPENSING BUCKET W/HYDRAULIC DOOR	403 LBS	\$2,636.00
110035	3/4 YARD DISPENSING BUCKET	452 LBS	\$2,079.00
110040	3/4 YARD DISPENSING BUCKET W/HYDRAULIC DOOR	477 LBS	\$2,894.00



## BUCKETS-ROCK *3" tine spacing, gusseted tips. A36 steel powder coated paint.*

PRODUCT #	MODEL	TINE THICKNESS	WEIGHT	RETAIL
108320	66" STANDARD DUTY ROCK BUCKET	3/8"	424 LBS	\$3,255.00
108335	72" STANDARD DUTY ROCK BUCKET	3/8"	465 LBS	\$3,674.00
108350	78" STANDARD DUTY ROCK BUCKET	3/8"	-	\$3,837.00
108405	66" EXTREME DUTY ROCK BUCKET	1/2"	615 LBS	\$3,796.00
108410	72" EXTREME DUTY ROCK BUCKET	1/2"	650 LBS	\$4,159.00
108415	78" EXTREME DUTY ROCK BUCKET	1/2"	650 LBS	\$4,495.00
108420	84" EXTREME DUTY ROCK BUCKET	1/2"	690 LBS	\$4,542.00



## BUCKETS-SNOW & MULCH - STANDARD DUTY

PRODUCT #	MODEL	STRUCK CAP.	WEIGHT	RETAIL
108520	60" SNOW & MULCH, 3/16" WRAP	20 CU FT	450 LBS	\$1,319.00
108530	66" SNOW & MULCH, 3/16" WRAP	22.9 CU FT	468 LBS	\$1,606.00
108540	72" SNOW & MULCH, 3/16" WRAP	25 CU FT	508 LBS	\$2,543.00
108545	78" SNOW & MULCH, 3/16" WRAP	27 CU FT	550 LBS	\$1,931.00
108550	84" SNOW & MULCH, 3/16" WRAP	29.1 CU FT	605 LBS	\$2,076.00
108570	90" SNOW & MULCH, 3/16" WRAP	31.2 CU FT	601 LBS	\$2,744.00
108580	96" SNOW & MULCH, 3/16" WRAP	34.5 CU FT	767 LBS	\$2,296.00
108590	102" SNOW & MULCH, 3/16" WRAP	37.8 CU FT	728 LBS	\$2,433.00
<i>3/4" cutting edge, high capacity, 26"h x 38" deep. See p.56-57 for bolt-on edge &amp; toothbar pricing.</i>				



## BUCKETS-SNOW & MULCH -HEAVY DUTY

PRODUCT #	MODEL	STRUCK CAP.	WEIGHT	RETAIL
108620	60" SNOW & MULCH, HD, 1/4 WRAP	21 CU FT	585 LBS	\$1,470.00
108630	66" SNOW & MULCH, HD, 1/4 WRAP	22.9 CU FT	550 LBS	\$1,613.00
108640	72" SNOW & MULCH, HD, 1/4 WRAP	25 CU FT	575 LBS	\$2,858.00
108650	78" SNOW & MULCH, HD, 1/4 WRAP	27 CU FT	805 LBS	\$2,959.00
108660	84" SNOW & MULCH, HD, 1/4 WRAP	29.1 CU FT	700 LBS	\$3,155.00
108670	90" SNOW & MULCH, HD, 1/4 WRAP	31.2 CU FT	950 LBS	\$3,318.00
108680	96" SNOW & MULCH, HD, 1/4 WRAP	34.5 CU FT	1,000 LBS	\$3,623.00
108682	102" SNOW & MULCH, HD, 1/4 WRAP	36 CU FT	- LBS	\$3,841.00
<i>3/4" cutting edge, high capacity, 26"h x 38" deep. See p.56-57 for bolt-on edge &amp; toothbar pricing.</i>				



## BUCKETS-SNOW & MULCH -HIGH BACK 32" h x 38" long-bottom. Ribs inside to strengthen floor & back. 3/16" wrap, 3/8" edge. See p.56-57 for bolt-on edge & toothbar pricing.

PRODUCT #	MODEL	WEIGHT	RETAIL
108701	60" SNOW & MULCH, HIGH BACK WITH MESH	690 LBS	\$3,050.00
108702	72" SNOW & MULCH, HIGH BACK WITH MESH	-	\$3,196.00
108700	78" SNOW & MULCH, HIGH BACK WITH MESH	704 LBS	\$3,264.00
108705	84" SNOW & MULCH, HIGH BACK WITH MESH	-	\$3,685.00
108710	96" SNOW & MULCH, HIGH BACK WITH MESH	-	\$4,354.00
108715	102" SNOW & MULCH, HIGH BACK WITH MESH	-	\$4,624.00



## BUCKETS-TRACTOR

PRODUCT #	MODEL	STRUCK CAP.	WEIGHT	RETAIL
108825	60" TRACTOR BUCKET, SMOOTH	14.4 CU FT	375 LBS	\$1,581.00
108830	66" TRACTOR BUCKET, SMOOTH	15.8 CU FT	400 LBS	\$1,629.00
108835	72" TRACTOR BUCKET, SMOOTH	17.2 CU FT	420 LBS	\$1,689.00
108840	78" TRACTOR BUCKET, SMOOTH	18.7 CU FT	460 LBS	\$1,917.00
108845	84" TRACTOR BUCKET, SMOOTH	20.1 CU FT	490 LBS	\$1,997.00
<i>Available with Euro-Ag/Global &amp; John Deere 400/500 mounts. Call for pricing.</i>				



## CUTTER-TRACTOR -STD/ROUND BACK/HEAVY DUTY (WITH CHAINS & CLUTCH)

PRODUCT #	MODEL	WEIGHT	RETAIL
403010	4' CUTTER, STD, 14-45 HP, 1.5 CUTTING CAP	538 LBS	\$3,840.00
403115	6' CUTTER, RB HD, 40-80 HP, 2.5 CUTTING CAP	700 LBS	\$5,585.00
403120	7' CUTTER, RB HD, 55-95 HP, 2.5 CUTTING CAP	1,289 LBS	\$8,898.00
403125	8' CUTTER, HD, 40-80 HP, LIFT TYPE	1,250 LBS	\$11,619.00
403127	10' CUTTER, HD, 42 HP, LIFT TYPE	1,405 LBS	\$13,088.00
403129	8' CUTTER, HD, 42 HP, PULL TYPE	1,295 LBS	\$15,341.00
403130	10' CUTTER, HD, 52 HP, PULL TYPE	2,050 LBS	\$17,401.00



## CUTTER-TRACTOR - FLEX WING

PRODUCT #	MODEL	TIRES	WEIGHT	RETAIL
403150	12' FLEX WING, 35 HP, 2" CUTTING CAP	LAMINATED	2,760 LBS	\$24,952.00
403155	15' FLEX WING, 55 HP, 4" CUTTING CAP	LAMINATED	5,180 LBS	\$33,249.00
403157	15' FLEX WING, 55 HP, 4" CUTTING CAP	AIRCRAFT	5,180 LBS	\$24,952.00
403158	15' FLEX WING, 55 HP, 6" CUTTING CAP, W/LED LIGHTS	AIRCRAFT	5,600 LBS	\$33,249.00



## CUTTER-TRACTOR -MULTI PURPOSE *Listed w/universal skid steer mount. Mounts available to fit most tractors.*

PRODUCT #	MODEL	WEIGHT	RETAIL
403810	32" MULTI-PURPOSE CUTTER 9-14 GPM	369 LBS	\$8,487.00
403850	44" MULTI-PURPOSE CUTTER 9-14 GPM	504 LBS	\$8,657.00
403870	44" MULTI-PURPOSE CUTTER 15-20 GPM	504 LBS	\$8,794.00



## DISC HARROW -TRACTOR *18" Discs, sealed bearings, fits category 1.*

PRODUCT #	MODEL	WEIGHT	RETAIL
445010	60" DISC HARROW, 30-40 HP, 16 BLADES	650 LBS	\$4,101.00
445015	72" DISC HARROW, 35-45 HP, 20 BLADES	700 LBS	\$4,389.00
445020	84" DISC HARROW, 40-60 HP, 24 BLADES	750 LBS	\$4,855.00




## FINISHING MOWER -TRACTOR *Dual belt rear discharge.*

PRODUCT #	MODEL	WEIGHT	RETAIL
403510	48" FINISH MOWER, 20-50 HP	450 LBS	\$4,727.00
403515	60" FINISH MOWER, 25-50 HP	499 LBS	\$4,992.00
403520	72" FINISH MOWER, 30-50 HP	554 LBS	\$5,369.00
403525	84" FINISH MOWER, 35-60 HP	662 LBS	\$7,147.00



## FLAIL MOWER -TRACTOR *Standard duty fits category 1, HD fits category 2. Includes hoses. Couplers sold separately.*

PRODUCT #	MODEL	WEIGHT	RETAIL
403710	69" FLAIL MOWER, W/HYDRAULIC SIDESHIFT	908 LBS	\$7,989.00
403720	81" FLAIL MOWER, W/HYDRAULIC SIDESHIFT	957 LBS	\$8,507.00
403730	87" FLAIL MOWER, W/HYDRAULIC SIDESHIFT	1,063 LBS	\$9,325.00
403740	87" FLAIL MOWER, HD W/HYDRAULIC SIDESHIFT	1,726 LBS	\$12,575.00
403750	98" FLAIL MOWER, HD W/HYDRAULIC SIDESHIFT	1,907 LBS	\$14,174.00



## GRAPPLES -BUCKET (LIGHT, HEAVY, & SEVERE DUTY)

Available with Euro-Ag/Global & John Deere 400/500 mounts. Call for pricing.

PRODUCT #	MODEL	LIFT CAP.	WEIGHT	RETAIL
106065	66" GRAPPLE BUCKET, LIGHT DUTY, DUAL CLAMPS	11.07 CU FT	480 LBS	\$3,198.00
106077	60" GRAPPLE BUCKET,HD, DUAL CLAMPS	10.26 CU FT	740 LBS	\$4,077.00
106085	66" GRAPPLE BUCKET, HD, DUAL CLAMPS	11.07 CU FT	587 LBS	\$4,315.00
106095	72" GRAPPLE BUCKET, HD, DUAL CLAMPS	11.88 CU FT	613 LBS	\$4,411.00
106430	60" GRAPPLE BUCKET, SEVERE DUTY	10.26 CU FT	875 LBS	\$4,929.00
106445	66" GRAPPLE BUCKET, SEVERE DUTY	11.07 CU FT	910 LBS	\$7,221.00
106455	72" GRAPPLE BUCKET, SEVERE DUTY	11.88 CU FT	995 LBS	\$7,691.00
106457	72" GRAPPLE BUCKET, SEVERE DUTY W/ TEETH	11.88 CU FT	1,066 LBS	\$8,270.00
106465	78" GRAPPLE BUCKET, SEVERE DUTY	12.69 CU FT	1,033 LBS	\$8,477.00
106475	84" GRAPPLE BUCKET, SEVERE DUTY	14.04 CU FT	1,066LBS	\$8,621.00

Severe duty has removable bolt-on sides for carrying logs.



## GRAPPLE, TRACTOR

Hoses included w/1/2" flat face couplers. Available with Euro-Ag/Global & John Deere 400/500 mounts. Call for pricing.

PRODUCT #	MODEL	WEIGHT	RETAIL
107204	60" TRACTOR GRAPPLE RAKE W/DUAL CLAMPS	727 LBS	\$4,153.00
107207	66" TRACTOR GRAPPLE RAKE W/DUAL CLAMPS	756 LBS	\$4,280.00
107210	72" TRACTOR GRAPPLE RAKE W/DUAL CLAMPS	775 LBS	\$4,412.00



## BUCKET -ROCK -W/GRAPPLE

STD-dual grapples, lighter weight 3/8" top clamps, exposed cylinders & hoses  
 HD-dual grapples, covered cylinders & hoses, 1/2" top tines, solid top clamps  
 SD-1/2" material throughout, welded cylinders, 1.25" pivot pins, opens to 30", bolt-on sides.

PRODUCT #	MODEL	WEIGHT	RETAIL
108319	60" BUCKET, W/STANDARD GRAPPLE	583 LBS	\$4,974.00
108325	66" BUCKET, W/STANDARD GRAPPLE	608 LBS	\$5,213.00
108340	72" BUCKET, W/STANDARD GRAPPLE	633 LBS	\$5,783.00
108330	66" BUCKET, W/HEAVY DUTY GRAPPLE	689 LBS	\$6,092.00
108345	72" BUCKET, W/HEAVY DUTY GRAPPLE	740 LBS	\$6,265.00
108360	78" BUCKET, W/HEAVY DUTY GRAPPLE	764 LBS	\$6,751.00
108380	84" BUCKET, W/HEAVY DUTY GRAPPLE	787 LBS	\$7,318.00
108450	72" BUCKET, SEVERE DUTY W/GRAPPLE	1,096 LBS	\$9,703.00
108455	78" BUCKET, SEVERE DUTY W/GRAPPLE	1,142 LBS	\$10,234.00
108460	84" BUCKET, SEVERE DUTY W/GRAPPLE	1,194 LBS	\$10,432.00



## PLOW -MOLDBOARD

Shear pins to protect plow. replaceable shear & moldboard. Fits category 1.

PRODUCT #	MODEL	WEIGHT	RETAIL
440012	14" MOLDBOARD PLOW, SINGLE BOTTOM	188 LBS	\$1,485.00
440010	16" MOLDBOARD PLOW, SINGLE BOTTOM	205 LBS	\$1,485.00
440015	16" MOLDBOARD PLOW, DOUBLE BOTTOM	1,160 LBS	\$2,499.00





## GRAPPLES, ROOT

PRODUCT #	MODEL	WEIGHT	RETAIL
106053-S	48" GRAPPLE, ROOT, LIGHT DUTY, SINGLE CLAMP	-	\$3,011.00
106054-S	52" GRAPPLE, ROOT, LIGHT DUTY, SINGLE CLAMP	-	\$3,021.00
106053	48" GRAPPLE, ROOT, LIGHT DUTY, DUAL CLAMPS	-	\$3,595.00
106054	52" GRAPPLE, ROOT, LIGHT DUTY, DUAL CLAMPS	-	\$3,563.00
106057	56" GRAPPLE, ROOT, LIGHT DUTY, DUAL CLAMPS	-	\$3,686.00
106055	60" GRAPPLE, ROOT, LIGHT DUTY, DUAL CLAMPS	425 LBS	\$3,668.00
106060	66" GRAPPLE, ROOT, LIGHT DUTY, DUAL CLAMPS	456 LBS	\$3,667.00
<i>For small tractors &amp; skid steers w/ 1,500 lbs lift or less. Available with Euro-Ag/Global &amp; John Deere 400/500 mounts. Call for pricing.</i>			



## RAKE -LANDSCAPE

PRODUCT #	MODEL	WEIGHT	RETAIL
433010	4' LANDSCAPE RAKE, 15-45 HP	158 LBS	\$1,106.00
433015	5' LANDSCAPE RAKE, 20-45 HP	180 LBS	\$1,268.00
433020	6' LANDSCAPE RAKE, 25-45 HP	229 LBS	\$1,369.00
433025	7' LANDSCAPE RAKE, 30-45 HP	251 LBS	\$1,582.00
433030	8' LANDSCAPE RAKE, 35-45 HP	285 LBS	\$1,781.00
<i>6 tines per ft, angle adjustment, 5 position forward &amp; reverse, quick hitch compatible. FITS CAT 1 &amp; 3 point hitch.</i>			



## RAKE -POWER -3 POINT HITCH *Side shields increase capacity.*

PRODUCT #	MODEL	TEETH	WEIGHT	RETAIL
432401	48" POWER RAKE, HD2, CAT 1	FIXED	690 LBS	\$13,919.00
432403	60" POWER RAKE, HD, CAT 1	FIXED	750 LBS	\$14,199.00
432105	72" POWER RAKE, EXTREME DUTY	REPLACEABLE	1,565 LBS	\$16,574.00
432107	72" POWER RAKE, EXTREME DUTY	FIXED	1,495 LBS	\$16,019.00
432110	84" POWER RAKE, EXTREME DUTY	REPLACEABLE	1,585 LBS	\$17,117.00
432112	84" POWER RAKE, EXTREME DUTY	FIXED	1,495 LBS	\$16,340.00
432115	96" POWER RAKE, EXTREME DUTY	REPLACEABLE	1,685 LBS	\$18,339.00
432117	96" POWER RAKE, EXTREME DUTY	FIXED	1,585 LBS	\$16,731.00
132050	OPTIONAL SKID SHOES		30 LBS	\$568.00
332710	OPTIONAL HYDRAULIC ANGLE KIT, W/60" HOSE		-	\$849.00
332715	OPTIONAL HYDRAULIC ANGLE KIT, W/84" HOSE		-	\$877.00
Hydraulic angle not available on HD models. (HD fits CAT 1 & 3 pt hitch, Extreme fits CAT 2 & 3 pt hitch)				



## ROTOTILLER TRACTOR

*7" tilling depth, adjustable skid shoes, parking stand. spring tension smoother.*

PRODUCT #	MODEL	WEIGHT	RETAIL
429010	48" TILLER,LIGHT, 20-35 HP, HD GEAR DRIVE	399 LBS	\$3,638.00
429015	60" TILLER,STD, 25-40 HP, HD GEAR DRIVE	564 LBS	\$4,360.00
429020	72" TILLER,STD, 35-50 HP, HD GEAR DRIVE	683 LBS	\$4,988.00
429030	84" TILLER,HD, 50-65 HP, HD GEAR DRIVE	990 LBS	\$6,451.00



## SNOW PUSHER *Available to fit most tractors mounts, Poly skid shoes available.*

PRODUCT #	MODEL	WEIGHT	RETAIL
120310	48" SNOW PUSHER, STANDARD DUTY	271 LBS	\$1,739.00
120111	60" SNOW PUSHER, STANDARD DUTY	625 LBS	\$3,007.00
120113	72" SNOW PUSHER, STANDARD DUTY	650 LBS	\$4,138.00
120115	96" SNOW PUSHER, STANDARD DUTY	740 LBS	\$4,688.00
120120	120" SNOW PUSHER, STANDARD DUTY	863 LBS	\$4,246.00
120135	72" SNOW PUSHER, HEAVY DUTY	624 LBS	\$4,567.00
120150	96" SNOW PUSHER, HEAVY DUTY	770 LBS	\$6,136.00
120155	120" SNOW PUSHER, HEAVY DUTY	875 LBS	\$5,825.00
120114	SNOW PUSHER, PULL BACK OPTION, 72" STD/HD	150 LBS	\$804.00
120117	SNOW PUSHER, PULL BACK OPTION, 96" STD/HD	150 LBS	\$958.00
120122	SNOW PUSHER, PULL BACK OPTION, 120" STD/HD	943 LBS	\$1,123.00
220330	OPTIONAL POLY SKID SHOE (REQ 2)	20 LBS	\$476.40



## SOD ROLLER

PRODUCT #	MODEL	WEIGHT	RETAIL
102200	36" WIDE ROLL	225 LBS	\$1,485.00
102205	42" WIDE ROLL	240 LBS	\$1,537.00
102215	50" WIDE ROLL	255 LBS	\$1,585.00
302305	ADJUSTABLE, 36" - 48" WIDE ROLL	280 LBS	\$1,743.00



## TRAILER SPOTTER *Available to fit most tractors mounts,*

PRODUCT #	MODEL	LIFT CAP.	WEIGHT	RETAIL
112010	TRAILER SPOTTER	3,500 LBS	118 LBS	\$639.00



## TREE BOOM

PRODUCT #	MODEL	LIFT CAP.	WEIGHT	RETAIL
112005	TREE BOOM, 3,500 LIFT	3,500 LBS	169 LBS	\$1,002.00
112001	TREE BOOM, HEAVY DUTY	6,000 LBS	365 LBS	\$2,089.00
112002	TREE BOOM, SEVERE DUTY	6,000 LBS	400 LBS	\$2,979.00
212050	OPTIONAL CLEVIS W/SWIVEL HOOK	6,000 LBS	4 LBS	\$229.22



## TREE PULLER

PRODUCT #	MODEL	WEIGHT	RETAIL
127006	TREE & POST PULLER, STANDARD DUTY	291 LBS	\$2,822.00
127010	TREE & POST PULLER, HEAVY DUTY	415 LBS	\$3,725.00



## MINI-MACHINE ATTACHMENTS

AUGER DRIVE.....	47	GRAPPLES, ROOT.....	52
BACKHOE.....	47	LAND PLANE.....	52
BLADES.....	47-48	LOG GRAPPLE.....	53
BREAKER.....	48	LOG SPLITTER.....	52
BROOMS, ANGLE HD, SERIES 2.....	48	POST DRIVER, VIBRATORY.....	53
BROOM, PUSH.....	49	RAKE, POWER, HEAVY DUTY.....	53
BRUSH CUTTER.....	49	ROTOTILLER, HEAVY DUTY.....	53
BUCKET, 4-IN-1.....	49	SNOW BLOWER.....	53
BUCKET, FRONT DUMP.....	49	SNOW PUSHER.....	54
BUCKET, ROCK.....	49	SOD ROLLER.....	54
BUCKET, LOW PROFILE.....	50	STUMP BUCKET.....	54
BUCKET, SNOW & MULCH.....	51	TRAILER SPOTTER.....	54
FORK, GRAPPLE.....	51	TREE BOOM.....	54
FORK, NURSERY.....	51	TRENCHER.....	54
FORK, PALLET.....	51		
FORK, HYDRAULIC PALLET.....	52		
GRAPPLE, BUCKET.....	52		
GRAPPLE, RAKE.....	52		
GRAPPLE, ROCK BUCKET.....	52		

Part numbers listed are not machine specific. Specify which mount is needed.

Universal Mini Mount: Part number - 25

Bobcat MT Mount: Part number - 26

Avant Mount: Part number - 35

### MINI AUGER DRIVE -EXTREME DUTY - SERIES 2



PRODUCT #	MODEL	BEST FLOW	WEIGHT	RETAIL
105700	MS1 2-WAY, W/ 2" HEX SHAFT	12-15 GPM	136 LBS	\$3,120.00
105702	MS1 4-WAY, W/ 2" HEX SHAFT	12-15 GPM	145 LBS	\$3,644.00
305706*	EX1, W/2" HEX SHAFT	8-11 GPM	165 LBS	\$3,567.00
305709*	EX2, W/2" HEX SHAFT	12-16 GPM	188 LBS	\$3,670.00
305713*	EX3, W/2" HEX SHAFT	17-20 GPM	195 LBS	\$3,671.00
305716*	EX4, W/2" HEX SHAFT	19-23 GPM	195 LBS	\$3,859.00

Planetary auger, double swivel. Hoses & couplers included.  
 \*Add \$500 for Bobcat MT or Avant mount



### MINI BACKHOE

PRODUCT #	MODEL	WEIGHT	RETAIL
130500	42" LONG, MINI HYD, BACKHOE ONLY (REQ'S BUCKET)	106 LBS	\$1,796.00
130505	48" LONG, MINI HYD, BACKHOE ONLY (REQ'S BUCKET)	113 LBS	\$1,836.00
130509	8" MINI BACKHOE BUCKET	31 LBS	\$207.00
130512	10" MINI BACKHOE BUCKET	35 LBS	\$233.00
130515	12" MINI BACKHOE BUCKET	39 LBS	\$266.00

Large capacity buckets. Hoses & couplers included.



### MINI BLADES -MULTI PURPOSE

PRODUCT #	MODEL	WEIGHT	RETAIL
123165	48" BLADE, MULTI PURPOSE (MANUAL ANGLE)	296 LBS	\$3,096.00
123170	60" BLADE, MULTI PURPOSE (MANUAL ANGLE)	322 lbs	\$3,279.00
123185	HYDRAULIC ANGLE KIT	14 LBS	\$594.00



## MINI BLADES -V

PRODUCT #	MODEL	WEIGHT	RETAIL
122305	48" V-BLADE, MANUAL, 42.5" ANGLE WIDTH	315 LBS	\$3,428.00
122310	60" V-BLADE, MANUAL, 53" ANGLE WIDTH	325 LBS	\$3,597.00
3-position manual angle.			



## BREAKERS, HYDRAULIC (HAMMERS)

PRODUCT #	MODEL	MAX FLOW	WEIGHT	RETAIL
135005	HB50 (REQUIRES MOUNT)	7	132 LBS	\$4,600.00
135009	HB95 (REQUIRES MOUNT)	11	209 LBS	\$5,332.00
135016	HB165 (REQUIRES MOUNT)	13	330 LBS	\$7,407.00
135021	HB210 (REQUIRES MOUNT)	16	463 LBS	\$9,725.00
135205	HB50, HYDRAULIC BREAKER, MINI MOUNT		110 LBS	\$817.00
135209	HB95, HYDRAULIC BREAKER, MINI MOUNT		110 LBS	\$838.00
135212	HB165, HYDRAULIC BREAKER, MINI MOUNT		110 LBS	\$822.00
135220	HB210 HYDRAULIC BREAKER, MINI MOUNT		110 LBS	\$895.00
135405	HOSE KIT FOR HB50-210		15 LBS	\$446.00
Specify breaker, mount, tool, & hoses. Note: Universal hose length may not fit all machines. Customer is responsible for any hose modifications. One free tool included with breaker purchase (see p. 61 for tools). 3 year warranty, monoblock design, self-regulated flow and pressure.				



## MINI BROOMS -ROTARY ANGLE -HEAVY DUTY SERIES 2

PRODUCT #	MODEL	WEIGHT	RETAIL
116180	36" BROOM, HYDRAULIC ANGLE	495 LBS	\$6,960.00
116200	48" BROOM, HYDRAULIC ANGLE	564 LBS	\$7,103.00
116205	60" BROOM, HYDRAULIC ANGLE	760 lbs	\$7,335.00
116182	36" BROOM, MANUAL ANGLE	495 LBS	\$5,682.00
116202	48" BROOM, MANUAL ANGLE	564 lbs	\$5,873.00
116207	60" BROOM, MANUAL ANGLE	725 lbs	\$6,170.00
316150	26 GALLON WATER KIT FOR 36"	20 LBS	\$1,909.00
316152	26 GALLON WATER KIT FOR 48"	20 LBS	\$1,946.00
316154	26 GALLON WATER KIT FOR 60"	20 LBS	\$1,983.00
200010	UNIVERSAL WIRE HARNESS	2 LBS	\$331.63
Includes Poly/Steel Bristles & REQ's wire harness sold separately. OEM harnesses also available (see page 9.)			





## MINI BROOMS-PUSH

PRODUCT #	MODEL	WEIGHT	RETAIL
316010-25	36" LIGHT DUTY, 5 WAFERS	114 LBS	\$1,664.00
316015-25	48" LIGHT DUTY, 5 WAFERS	130 LBS	\$1,883.00
316020-25	60" LIGHT DUTY, 5 WAFERS	146 LBS	\$2,184.00
316030-25	60" STANDARD DUTY, 8 WAFERS	231 LBS	\$3,019.00
316035-25	72" STANDARD DUTY, 8 WAFERS	235 LBS	\$3,552.00
316040-25	60" HEAVY DUTY, 11 WAFERS	299 LBS	\$3,412.00
316045-25	72" HEAVY DUTY, 11 WAFERS	345 LBS	\$3,770.00
316055-25	96" HEAVY DUTY, 11 WAFERS	440 LBS	\$4,681.00
116020	FORKLIFT MOUNT (HD MODEL REQ. 116027)	52 LBS	\$504.00
<i>Prices shown for mini universal mount. Other mounts available, call for pricing.</i>			



## MINI BRUSH CUTTER



PRODUCT #	MODEL	WEIGHT	RETAIL
103715	36" CUT, 80CC, 13-28 GPM, CLOSED FRONT	541 LBS	\$8,606.00
103725	42" CUT, 80CC, 13-24 GPM, CLOSED FRONT	644 LBS	\$9,198.00
103727	42" CUT, 80CC, 13-24 GPM, OPEN FRONT	645 LBS	\$9,730.00
103735	50" CUT, 80CC, 13-20 GPM, CLOSED FRONT	770 LBS	\$9,691.00
<i>Direct drive, 3 double edge blades, includes hose and couplers.</i>			



## MINI BUCKET -4-IN-1



PRODUCT #	MODEL	STRUCK CAP.	WEIGHT	RETAIL
108755	36" BUCKET, 4-IN-1, SMOOTH	4.64 CU FT	355 LBS	\$2,654.00
108760	42" BUCKET, 4-IN-1, SMOOTH	5.59 CU FT	375 LBS	\$3,083.00
108765	48" BUCKET, 4-IN-1, SMOOTH	6.48 CU FT	341 LBS	\$3,343.00
108766	48" BUCKET, 4-IN-1, TOOTH	6.48 CU FT	356 LBS	\$3,704.00
108770	50" BUCKET, 4-IN-1, SMOOTH	7.7 CU FT	425 LBS	\$3,371.00
<i>36" &amp; 42" models are not available w/Bobcat MT mount.</i>				



## MINI BUCKET -FRONT DUMP



PRODUCT #	MODEL	STRUCK CAP.	WEIGHT	RETAIL
108990	36" BUCKET, FRONT DUMP	5.89 CU FT	340 LBS	\$2,344.00
108992	38" BUCKET, FRONT DUMP	6.1 CU FT	350 LBS	\$2,360.00
108994	42" BUCKET, FRONT DUMP	7.3 CU FT	360 LBS	\$2,410.00
108996	44" BUCKET, FRONT DUMP	7.43 CU FT	375 LBS	\$2,460.00
108998	50" BUCKET, FRONT DUMP	8.6 CU FT	395 LBS	\$2,520.00



## MINI BUCKET -ROCK

PRODUCT #	MODEL	WEIGHT	RETAIL
108305	36" BUCKET, ROCK	191 LBS	\$1,319.00
108310	42" BUCKET, ROCK	200 LBS	\$1,396.00
108315	48" BUCKET, ROCK	225 LBS	\$1,459.00
108317	52" BUCKET, ROCK	230 LBS	\$1,525.00
<i>3" Tine spacing</i>			



## MINI BUCKET -LOW PROFILE 15"



PRODUCT #	MODEL	STRUCK CAP.	WEIGHT	RETAIL
108005	34" BUCKET, LOW PROFILE, 15" BACK SMOOTH	3.83 CU FT	160 LBS	\$866.00
108007	34" BUCKET, LOW PROFILE, 15" BACK TOOTH	3.83 CU FT	135 LBS	\$1,147.00
108010	36" BUCKET, LOW PROFILE, 15" BACK SMOOTH	4.43 CU FT	181 LBS	\$902.00
108015	36" BUCKET, LOW PROFILE, 15" BACK TOOTH	4.43 CU FT	200 LBS	\$1,180.00
108020	42" BUCKET, LOW PROFILE, 15" BACK SMOOTH	5.17 CU FT	225 LBS	\$991.00
108025	42" BUCKET, LOW PROFILE, 15" BACK TOOTH	5.17 CU FT	250 LBS	\$1,297.00
108030	44" BUCKET, LOW PROFILE, 15" BACK SMOOTH	5.42 CU FT	200 LBS	\$1,007.00
108031	44" BUCKET, LOW PROFILE, 15" BACK TOOTH	5.42 CU FT	269 LBS	\$1,313.00
108040	48" BUCKET, LOW PROFILE, 15" BACK SMOOTH	5.91 CU FT	275 LBS	\$1,076.00
108045	48" BUCKET, LOW PROFILE, 15" BACK TOOTH	5.91 CU FT	285 LBS	\$1,367.00
108050	50" BUCKET, LOW PROFILE, 15" BACK SMOOTH	6.15 CU FT	195 LBS	\$1,148.00
108055	50" BUCKET, LOW PROFILE, 15" BACK TOOTH	6.15 CU FT	195 LBS	\$1,437.00
108060	52" BUCKET, LOW PROFILE, 15" BACK SMOOTH	6.40 CU FT	260 LBS	\$1,134.00
108065	52" BUCKET, LOW PROFILE, 15" BACK TOOTH	6.40 CU FT	215 LBS	\$1,437.00
108070	54" BUCKET, LOW PROFILE, 15" BACK SMOOTH	6.12 CU FT	215 LBS	\$1,202.00
108075	54" BUCKET, LOW PROFILE, 15" BACK TOOTH	6.12 CU FT	215 LBS	\$1,520.00
108090	60" BUCKET, LOW PROFILE, BACK SMOOTH	6.83 CU FT	334 LBS	\$1,230.00
108095	60" BUCKET, LOW PROFILE, BACK TOOTH	6.83 CU FT	373 LBS	\$1,278.00
108140	60" BUCKET, LOW PROFILE, LONG BOTTOM, SMOOTH	6.83 CU FT	385 LBS	\$1,291.00

*Includes D-Ring and holes for bolt-on edge (p.56). Bobcat MT series not available. For 60" and larger, use full size bucket pricing.*



## MINI BUCKET -LOW PROFILE 20" BACK

PRODUCT #	MODEL	STRUCK CAP.	WEIGHT	RETAIL
108006	34" BUCKET, 20" BACK SMOOTH	5.53 CU FT	140 LBS	\$1,048.00
108012	36" BUCKET, 20" BACK SMOOTH	6.14 CU FT	249 LBS	\$1,085.00
108017	36" BUCKET, 20" BACK TOOTH	6.14 CU FT	249 LBS	\$1,397.00
108022	42" BUCKET, 20" BACK SMOOTH	7.16 CU FT	269 LBS	\$1,168.00
108027	42" BUCKET, 20" BACK TOOTH	7.16 CU FT	225 LBS	\$1,504.00
108032	44" BUCKET, 20" BACK SMOOTH	7.50 CU FT	275 LBS	\$1,204.00
108037	44" BUCKET, 20" BACK TOOTH	7.50 CU FT	247 LBS	\$1,522.00
108042	48" BUCKET, 20" BACK SMOOTH	8.19 CU FT	310 LBS	\$1,244.00
108047	48" BUCKET, 20" BACK TOOTH	8.19 CU FT	276 LBS	\$1,564.00
108052	50" BUCKET, 20" BACK TOOTH	8.59 CU FT	195 LBS	\$1,311.00
108057	50" BUCKET, 20" BACK TOOTH	8.59 CU FT	218 LBS	\$1,462.00
108062	52" BUCKET, 20" BACK SMOOTH	8.87 CU FT	300 LBS	\$1,331.00
108067	52" BUCKET, 20" BACK TOOTH	8.87 CU FT	215 LBS	\$1,660.00
108072	54" BUCKET, 20" BACK SMOOTH	9.29 CU FT	215 LBS	\$1,398.00
108077	54" BUCKET, 20" BACK TOOTH	9.29 CU FT	215 LBS	\$1,782.00

*Includes D-Ring and holes for bolt-on edge (p.56) For 60" and larger, use full size bucket pricing.*



## MINI BUCKET -SNOW & MULCH



PRODUCT #	MODEL	STRUCK CAP.	WEIGHT	RETAIL
108503	34" BUCKET, SNOW/MULCH, 22" BACK	8.51 CU FT	101 LBS	\$1,063.00
108505	36" BUCKET, SNOW/MULCH, 22" BACK	9.41 CU FT	249 LBS	\$1,153.00
108510	44" BUCKET, SNOW/MULCH, 22" BACK	11.50 CU FT	275 LBS	\$1,234.00
108512	48" BUCKET, SNOW/MULCH, 22" BACK	12.09 CU FT	325 LBS	\$1,186.00
108515	50" BUCKET, SNOW/MULCH, 22" BACK	13.64 CU FT	310 LBS	\$1,220.00
108517	52" BUCKET, SNOW/MULCH, 22" BACK	12.55 CU FT	331 LBS	\$1,223.00
108518	54" BUCKET, SNOW/MULCH, 22" BACK	14.09 CU FT	450 LBS	\$1,236.00
108520	60" BUCKET, SNOW/MULCH, 3/16" WRAP	15.17 CU FT	450 LBS	\$1,343.00
108685	44" BUCKET, SNOW/MULCH, HIGH BACK W/ MESH	12.31 CU FT	400 LBS	\$1,396.00
108690	48" BUCKET, SNOW/MULCH, HIGH BACK W/ MESH	13.5 CU FT	350 LBS	\$1,554.00
108513	48" BUCKET, SNOW/MULCH	1 YARD	517 LBS	\$1,850.00
108612	48" BUCKET, SNOW/MULCH, 1/4 WRAP	1 YARD	-	\$2,163.00

See p.56-57 for bolt-on edge & tooth bar pricing.



## MINI FORK -GRAPPLE

PRODUCT #	MODEL	LIFT CAP.	WEIGHT	RETAIL
306000	GRAPPLE FORK, 36" TINES	3,000 LBS	405 LBS	\$2,136.00
306005	GRAPPLE FORK, 42" TINES	3,000 LBS	165 LBS	\$2,243.00



## MINI FORK HYDRAULIC-NURSERY



PRODUCT #	MODEL	WEIGHT	RETAIL
114088	NURSERY FORK, 2,000 LBS LIFT CAPACITY	785 LBS	\$3,565.00

For walk-behind and mini skid steers.



## MINI FORKS -PALLET



PRODUCT #	MODEL	WEIGHT	RETAIL
313940	1 1/4" X 36" TINES, PALLET FORK, LOW PROFILE	250 LBS	\$1,221.00
313950	1 1/4" X 42" TINES, PALLET FORK, LOW PROFILE	280 LBS	\$1,251.00
313970	1 1/2" X 48" TINES, PALLET FORK, LOW PROFILE	330 LBS	\$1,279.00
314002	1 1/4" X 36" TINES, PALLET FORK	240 LBS	\$1,321.00
314001	1 1/4" X 42" TINES, PALLET FORK	313 LBS	\$1,351.00
314000	1 1/2" X 48" TINES, PALLET FORK	313 LBS	\$1,370.00
314040	24" TINES, PALLET FORK, 1,300 LBS CAP	180 LBS	\$2,451.00

For walk-behind and mini skid steers.



## MINI FORKS -HYDRAULIC PALLET

PRODUCT #	MODEL	LIFT CAP.	WEIGHT	RETAIL
114045	PALLET FORK, HYDRAULIC, 48" TINES	4,000 LBS	419 LBS	\$2,286.00



## MINI GRAPPLE -BUCKET



PRODUCT #	MODEL	WEIGHT	RETAIL
106020	36" GRAPPLE BUCKET, SINGLE CLAMP	342 LBS	\$2,760.00
106030	38" GRAPPLE BUCKET, SINGLE CLAMP	350 LBS	\$2,778.00
106032	42" GRAPPLE BUCKET, SINGLE CLAMP	358 LBS	\$2,811.00
106035	44" GRAPPLE BUCKET, SINGLE CLAMP	350 LBS	\$3,054.00
106045	50" GRAPPLE BUCKET, SINGLE CLAMP	370 LBS	\$3,460.00
106036	44" GRAPPLE BUCKET, DUAL CLAMP	441 LBS	\$4,125.00
106042	50" GRAPPLE BUCKET, DUAL CLAMP	488 LBS	\$4,322.00
<i>Bolt on edge, hoses, and couplers included.</i>			



## MINI GRAPPLE -RAKE

PRODUCT #	MODEL	WEIGHT	RETAIL
107105	42" GRAPPLE RAKE	350 LBS	\$3,155.00
107110	48" GRAPPLE RAKE	360 LBS	\$3,376.00
107120	60" GRAPPLE RAKE	450 LBS	\$3,807.00



## MINI GRAPPLE -ROCK BUCKET

PRODUCT #	MODEL	WEIGHT	RETAIL
108311	42" BUCKET, ROCK W/GRAPPLE	425 LBS	\$2,523.00
108316	48" BUCKET, ROCK W/GRAPPLE	450 LBS	\$2,654.00
108318	54" BUCKET, ROCK W/GRAPPLE, DUAL TOP CLAMPS	380 LBS	\$3,771.00



## MINI GRAPPLE -ROOT



PRODUCT #	MODEL	WEIGHT	RETAIL
106022	36" GRAPPLE, ROOT, SINGLE TOP CLAMP	350 LBS	\$2,637.00
106025	38" GRAPPLE ROOT, SINGLE TOP CLAMP	360 LBS	\$2,696.00
106031	42" GRAPPLE ROOT, SINGLE TOP CLAMP	450 LBS	\$2,779.00
106033	44" GRAPPLE ROOT, SINGLE TOP CLAMP	358 LBS	\$3,054.00
106040	50" GRAPPLE ROOT, SINGLE TOP CLAMP	368 LBS	\$3,316.00
106043	50" GRAPPLE ROOT, DOUBLE TOP CLAMP	500 LBS	\$3,883.00
106425	54" GRAPPLE ROOT, SEVERE DUTY	520 LBS	\$5,299.00
106435	60" GRAPPLE ROOT, SEVERE DUTY	550 LBS	\$5,489.00
<i>Heavy Duty Cylinder (covered), one piece grapple, 1" greaseable pins and bushings.</i>			



## MINI LAND PLANE



PRODUCT #	MODEL	WEIGHT	RETAIL
115030	49" WIDE, LAND PLANE	275 LBS	\$1,550.00



## MINI LOG SPLITTER

PRODUCT #	MODEL	WEIGHT	RETAIL
150000	LOG SPLITTER, 25 TON, TRADITIONAL STYLE	475 LBS	\$4,876.00



## MINI LOG GRAPPLE



PRODUCT #	MODEL	WEIGHT	RETAIL
106715	LOG GRAPPLE, MANUAL ROTATION, 2000 CAP	337 LBS	\$3,131.00
106720	LOG GRAPPLE, HYDRAULIC ROTATION, 2,000 CAP (REQ'S WIRE HARNESS)	330 LBS	\$4,430.00
200010	UNIVERSAL WIRE HARNESS	1 LBS	\$331.63



## MINI POST DRIVER - VIBRATORY

*Fast, compact, and excellent visibility. Specify base unit, mount, adapters, & electric harness. Wire harness for tilt unit only.*

PRODUCT #	MODEL	WEIGHT	RETAIL
100500	POST DRIVER, VIBRATORY, CASE DRAIN REQ	264 LBS	\$11,562.00
100505	POST DRIVER, VIBRATORY, W/TILT	400 LBS	\$13,697.00
100510	VIBRATORY TILT OPTION	123 LBS	\$3,673.00
100555	VIBRATING POST MOUNT	125 LBS	\$1,595.00
100515	4" ADAPTER	15 LBS	\$221.00
100520	6" ADAPTER	17 LBS	\$295.00
100525	9" ADAPTER	27 LBS	\$419.00
100527	10" ADAPTER	37 LBS	\$453.00
100530	12" ADAPTER (AVAILABLE IN SQUARE/ROUND)	50 LBS	\$615.00
200010	UNIVERSAL WIRE HARNESS	1 LBS	\$331.63




## POWER RAKE -HEAVY DUTY SERIES 2



PRODUCT #	MODEL	WEIGHT	RETAIL
132407	48" POWER RAKE, HD2, REPLACEABLE TEETH	528 LBS	\$11,339.00
132408	60" POWER RAKE, HD2, REPLACEABLE TEETH	580 LBS	\$11,792.00
132409	72" POWER RAKE, HD2, REPLACEABLE TEETH	600 LBS	\$12,440.00
132400	48" POWER RAKE, HD2, FIXED TEETH	526 LBS	\$10,699.00
132401	60" POWER RAKE, HD2, FIXED TEETH	584 LBS	\$11,107.00
132402	72" POWER RAKE, HD2, FIXED TEETH	714 LBS	\$11,600.00
132403	MINI MOUNT, HEAVY DUTY SERIES 2	94 LBS	\$1,085.00
132403-26	BOBCAT MOUNT, HD SERIES 2	-	\$1,790.00
132403-36	ASV RC30 MOUNT, HD SERIES 2	-	\$1,946.00
132406	HD2 HOSE KIT FOR MANUAL ANGLE	10 LBS	\$283.00

*Requires manual angle hoses, sold separately. HD2 units require mount 132403, sold separately. High torque, manual angle. (Hydraulic angle not available.) Flow range 10-23 GPM.*



## MINI ROTOTILLER



PRODUCT #	MODEL	WEIGHT	RETAIL
129005	48" ROTOTILLER (Add \$300 for Bobcat MT mount)	382 LBS	\$6,874.00
129007	56" ROTOTILLER (Add \$300 for Bobcat MT mount)	410 LBS	\$7,367.00



## MINI SNOW BLOWER

PRODUCT #	MODEL	WEIGHT	RETAIL
119060	48" MINI SNOW BLOWER	420 LBS	\$10,775.00





## MINI SNOW PUSHER *Available with poly skid shoes.*

PRODUCT #	MODEL	WEIGHT	RETAIL
120305	42" SNOW PUSHER, W/RUBBER EDGE	271 LBS	\$1,416.00
120310	48" SNOW PUSHER, W/RUBBER EDGE	271 LBS	\$1,487.00
120320	60" SNOW PUSHER, W/RUBBER EDGE	320 LBS	\$1,834.00
120325	SNOW PUSHER, PULLBACK OPTION FOR 60"	320 LBS	\$564.00
220308	POLY SKID SHOE (REQ 2)	10 LBS	\$294.65



## MINI SOD ROLLER



PRODUCT #	MODEL	WEIGHT	RETAIL
102202	36" SOD ROLLER, 32" ARM	205 LBS	\$1,641.00
102200	36" SOD ROLLER, 40" ARM	225 LBS	\$1,649.00
102206	42" SOD ROLLER, 32" ARM	215 LBS	\$1,550.00
102210	42" SOD ROLLER, 40" ARM	245 LBS	\$1,606.00
102216	50" SOD ROLLER, 32" ARM	245 LBS	\$1,607.00
102215	50" SOD ROLLER, 40" ARM	255 LBS	\$1,613.00
302305	ADJUSTABLE SOD ROLLER FITS 36"-48"	250 LBS	\$1,864.00



## MINI STUMP BUCKET

PRODUCT #	MODEL	WEIGHT	RETAIL
101990	42" STUMP BUCKET, 3/8" STEEL	123 LBS	\$1,046.00

*For digging stumps, shrubs, and trenches. Add \$194 for JD400/500 Mount.*



## MINI TRAILER SPOTTER

PRODUCT #	MODEL	WEIGHT	RETAIL
112012	TRAILER SPOTTER, 2" RECEIVER	48 LBS	\$533.00



## MINI TREE BOOM

PRODUCT #	MODEL	WEIGHT	RETAIL
112007	TREE BOOM, MINI, 1,500 LBS CAP	88 LBS	\$986.00



## MINI TRENCHER



PRODUCT #	MODEL	WEIGHT	RETAIL
131110-25	36" DEPTH 4" DIRT CHAIN, 8-14 GPM	310 LBS	\$6,624.00
131115-25	36" DEPTH 6" DIRT CHAIN, 8-14 GPM	600 LBS	\$6,651.00
131100-25	36" DEPTH 4" COMBO CHAIN, 8-14 GPM	685 LBS	\$6,544.00
131125-25	36" DEPTH 4" COMBO CHAIN, 13-25 GPM	625 LBS	\$6,955.00
131104-25	36" DEPTH 6" COMBO CHAIN, 6.2 CID MOTOR, 8-14 GPM	700 LBS	\$6,762.00
131130-25	36" DEPTH 6" COMBO CHAIN, 8-14 GPM	575 LBS	\$7,559.00
131107-25	36" DEPTH 8" COMBO CHAIN, 8-14 GPM	715 LBS	\$6,796.00
131140-25	36" DEPTH 4" ROCK CHAIN, 8-14 GPM	625 LBS	\$7,053.00
131145-25	36" DEPTH 6" ROCK CHAIN, 8-14 GPM	580 LBS	\$7,784.00

*Planetary drive, extended auger, self-adjusting crumbler. Prices listed are for mini univ. mount. Other mounts are available, call for pricing.*



# **FORKLIFT ATTACHMENTS**

INDUSTRIAL JIB.....	55
PUSH BROOM.....	55

WORK PLATFORM.....	55
--------------------	----

## **FORKLIFT INDUSTRIAL JIB**



PRODUCT #	MODEL	WEIGHT	RETAIL
118000	INDUSTRIAL JIB, ADJUSTABLE, 6,000 CAP	450 LBS	\$2,802.00
118050	INDUSTRIAL JIB, 10,000 CAP, RIGID LENGTH	345 LBS	\$4,774.00
118060	INDUSTRIAL JIB, 10,000 CAP, RETRACTED, 4500 LBS CAP	885 LBS	\$6,796.00



## **FORKLIFT PUSH BROOM**

PRODUCT #	MODEL	WEIGHT	RETAIL
316030	60" STANDARD DUTY, 8 WAFERS	291 LBS	\$2,333.00
316035	72" STANDARD DUTY, 8 WAFERS	324 LBS	\$2,791.00
316040	60" HEAVY DUTY, 11 WAFERS	301 LBS	\$2,959.00
316045	72" HEAVY DUTY, 11 WAFERS	347 LBS	\$3,417.00
316055	96" HEAVY DUTY, 11 WAFERS	442 LBS	\$4,328.00
<i>Includes chains to secure broom to fork tines. Other mounts available, call for pricing.</i>			



## **FORKLIFT WORK PLATFORM**

PRODUCT #	MODEL	WEIGHT	RETAIL
117010	4'X6' WORK PLATFORM	305 LBS	\$4,037.00
117015	4'X8' WORK PLATFORM	557 LBS	\$4,635.00
117016	4'X8' WORK PLATFORM, W/LARGE FORK POCKETS	675 LBS	\$4,668.00
117020	4'X9'X8" WORK PLATFORM	875 LBS	\$4,685.00
117021	4'X9' WORK PLATFORM, W/LARGE FORK POCKETS	675 LBS	\$4,700.00
117023	4' X 11'6" WORK PLATFORM	-	\$4,764.00
117025	4'X12' WORK PLATFORM*	750 LBS	\$5,261.00
117026	4'X12' WORK PLATFORM, W/LARGE FORK POCKETS*	890 LBS	\$5,591.00
<i>Meets or exceeds OSHA specs. Sides fold down and doors on both ends.</i>			
<i>*Host machine must have outrigger stabilizers to meet OSHA compliance.</i>			



## GENERAL ACCESSORIES

BOLT-ON EDGE.....	56	BREAKER TOOLS, PYRAMID.....	57
TOOTH BAR.....	57	CONVERSION PLATE.....	57
BREAKER TOOLS, CHISEL.....	57	PALLET TINES.....	58
BREAKER TOOLS, MOIL.....	57		

### BOLT-ON EDGE

PRODUCT #	MODEL	WEIGHT	RETAIL
309102	34" BOLT-ON EDGE	33 LBS	\$434.00
309104	36" BOLT-ON EDGE	35 LBS	\$217.00
309105	38" BOLT-ON EDGE	37 LBS	\$223.00
309106	42" BOLT-ON EDGE	42 LBS	\$229.00
309107	44" BOLT-ON EDGE	43 LBS	\$236.00
309108	45" BOLT-ON EDGE	44 LBS	\$241.00
309103	47" BOLT-ON EDGE	45 LBS	\$247.00
309109	48" BOLT-ON EDGE	47 LBS	\$247.00
309110	50" BOLT-ON EDGE	49 LBS	\$260.00
309111	52" BOLT-ON EDGE	51 LBS	\$273.00
309112	54" BOLT-ON EDGE	53 LBS	\$284.00
309113	56" BOLT-ON EDGE	78 LBS	\$297.00
309115	60" BOLT-ON EDGE	59 LBS	\$334.00
309116	63.5" BOLT-ON EDGE	62 LBS	\$406.00
309120	66" BOLT-ON EDGE	65 LBS	\$357.00
309125	72" BOLT-ON EDGE	70 LBS	\$370.00
309127	74" BOLT-ON EDGE	72 LBS	\$406.00
309130	78" BOLT-ON EDGE	76 LBS	\$396.00
309133	80" BOLT-ON EDGE	70 LBS	\$455.00
309140	84" BOLT-ON EDGE	82 LBS	\$420.00
309145	90" BOLT-ON EDGE	88 LBS	\$444.00
309147	94" BOLT-ON EDGE	92 LBS	\$471.00
309150	96" BOLT-ON EDGE	94 LBS	\$470.00
309155	102" BOLT-ON EDGE	100 LBS	\$494.00
<i>Bolt holes are 6" on center. Overall length is one inch more than the item description.</i>			





## TOOTH BAR - BLUE DIAMOND BUCKETS

PRODUCT #	MODEL	WEIGHT	RETAIL
109010	36" TOOTH BAR	48 LBS	\$471.00
109015	42" TOOTH BAR	56 LBS	\$545.00
109017	44" TOOTH BAR	66 LBS	\$556.00
109020	45" TOOTH BAR	60 LBS	\$574.00
109018	48" TOOTH BAR	60 LBS	\$574.00
109024	52" TOOTH BAR	50 LBS	\$614.00
109025	60" TOOTH BAR	80 LBS	\$625.00
109030	66" TOOTH BAR	88 LBS	\$673.00
109035	72" TOOTH BAR	96 LBS	\$749.00
109040	78" TOOTH BAR	104 LBS	\$807.00
109045	84" TOOTH BAR	112 LBS	\$1,020.00
109096	96" TOOTH BAR	114 LBS	\$1,157.00
Heavy duty side pin cast teeth, bolts included (measure bucket ID) Blue Diamond® toothbars may not fit other brand buckets.			



## BREAKER TOOL - CHISEL



PRODUCT #	MODEL	WEIGHT
235000	FITS HB50	7 LBS
235005	FITS HB95	14 LBS
235010	FITS HB165	24 LBS
235015	FITS HB210	34 LBS
235020	FITS HB300	47 LBS
235025	FITS HB400	59 LBS
235030	FITS HB530	69 LBS
235035	FITS HB950	111 LBS
235050	FITS HB1400	-
235042	FITS HB1800	147 LBS

## BREAKER TOOL - MOIL



PRODUCT #	MODEL	WEIGHT
235001	FITS HB50	7 LBS
235006	FITS HB95	12 LBS
235011	FITS HB165	24 LBS
235016	FITS HB210	27 LBS
235021	FITS HB300	47 LBS
235026	FITS HB400	54 LBS
235031	FITS HB530	69 LBS
235036	FITS HB950	111 LBS
235051	FITS HB1400	-
235040	FITS HB1800	147 LBS

## BREAKER TOOL - PYRAMID



PRODUCT #	MODEL	WEIGHT
235002	FITS HB50	7 LBS
235007	FITS HB95	14 LBS
235012	FITS HB165	21 LBS
235017	FITS HB210	34 LBS
235022	FITS HB300	44 LBS
235027	FITS HB400	53 LBS
235032	FITS HB530	375 LBS
235037	FITS HB950	60 LBS

## CONVERSION PLATES

PRODUCT #	HOST MACHINE	ATTACHMENT MOUNT	WEIGHT
125010	MINI UNIVERSAL	SKID STEER	189 LBS
125075	EURO/AG	SKID STEER	189 LBS
125108	JD 400/500	SKID STEER	178 LBS
125110	JD 600/700	SKID STEER	265 LBS
125005	BOBCAT MT	MINI UNIVERSAL	84 LBS
125012	SKID STEER	MINI UNIVERSAL	147 LBS
125013	SKID STEER	BOBCAT MT	250 LBS
125055-00	SKID STEER	ANY (WELD-ON)	189 LBS



# **PALLET FORK TINES (PRICED PER TINE)**

PRODUCT #	CLASS	CAPACITY	SIZE	RETAIL
114109	2	3,530 LBS	1 1/4" X 4" X 36"	\$305.00
114115	2		1 1/4" X 4" X 42"	\$283.00
114118	2		1 1/4" X 4" X 54"	\$307.00
114113	2	5,250 LBS	1 1/2" X 4" X 42"	\$277.00
114120	2		1 1/2" X 4" X 48"	\$372.00
114121	2	5,500 LBS	1 1/2" X 4" X 54"	\$329.00
114130	2	5,250 LBS	1 1/2" X 4" X 60"	\$430.00
114123	2	6,800 LBS	1 3/4" X 4" X 42"	\$321.00
114125	2		1 3/4" X 4" X 48"	\$389.00
114133	2		1 3/4" X 4" X 54"	\$381.00
114135	2	6,990 LBS	1 3/4" X 4" X 60"	\$481.00
114145	2		1 3/4" X 4" X 72"	\$842.00
114149	2		1 3/4" X 4" X 96"	\$1,221.00
114210	3		1 3/4" X 5" X 48"	\$622.00
114200	3	8,200 LBS	1 3/4" X 5" X 60"	\$466.00
114203	3	8,400 LBS	2" X 4" X 48"	\$467.00
114205	3	10,000 LBS	2" X 5" X 60"	\$662.00
114250	3		2" X 5" X 72"	\$1,009.00
114255	3		2" X 5" X 84"	\$1,299.00
114260	3		2" X 5" X 96"	\$1,315.00



OKLAHOMA

# CONTRACT

## State of Oklahoma

Dispatch via Print

**Supplier** 0000061849  
FRONTIER EQUIPMENT SALES LLC  
4123 N BANNER RD  
EL RENO OK 73036-9157  
USA

<b>Contract ID</b> 0000000000000000000000004982			Page 1 of 1	
<b>Contract Dates</b> 11/01/2017 to 04/29/2023		<b>Currency</b> USD	<b>Rate Type</b> CRRNT	<b>Rate Date</b> PO Date
<b>Description:</b> SW195 - Road Maintenance			<b>Contract Maximum</b> 0.00	
<b>Allow Open Item Reference</b>				
<b>TYPE: STATEWIDE</b>				

Tax Exempt? Y Tax Exempt ID:736017987

**Contract Lines:**

Line #	Cat CD / Item ID / Item Desc	UOM	Minimum Order		Maximum / Open	
			Qty	Amt	Qty	Amt
1	22101600 / 1000030453 ROAD MAINTENANCE: Screed	EA	1.00	0.00	0.00	0.00
2	22101600 / 1000030452 ROAD MAINTENANCE: Patchers	EA	1.00	0.00	0.00	0.00
3	22101505 / 1000030473 ROAD MAINTENANCE: Single Drum	EA	1.00	0.00	0.00	0.00
4	22101511 / 1000030465 ROAD MAINTENANCE: Compactor/Smooth Drum	EA	1.00	0.00	0.00	0.00
5	22101511 / 1000030463 ROAD MAINTENANCE: Compactor/Vibratory	EA	1.00	0.00	0.00	0.00
6	22101521 / 1000030445 ROAD MAINTENANCE: Scraper	EA	1.00	0.00	0.00	0.00

**COMMENTS:**

SW195 - Road Maintenance Equipment

Contract Period: 11/01/2021 - 04/29/2023  
Agreement Period: 11/01/2017 - 04/29/2023

Primary Contact:  
Clark Kerr 405-354-2611  
Email:  
frontiercdk@gmail.com

Final = The price is final after adjustments  
Hard = Apply adjustments regardless of other adjustments  
Skip = Skip adjustments if any other adjustments have been applied

**Authorized Signature**





# PS 4982

Final Audit Report

2022-10-14

Created:	2022-10-14
By:	Ty Welch (ty.welch@omes.ok.gov)
Status:	Signed
Transaction ID:	CBJCHBCAABAAelwRfocYu16Di5fOSItzdjxTHOP9-FIG

## "PS 4982" History

-  Document created by Ty Welch (ty.welch@omes.ok.gov)  
2022-10-14 - 6:27:18 PM GMT- IP address: 165.225.216.89
-  Document emailed to ROBERT GOAD (robert.goad@omes.ok.gov) for signature  
2022-10-14 - 6:27:29 PM GMT
-  Document e-signed by ROBERT GOAD (robert.goad@omes.ok.gov)  
Signature Date: 2022-10-14 - 8:11:11 PM GMT - Time Source: server- IP address: 165.225.216.102
-  Agreement completed.  
2022-10-14 - 8:11:11 PM GMT



OKLAHOMA

# CONTRACT

## State of Oklahoma

Dispatch via Print

**Supplier** 0000070033  
 THE G W VAN KEPPEL COMPANY  
 8233 W RENO  
 OKLAHOMA CITY OK 73127-7202  
 USA

<b>Contract ID</b> 0000000000000000000000004983			Page 1 of 2	
<b>Contract Dates</b> 11/01/2017 to 04/29/2023		<b>Currency</b> USD	<b>Rate Type</b> CRRNT	<b>Rate Date</b> PO Date
<b>Description:</b> SW195 - Road Maintenance			<b>Contract Maximum</b> 0.00	
<b>Allow Open Item Reference</b>				
<b>TYPE: STATEWIDE</b>				

Tax Exempt? Y Tax Exempt ID:736017987

**Contract Lines:**

Line #	Cat CD / Item ID / Item Desc	UOM	Minimum Order Qty	Amt	Maximum / Open Qty	Amt
1	22101621 / 1000030459 ROAD MAINTENANCE: Asphalt Distributor	EA	1.00	0.00	0.00	0.00
2	22101603 / 1000030462 ROAD MAINTENANCE: Road Wideners	EA	1.00	0.00	0.00	0.00
3	22101606 / 1000030461 ROAD MAINTENANCE: Chip Spreaders	EA	1.00	0.00	0.00	0.00
4	22101511 / 1000030465 ROAD MAINTENANCE: Compactor/Smooth Drum	EA	1.00	0.00	0.00	0.00
5	22101505 / 1000030443 ROAD MAINTENANCE: Double Drum	EA	1.00	0.00	0.00	0.00
6	22101505 / 1000030471 ROAD MAINTENANCE: Rollers/Pneumatic	EA	1.00	0.00	0.00	0.00
7	22101600 / 1000030452 ROAD MAINTENANCE: Patchers	EA	1.00	0.00	0.00	0.00
8	22101600 / 1000030451 ROAD MAINTENANCE: Reclaimer	EA	1.00	0.00	0.00	0.00
9	22101600 / 1000030454 ROAD MAINTENANCE: Router	EA	1.00	0.00	0.00	0.00
10	22101607 / 1000030447 ROAD MAINTENANCE: Paver/Track	EA	1.00	0.00	0.00	0.00
11	22101607 / 1000030446 ROAD MAINTENANCE: Pavers/Wheel	EA	1.00	0.00	0.00	0.00
12	22101600 / 1000030457 ROAD MAINTENANCE: Emulsion tank	EA	1.00	0.00	0.00	0.00

Final = The price is final after adjustments  
 Hard = Apply adjustments regardless of other adjustments  
 Skip = Skip adjustments if any other adjustments have been applied

**Authorized Signature***Robert Goad*



OKLAHOMA

# CONTRACT

## State of Oklahoma

Dispatch via Print

**Supplier** 0000070033  
 THE G W VAN KEPPEL COMPANY  
 8233 W RENO  
 OKLAHOMA CITY OK 73127-7202  
 USA

<b>Contract ID</b> 0000000000000000000000004983			Page 2 of 2	
<b>Contract Dates</b> 11/01/2017 to 04/29/2023		<b>Currency</b> USD	<b>Rate Type</b> CRRNT	<b>Rate Date</b> PO Date
<b>Description:</b> SW195 - Road Maintenance			<b>Contract Maximum</b> 0.00	
<b>Allow Open Item Reference</b>				
<b>TYPE: STATEWIDE</b>				

Tax Exempt? Y Tax Exempt ID:736017987

**Contract Lines:**

Line #	Cat CD / Item ID / Item Desc	UOM	Minimum Order Qty	Amt	Maximum / Open Qty	Amt
13	25101920 / 1000030470 ROAD MAINTENANCE: Water tank trucks	EA	1.00	0.00	0.00	0.00
14	22101609 / 1000030449 ROAD MAINTENANCE: Asphalt Material Mixers	EA	1.00	0.00	0.00	0.00
15	22101505 / 1000030444 ROAD MAINTENANCE: Combination Rollers	EA	1.00	0.00	0.00	0.00
16	22101608 / 1000030469 ROAD MAINTENANCE: Cold Planers	EA	1.00	0.00	0.00	0.00
17	22101613 / 1000030468 ROAD MAINTENANCE: Heat Planers	EA	1.00	0.00	0.00	0.00
18	40151601 / Air Compressor	EA	1.00	0.00	0.00	0.00
	Contract Base Pricing		0.01000	EA		0001
19	40151802 / Air Compressor Parts	EA	1.00	0.00	0.00	0.00
	Contract Base Pricing		0.01000	EA		0001

**COMMENTS:**

SW195 - Road Maintenance Equipment

Contract Period: 11/01/2018 - 04/29/2023  
 Agreement Period: 11/01/2017 - 04/29/2023

Primary Contact:  
 Marsha Moore  
 Email:  
 mmoore@vankeppel.com

Final = The price is final after adjustments  
 Hard = Apply adjustments regardless of other adjustments  
 Skip = Skip adjustments if any other adjustments have been applied

**Authorized Signature**

# PS 4983

Final Audit Report

2022-10-18

Created:	2022-10-18
By:	Ty Welch (ty.welch@omes.ok.gov)
Status:	Signed
Transaction ID:	CBJCHBCAABAAh3iv-5Ph0UX_67mD1d_1s9nwYyj0h69o

## "PS 4983" History

-  Document created by Ty Welch (ty.welch@omes.ok.gov)  
2022-10-18 - 7:38:20 PM GMT- IP address: 165.225.216.89
-  Document emailed to ROBERT GOAD (robert.goad@omes.ok.gov) for signature  
2022-10-18 - 7:38:34 PM GMT
-  Document e-signed by ROBERT GOAD (robert.goad@omes.ok.gov)  
Signature Date: 2022-10-18 - 9:37:05 PM GMT - Time Source: server- IP address: 165.225.216.102
-  Agreement completed.  
2022-10-18 - 9:37:05 PM GMT



OKLAHOMA

# CONTRACT

## State of Oklahoma

Dispatch via Print

**Supplier** 0000242476  
J & R EQUIPMENT LLC  
8800 SW 8TH ST  
OKLAHOMA CITY OK 73128-3606  
USA

<b>Contract ID</b> 0000000000000000000000004984			Page 1 of 1	
<b>Contract Dates</b> 11/01/2017 to 04/29/2023		<b>Currency</b> USD	<b>Rate Type</b> CRRNT	<b>Rate Date</b> PO Date
<b>Description:</b> SW195 - Road Maintenance			<b>Contract Maximum</b> 0.00	
<b>Allow Open Item Reference</b>				
<b>TYPE: STATEWIDE</b>				

Tax Exempt? Y Tax Exempt ID:736017987

**Contract Lines:**

Line #	Cat CD / Item ID / Item Desc	UOM	Minimum Order		Maximum / Open	
			Qty	Amt	Qty	Amt
1	22101600 / 1000030452 ROAD MAINTENANCE: Patchers	EA	1.00	0.00	0.00	0.00
2	25101920 / 1000030470 ROAD MAINTENANCE: Water tank trucks	EA	1.00	0.00	0.00	0.00
3	22101600 / 1000030457 ROAD MAINTENANCE: Emulsion tank	EA	1.00	0.00	0.00	0.00

**COMMENTS:**

SW195 - Road Maintenance Equipment

Contract Period: 11/01/2018 - 04/29/2023

Agreement Period: 11/01/2017 - 04/29/2023

Primary Contact:  
Rodney Womack  
405-495-51120  
Email:  
rwomack@jrequip.net

Final = The price is final after adjustments  
Hard = Apply adjustments regardless of other adjustments  
Skip = Skip adjustments if any other adjustments have been applied

**Authorized Signature**




# PS 4984

Final Audit Report

2022-10-13

Created:	2022-10-13
By:	Ty Welch (ty.welch@omes.ok.gov)
Status:	Signed
Transaction ID:	CBJCHBCAABAAi8bUPkDJ691Is5UbpIbrWxgFgsoSPtbb

## "PS 4984" History

-  Document created by Ty Welch (ty.welch@omes.ok.gov)  
2022-10-13 - 3:53:30 PM GMT- IP address: 165.225.216.110
-  Document emailed to ROBERT GOAD (robert.goad@omes.ok.gov) for signature  
2022-10-13 - 3:53:41 PM GMT
-  Email viewed by ROBERT GOAD (robert.goad@omes.ok.gov)  
2022-10-13 - 4:23:19 PM GMT- IP address: 104.28.97.28
-  Document e-signed by ROBERT GOAD (robert.goad@omes.ok.gov)  
Signature Date: 2022-10-13 - 5:18:30 PM GMT - Time Source: server- IP address: 165.225.216.102
-  Agreement completed.  
2022-10-13 - 5:18:30 PM GMT



OKLAHOMA

# CONTRACT

## State of Oklahoma

Dispatch via Print

**Supplier** 0000073859  
 KIRBY-SMITH MACHINERY INC  
 P.O. BOX 270300  
 OKLAHOMA CITY OK 73137-0300  
 USA

<b>Contract ID</b> 0000000000000000000000004987			Page 1 of 2	
<b>Contract Dates</b> 11/01/2017 to 04/29/2023		<b>Currency</b> USD	<b>Rate Type</b> CRRNT	<b>Rate Date</b> PO Date
<b>Description:</b> SW195 - Road Maintenance			<b>Contract Maximum</b> 0.00	
<b>Allow Open Item Reference</b>				
<b>TYPE: STATEWIDE</b>				

Tax Exempt? Y Tax Exempt ID:736017987

**Contract Lines:**

Line #	Cat CD / Item ID / Item Desc	UOM	Minimum Order Qty	Amt	Maximum / Open Qty	Amt
1	40151601 / Air Compressors	EA	1.00	0.00	0.00	0.00
	Contract Base Pricing		0.01000	EA		0001
2	40151802 / Air Compressor Parts	EA	1.00	0.00	0.00	0.00
	Contract Base Pricing		0.01000	EA		0001
3	22101621 / ROAD MAINTENANCE: Asphalt Distributor Reference Attachment A - 5% discount	EA	1.00	0.00	0.00	0.00
	Contract Base Pricing		0.01000	EA		0001
4	25101919 / ROAD MAINTENANCE: Broom Reference Attachment B - 5% discount	EA	1.00	0.00	0.00	0.00
	Contract Base Pricing		0.01000	EA		0001
7	22101600 / 1000030452 ROAD MAINTENANCE: Patchers Reference Attachment L - 5% discount	EA	1.00	0.00	0.00	0.00
	Contract Base Pricing		0.01000	EA		0001
5	22101606 / 1000030461 ROAD MAINTENANCE: Chip Spreaders Reference Attachment C - 5% discount	EA	1.00	0.00	0.00	0.00
	Contract Base Pricing		0.01000	EA		0001
6	22101600 / 1000030457 ROAD MAINTENANCE: Emulsion tank Reference Attachment J - 8% discount	EA	1.00	0.00	0.00	0.00
	Contract Base Pricing		0.01000	EA		0001
8	22101607 / 1000030447 ROAD MAINTENANCE: Paver/Track	EA	1.00	0.00	0.00	0.00

Final = The price is final after adjustments  
 Hard = Apply adjustments regardless of other adjustments  
 Skip = Skip adjustments if any other adjustments have been applied

**Authorized Signature***Robert Goad*



OKLAHOMA

# CONTRACT

## State of Oklahoma

Dispatch via Print

**Supplier** 0000073859  
 KIRBY-SMITH MACHINERY INC  
 P.O. BOX 270300  
 OKLAHOMA CITY OK 73137-0300  
 USA

<b>Contract ID</b> 0000000000000000000000004987			Page 2 of 2	
<b>Contract Dates</b> 11/01/2017 to 04/29/2023		<b>Currency</b> USD	<b>Rate Type</b> CRRNT	<b>Rate Date</b> PO Date
<b>Description:</b> SW195 - Road Maintenance			<b>Contract Maximum</b> 0.00	
<b>Allow Open Item Reference</b>				
<b>TYPE: STATEWIDE</b>				

Tax Exempt? Y Tax Exempt ID:736017987

**Contract Lines:**

Line #	Cat CD / Item ID / Item Desc	UOM	Minimum Order Qty	Amt	Maximum / Open Qty	Amt
	Reference Attachment M - 5 - 8% discount					
	Contract Base Pricing 0.01000	EA		0001		
9	22101505 / 1000030471 ROAD MAINTENANCE: Rollers/Pneumatic Reference Attachment P - 8% discount	EA	1.00	0.00	0.00	0.00
	Contract Base Pricing 0.01000	EA		0001		
10	25101920 / 1000030470 ROAD MAINTENANCE: Water tank trucks Reference Attachment R - 8% discount	EA	1.00	0.00	0.00	0.00
	Contract Base Pricing 0.01000	EA		0001		
11	22101603 / 1000030462 ROAD MAINTENANCE: Road Wideners Reference Attachment O - 5% discount	EA	1.00	0.00	0.00	0.00
	Contract Base Pricing 0.01000	EA		0001		

**COMMENTS:**

SW195 - Road Maintenance Equipment

Contract Period: 11/01/2021 - 04/29/2023  
 Agreement Period: 11/01/2017 - 04/29/2023

Primary Contact:  
 Bill Gustafson  
 405-495-5110  
 Email:  
 bgustafson@kirby-smith.com  
 Contract Revised 4/14/2021 - LBRADLEY

Final = The price is final after adjustments  
 Hard = Apply adjustments regardless of other adjustments  
 Skip = Skip adjustments if any other adjustments have been applied

**Authorized Signature**

# PS 4987

Final Audit Report

2022-10-26

Created:	2022-10-26
By:	Ty Welch (ty.welch@omes.ok.gov)
Status:	Signed
Transaction ID:	CBJCHBCAABAAzydvdZ2h0pH98thq3GhbQVy_LX7sTi2q

## "PS 4987" History

-  Document created by Ty Welch (ty.welch@omes.ok.gov)  
2022-10-26 - 7:23:13 PM GMT- IP address: 165.225.216.105
-  Document emailed to ROBERT GOAD (robert.goad@omes.ok.gov) for signature  
2022-10-26 - 7:23:29 PM GMT
-  Document e-signed by ROBERT GOAD (robert.goad@omes.ok.gov)  
Signature Date: 2022-10-26 - 9:03:19 PM GMT - Time Source: server- IP address: 165.225.216.102
-  Agreement completed.  
2022-10-26 - 9:03:19 PM GMT

**ATTACHMENT O  
ROAD WIDENER**

Type of Equipment	Brand Name	Model	Price Book/Catalog Date of Manufacturer's Current Published Retail Price List	Percentage off discount %
Road Widener	Midland	SPR-6	September 2017	10
Road Widener	Midland	SPD-6	September 2017	10
Road Widener	Midland	SPR-8	September 2017	10
Road Widener	Midland	SPD-8	September 2017	10
Road Widener	Midland	SPD-10	September 2017	10
Road Widener	Midland	SPD-12	September 2017	10
Road Widener	Midland	SPF-8	November 2022	10
Road Widener	Road Widener	FH	September 2017	5
Road Widener	Roadtec	BF 400	September 2017	12

Attachments/Accessories:   0   % OEM Repair Parts:   0   % Options:   0   %

Multiple Unit discount:   0   % (In addition to the equipment discount) based on        Units purchased

Extended Warranty offered? ☒ Yes ☐ No If yes, please attach information for the extended warranty purchase.

Discount offered   0   %

Repair Facility Address  
G.W. Van Keppel Co.  
8233 W. Reno  
Oklahoma City, OK 73127

Repair Facility Address  
G.W. Van Keppel Co.  
1876 N. 105th E. Ave  
Tulsa, OK 74116

**ATTACHMENT A**  
**ASPHALT DISTRIBUTOR**

[illegible]

**Attachments/Accessories:\_\_\_\_\_ % OEM Repair Parts:\_\_\_\_\_ % Options:\_\_\_\_\_ %**

**Multiple Unit discount:\_\_\_\_\_ % (In addition to the equipment discount) based on \_\_\_\_\_Units purchased**

Extended Warranty offered? ☐ Yes ☐ No If yes, please attach information for the extended warranty purchase.  
Discount offered \_\_\_\_\_%

**BROOM**

[illegible]

**Attachments/Accessories: 0 % OEM Repair Parts: 0 % Options: 0 %**

**Multiple Unit discount: 2 % (In addition to the equipment discount) based on 2 or more        Units purchased**

Extended Warranty offered?  X  Yes   No If yes, please attach information for the extended warranty purchase.

Discount offered 0%

Repair Facility Address  
G.W. Van Keppel Co.  
8233 W. Reno  
Oklahoma City, OK 73127

**Repair Facility Address**  
G.W. Van Keppel Co.  
1876 N. 105th E. Ave  
Tulsa, OK 74116

**ATTACHMENT C**  
**CHIPSREADER**

[illegible]

**Attachments/Accessories: 0 % OEM Repair Parts: 0 % Options: 0 %**

**Multiple Unit discount:** 1 % (In addition to the equipment discount) based on 2 or more        Units purchased

Extended Warranty offered?  X  Yes   No If yes, please attach information for the extended warranty purchase.

Discount offered 0 %

Repair Facility Address  
G.W. Van Keppel Co.  
8233 W. Reno  
Oklahoma City, OK 73127

Repair Facility Address  
G.W. Van Keppel Co.  
1876 N. 105th E. Ave  
Tulsa, OK 74116



# ATTACHMENT D

## PLANER/COLD PLANER

Type of Equipment	Brand Name	Model	Price Book/Catalog Date of Manufacturer's Current Published Retail Price List	Percentage off discount %
Mills	Bomag	500	September 2017	15
Mills	Bomag	600	September 2017	15
Mills	Bomag	1000	September 2017	15
Mills	Bomag	1200-30	September 2017	15
Mills	Bomag	1300	September 2017	15
Mills	Bomag	2000	September 2017	15
Mills	Bomag	2200	September 2017	15
Mills	Roadtec	RX100	September 2017	12
Mills	Roadtec	RX300	September 2017	12
Mills	Roadtec	RX600	September 2017	12
Mills	Roadtec	RX700	September 2017	12
Mills	Roadtec	RX900	September 2017	12
Mills	Maddock	RG 72	September 2017	0
Mills	Maddock	AM 18	September 2017	0
Mills	Maddock	AM 24	September 2017	0
Mills	Maddock	AM 25	September 2017	0
Mills	Maddock	AM 30	September 2017	0
Mills	Maddock	AM 36	September 2017	0
Mills	Maddock	AM 48	September 2017	0
Mills	Maddock	VT 325	September 2017	0
Mills	Maddock	AM 36	September 2017	0
Mills	Maddock	AM 48	September 2017	0
Mills	Maddock	VT 325	September 2017	0

Attachments/Accessories: 0 % OEM Repair Parts: 0 % Options: 0 %

Multiple Unit discount: 2 % (In addition to the equipment discount) based on 2 Units purchased

Extended Warranty offered? ☒ Yes ☐ No If yes, please attach information for the extended warranty purchase.  
Discount offered 0 %

Repair Facility Address  
G.W. Van Keppel Co.  
8233 W. Reno  
Oklahoma City, OK 73127

Repair Facility Address  
G.W. Van Keppel Co.  
1876 N. 105th E. Ave  
Tulsa, OK 74116

**ATTACHMENT E**  
**COMPACTOR**

[illegible]

**Attachments/Accessories:\_\_\_\_\_ % OEM Repair Parts:\_\_\_\_\_ % Options:\_\_\_\_\_ %**

**Multiple Unit discount: \_\_\_\_\_% (In addition to the equipment discount) based on \_\_\_\_\_ Units purchased**

Extended Warranty offered? ☐ Yes ☐ No If yes, please attach information for the extended warranty purchase.  
Discount offered \_\_\_\_\_ %

**ATTACHMENT F**  
**CRACK ROUTER/SEALANT**

[illegible]

**Attachments/Accessories:\_\_\_\_\_ % OEM Repair Parts:\_\_\_\_\_ % Options:\_\_\_\_\_ %**

**Multiple Unit discount:** \_\_\_\_\_ % (In addition to the equipment discount) based on \_\_\_\_\_ Units purchased

Extended Warranty offered? ☐ Yes ☐ No If yes, please attach information for the extended warranty purchase.  
Discount offered \_\_\_\_\_ %

**ATTACHMENT G**  
**DITCHER**

[illegible]

**Attachments/Accessories: 0 % OEM Repair Parts: 0 % Options: 0 %**

**Multiple Unit discount:** 0 % (In addition to the equipment discount) based on            Units purchased

Extended Warranty offered?   X   Yes             No      If yes, please attach information for the extended warranty purchase.  
Discount offered    0        %

Repair Facility Address  
G.W. Van Keppel Co.  
8233 W. Reno  
Oklahoma City, OK 73127

Repair Facility Address  
G.W. Van Keppel Co.  
1876 N. 105th E. Ave  
Tulsa, OK 74116

# ATTACHMENT H

## DRUM, SINGLE, DOUBLE, COMBI, STATIC, PNEUMATIC COMPACTOR

Type of Equipment	Brand Name	Model	Price Book/Catalog Date of Manufacturer's Current Published Retail Price List	Percentage off discount %
Asphalt Double Drum Roller	Bomag	BW900-50	September 2017	10
Asphalt Double Drum Roller	Bomag	BW90 AS-5	September 2017	10
Asphalt Double Drum Roller	Bomag	BW100 ADM-5	September 2017	10
Asphalt Double Drum Roller	Bomag	BW100 SL-5	September 2017	10
Asphalt Double Drum Roller	Bomag	BW120 SL-5	September 2017	10
Asphalt Double Drum Roller	Bomag	BW120-AD	September 2017	10
Asphalt Double Drum Roller	Bomag	BW120 AC-5	September 2017	10
Asphalt Double Drum Roller	Bomag	BW135 AD-5	September 2017	10
Asphalt Double Drum Roller	Bomag	BW138 AC-5	September 2017	10
Asphalt Double Drum Roller	Bomag	BW138 AD-5	September 2017	10
Asphalt Double Drum Roller	Bomag	BW141 AD-5	September 2017	10
Asphalt Double Drum Roller	Bomag	BW151 AD-5	September 2017	10
Asphalt Double Drum Roller	Bomag	BW161 AD-5	September 2017	10
Asphalt Double Drum Roller	Bomag	BW161 AD-5	September 2017	10
Asphalt Double Drum Roller	Bomag	BW161 ADO-5	September 2017	10
Asphalt Double Drum Roller	Bomag	BW190 AD-5	September 2017	10
Asphalt Double Drum Roller	Bomag	BW190 ADO-5	September 2017	10
Asphalt Double Drum Roller	Bomag	BW206 AD-5HF	September 2017	10
9 Wheel Pneumatic	Bomag	BW11RH	September 2017	10
9 Wheel Pneumatic	Bomag	BW27	September 2017	10
9 Wheel Pneumatic	Bomag	BW28	September 2017	10

Attachments/Accessories: 0 % OEM Repair Parts: 0 % Options: 0 %

Multiple Unit discount: 2 % (In addition to the equipment discount) based on 3 Units purchased

Extended Warranty offered? ☒ Yes ☐ No If yes, please attach information for the extended warranty purchase.

Discount offered 0 %

Asphalt Double Drum Roller Bomag BW206ADO-5 September 2017 10

See next page for more models

Repair Facility Address  
G.W. Van Keppel Co.  
8233 W. Reno  
Oklahoma City, OK 73127

Repair Facility Address  
G.W. Van Keppel Co.  
1876 N. 105th E. Ave  
Tulsa, OK 74116

**ATTACHMENT H**  
**DRUM, SINGLE, DOUBLE, COMBI, STATIC, PNEUMATIC COMPACTOR**

Page 2

Type of Equipment	Brand Name	Model	Price Book/Catalog Date of Manufacturer's Current Published Retail Price List	Percentage off discount %
Dirt Single Drum	Volvo	SD45	September 2017	40
Dirt Single Drum	Volvo	SD75	September 2017	40
Dirt Single Drum	Volvo	SD115	September 2017	40
Asphalt Double Drum	Volvo	DD15	September 2017	40
Asphalt Double Drum	Volvo	DD25	September 2017	40
Asphalt Double Drum	Volvo	DD35HF	September 2017	40
Asphalt Double Drum	Volvo	DD110C	September 2017	40
Asphalt Double Drum	Volvo	DD120C	September 2017	40
Asphalt Double Drum	Volvo	DD140C	September 2017	40
9 Wheel Pneumatic	Volvo	PT125	September 2017	40
9 Wheel Pneumatic	Volvo	PT240R	September 2017	40

Attachments/Accessories: 0 % OEM Repair Parts: 0 % Options: 0 %

Multiple Unit discount: 1 % (In addition to the equipment discount) based on 2 or more    Units purchased

Extended Warranty offered? X Yes    No If yes, please attach information for the extended warranty purchase.  
Discount offered 0 %

Repair Facility Address  
G.W. Van Keppel Co.  
8233 W. Reno  
Oklahoma City, OK 73127

Repair Facility Address  
G.W. Van Keppel Co.  
1876 N. 105th E. Ave  
Tulsa, OK 74116

# ATTACHMENT I

## EMULSION TANK

Type of Equipment	Brand Name	Model	Price Book/Catalog Date of Manufacturer's Current Published Retail Price List	Percentage off discount %
Emulsion Storage Tank	Etnyre	2000 gallon	September 2017	10
Emulsion Storage Tank	Etnyre	5000 gallon	September 2017	10
Emulsion Storage Tank	Etnyre	7000 gallon	September 2017	10
Excluding Set up				

Attachments/Accessories: 0 % OEM Repair Parts: 0 % Options: 0 %

Multiple Unit discount: 0 % (In addition to the equipment discount) based on \_\_\_\_\_ Units purchased

Extended Warranty offered? ☒ Yes ☐ No If yes, please attach information for the extended warranty purchase.

Discount offered 0 %

Repair Facility Address  
G.W. Van Keppel Co.  
8233 W. Reno  
Oklahoma City, OK 73127

Repair Facility Address  
G.W. Van Keppel Co.  
1876 N. 105th E. Ave  
Tulsa, OK 74116

**ATTACHMENT J**  
**MELTER, MILLS, MIXER**

Type of Equipment	Brand Name	Model	Price Book/Catalog Date of Manufacturer's Current Published Retail Price List	Percentage off discount %
Asphalt Mat. Mixer	Kolberg	500P	September 2017	10
		Series 52		
		Portable Pugmill		
		w/ Conveyor		
Concrete Mixer	Cementech	MCD15 3yd	September 2017	0
Concrete Mixer	Cementech	MCD30 6 yd	September 2017	0
Concrete Mixer	Cementech	MCD30 8 yd	September 2017	0
Concrete Mixer	Cementech	MCD60 8 yd	September 2017	0
Concrete Mixer	Cementech	MCD60 10 yd	September 2017	0
Concrete Mixer	Cementech	C60 8 yd	September 2017	0
Concrete Mixer	Cementech	C60 10 yd	September 2017	0

Attachments/Accessories:   0   % OEM Repair Parts:   0   % Options:   0   %

Multiple Unit discount:   0   % (In addition to the equipment discount) based on        Units purchased

Extended Warranty offered?   X   Yes        No If yes, please attach information for the extended warranty purchase.

Discount offered   0   %

Repair Facility Address  
G.W. Van Keppel Co.  
8233 W. Reno  
Oklahoma City, OK 73127

Repair Facility Address  
G.W. Van Keppel Co.  
1876 N. 105th E. Ave  
Tulsa, OK 74116



# ATTACHMENT K

## OIL DISTRIBUTOR

Type of Equipment	Brand Name	Model	Price Book/Catalog Date of Manufacturer's Current Published Retail Price List	Percentage off discount %
Oil Distributors	Etnyre	Centennial		
		Gallons		
		1000, 1250,	September 2017	10
		1500, 1750,	September 2017	10
		2000, 2250,	September 2017	10
		2500, 3000,	September 2017	10
		3500, 4000,	September 2017	10
		4500	September 2017	10
Discount excludes truck chassis				

Attachments/Accessories: 0 % OEM Repair Parts: 0 % Options: 0 %

Multiple Unit discount: 1 % (In addition to the equipment discount) based on 2 or more    Units purchased

Extended Warranty offered? X Yes    No If yes, please attach information for the extended warranty purchase.

Discount offered 0 %

Repair Facility Address  
G.W. Van Keppel Co.  
8233 W. Reno  
Oklahoma City, OK 73127

Repair Facility Address  
G.W. Van Keppel Co.  
1876 N. 105th E. Ave  
Tulsa, OK 74116

# **ATTACHMENT L** **PATCH TRUCK, PATCHERS**

Type of Equipment	Brand Name	Model	Price Book/Catalog Date of Manufacturer's Current Published Retail Price List	Percentage off discount %
Patch Truck	Patch King	PK-40 HSD	September 2017	3
Patch Truck	Patch King	PK-35 HSD	September 2017	3
Patch Truck	Patch King	PK 30 H	September 2017	3
Patch Truck	Patch King	PK 40 H	September 2017	3
Patch Truck	Patch King	PK 80 H	September 2017	3
Patch Truck	Patch King	PK 30 T	September 2017	3
Patch Truck	Patch King	PK 65 KW	September 2017	3
Patch Truck	Patch King	PK 120 H	September 2017	3
Discount excludes truck chassis				

Attachments/Accessories: 0 % OEM Repair Parts: 0 % Options: 0 %

Multiple Unit discount: 2 % (In addition to the equipment discount) based on 2 or more    Units purchased

Extended Warranty offered? X Yes    No If yes, please attach information for the extended warranty purchase.

Discount offered 0 %

Repair Facility Address  
G.W. Van Keppel Co.  
8233 W. Reno  
Oklahoma City, OK 73127

Repair Facility Address  
G.W. Van Keppel Co.  
1876 N. 105th E. Ave  
Tulsa, OK 74116

# ATTACHMENT M

## PAVER

Type of Equipment	Brand Name	Model	Price Book/Catalog Date of Manufacturer's Current Published Retail Price List	Percentage off discount %
Paver	Volvo	PF4410	September 2017	40
Paver	Volvo	PF7110	September 2017	40
Paver	Volvo	PF7170	September 2017	40
Paver	Volvo	PF2181	September 2017	40
Paver	Bomag/Cedarapids	CR352	September 2017	18
Paver	Bomag/Cedarapids	CR362	September 2017	18
Paver	Bomag/Cedarapids	CR452	September 2017	18
Paver	Bomag/Cedarapids	CR462	September 2017	18
Paver	Bomag/Cedarapids	CR552	September 2017	18
Paver	Bomag/Cedarapids	CR562	September 2017	18
Paver	Bomag/Cedarapids	CR652	September 2017	18
Paver	Bomag/Cedarapids	CR662	September 2017	18
Paver	Roadtec	RP-2505	September 2017	12
Paver	Roadtec	RP-170	September 2017	12
Paver	Roadtec	RP-175	September 2017	12
Paver	Roadtec	RP-190	September 2017	12
Paver	Roadtec	RP-195	September 2017	12
Paver	Roadtec	SP-100	September 2017	12

Attachments/Accessories: 0 % OEM Repair Parts: 0 % Options: 0 %

Multiple Unit discount: 2 % (In addition to the equipment discount) based on 2 or more    Units purchased

Extended Warranty offered? x Yes    No If yes, please attach information for the extended warranty purchase.  
Discount offered 0 %

Repair Facility Address  
G.W. Van Keppel Co.  
8233 W. Reno  
Oklahoma City, OK 73127

Repair Facility Address  
G.W. Van Keppel Co.  
1876 N. 105th E. Ave  
Tulsa, OK 74116

**See next page for more models**

**ATTACHMENT M**  
**PAVER**

Page 2

[illegible]

**Attachments/Accessories: 0 % OEM Repair Parts: 0 % Options: 0 %**

Multiple Unit discount: 2 % (In addition to the equipment discount) based on 2 or more        Units purchased

Extended Warranty offered?   X   Yes        No If yes, please attach information for the extended warranty purchase.

Discount offered 0 %

Repair Facility Address  
G.W. Van Keppel Co.  
8233 W. Reno  
Oklahoma City, OK 73127

Repair Facility Address  
G.W. Van Keppel Co.  
8233 W. Reno  
Oklahoma City, OK 73127

## RECLAIMER

[illegible]

**Attachments/Accessories:** 0 % **OEM Repair Parts:** 0 % **Options:** 0 %

Multiple Unit discount: 0 % (In addition to the equipment discount) based on \_\_\_\_\_ Units purchased

Extended Warranty offered?  X  Yes   No If yes, please attach information for the extended warranty purchase.

Discount offered 0 %

Repair Facility Address  
G.W. Van Keppel Co.  
8233 W. Reno  
Oklahoma City, OK 73127

Repair Facility Address  
G.W. Van Keppel Co.  
1876 N. 105th E. Ave  
Tulsa, OK 74116

# ATTACHMENT O

## ROAD WIDENER

Type of Equipment	Brand Name	Model	Price Book/Catalog Date of Manufacturer's Current Published Retail Price List	Percentage off discount %
Road Widener	Midland	SPR-6	September 2017	10
Road Widener	Midland	SPD-6	September 2017	10
Road Widener	Midland	SPR-8	September 2017	10
Road Widener	Midland	SPD-8	September 2017	10
Road Widener	Midland	SPD-10	September 2017	10
Road Widener	Midland	SPD-12	September 2017	10
Road Widener	Road Widener	FH	September 2017	5
Road Widener	Roadtec	BF 400	September 2017	12

Attachments/Accessories: 0 % OEM Repair Parts: 0 % Options: 0 %

Multiple Unit discount: 0 % (In addition to the equipment discount) based on \_\_\_\_\_ Units purchased

Extended Warranty offered? ☒ Yes ☐ No If yes, please attach information for the extended warranty purchase.

Discount offered 0 %

Repair Facility Address  
G.W. Van Keppel Co.  
8233 W. Reno  
Oklahoma City, OK 73127

Repair Facility Address  
G.W. Van Keppel Co.  
1876 N. 105th E. Ave  
Tulsa, OK 74116

**ATTACHMENT P**  
**ROLLER**

[illegible]

**Attachments/Accessories:\_\_\_\_\_%** **OEM Repair Parts:\_\_\_\_\_%** **Options:\_\_\_\_\_%**

**Multiple Unit discount: \_\_\_\_\_% (In addition to the equipment discount) based on \_\_\_\_\_ Units purchased**

Extended Warranty offered? ☐ Yes ☐ No If yes, please attach information for the extended warranty purchase.  
Discount offered \_\_\_\_\_%

**ATTACHMENT Q**  
**SCRAPER,SCREED**

[illegible]

**Attachments/Accessories:\_\_\_\_\_ % OEM Repair Parts:\_\_\_\_\_ % Options:\_\_\_\_\_ %**

**Multiple Unit discount: \_\_\_\_\_% (In addition to the equipment discount) based on \_\_\_\_\_ Units purchased**

Extended Warranty offered? ☐ Yes ☐ No If yes, please attach information for the extended warranty purchase.  
Discount offered \_\_\_\_\_%



**ATTACHMENT R**  
**SPRAYER/WATER TRUCK/TRAILER MOUNTED WATER TANK**

Type of Equipment	Brand Name	Model	Price Book/Catalog Date of Manufacturer's Current Published Retail Price List	Percentage off discount %
Water Truck Flushers	Etnyre	Street Flushers		
		Gallons		
		1,900	September 2017	10
		2,200	September 2017	10
		2,500	September 2017	10
		2,700	September 2017	10
		3,000	September 2017	10
		3,500	September 2017	10
Discount excludes truck				
chassis				

Attachments/Accessories:   0   % OEM Repair Parts:   0   % Options:   0   %

Multiple Unit discount:   1   % (In addition to the equipment discount) based on   2   or more        Units purchased

Extended Warranty offered?   X   Yes        No If yes, please attach information for the extended warranty purchase.

Discount offered   0   %

Repair Facility Address  
G.W. Van Keppel Co.  
8233 W. Reno  
Oklahoma City, OK 73127

Repair Facility Address  
G.W. Van Keppel Co.  
1876 N. 105th E. Ave  
Tulsa, OK 74116

## STABILIZER

[illegible]

**Attachments/Accessories:\_\_\_\_\_ % OEM Repair Parts:\_\_\_\_\_ % Options:\_\_\_\_\_ %**

**Multiple Unit discount: \_\_\_\_\_% (In addition to the equipment discount) based on \_\_\_\_\_ Units purchased**

Extended Warranty offered? ☐ Yes ☐ No If yes, please attach information for the extended warranty purchase.

Discount offered \_\_\_\_\_%



**ATTACHMENT U**  
**TRAILER MOUNTED AIR COMPRESSOR/PARTS**

Type of Equipment	Brand Name	Model	Price Book/Catalog Date of Manufacturer's Current Published Retail Price List	Percentage off discount %
Trailer Mounted Air Compressor	Sullair	185	September 2017	20
Trailer Mounted Air Compressor	Sullair	200H	September 2017	20
Trailer Mounted Air Compressor	Sullair	225H	September 2017	20
Trailer Mounted Air Compressor	Sullair	260	September 2017	20
Trailer Mounted Air Compressor	Sullair	300HH	September 2017	20
Trailer Mounted Air Compressor	Sullair	375	September 2017	20
Trailer Mounted Air Compressor	Sullair	375H	September 2017	20
Trailer Mounted Air Compressor	Sullair	400H	September 2017	20
Trailer Mounted Air Compressor	Sullair	425	September 2017	20
Trailer Mounted Air Compressor	Sullair	425H	September 2017	20
Trailer Mounted Air Compressor	Sullair	550RH	September 2017	20
Trailer Mounted Air Compressor	Sullair	600HH	September 2017	20
Trailer Mounted Air Compressor	Sullair	700HH	September 2017	20
Trailer Mounted Air Compressor	Sullair	750	September 2017	20
Trailer Mounted Air Compressor	Sullair	750H	September 2017	20
Trailer Mounted Air Compressor	Sullair	750HH	September 2017	20
Trailer Mounted Air Compressor	Sullair	825	September 2017	20
Trailer Mounted Air Compressor	Sullair	750HH/900XS	September 2017	20
Trailer Mounted Air Compressor	Sullair	900XHH	September 2017	20
Trailer Mounted Air Compressor	Sullair	825	September 2017	20
Trailer Mounted Air Compressor	Sullair	1300H	September 2017	20

Attachments/Accessories:   0   % OEM Repair Parts:   0   % Options:   0   %

Multiple Unit discount:   0   % (In addition to the equipment discount) based on            Units purchased

Extended Warranty offered? ☒ Yes ☐ No If yes, please attach information for the extended warranty purchase.

Discount offered   0   %

**See next page for more models**

Repair Facility Address  
G.W. Van Keppel Co.  
8233 W. Reno  
Oklahoma City, OK 73127

Repair Facility Address  
G.W. Van Keppel Co.  
1876 N. 105th E. Ave  
Tulsa, OK 74116

**ATTACHMENT U**

## TRAILER MOUNTED AIR COMPRESSOR/PARTS

Page 2

[illegible]

**Attachments/Accessories:** 0 % **OEM Repair Parts:** 0 % **Options:** 0 %

**Multiple Unit discount:** 0 % (In addition to the equipment discount) based on \_\_\_\_\_ Units purchased

Extended Warranty offered?  X  Yes          No      If yes, please attach information for the extended warranty purchase.

Discount offered	0	%
------------------	---	---

Repair Facility Address  
G.W. Van Keppel Co.  
8233 W. Reno  
Oklahoma City, OK 73127

Repair Facility Address  
G.W. Van Keppel Co.  
1876 N. 105th E. Ave  
Tulsa, OK 74116



OKLAHOMA

# CONTRACT

## State of Oklahoma

Dispatch via Print

**Supplier** 0000186655  
 WARREN POWER & MACHINERY INC  
 PO BOX 270720  
 OKLAHOMA CITY OK 73137-0720  
 USA

<b>Contract ID</b> 0000000000000000000000004986			Page 1 of 2	
<b>Contract Dates</b> 11/01/2017 to 04/29/2023		<b>Currency</b> USD	<b>Rate Type</b> CRRNT	<b>Rate Date</b> PO Date
<b>Description:</b> SW195 - Road Maintenance			<b>Contract Maximum</b> 0.00	
<b>Allow Open Item Reference</b>				
<b>TYPE: STATEWIDE</b>				

Tax Exempt? Y Tax Exempt ID:736017987

**Contract Lines:**

Line #	Cat CD / Item ID / Item Desc	UOM	Minimum Order Qty	Amt	Maximum / Open Qty	Amt
1	22101511 / 1000030463 ROAD MAINTENANCE: Compactor/Vibratory	EA	1.00	0.00	0.00	0.00
2	22101511 / 1000030467 ROAD MAINTENANCE: Compactor/Combination	EA	1.00	0.00	0.00	0.00
3	22101511 / 1000030464 ROAD MAINTENANCE: Compactor/ Padfoot Soil	EA	1.00	0.00	0.00	0.00
4	22101511 / 1000030465 ROAD MAINTENANCE: Compactor/Smooth Drum	EA	1.00	0.00	0.00	0.00
5	22101505 / 1000030471 ROAD MAINTENANCE: Rollers/Pneumatic	EA	1.00	0.00	0.00	0.00
6	22101511 / 1000030466 ROAD MAINTENANCE: Compactor/Landfill	EA	1.00	0.00	0.00	0.00
7	22101600 / 1000030451 ROAD MAINTENANCE: Reclaimer	EA	1.00	0.00	0.00	0.00
8	22101600 / 1000030456 ROAD MAINTENANCE: Stabilizers	EA	1.00	0.00	0.00	0.00
9	22101607 / 1000030447 ROAD MAINTENANCE: Paver/Track	EA	1.00	0.00	0.00	0.00
10	22101607 / 1000030446 ROAD MAINTENANCE: Pavers/Wheel	EA	1.00	0.00	0.00	0.00
11	22101603 / 1000030462 ROAD MAINTENANCE: Road Wideners	EA	1.00	0.00	0.00	0.00
12	22101521 / 1000030445 ROAD MAINTENANCE: Scraper	EA	1.00	0.00	0.00	0.00

Final = The price is final after adjustments  
 Hard = Apply adjustments regardless of other adjustments  
 Skip = Skip adjustments if any other adjustments have been applied

**Authorized Signature***Robert Goad*



OKLAHOMA

# CONTRACT

## State of Oklahoma

Dispatch via Print

**Supplier** 0000186655  
 WARREN POWER & MACHINERY INC  
 PO BOX 270720  
 OKLAHOMA CITY OK 73137-0720  
 USA

<b>Contract ID</b> 000000000000000000004986			Page 2 of 2	
<b>Contract Dates</b> 11/01/2017 to 04/29/2023		<b>Currency</b> USD	<b>Rate Type</b> CRRNT	<b>Rate Date</b> PO Date
<b>Description:</b> SW195 - Road Maintenance			<b>Contract Maximum</b> 0.00	
<b>Allow Open Item Reference</b>				
<b>TYPE: STATEWIDE</b>				

Tax Exempt? Y Tax Exempt ID:736017987

**Contract Lines:**

Line #	Cat CD / Item ID / Item Desc	UOM	Minimum Order Qty	Amt	Maximum / Open Qty	Amt
13	25101920 / 1000030470 ROAD MAINTENANCE: Water tank trucks	EA	1.00	0.00	0.00	0.00
14	25101919 / Commercial Road Broom	EA	1.00	0.00	0.00	0.00
	Contract Base Pricing		0.01000	EA	0002	
15	25101919 / Road Broom parts/accessories	EA	1.00	0.00	0.00	0.00
	Contract Base Pricing		0.01000	EA	0002	
16	40151601 / Air Compressor	EA	1.00	0.00	0.00	0.00
	Contract Base Pricing		0.01000	EA	0002	
17	40151802 / Air Compressor Parts	EA	1.00	0.00	0.00	0.00
	Contract Base Pricing		0.01000	EA	0002	

**COMMENTS:**

SW195 - Road Maintenance Equipment

Contract Period: 11/01/2021 - 04/29/2023  
 Agreement Period: 11/01/2017 - 04/29/2023

Primary Contact: Buzz McDonald  
 405-246-6072  
 Email:  
 Buzz.mcdonald@warrencat.com

Final = The price is final after adjustments  
 Hard = Apply adjustments regardless of other adjustments  
 Skip = Skip adjustments if any other adjustments have been applied

**Authorized Signature**


# PS 4986

Final Audit Report

2022-10-13

Created:	2022-10-13
By:	Ty Welch (ty.welch@omes.ok.gov)
Status:	Signed
Transaction ID:	CBJCHBCAABAAL5LuXJKQazq8jWHo8QmBTxKuG9O2C8-2

## "PS 4986" History

-  Document created by Ty Welch (ty.welch@omes.ok.gov)  
2022-10-13 - 6:17:09 PM GMT- IP address: 165.225.216.110
-  Document emailed to ROBERT GOAD (robert.goad@omes.ok.gov) for signature  
2022-10-13 - 6:17:22 PM GMT
-  Email viewed by ROBERT GOAD (robert.goad@omes.ok.gov)  
2022-10-13 - 6:40:29 PM GMT- IP address: 104.28.97.29
-  Document e-signed by ROBERT GOAD (robert.goad@omes.ok.gov)  
Signature Date: 2022-10-13 - 9:11:28 PM GMT - Time Source: server- IP address: 165.225.216.102
-  Agreement completed.  
2022-10-13 - 9:11:28 PM GMT





---

*This addendum is added to and is to be considered part of the subject contract.*

**Statewide Contract #:** SW195

**PeopleSoft Contract ID:** All

**Contract Title:** Road Maintenance Equipment

**Contract Issuance Date:** 11/01/2017

**Contract Supplier:** All

**Addendum #** 16

**Addendum Date:** 09/24/2021

**OMES Point of Contact:**

**Contracting Officer:** Lisa Bradley

**Phone Number:** 405-522-4480

**E-mail address:** [Lisa.bradley@omes.ok.gov](mailto:Lisa.bradley@omes.ok.gov)

---

**Addendum Information:** \_\_\_\_\_

**This Addendum is issued to offer a new option for OMES Lockbox Procedures. Awarded Suppliers may contact the Contracting Officer for details.**



---

*This addendum is added to and is to be considered part of the subject contract.*

**Statewide Contract #:** SW0195

**PeopleSoft Contract ID:** See Below

**Contract Title:** Road Maintenance Equipment

**Contract Issuance Date:** 11/01/2017

**Contract Supplier:** See Below

**Addendum #** 15

**Addendum Date:** 07/14/2021

**OMES Point of Contact:**

**Contracting Officer:** Lisa Bradley

**Phone Number:** 405-522-4480

**E-mail address:** [Lisa.bradley@omes.ok.gov](mailto:Lisa.bradley@omes.ok.gov)

---

**Addendum Information:**

This contract has been renewed for one year revising the contract period to run through October 31, 2022.

OPG Inc, dba Ditch Witch  
9000 N I-35 Service Rd  
Oklahoma City, OK 73131  
Mark Taylor  
918-438-1560  
[mark@ditchwitchok.com](mailto:mark@ditchwitchok.com)  
ID# 517452, Contract 5974

Falcon Road Maint. Equip.  
2600 W Salzburg  
Freeland, MI 48623  
Trish Bell  
248-860-6064  
[trish@falconrme.com](mailto:trish@falconrme.com)  
ID# 458390, Contract 0-5196

Frontier Equip. Sales  
4123 N Banner Rd  
El Reno, OK 73036  
Clark Kerr  
405-354-2611  
[frontiercdk@gmail.com](mailto:frontiercdk@gmail.com)  
ID# 61849, Contract 0-4982

G.W. Keppel Co.  
8233 W Reno  
Oklahoma City, OK 73127  
Marsha Moore  
405-495-0606  
[mmoore@vankeppel.com](mailto:mmoore@vankeppel.com)  
ID# 70033, Contract 0-4983

J & R Equipment LLC  
8800 SW 8<sup>th</sup>  
Oklahoma City, OK 73128  
Rodney Womack  
405-760-8111  
[rwomack@jrequip.net](mailto:rwomack@jrequip.net)  
ID#242476, Contract 0-4984

Kirby-Smith Machinery Inc.  
6715 W Reno Ave  
Oklahoma City, OK 73127  
Chuck Riddle  
918-210-6095  
[criddle@kirby-smith.com](mailto:criddle@kirby-smith.com)  
ID# 73859, Contract 0-4987

(Continued Page 2)

OCT Equipment, LLC  
PO Box 270060  
Oklahoma City, OK 74137  
Jim Doughty  
918-437-5085  
[jrdoughty@octequipment.com](mailto:jrdoughty@octequipment.com)  
ID# 72482, Contract 0-4985

Warren Equip dba Warren CAT  
PO Box 270720  
Oklahoma City, OK 73127  
Buzz McDonald  
405-246-6072  
[Buzz.mcdonald@warrencat.com](mailto:Buzz.mcdonald@warrencat.com)  
ID# 186655, Contract 0-4986

Wirtgen America, Inc.  
6030 Dana Way  
Antioch, TN 37013  
Sandy Draper  
615-477-8046  
[Sandy.draper@wirtgen-group.com](mailto:Sandy.draper@wirtgen-group.com)  
ID# 458230, Contract 0-5347  
Melanie Braband  
615-598-4892  
[Melanie.braband@wirtgen-group.com](mailto:Melanie.braband@wirtgen-group.com)



---

*This addendum is added to and is to be considered part of the subject contract.*

**Statewide Contract #:** SW0195

**PeopleSoft Contract ID:** 0-4982

**Contract Title:** Road Maintenance Equipment

**Contract Issuance Date:** 11/01/2018

**Contract Supplier:** Frontier

**Addendum #** 14

**Addendum Date:** 06/24/2021

**OMES Point of Contact:**

**Contracting Officer:** Lisa Bradley

**Phone Number:** 405-522-4480

**E-mail address:** [Lisa.Bradley@omes.ok.gov](mailto:Lisa.Bradley@omes.ok.gov)

---

**Addendum Information:**

Frontier Equipment has requested price increases and has added Blue Diamond Equipment.

Price Increases posted.



---

*This addendum is added to and is to be considered part of the subject contract.*

**Statewide Contract #:** SW0195

**PeopleSoft Contract ID:** 0-4986, 0-4987, 0-5647

**Contract Title:** Road Maintenance Equipment

**Contract Issuance Date:** 11/01/2018

**Contract Supplier:** Kirby Smith, Van Keppel and Wirtgen

**Addendum #** 13

**Addendum Date:** 04/29/2021

**OMES Point of Contact:**

**Contracting Officer:** Lisa Bradley

**Phone Number:** 405-522-4480

**E-mail address:** [Lisa.bradley@omes.ok.gov](mailto:Lisa.bradley@omes.ok.gov)

---

**Addendum Information:**

Updated price and item lists have been posted for above suppliers.



---

*This addendum is added to and is to be considered part of the subject contract.*

**Statewide Contract #:** SW 0195

**PeopleSoft Contract ID:** 0-4987

**Contract Title:** Road Maintenance Equipment

**Contract Issuance Date:** 11/01/2017

**Contract Supplier:** Kirby Smith

**Addendum #** 12

**Addendum Date:** 04/15/2021

**OMES Point of Contact:**

**Contracting Officer:** Lisa Bradley, CPO

**Phone Number:** 405-522-4480

**E-mail address:** [Lisa.bradley@omes.ok.gov](mailto:Lisa.bradley@omes.ok.gov)

---

**Addendum Information:**

Kirby Smith's contract has been revised to reflect posted pricing.



*This addendum is added to and is to be considered part of the subject contract.*

**Statewide Contract #:** SW0195

**PeopleSoft Contract ID:** See Below

**Contract Title:** Road Maintenance Equipment

**Contract Issuance Date:** 11/01/2017

**Contract Supplier:** See Below

**Addendum #** 11

**Addendum Date:** 08/27/2020

**OMES Point of Contact:**

**Contracting Officer:** Lisa Bradley

**Phone Number:** 405-522-4480

**E-mail address:** [Lisa.bradley@omes.ok.gov](mailto:Lisa.bradley@omes.ok.gov)

**Addendum Information:**

This contract has been renewed for one year revising the contract period to run through October 31, 2021.

OCT Equipment has revised the product listing. Please reference posted changes.

OPG Inc, dba Ditch Witch	Falcon Road Maint. Equip.	Frontier Equip. Sales
9000 N I-35 Service Rd	2600 W Salzburg	4123 N Banner Rd
Oklahoma City, OK 73131	Freeland, MI 48623	El Reno, OK 73036
Mark Taylor	Trish Bell	Clark Kerr
918-438-1560	248-860-6064	405-354-2611
<a href="mailto:mark@ditchwitchok.com">mark@ditchwitchok.com</a>	<a href="mailto:trish@falconrme.com">trish@falconrme.com</a>	<a href="mailto:frontiercdk@gmail.com">frontiercdk@gmail.com</a>
ID# 517452, Contract 5974	ID# 458390, Contract 0-5196	ID# 61849, Contract 0-4982

G.W. Keppel Co.  
8233 W Reno  
Oklahoma City, OK 73127  
Marsha Moore  
405-495-0606  
[mmoore@vankeppel.com](mailto:mmoore@vankeppel.com)  
ID# 70033, Contract 0-4983

J & R Equipment LLC  
8800 SW 8<sup>th</sup>  
Oklahoma City, OK 73128  
Rodney Womack  
405-760-8111  
[rwomack@jrequip.net](mailto:rwomack@jrequip.net)  
ID#242476, Contract 0-4984

Kirby-Smith Machinery Inc.  
6715 W Reno Ave  
Oklahoma City, OK 73127  
Chuck Riddle  
918-210-6095  
[criddle@kirby-smith.com](mailto:criddle@kirby-smith.com)  
ID# 73859, Contract 0-4987

(Continued Page 2)

OCT Equipment, LLC  
PO Box 270060  
Oklahoma City, OK 74137  
Jim Doughty  
918-437-5085  
[jrdoughty@octequipment.com](mailto:jrdoughty@octequipment.com)  
ID# 72482, Contract 0-4985

Warren Equip dba Warren CAT  
PO Box 270720  
Oklahoma City, OK 73127  
Buzz McDonald  
405-246-6072  
[Buzz.mcdonald@warrencat.com](mailto:Buzz.mcdonald@warrencat.com)  
ID# 186655, Contract 0-4986

Wirtgen America, Inc.  
6030 Dana Way  
Antioch, TN 37013  
Sandy Draper  
615-477-8046  
[Sandy.draper@wirtgen-group.com](mailto:Sandy.draper@wirtgen-group.com)  
ID# 458230, Contract 0-5347





---

*This addendum is added to and is to be considered part of the subject contract.*

**Statewide Contract #:** SW 0195

**PeopleSoft Contract ID:** Various

**Contract Title:** Road Maintenance Equipment

**Contract Issuance Date:** 11/01/2017

**Contract Supplier:** Various

**Addendum #** 10

**Addendum Date:** 08/06/2020

**OMES Point of Contact:**

**Contracting Officer:** Lisa Bradley, CPO

**Phone Number:** 405-522-4480

**E-mail address:** [Lisa.bradley@omes.ok.gov](mailto:Lisa.bradley@omes.ok.gov)

---

**Addendum Information:** \_\_\_\_\_

**\*\*OMES Central Purchasing is Relocating\*\***

**This addendum is to announce the physical address change for the Office of Management and Enterprise Services (OMES) Central Purchasing Division (CP), and the address for Administrative Fee check submission, is as follows:**

**2401 N. Lincoln Blvd., Ste. 116, Oklahoma City, OK 73105.**

**Effective 6.15.2020, all correspondence, remittance and notifications should be sent to the address provided above.**



*This addendum is added to and is to be considered part of the subject contract.*

**Statewide Contract #: SW 0195**

**PeopleSoft Contract ID: 0-5347**

**Contract Title: Road Maintenance Equipment**

**Contract Issuance Date: 11/01/2017**

**Contract Supplier: Wirtgen America**

**Addendum # 9**

**Addendum Date: 07/24/2020**

**OMES Point of Contact:**

**Contracting Officer: Lisa Bradley**

**Phone Number: 405-522-4480**

**E-mail address: [Lisa.bradley@omes.ok.gov](mailto:Lisa.bradley@omes.ok.gov)**

**Addendum Information:**

**Wirtgen America has adding additional equipment and options on existing equipment. The discount remains at 17% from list price.**

- W100XFi FCS, W100XFi non FCS
- W120XFi FCS, W120XFi non FCS
- W130XFi FCS, W130XFi non FCS
- W200Fi – machine was already on the previous pricelist → We added several machine options
- W207Fi – machine was already on the previous pricelist → Configuration change of the standard machine
- W210Fi 2200mm milling drum – machine was already on the previous pricelist → Configuration change of the standard machine
- W210Fi 2500mm milling drum
- W220Fi 2200mm + 2500mm milling drum
- W250FI 2200mm + 3800 mm milling drum

**Please reference 2020 Oklahoma-Wirtgen price list posted.**



**RETAIL PRICE LIST-PRICES EFFECTIVE JANUARY 1, 2021**

**The following will be Standard Equipment on all Four Wheel Units:**

- \* Certified Roll-Over Protection Structure/Canopy & Retractable Seat Belt
  - \* 8' Steel Core with 10" x 32" Poly Wafer Filler
  - \* Full Gauge Package with Tach & Hour Meter
  - \* Power Steering & Traffic Horn
  - \* 4-Wheel Hydraulic Brakes
  - \* Radial Tires
  - \* Hydrostatic Transmission
  - \* Dual Element Air Cleaner/Engine Air Pre-cleaner
  - \* Reverse Alarm
  - \* Brush Lock
  - \* Joy Stick Control
  - \* Enclosed Engine Cover
  - \* Front and Rear Fenders
  - \* 27 Gallon Fuel Tank and 27 Gallon Hydraulic Tank with Shutoff Valves
  - \* Air Cleaner Stack Extension
  - \* Safety Engine Shutdown System
- 

**BROCE REAR ENGINE SELF-PROPELLED BROOMS - (List Price)**

	<b>Standard Broom</b>
RCT-350 4 Cyl. 2.8 L Cummins Turbo Diesel Tier 4 Final	\$ 55,360.00
RJT-350 4 Cyl. 4.5 John Deere Diesel Tier 4 Final	\$ 56,985.00
RPT-350 4Cyl. 2.8L Perkins Turbo Diesel Tier 4 Final	\$ 52,360.00

(List Price)	<b>BRUSH OPTIONS AVAILABLE</b>
\$ 370	Core Cover End Plate
\$ 230	8 Ft. Poly Tube Brush (96" Brush Surface)
\$ 310	8 Ft. Half Poly & Half Wire Brush
\$ 1,395	Electronic Variable Speed Brush Control
\$ 7,500	Brush Side Shift

Prices F.O.B. Dodge City, Kansas

We reserve the right to change specifications or price at any time without prior notice or obligation.

Page 1 of 2

Celebrating **55 years** as the leader in construction & road sweepers.

PO Box 1187  
Norman, OK 73070-1187

Sales: (866) 579-2488  
Office: (405) 579-2488

[www.brocebroom.com](http://www.brocebroom.com)



(List Price)

\$ 280  
\$ 175  
\$ 695  
\$ 4,105  
\$ 5,410  
\$ 755  
\$ 1,260  
\$ 1,315  
\$ 370  
\$ 2,375  
\$ 1,325  
\$ 1,450  
\$ 405  
\$ 370

### BASIC OPTIONS AVAILABLE

Turbo II Precleaner  
Sy-Klone Precleaner  
Tilt & Telescoping Steering Column  
7 1/2 Ft. Front Scraper Blade Attachment  
Curb & Gutter Brush Attachment \* **Factory installed only**  
Canopy Windshield  
Canopy Windshield w/Wiper  
150 Gal. Water Sprinkler System w/Low Profile Poly Tank  
Suspension Seat  
Tow Bar (2 5/16 Ball or Pintle) w/Hyd. Surge Brake & Tow Lights  
Tow Bar (2 5/16 Ball or Pintle) w/Safety Chain & Tow Lights  
Heavy Duty Rear Axle  
Spare Tire w/Mount  
Down Pressure Valve

(List Price)

\$ 215  
\$ 975  
\$ 210  
\$ 420  
\$ 315  
\$ 330  
\$ 240  
\$ 795  
\$ 150

### LIGHTS & GAUGE OPTIONS

Hydraulic Temperature Gauge  
Light Group - Class A Turn Signals & Headlamps  
Work Lights, Side or Rear (2 Single Beam)  
Amber Beacon  
Strobe Light  
Audible Engine Alarm w/Warning Light  
Block Heater  
Hand Controlled Hydrostat (Replaces Foot Control)  
Hanging Rock Guard

(List Price)

\$ 5,600  
\$ 715  
\$ 3,670  
\$ 385  
\$ 190  
\$ 395  
\$ 140  
\$ 735  
\$ 115  
\$ 190

Cab w/Front Wiper  
Heavy Duty Heater & Defroster  
Air Conditioning  
Rear Wiper  
Windshield Washer (Front Only)  
Windshield Washer (Front & Rear)  
West Coast Mirrors  
CD/AM/FM Stereo  
Vandalism Lock Package  
Tool Box

1/1/2021

Page 2 of 2

Celebrating **55 years** as the leader in construction & road sweepers.



500 Lincoln County Parkway Ext.  
Lincolnton, NC 28092

**Order Entry Process:**

All orders for LB Performance brand equipment need to be submitted on the current LPB Equipment Pricing & Order Form. Each unit must have the Form completely filled out along with your Company's Purchase Order number (One P.O. number per unit). Please fill out **ALL** of the following fields on the Order Form or we will not be able to accept & process your order in a timely manner:

- **Dealer**
- **Date**
- **PO Number**
- **Floor Plan** \*\*(If Yes, please list the Finance Company you would like to use)
- **Contact Email**
- **Ship To Address**
- **Ship VIA**
- **Requested Need by date** \*\*(This will be our target this date but are not obligated to ship by this date)
- **Stock Order** \*\*(If unit is SOLD, please list the customer it is sold to)
- **If a Specification (BID) is linked to this order, it must be submitted at the time of order**
- **Check the appropriate machine you would like to order**
- **Check any options** (if applicable)
- **Signature** \*\*(Signature must be hand written, not typed)

Please e-mail or fax all orders to the attention of the Sales Department.

LBP Equipment Sales Department Email: **[Sales@LeeBoy.com](mailto:Sales@LeeBoy.com)**

LBP Equipment Sales Department Fax # **704-919-5350**

Once your order is received, we will process your order (s) and send an order acknowledgement via email. Please check these acknowledgements for accuracy and let us know if there are any questions or issues. If you have not received an acknowledgement within 24-48 hours, please contact us at the above email.

There will be a promise date on the acknowledgement; this is our target date to ship your order.

If you have any questions or concerns, please feel free to contact us. Have a Great day!

Thanks,  
LBP Sales Dept.  
P: 704-966-3300  
F: 704-919-5350







# EQUIPMENT PRICING & ORDER FORM

Phone: 704.966.3300  
Sales@LeeBoy.com

## 2021 Model Year Pricing

Effective: 1 April 2021

Prices in US Dollars  
FOB Lincolnton, NC

### 150D Paver

DEALER: \_\_\_\_\_

DATE: \_\_\_\_\_

P. O. NO: \_\_\_\_\_

FLOOR PLAN: YES / NO

WITH: \_\_\_\_\_

NEED BY DATE: \_\_\_\_\_

STOCK ORDER: YES / NO

CUSTOMER: \_\_\_\_\_

SHIP VIA: \_\_\_\_\_

\*\*\*Specifications are required with orders linked to bids\*\*\*

CONTACT EMAIL: \_\_\_\_\_

SHIP TO ADDRESS: \_\_\_\_\_

#### SOLD ORDER - CUSTOMER CLASS:

CONTRACTOR

GOV / MUNI

NATIONAL ACCOUNT

SOURCEWELL

MODEL	DRIVE	ENGINE	SCREED	LIST PRICE	ORDER NUMBER	CK
150D	Wheeled - Paver	74 HP Kubota	8' to 15' Legend Propane	\$ 191,372	150DKUB	

#### STANDARD FEATURES

See Similar LeeBoy 6150 Paver and Legend Propane Screed Specifications at: [LeeBoy.com](http://LeeBoy.com) - 6150 Paver

#### OPTIONS

DESCRIPTION	LIST PRICE	ORDER NUMBER	CK
Legend HD Screed (see specification)	\$ 16,603	0000	
Legend Electric Screed (see specification)	\$ 8,795	0000	
Remote Screed Controls **available on the Legend HD or Legend Electric	\$ 1,039	0000	
Automatic Screed Temperature Control **only available on the Legend HD	\$ 1,487	1017744	
Heated Endgates **available on the Legend HD or Legend Electric	\$ 1,306	1017024	
Slope Meter	\$ 374	1020138	
Horizontal Flight Screws **only available on the Legend HD & not available with 3:1 Flight Screw Adjusters	\$ 595	1019884	
3:1 Flight Screw Adjusters **only available on the Legend HD & not available with Horizontal Flight Screws	\$ 2,588	1015263	
Power Crown	\$ 2,932	0000	
Screed Extension Vibration **only available on the Legend HD	\$ 2,767	1019447	
Sloping Screed Extensions	\$ 4,237	0000	
Hydraulic Tow Points	\$ 2,669	1024286	
Single Point Lube System - Screed **only available on the Legend HD	\$ 1,440	1020684	
Single Point Lube System - Conveyors	\$ 1,039	1017296	
Wiring Only, Grade Controls (Topcon)	\$ 1,333	1022121	
Sonic Grade Control, One Side (Topcon)	\$ 8,798	1022124	
Dual Grade Control (Topcon)	\$ 17,595	1022122	
Dual Grade and Slope (Topcon)	\$ 20,228	1022123	
12" x 4.5" Berm Extension (LH & RH) **only available on the Legend HD	\$ 5,486	0000	
Umbrella	\$ 560	988347	
Extended Warranty Program (Contact factory for specifics or go to <a href="http://www.leeboy.com">www.leeboy.com</a> and view extended program under the warranty tab of the dealer login home page.)	Call for Pricing	0000	



Total List Price

\$ -

COMMENTS: \_\_\_\_\_

SIGNATURE: \_\_\_\_\_ PHONE: \_\_\_\_\_



# EQUIPMENT PRICING & ORDER FORM

Phone: 704.966.3300

[Sales@LeeBoy.com](mailto:Sales@LeeBoy.com)

Effective: **1 April 2021**

Prices in US Dollars

FOB Lincolnton, NC

## 2021 Model Year Pricing

### **RW85 Road Widener**

DEALER: \_\_\_\_\_

DATE: \_\_\_\_\_

P. O. NO: \_\_\_\_\_

FLOOR PLAN: YES / NO

WITH: \_\_\_\_\_

NEED BY DATE: \_\_\_\_\_

STOCK ORDER: YES / NO

CUSTOMER: \_\_\_\_\_

SHIP VIA: \_\_\_\_\_

**\*\*\*Specifications are required with orders linked to bids\*\*\***

CONTACT EMAIL: \_\_\_\_\_

SHIP TO ADDRESS: \_\_\_\_\_

#### **SOLD ORDER - CUSTOMER CLASS:**

CONTRACTOR

GOV / MUNI


NATIONAL ACCOUNT

SOURCEWELL

MODEL	DRIVE	ENGINE	LIST PRICE	ORDER NUMBER	CK
4130	Rubber Tired	74 HP Cummins QSF2.8	\$ 211,691	RW85CMN	
4130	Rubber Tired	130HP Cummins QSF2.8	\$ 232,772	RW85CMN	
STANDARD FEATURES					

See Similar LeeBoy 4130 Specifications at: [LeeBoy.com](http://LeeBoy.com) - 4130 Road Widener

#### OPTIONS

DESCRIPTION	LIST PRICE	ORDER NUMBER	CK
<b>Strike-Off Components</b>			
Left Hand Strikeoff (Additional)	\$ 9,483	1023287	
1' Contoured Strike-Off Section	\$ 1,812	1022348	
3' Contoured Strike-Off Section	\$ 2,105	1023336	
<b>Controls</b>			
Topcon Controls - Single Grade - Sonic	\$ 11,461	1021174	
Topcon Controls - Single Slope - Sonic	\$ 11,674	1021173	
<b>Additional Equipment Options</b>			
4 Wheel Drive with 4 wheel Steering <b>**requires 130HP Engine Option</b>	\$ 14,659	1017398	
Washdown System with 2 Hose Reels and 7 Gallon Tank	\$ 3,171	1019319	
Truck Hitch	\$ 6,450	1016948	
Umbrella	\$ 560	920235	
<a href="#">Extended Warranty Program (Contact factory for specifics or go to <a href="http://www.leeboy.com">www.leeboy.com</a> and view extended program under the warranty tab of the dealer login home page.)</a>	Call for Pricing	0000	
		<b>Total List Price</b>	\$ -

COMMENTS: \_\_\_\_\_

SIGNATURE: \_\_\_\_\_ PHONE: \_\_\_\_\_



# EQUIPMENT PRICING & ORDER FORM

Phone: 704.966.3300

[Sales@LeeBoy.com](mailto:Sales@LeeBoy.com)

## 2021 Model Year Pricing

Effective: **1 April 2021**

Prices in US Dollars

FOB Lincolnton, NC

### FB55 Broom

DEALER: \_\_\_\_\_

DATE: \_\_\_\_\_

P. O. NO: \_\_\_\_\_

FLOOR PLAN: YES / NO

WITH: \_\_\_\_\_

NEED BY DATE: \_\_\_\_\_

STOCK ORDER: YES / NO

CUSTOMER: \_\_\_\_\_

SHIP VIA: \_\_\_\_\_

**\*\*\*Specifications are required with orders linked to bids\*\*\***

CONTACT EMAIL: \_\_\_\_\_

SHIP TO ADDRESS: \_\_\_\_\_

#### SOLD ORDER - CUSTOMER CLASS:

CONTRACTOR

GOV / MUNI

NATIONAL ACCOUNT

SOURCEWELL

MODEL	ENGINE	FRONT-MOUNTED BRUSH	LIST PRICE	ORDER NUMBER	CK
FB55	74 HP Hatz	Cab w/AC & Heat - 7' 6" with Poly Tube	\$ 75,553	FB55HATZ	
STANDARD FEATURES					

See Similar Rosco NV55 Broom Specifications at: [LeeBoy.com](http://LeeBoy.com) - NV55 Broom

#### OPTIONS

DESCRIPTION	LIST PRICE	ORDER NUMBER	CK
(2) 75 Gallon Water Tanks w/Spraying System	\$ 1,546	1021602	
Combination Poly Wafers (includes reusable steel brush tube) (in lieu of Poly Tube)	\$ 959	1005054	
Combination Poly/Steel Wafers (includes reusable steel brush tube) (in lieu of Poly Tube)	\$ 986	1005055	
Poly/Steel Tube Brush (in lieu of Poly Tube)	\$ 800	1007309	
Forward/Reverse Brush Rotation	\$ 528	1021946	
Rear Windshield Wiper and Washer	\$ 528	1016182	
Front Windshield Washer (wiper is standard)	\$ 267	1016181	
Side Shift Brush Head (18" Both Directions)	\$ 2,127	1021110	
Spare Tire and Mount	\$ 800	1017973	
Back-Up/Reverse Camera w/in cab color display	\$ 1,653	1023052	
Cab Air Filtration and Pressure Monitor System (MERV 16 Rated)	\$ 2,980	1018731	
Radio/CD/Bluetooth w/Dual Speakers and Remote	\$ 693	1016867	
Telescoping Steering Column (Tilt is standard)	\$ 213	1023068	
Extended Air Intake (Above Cab)	\$ 160	1023483	
Foot Pedal Transmission (Forward and Reverse, in lieu of Joystick Controls)	\$ 587	1023490	
Self-Loading Brush Core System (32/36 OD, 72 to 96 in. Length)	\$ 4,531	0000	
Self-Loading Brush Core System - Wireless Remote Control Option	\$ 4,916	0000	
<a href="#">Extended Warranty Program (Contact factory for specifics or go to www.leeboy.com and view extended program under the warranty tab of the dealer login home page.)</a>		0000	



Total List Price

\$ -

COMMENTS: \_\_\_\_\_

SIGNATURE: \_\_\_\_\_

PHONE: \_\_\_\_\_





# EQUIPMENT PRICING & ORDER FORM

Phone: 704.966.3300

[Sales@LeeBoy.com](mailto:Sales@LeeBoy.com)

Effective: **1 April 2021**

Prices in US Dollars

FOB Lincolnton, NC

## 2021 Model Year Pricing

### CB95 Broom

DEALER: \_\_\_\_\_

DATE: \_\_\_\_\_

P. O. NO: \_\_\_\_\_

FLOOR PLAN: YES / NO

WITH: \_\_\_\_\_

NEED BY DATE: \_\_\_\_\_

STOCK ORDER: YES / NO

CUSTOMER: \_\_\_\_\_

SHIP VIA: \_\_\_\_\_

**\*\*\*Specifications are required with orders linked to bids\*\*\***

CONTACT EMAIL: \_\_\_\_\_

SHIP TO ADDRESS: \_\_\_\_\_

#### SOLD ORDER - CUSTOMER CLASS:

CONTRACTOR

GOV / MUNI

NATIONAL ACCOUNT

SOURCEWELL

MODEL	ENGINE	CENTER-MOUNTED BRUSH	LIST PRICE	ORDER NUMBER	CK
CB95	74 HP Hatz	Cab w/AC & Heat - 7' 6" with Poly Tube	\$ 70,063	CB95CBHTZ	
STANDARD FEATURES					

See Similar Rosco RB50 Broom Specifications at: [LeeBoy.com](http://LeeBoy.com) - RB50 Broom

#### OPTIONS

DESCRIPTION	LIST PRICE	ORDER NUMBER	CK
150 gallon Water Tank w/ Spraying System	\$ 1,546	1015862	
Combination Poly Wafers (includes reusable steel brush tube) (in lieu of Poly Tube)	\$ 959	1005054	
Combination Poly/Steel Wafers (includes reusable steel brush tube) (in lieu of Poly Tube)	\$ 986	1005055	
Poly/Steel Tube Brush (in lieu of Poly Tube)	\$ 800	1007309	
Forward/Reverse Brush Rotation	\$ 528	1020778	
Rear Wiper and Washer Assembly	\$ 528	1016182	
Front Windshield Washer (wiper is standard)	\$ 267	1016181	
7'6" Front Strike-Off Blade	\$ 6,583	1023226	
Front Wheel Fenders	\$ 400	1008024	
Curb Brush	\$ 4,425	1023225	
Spare Tire and Mount	\$ 800	1017973	
Back-up / Reverse camera w/in cab color display	\$ 1,653	1023052	
Cab Air Filtration & Pressure Monitor System (MERV 16 Rated)	\$ 2,980	1018731	
Radio/CD/Bluetooth w/Dual Speakers and Remote	\$ 693	1016867	
Telescoping Steering Column (Tilt is standard)	\$ 213	1023068	
Extended Air Intake (Above Cab)	\$ 160	1023482	
Foot Pedal Transmission (Forward and Reverse, in lieu of Joystick Control)	\$ 587	1023511	
Canopy Model Available <b>** Consult Factory **</b> (Deduct)	-	0000	
<a href="#">Extended Warranty Program (Contact factory for specifics or go to www.leeboy.com and view extended program under the warranty tab of the dealer login home page.)</a>		0000	



Total List Price

\$ -

COMMENTS: \_\_\_\_\_

SIGNATURE: \_\_\_\_\_ PHONE: \_\_\_\_\_



# EQUIPMENT PRICING & ORDER FORM

Phone: 704.966.3300

[Sales@LeeBoy.com](mailto:Sales@LeeBoy.com)

Effective: **1 April 2021**

Prices in US Dollars

FOB Lincolnton, NC

## 2021 Model Year Pricing

### FB90B Broom

DEALER: \_\_\_\_\_

DATE: \_\_\_\_\_

P. O. NO: \_\_\_\_\_

FLOOR PLAN: YES / NO

WITH: \_\_\_\_\_

NEED BY DATE: \_\_\_\_\_

STOCK ORDER: YES / NO

CUSTOMER: \_\_\_\_\_

SHIP VIA: \_\_\_\_\_

**\*\*\*Specifications are required with orders linked to bids\*\*\***

CONTACT EMAIL: \_\_\_\_\_

SHIP TO ADDRESS: \_\_\_\_\_

#### SOLD ORDER - CUSTOMER CLASS:

CONTRACTOR

GOV / MUNI

NATIONAL ACCOUNT

SOURCEWELL

MODEL	ENGINE	FRONT-MOUNTED BRUSH	LIST PRICE	ORDER NUMBER	CK
FB90B	74 HP Cummins	Cab w/AC & Heat - 7' 6" Heavy Duty Frame Poly/Steel Tube Brush	\$ 88,595	FB90BCMN	
STANDARD FEATURES					

See Similar Rosco Challenger 7 Broom Specifications at: [LeeBoy.com - Challenger 7 Broom](http://LeeBoy.com - Challenger 7 Broom)

OPTIONS			
DESCRIPTION	LIST PRICE	ORDER NUMBER	CK
Front Windshield Washer (wiper is standard)	\$ 250	21167	
Rear Wiper and Washer Assembly	\$ 495	21166	
Combination Poly Wafers (includes reusable steel brush tube) (in lieu of Poly/Steel Tube)	\$ 900	1005054	
Combination Poly/Steel Wafers (includes reusable steel brush tube) (in lieu of Poly/Steel Tube)	\$ 925	1005055	
Poly Tube Brush (in lieu of Poly/Steel Tube)	\$ 325	38806	
Suspension Seat Assembly w/Safety Belt	\$ 755	1010416	
Back-up / Reverse camera w/in cab color display	\$ 1,550	1020542	
Radio/CD/Bluetooth w/Dual Speakers and Remote	\$ 650	1000705	
Cab Air Filtration & Pressure Monitor System (MERV 16 Rated)	\$ 2,795	1019987	
Engine Block Heater	\$ 595	1016450	
Spare Tire and mount	\$ 750	1017973	
<a href="#">Extended Warranty Program (Contact factory for specifics or go to www.leeboy.com and view extended program under the warranty tab of the dealer login home page.)</a>		0000	



**Total List Price**

**\$ -**

COMMENTS: \_\_\_\_\_

SIGNATURE: \_\_\_\_\_

PHONE: \_\_\_\_\_



# EQUIPMENT PRICING & ORDER FORM

Phone: 704.966.3300

[Sales@LeeBoy.com](mailto:Sales@LeeBoy.com)

Effective: **1 April 2021**

Prices in US Dollars

FOB Lincolnton, NC

## 2021 Model Year Pricing

### **G700B Motor Grader**

DEALER: \_\_\_\_\_

DATE: \_\_\_\_\_

P. O. NO: \_\_\_\_\_

FLOOR PLAN: YES / NO

WITH: \_\_\_\_\_

NEED BY DATE: \_\_\_\_\_

STOCK ORDER: YES / NO

CUSTOMER: \_\_\_\_\_

SHIP VIA: \_\_\_\_\_

**\*\*\*Specifications are required with orders linked to bids\*\*\***

CONTACT EMAIL: \_\_\_\_\_

SHIP TO ADDRESS: \_\_\_\_\_

#### **SOLD ORDER - CUSTOMER CLASS:**

CONTRACTOR	GOV / MUNI	NATIONAL ACCOUNT	SOURCEWELL
<input type="checkbox"/>	<input type="checkbox"/>	<input type="checkbox"/>	<input type="checkbox"/>

MODEL	STYLE	ENGINE	LIST PRICE	ORDER NUMBER	CK
G700B	ROPS/FOPS Canopy	130 HP Turbo Cummins	\$ 212,411	G700CMN	
G700B	ROPS/FOPS Cab	130 HP Turbo Cummins	\$ 222,219	G700CMNC	
G700B AWD	ROPS/FOPS Canopy	130 HP Turbo Cummins	\$ 230,027	G700CMN6	
G700B AWD	ROPS/FOPS Cab	130 HP Turbo Cummins	\$ 237,674	G700CMNC6	

**STANDARD FEATURES**

See Similar LeeBoy 695B Specifications at: [LeeBoy.com](http://LeeBoy.com) - 695B Motor Grader

OPTIONS			
DESCRIPTION	LIST PRICE	ORDER NUMBER	CK
Front-mounted V-Bar Scarifier - includes float control	\$ 3,118	1020797	
Rear-mounted Scarifier - includes 9 ripper shanks w/teeth	\$ 3,465	1018098	
8' Front Blade - includes blade float control	\$ 6,369	1020796	
Front Blade Mounted Flip-Down 4 Shank Scarifier <b>**requires 8' Front Blade option</b>	\$ 1,039	1018849	
12-ft Moldboard	\$ 2,127	1018440	
Circle Side Shift	\$ 2,399	1018976	
Foot Throttle	\$ 1,146	12756481	
F-N-R Pedal	\$ 2,399	12755681	
Dead Engine Steering	\$ 2,452	1020798	
Cold Weather Engine Package	\$ 613	1016450	
Back-up / Reverse camera w/in cab color display	\$ 1,914	1022240	
Topcon Ready <b>**Consult Factory for options and pricing</b>		-	
<a href="#">Extended Warranty Program (Contact factory for specifics or go to <a href="http://www.leeboy.com">www.leeboy.com</a> and view extended program under the warranty tab of the dealer login home page.)</a>	Call for Pricing	0000	



**Total List Price**

**\$ -**

COMMENTS: \_\_\_\_\_

SIGNATURE: \_\_\_\_\_ PHONE: \_\_\_\_\_



500 Lincoln County Parkway Ext.  
Lincolnton, NC 28092

**Order Entry Process:**

All orders for LeeBoy / Rosco brand equipment need to be submitted on the current LeeBoy Equipment Pricing & Order Form. Each unit must have the Form completely filled out along with your Company's Purchase Order number (One P.O. number per unit). Please fill out **ALL** of the following fields on the Order Form or we will not be able to accept & process your order in a timely manner:

- **Dealer**
- **Date**
- **PO Number**
- **Floor Plan** \*\*(If Yes, please list the Finance Company you would like to use)
- **Contact Email**
- **Ship To Address**
- **Ship VIA**
- **Requested Need by date** \*\*(This will be our target this date but are not obligated to ship by this date)
- **Stock Order** \*\*(If unit is SOLD, please list the customer it is sold to)
- **If a Specification (BID) is linked to this order, it must be submitted at the time of order**
- **Check the appropriate machine you would like to order**
- **Check any options** (if applicable)
- **Signature** \*\*(Signature must be hand written, not typed)

Please e-mail or fax all orders to the attention of the Sales Department.

LeeBoy Equipment Sales Department Email: **Sales@LeeBoy.com**

LeeBoy Equipment Sales Department Fax # **704-919-5350**

Once your order is received, we will process your order (s) and send an order acknowledgement via email. Please check these acknowledgements for accuracy and let us know if there are any questions or issues. If you have not received an acknowledgement within 24-48 hours, please contact us at the above email.

There will be a promise date on the acknowledgement; this is our target date to ship your order.

If you have any questions or concerns, please feel free to contact us. Have a Great day!

Thanks,  
LeeBoy Sales Dept.  
P: 704-966-3300  
F: 704-919-5350





## EQUIPMENT PRICING &amp; ORDER FORM

Phone: 704.966.3300

[Sales@LeeBoy.com](mailto:Sales@LeeBoy.com)2021 Model Year Pricing

Effective: 1 April 2021

Prices in US Dollars

FOB Lincolnton, NC

**8616D Paver**

DEALER: \_\_\_\_\_

DATE: \_\_\_\_\_

P. O. NO: \_\_\_\_\_

FLOOR PLAN: YES / NO

WITH: \_\_\_\_\_

NEED BY DATE: \_\_\_\_\_

STOCK ORDER: YES / NO

CUSTOMER: \_\_\_\_\_

SHIP VIA: \_\_\_\_\_

**\*\*\*Specifications are required with orders linked to bids\*\*\***

CONTACT EMAIL: \_\_\_\_\_

SHIP TO ADDRESS: \_\_\_\_\_

**SOLD ORDER - CUSTOMER CLASS:**

CONTRACTOR GOV / MUNI NATIONAL ACCOUNT SOURCEWELL



MODEL	DRIVE	ENGINE	SCREED	LIST PRICE	ORDER NUMBER	CK
8616D	Track, Poly Pads	127 HP Kubota	8' to 15'6" Legend HD PRO	\$ 268,065	8616DKUB	

**STANDARD FEATURES**See LeeBoy 8616D Paver and Legend HD PRO Screed Specifications at: [LeeBoy.com - 8616D Paver](http://LeeBoy.com - 8616D Paver)**OPTIONS**

DESCRIPTION	LIST PRICE	ORDER NUMBER	CK
Additional Control Post and Wire Harness for the Left Side	\$ 800	1023404	
Smooth Ride HD Poly Pad Track	\$ 6,902	1022021	
Heated Endgates	\$ 1,306	1023072	
Slope Meter	\$ 374	1020138	
Horizontal Flight Screws <b>** not available with 3:1 Flight Screw Adjusters</b>	\$ 613	1023406	
3:1 Flight Screw Adjusters <b>** not available with Horizontal Flight Screws</b>	\$ 2,588	1022621	
Power Crown	\$ 3,726	0000	
Screed Extension Vibration	\$ 2,767	1023405	
Central Point Lube System - Screed	\$ 1,553	1023410	
Truck Hitch	\$ 6,450	1023414	
Truck Hitch Valving (excludes Truck Hitch)	\$ 1,626	1023415	
Hydraulically Extendable Oscillating Push Roller (not available with Truck Hitch)	\$ 6,450	1023416	
Steering Knob Drive Controls (in lieu of joysticks)	No Charge	1023413	
Wiring Only, Grade Controls (Topcon)	\$ 1,333	1022121	
Sonic Grade Control, One Side (Topcon)	\$ 8,798	1022124	
Dual Grade Control (Topcon)	\$ 17,595	1022122	
Dual Grade and Slope (Topcon)	\$ 20,228	1022123	
12" x 6" Berm Extension (LH & RH)	\$ 5,486	0000	
LED Blade Light System (DC Powered, 2 individually mounted LED Blades)	\$ 4,086	1023411	
Umbrella Mounts (2) located on operator seats	\$ 293	1023412	
<a href="#">Extended Warranty Program (Contact factory for specifics or go to www.leeboy.com and view extended program under the warranty tab of the dealer login home page.)</a>	Call for Pricing	0000	

**Total List Price****\$ -**

COMMENTS: \_\_\_\_\_

SIGNATURE: \_\_\_\_\_ PHONE: \_\_\_\_\_



## EQUIPMENT PRICING &amp; ORDER FORM

Effective: **1 April 2021**

Prices in US Dollars

FOB Lincolnton, NC

Phone: 704.966.3300

[Sales@LeeBoy.com](mailto:Sales@LeeBoy.com)2021 Model Year Pricing**8530 Paver**

DEALER: \_\_\_\_\_

DATE: \_\_\_\_\_

P. O. NO: \_\_\_\_\_

FLOOR PLAN: YES / NO

WITH: \_\_\_\_\_

NEED BY DATE: \_\_\_\_\_

STOCK ORDER: YES / NO

CUSTOMER: \_\_\_\_\_

SHIP VIA: \_\_\_\_\_

**\*\*\*Specifications are required with orders linked to bids\*\*\***

CONTACT EMAIL: \_\_\_\_\_

SHIP TO ADDRESS: \_\_\_\_\_

**SOLD ORDER - CUSTOMER CLASS:**

CONTRACTOR

GOV / MUNI

NATIONAL ACCOUNT

SOURCEWELL



MODEL	DRIVE	ENGINE	SCREED	LIST PRICE	ORDER NUMBER	CK
8530	Track, Poly Pads	125 HP Kubota	8' to 15' 6" Legend HD PRO	\$ 242,087	8530KUB	

**STANDARD FEATURES**See LeeBoy 8530 Paver and Legend HD PRO Screed Specifications at: [LeeBoy.com - 8530 Paver](http://LeeBoy.com - 8530 Paver)**OPTIONS**

DESCRIPTION	LIST PRICE	ORDER NUMBER	CK
Additional Control Post and Wire Harness for the Left Side	\$ 800	1023404	
Rubber Track, continuous	\$ 1,466	1022756	
Heated Endgates	\$ 1,306	1023072	
Slope Meter	\$ 374	1020138	
Horizontal Flight Screws <b>** not available with 3:1 Flight Screw Adjusters</b>	\$ 613	1023406	
3:1 Flight Screw Adjusters <b>** not available with Horizontal Flight Screws</b>	\$ 2,588	1022621	
Power Crown	\$ 3,726	0000	
Screed Extension Vibration	\$ 2,767	1023405	
Central Point Lube System - Screed	\$ 1,553	1023410	
Truck Hitch	\$ 6,450	1023407	
Truck Hitch Valving (excludes Truck Hitch)	\$ 1,626	1023408	
Hydraulically Extendable Oscillating Push Roller (not available with Truck Hitch)	\$ 6,450	1023409	
Steering Knob Drive Controls (in lieu of joysticks)	No Charge	1023580	
Wiring Only, Grade Controls (Topcon)	\$ 1,333	1022121	
Sonic Grade Control, One Side (Topcon)	\$ 8,798	1022124	
Dual Grade Control (Topcon)	\$ 17,595	1022122	
Dual Grade and Slope (Topcon)	\$ 20,228	1022123	
12" x 6" Berm Extension (LH & RH)	\$ 5,486	0000	
LED Blade Light System (DC Powered, 2 Individually mounted LED Blades)	\$ 4,086	1023411	
Umbrella Mounts (2) located on operator seats	\$ 293	1023412	
<a href="#">Extended Warranty Program (Contact factory for specifics or go to www.leeboy.com and view extended program under the warranty tab of the dealer login home page.)</a>	Call for Pricing	0000	

**Total List Price****\$ -**

COMMENTS: \_\_\_\_\_

SIGNATURE: \_\_\_\_\_

PHONE: \_\_\_\_\_



## EQUIPMENT PRICING &amp; ORDER FORM

Phone: 704.966.3300

[Sales@LeeBoy.com](mailto:Sales@LeeBoy.com)2021 Model Year PricingEffective: **1 April 2021**

Prices in US Dollars

FOB Lincolnton, NC

**8520B Paver**

DEALER: \_\_\_\_\_

DATE: \_\_\_\_\_

P. O. NO: \_\_\_\_\_

FLOOR PLAN: YES / NO

WITH: \_\_\_\_\_

NEED BY DATE: \_\_\_\_\_

STOCK ORDER: YES / NO

CUSTOMER: \_\_\_\_\_

SHIP VIA: \_\_\_\_\_

**\*\*\*Specifications are required with orders linked to bids\*\*\***

CONTACT EMAIL: \_\_\_\_\_

SHIP TO ADDRESS: \_\_\_\_\_

**SOLD ORDER - CUSTOMER CLASS:**

CONTRACTOR

GOV / MUNI

NATIONAL ACCOUNT

SOURCEWELL



MODEL	DRIVE	ENGINE	SCREED	LIST PRICE	ORDER NUMBER	CK
8520B	Track, Poly Pads	106 HP Kubota	8' to 15' Legend HD	\$ 215,177	8520BKUB	
STANDARD FEATURES						

See LeeBoy 8520B Paver and Legend HD Screed Specifications at: [LeeBoy.com - 8520B Paver](http://LeeBoy.com - 8520B Paver)

OPTIONS			
DESCRIPTION	LIST PRICE	ORDER NUMBER	CK
Rubber Track, continuous	\$ 1,466	1022043	
Remote Screed Control	\$ 1,039	0000	
Automatic Screed Temperature Control	\$ 1,487	1022420	
Heated Endgates	\$ 1,306	1017024	
Slope Meter	\$ 373	1020138	
Horizontal Flight Screws <b>** not available with 3:1 Flight Screw Adjusters</b>	\$ 595	1019884	
3:1 Flight Screw Adjusters <b>** not available with Horizontal Flight Screws</b>	\$ 2,588	1015263	
Power Crown	\$ 2,931	0000	
Screed Extension Vibration	\$ 2,767	1019447	
Sloping Screed Extensions	\$ 4,237	1017004	
Hydraulic Tow Points	\$ 2,127	1022529	
Single Point Lube System - Screed	\$ 1,466	1020684	
Truck Hitch	\$ 6,450	1020731	
Truck Hitch Valving (excludes Truck Hitch)	\$ 1,626	1020715	
Steering Wheel Drive Controls (in lieu of joysticks)	No Charge	1016947	
Wiring Only, Grade Controls (Topcon)	\$ 1,333	1022121	
Sonic Grade Control, One Side (Topcon)	\$ 8,798	1022124	
Dual Grade Control (Topcon)	\$ 17,595	1022122	
Dual Grade and Slope (Topcon)	\$ 20,228	1022123	
12" x 4.5" Berm Extension (LH & RH)	\$ 5,486	0000	
Raised on Blacktop Special Edition Option	\$ 5,500	0000	
<a href="#">Extended Warranty Program (Contact factory for specifics or go to www.leeboy.com and view extended program under the warranty tab of the dealer login home page.)</a>	Call for Pricing	0000	

**Total List Price**

\$ -

COMMENTS: \_\_\_\_\_

SIGNATURE: \_\_\_\_\_

PHONE: \_\_\_\_\_



## EQUIPMENT PRICING & ORDER FORM

Phone: 704.966.3300

[Sales@LeeBoy.com](mailto:Sales@LeeBoy.com)

### 2021 Model Year Pricing

Effective: **1 April 2021**

Prices in US Dollars

FOB Lincolnton, NC

## 8515E Paver

DEALER: \_\_\_\_\_

DATE: \_\_\_\_\_

P. O. NO: \_\_\_\_\_

FLOOR PLAN: YES / NO

WITH: \_\_\_\_\_

NEED BY DATE: \_\_\_\_\_

STOCK ORDER: YES / NO

CUSTOMER: \_\_\_\_\_

SHIP VIA: \_\_\_\_\_

**\*\*\*Specifications are required with orders linked to bids\*\*\***

CONTACT EMAIL: \_\_\_\_\_

SHIP TO ADDRESS: \_\_\_\_\_

### SOLD ORDER - CUSTOMER CLASS:

CONTRACTOR

GOV / MUNI

NATIONAL ACCOUNT

SOURCEWELL

MODEL	DRIVE	ENGINE	SCREED	LIST PRICE	ORDER NUMBER	CK
8515E	Track, Poly Pads	74 HP Kubota	8' to 15' Legend Electric	\$ 198,617	8515EKUB	
STANDARD FEATURES						

See LeeBoy 8515E Paver and Legend Electric Screed Specifications at: [LeeBoy.com - 8515E Paver](http://LeeBoy.com - 8515E Paver)

OPTIONS			
DESCRIPTION	LIST PRICE	ORDER NUMBER	CK
<b>Legend HD Screed</b> (see specifications)	\$ 9,547	0000	
Rubber Track, continuous	\$ 1,466	1017204	
Steel Track - in lieu of Poly (Deduct)	\$ (1,035)	1017205	
Remote Screed Controls	\$ 1,039	0000	
Automatic Screed Temperature Control <b>** only available on the Legend HD</b>	\$ 1,487	1022546	
Heated Endgates	\$ 1,306	1017024	
Slope Meter	\$ 374	1020138	
Horizontal Flight Screws <b>** only available on the Legend HD &amp; not available with 3:1 Flight Screw Adjusters</b>	\$ 595	1019884	
3:1 Flight Screw Adjusters <b>** only available on the Legend HD &amp; not available with Horizontal Flight Screws</b>	\$ 2,588	1015263	
Power Crown	\$ 2,932	0000	
Screed Extension Vibration <b>** only available on the Legend HD</b>	\$ 2,767	1019447	
Sloping Screed Extensions	\$ 4,237	0000	
Hydraulic Tow Points	\$ 2,127	0000	
Single Point Lube System - Screed <b>** only available on the Legend HD</b>	\$ 1,466	1020684	
Truck Hitch	\$ 6,450	1017214	
Truck Hitch Valving (excludes Truck Hitch)	\$ 1,626	1017213	
Steering Wheel Drive Controls (in lieu of joysticks)	No Charge	1016947	
Wiring Only, Grade Controls (Topcon)	\$ 1,333	1022121	
Sonic Grade Control, One Side (Topcon)	\$ 8,798	1022124	
Dual Grade Control (Topcon)	\$ 17,595	1022122	
Dual Grade and Slope (Topcon)	\$ 20,228	1022123	
12" x 4.5" Berm Extension (LH & RH) <b>** only available on the Legend HD</b>	\$ 5,486	0000	
<a href="#">Extended Warranty Program (Contact factory for specifics or go to www.leeboy.com and view extended program under the warranty tab of the dealer login home page.)</a>	Call for Pricing	0000	



Total List Price

\$ -

COMMENTS: \_\_\_\_\_

SIGNATURE: \_\_\_\_\_ PHONE: \_\_\_\_\_





## EQUIPMENT PRICING &amp; ORDER FORM

Effective: **1 April 2021**

Prices in US Dollars

FOB Lincolnton, NC

Phone: 704.966.3300

[Sales@LeeBoy.com](mailto:Sales@LeeBoy.com)2021 Model Year Pricing**8510E Paver**

DEALER: \_\_\_\_\_

DATE: \_\_\_\_\_

P. O. NO: \_\_\_\_\_

FLOOR PLAN: YES / NO

WITH: \_\_\_\_\_

NEED BY DATE: \_\_\_\_\_

STOCK ORDER: YES / NO

CUSTOMER: \_\_\_\_\_

SHIP VIA: \_\_\_\_\_

**\*\*\*Specifications are required with orders linked to bids\*\*\***

CONTACT EMAIL: \_\_\_\_\_

SHIP TO ADDRESS: \_\_\_\_\_

**SOLD ORDER - CUSTOMER CLASS:**

CONTRACTOR

GOV / MUNI

NATIONAL ACCOUNT

SOURCEWELL

MODEL	PROFILE	DRIVE	ENGINE	SCREED	LIST PRICE	ORDER NUMBER	CK
8510E	Low Deck	Track, Poly Pads	74 HP Kubota	8' to 15' Legend Propane	\$ 184,421	8510EKUB	

**STANDARD FEATURES**See LeeBoy 8510E Paver and Legend Propane Screed Specifications at: [LeeBoy.com - 8510E Paver](http://LeeBoy.com - 8510E Paver)

OPTIONS			
DESCRIPTION	LIST PRICE	ORDER NUMBER	CK
<i>Legend HD Screed</i> (see specifications)	\$ 16,603	0000	
<i>Legend Electric Screed</i> (see specifications)	\$ 8,795	0000	
<i>High-Deck Configuration</i>	\$ 1,866	1004926	
Rubber Track, continuous - in lieu of Poly	\$ 1,466	1017204	
Steel Track - in lieu of Poly (Deduct)	\$ (1,035)	1017205	
Automatic Screed Temperature Control <b>** only available on the Legend HD</b>	\$ 1,487	1022546	
Heated Endgates <b>** available on the Legend HD or Legend Electric</b>	\$ 1,306	1017024	
Slope Meter	\$ 374	1020138	
Horizontal Flight Screws <b>** only available on the Legend HD &amp; not available with 3:1 Flight Screw Adjusters</b>	\$ 595	1019884	
3:1 Flight Screw Adjusters <b>** only available on the Legend HD &amp; not available with Horizontal Flight Screws</b>	\$ 2,588	1015263	
Screed Extension Vibration <b>** only available on the Legend HD</b>	\$ 2,767	0000	
Single Point Lube System - Screed <b>** only available on the Legend HD</b>	\$ 1,466	1020684	
Truck Hitch	\$ 6,450	1017214	
Truck Hitch Valving (excludes Truck Hitch)	\$ 1,626	1022938	
Steering Wheel Drive Controls (in lieu of joysticks)	No Charge	1019214	
Manual Drive - Steering Controls (in lieu of joysticks)	No Charge	0000	
Wiring Only, Grade Controls (Topcon)	\$ 1,333	1022121	
Sonic Grade Control, One Side (Topcon)	\$ 8,798	1022124	
Dual Grade Control (Topcon)	\$ 17,595	1022122	
Dual Grade and Slope (Topcon)	\$ 20,228	1022123	
12" x 4.5" Berm Extension (LH & RH) <b>** only available on the Legend HD</b>	\$ 5,486	0000	
<a href="#">Extended Warranty Program (Contact factory for specifics or go to www.leeboy.com and view extended program under the warranty tab of the dealer login home page.)</a>	Call for Pricing	0000	

**Total List Price**

\$ -

COMMENTS: \_\_\_\_\_

SIGNATURE: \_\_\_\_\_

PHONE: \_\_\_\_\_



## EQUIPMENT PRICING &amp; ORDER FORM

Phone: 704.966.3300

[Sales@LeeBoy.com](mailto:Sales@LeeBoy.com)2021 Model Year Pricing

Effective: 1 April 2021

Prices in US Dollars

FOB Lincoln, NC

**8500D Paver**

DEALER: \_\_\_\_\_

DATE: \_\_\_\_\_

P. O. NO: \_\_\_\_\_

FLOOR PLAN: YES / NO

WITH: \_\_\_\_\_

NEED BY DATE: \_\_\_\_\_

STOCK ORDER: YES / NO

CUSTOMER: \_\_\_\_\_

SHIP VIA: \_\_\_\_\_

**\*\*\*Specifications are required with orders linked to bids\*\*\***

CONTACT EMAIL: \_\_\_\_\_

SHIP TO ADDRESS: \_\_\_\_\_

**SOLD ORDER - CUSTOMER CLASS:**

CONTRACTOR

GOV / MUNI

NATIONAL ACCOUNT

SOURCEWELL

MODEL	PROFILE	DRIVE	ENGINE	SCREED	LIST PRICE	ORDER NUMBER	CK
8500D	Low Deck	Steel Track	64 HP Kubota	8' to 15' Legend Propane	\$ 155,147	8500DKUB	
STANDARD FEATURES							

See LeeBoy 8500D Paver and Legend Propane Screed Specifications at: [LeeBoy.com](http://LeeBoy.com) - 8500D Paver

## OPTIONS

DESCRIPTION	LIST PRICE	ORDER NUMBER	CK
<i>Legend Electric Screed</i> (see specifications)	\$ 8,795	0000	
<i>High-Deck Configuration</i> (includes second seat with option)	\$ 2,532	0000	
Second Seat (Low Deck configuration only)	\$ 719	982118	
14" Poly Pad Tracks	\$ 3,332	1021774	
Heated Endgates <b>** available on the Legend Electric</b>	\$ 1,306	0000	
Slope Meter	\$ 374	1020138	
Truck Hitch	\$ 6,450	1004840	
Truck Hitch Valving (excludes Truck Hitch)	\$ 1,333	1016460	
LED Work Light Package (4 Lights)	\$ 1,013	1003150	
Sonic Auger, Sensors and Cords	\$ 2,932	1003151	
Electric Screws for Grade Controls	\$ 2,266	1003390	
Wiring Only, Grade Controls (Topcon) - includes AM modules <b>**requires the selection of Electric Screws</b>	\$ 3,100	987341	
Sonic Grade Control, One Side (Topcon) <b>**requires the selection of Electric Screws</b>	\$ 10,794	1016469	
Dual Grade Control (Topcon) <b>**requires the selection of Electric Screws</b>	\$ 22,334	1014914	
Hose Reel (limited to 2)	QTY: \$ 800	0000	
<a href="#">Extended Warranty Program (Contact factory for specifics or go to www.leeboy.com and view extended program under the warranty tab of the dealer login home page.)</a>	Call for Pricing	0000	

**Total List Price**

\$ -

COMMENTS: \_\_\_\_\_

SIGNATURE: \_\_\_\_\_ PHONE: \_\_\_\_\_



## EQUIPMENT PRICING &amp; ORDER FORM

Phone: 704.966.3300

[Sales@LeeBoy.com](mailto:Sales@LeeBoy.com)2021 Model Year Pricing

Effective: 1 April 2021

Prices in US Dollars

FOB Lincolnton, NC

**7000C Paver**

DEALER: \_\_\_\_\_

DATE: \_\_\_\_\_

P. O. NO: \_\_\_\_\_

FLOOR PLAN: YES / NO

WITH: \_\_\_\_\_

NEED BY DATE: \_\_\_\_\_

STOCK ORDER: YES / NO

CUSTOMER: \_\_\_\_\_

SHIP VIA: \_\_\_\_\_

**\*\*\*Specifications are required with orders linked to bids\*\*\***

CONTACT EMAIL: \_\_\_\_\_

SHIP TO ADDRESS: \_\_\_\_\_

**SOLD ORDER - CUSTOMER CLASS:**

CONTRACTOR

GOV / MUNI

NATIONAL ACCOUNT

SOURCEWELL



MODEL	DRIVE	ENGINE	SCREED	LIST PRICE	ORDER NUMBER	CK
7000C	Track	64 HP Kubota	8' to 13' Legend Propane	\$ 139,208	7000CKUB	

**STANDARD FEATURES**See LeeBoy 7000C Paver and Legend Propane Screed Specifications at: [LeeBoy.com](http://LeeBoy.com) - 7000C Paver**OPTIONS**

DESCRIPTION	LIST PRICE	ORDER NUMBER	CK
Fail-safe Brake with Anti-creep	\$ 1,653	1020814	
Second Seat	\$ 719	982119	
Slope Meter	\$ 374	1020138	
Truck Hitch	\$ 6,450	1004840	
LED Work Light Package (4 Lights)	\$ 1,061	1014391	
Sonic Auger, Sensors and Cords	\$ 3,100	1003151	
Electric Screws for Grade Control	\$ 2,692	1003390	
Wiring Only, Grade Controls (Topcon) - includes AM modules <b>**requires the selection of Electric Screws</b>	\$ 3,100	987341	
Sonic Grade Control, One Side (Topcon) <b>**requires the selection of Electric Screws</b>	\$ 10,794	1016469	
Hose Reel (limited to 1)	\$ 800	1014392	
<a href="#">Extended Warranty Program (Contact factory for specifics or go to www.leeboy.com and view extended program under the warranty tab of the dealer login home page.)</a>	Call for Pricing	0000	

**Total List Price****\$ -**

COMMENTS: \_\_\_\_\_

SIGNATURE: \_\_\_\_\_

PHONE: \_\_\_\_\_



## EQUIPMENT PRICING & ORDER FORM

Phone: 704.966.3300

[Sales@LeeBoy.com](mailto:Sales@LeeBoy.com)

### 2021 Model Year Pricing

Effective: **1 April 2021**

Prices in US Dollars

FOB Lincolnton, NC

# 5300 Paver

DEALER: \_\_\_\_\_

DATE: \_\_\_\_\_

P. O. NO: \_\_\_\_\_

FLOOR PLAN: YES / NO

WITH: \_\_\_\_\_

NEED BY DATE: \_\_\_\_\_

STOCK ORDER: YES / NO

CUSTOMER: \_\_\_\_\_

SHIP VIA: \_\_\_\_\_

**\*\*\*Specifications are required with orders linked to bids\*\*\***

CONTACT EMAIL: \_\_\_\_\_

SHIP TO ADDRESS: \_\_\_\_\_

### SOLD ORDER - CUSTOMER CLASS:

CONTRACTOR GOV / MUNI NATIONAL ACCOUNT SOURCEWELL



MODEL	DRIVE	ENGINE	SCREED	LIST PRICE	ORDER NUMBER	CK
5300	Poly-Pad Track	64 HP Kubota	4' to 7' Legend HD Mini Propane	\$ 170,302	5300KEL	

### STANDARD FEATURES

See LeeBoy 5300 Paver and Legend HD Mini Propane Screed Specifications at: [LeeBoy.com - 5300 Paver](http://LeeBoy.com - 5300 Paver)

### OPTIONS

DESCRIPTION	LIST PRICE	ORDER NUMBER	CK
Legend HD Mini Electric Screed (see specifications)	\$ 7,755	1014045	
9' Paving Kit (includes auger extensions, shields, and screed extensions)	\$ 4,984	1013802	
Slope Meter	\$ 374	1020138	
Swivel/Pivoting Push Roller	\$ 1,359	1013350	
Hydraulic Tow-points	\$ 2,127	1013346	
Wiring Only, Grade Controls (Topcon)	\$ 1,333	1022121	
Sonic Grade Control, One Side (Topcon)	\$ 8,798	1022124	
Dual Grade Control (Topcon)	\$ 16,258	1022122	
Dual Grade and Slope (Topcon)	\$ 20,228	1022123	
LH Auger Strike Off Plate	\$ 208	1013380	
RH Auger Strike Off Plate	\$ 208	1013379	
Extended Warranty Program (Contact factory for specifics or go to <a href="http://www.leeboy.com">www.leeboy.com</a> and view extended program under the warranty tab of the dealer login home page.)	Call for Pricing	0000	



Total List Price

\$ -

COMMENTS: \_\_\_\_\_

SIGNATURE: \_\_\_\_\_

PHONE: \_\_\_\_\_



## EQUIPMENT PRICING &amp; ORDER FORM

Phone: 704.966.3300

[Sales@LeeBoy.com](mailto:Sales@LeeBoy.com)2021 Model Year Pricing

Effective: 1 April 2021

Prices in US Dollars

FOB Lincoln, NC

**1000G Paver**

DEALER: \_\_\_\_\_

DATE: \_\_\_\_\_

P. O. NO: \_\_\_\_\_

FLOOR PLAN: YES / NO

WITH: \_\_\_\_\_

NEED BY DATE: \_\_\_\_\_

STOCK ORDER: YES / NO

CUSTOMER: \_\_\_\_\_

SHIP VIA: \_\_\_\_\_

**\*\*\*Specifications are required with orders linked to bids\*\*\***

CONTACT EMAIL: \_\_\_\_\_

SHIP TO ADDRESS: \_\_\_\_\_

**SOLD ORDER - CUSTOMER CLASS:**

CONTRACTOR

GOV / MUNI

NATIONAL ACCOUNT

SOURCEWELL

MODEL	DRIVE	ENGINE	SCREED	LIST PRICE	ORDER NUMBER	CK
1000G	Track	49 HP Kubota	8' to 13' Legend Propane	\$ 97,808	1000KUB	

**STANDARD FEATURES**See LeeBoy 1000G Paver and Legend Propane Screed Specifications at: [LeeBoy.com](http://LeeBoy.com) - 1000G Paver**OPTIONS**

DESCRIPTION	LIST PRICE	ORDER NUMBER	CK
Two-Speed Track Drive <b>**with Fail-safe Brake included</b>	\$ 5,836	1005315	
Rubber Tire Drive System <b>**Consult Factory</b>		0000	
Fail-safe Brake	\$ 1,999	988275	
Slope Meter	\$ 374	1020138	
LED Work Light Package (4 Lights)	\$ 1,061	1011957	
Sonic Auger, Sensors, and Cords	\$ 5,325	988279	
Electric Screws for Grade Controls	\$ 2,692	982093	
Wiring Only, Grade Controls (Topcon) - includes AM modules <b>**requires the selection of Electric Screws</b>	\$ 3,100	985450	
Sonic Grade Control, One Side (Topcon) <b>**requires the selection of Electric Screws</b>	\$ 10,794	987339	
Hose Reel (limited to 1)	\$ 800	1011951	
<a href="#">Extended Warranty Program (Contact factory for specifics or go to www.leeboy.com and view extended program under the warranty tab of the dealer login home page.)</a>	Call for Pricing	0000	

**Total List Price**

\$ -

COMMENTS: \_\_\_\_\_

SIGNATURE: \_\_\_\_\_

PHONE: \_\_\_\_\_



## EQUIPMENT PRICING &amp; ORDER FORM

Phone: 704.966.3300

[Sales@LeeBoy.com](mailto:Sales@LeeBoy.com)2021 Model Year Pricing

Effective: 1 April 2021

Prices in US Dollars

FOB Lincolnton, NC

**6150 Paver**

DEALER: \_\_\_\_\_

DATE: \_\_\_\_\_

P. O. NO: \_\_\_\_\_

FLOOR PLAN: YES / NO

WITH: \_\_\_\_\_

NEED BY DATE: \_\_\_\_\_

STOCK ORDER: YES / NO

CUSTOMER: \_\_\_\_\_

SHIP VIA: \_\_\_\_\_

**\*\*\*Specifications are required with orders linked to bids\*\*\***

CONTACT EMAIL: \_\_\_\_\_

SHIP TO ADDRESS: \_\_\_\_\_

**SOLD ORDER - CUSTOMER CLASS:**

CONTRACTOR GOV / MUNI NATIONAL ACCOUNT SOURCEWELL



MODEL	DRIVE	ENGINE	SCREED	LIST PRICE	ORDER NUMBER	CK
6150	Wheeled - Paver	74 HP Kubota	8' to 15' Legend Propane	\$ 191,372	6150KUB	

**STANDARD FEATURES**See LeeBoy 6150 Paver and Legend Propane Screed Specifications at: [LeeBoy.com - 6150 Paver](http://LeeBoy.com - 6150 Paver)**OPTIONS**

DESCRIPTION	LIST PRICE	ORDER NUMBER	CK
<i>Legend HD Screed</i> (see specification)	\$ 16,603	0000	
<i>Legend Electric Screed</i> (see specification)	\$ 8,795	0000	
Remote Screed Controls <i>**available on the Legend HD or Legend Electric</i>	\$ 1,039	0000	
Automatic Screed Temperature Control <i>**only available on the Legend HD</i>	\$ 1,487	1017744	
Heated Endgates <i>**available on the Legend HD or Legend Electric</i>	\$ 1,306	1017024	
Slope Meter	\$ 374	1020138	
Horizontal Flight Screws <i>**only available on the Legend HD &amp; not available with 3:1 Flight Screw Adjusters</i>	\$ 595	1019884	
3:1 Flight Screw Adjusters <i>**only available on the Legend HD &amp; not available with Horizontal Flight Screws</i>	\$ 2,588	1015263	
Power Crown	\$ 2,932	0000	
Screed Extension Vibration <i>**only available on the Legend HD</i>	\$ 2,767	1019447	
Sloping Screed Extensions	\$ 4,237	0000	
Hydraulic Tow Points	\$ 2,127	1020582	
Single Point Lube System - Screed <i>**only available on the Legend HD</i>	\$ 1,440	1020684	
Single Point Lube System - Conveyors	\$ 1,039	1017296	
Wiring Only, Grade Controls (Topcon)	\$ 1,333	1022121	
Sonic Grade Control, One Side (Topcon)	\$ 8,798	1022124	
Dual Grade Control (Topcon System)	\$ 17,595	1022122	
Dual Grade and Slope (Topcon System)	\$ 20,228	1022123	
12" x 4.5" Berm Extension (LH & RH) <i>**only available on the Legend HD</i>	\$ 5,486	0000	
Umbrella	\$ 560	988347	
<a href="#">Extended Warranty Program (Contact factory for specifics or go to www.leeboy.com and view extended program under the warranty tab of the dealer login home page.)</a>	Call for Pricing	0000	

**Total List Price****\$ -**

COMMENTS: \_\_\_\_\_

SIGNATURE: \_\_\_\_\_ PHONE: \_\_\_\_\_



## EQUIPMENT PRICING &amp; ORDER FORM

Phone: 704.966.3300

[Sales@LeeBoy.com](mailto:Sales@LeeBoy.com)2021 Model Year Pricing

Effective: 1 April 2021

Prices in US Dollars

FOB Lincoln, NC

**3000C Force Feed Loader**

DEALER: \_\_\_\_\_

DATE: \_\_\_\_\_

P. O. NO: \_\_\_\_\_

FLOOR PLAN: YES / NO

WITH: \_\_\_\_\_

NEED BY DATE: \_\_\_\_\_

STOCK ORDER: YES / NO

CUSTOMER: \_\_\_\_\_

SHIP VIA: \_\_\_\_\_

**\*\*\*Specifications are required with orders linked to bids\*\*\***

CONTACT EMAIL: \_\_\_\_\_

SHIP TO ADDRESS: \_\_\_\_\_

**SOLD ORDER - CUSTOMER CLASS:**

CONTRACTOR

GOV / MUNI

NATIONAL ACCOUNT

SOURCEWELL

MODEL	MOLDBOARD STYLE	ENGINE	CONVEYOR	LIST PRICE	ORDER NUMBER	CK
3000C	Tapered	130 HP Cummins	28' Straight	\$ 238,982	3000FFLT	
3000C	8' Multi-purpose (Auger)	130 HP Cummins	28' Straight	\$ 248,297	3000FFLA	

**STANDARD FEATURES**See LeeBoy 3000C Specifications at: [LeeBoy.com - 3000C Force Feed Loader](http://LeeBoy.com - 3000C Force Feed Loader)**OPTIONS**

DESCRIPTION	LIST PRICE	ORDER NUMBER	CK
180 Degree Swivel Conveyor (981679 and 1005468)	\$ 37,152	0000	
Stand for Swivel Conveyor	\$ 2,293	988165	
Heating and Air Conditioning	\$ 7,276	1014501	
LED Light Package	\$ 1,013	982012	
Truck Signal Light	\$ 1,919	988324	
Radio/CD/Bluetooth w/Dual Speakers and Remote	\$ 1,061	1000705	
Central Lubrication System	\$ 2,079	1021856	
Shoulder Scraper Blade Attachment	\$ 3,518	1021818	
<a href="#">Extended Warranty Program (Contact factory for specifics or go to www.leeboy.com and view extended program under the warranty tab of the dealer login home page.)</a>	Call for Pricing	0000	

**Total List Price**

\$ -

COMMENTS: \_\_\_\_\_

SIGNATURE: \_\_\_\_\_

PHONE: \_\_\_\_\_



## EQUIPMENT PRICING &amp; ORDER FORM

Phone: 704.966.3300

[Sales@LeeBoy.com](mailto:Sales@LeeBoy.com)2021 Model Year Pricing

Effective: 1 April 2021

Prices in US Dollars

FOB Lincolnton, NC

**685D Motor Grader**

DEALER: \_\_\_\_\_

DATE: \_\_\_\_\_

P. O. NO: \_\_\_\_\_

FLOOR PLAN: YES / NO

WITH: \_\_\_\_\_

NEED BY DATE: \_\_\_\_\_

STOCK ORDER: YES / NO

CUSTOMER: \_\_\_\_\_

SHIP VIA: \_\_\_\_\_

**\*\*\*Specifications are required with orders linked to bids\*\*\***

CONTACT EMAIL: \_\_\_\_\_

SHIP TO ADDRESS: \_\_\_\_\_

**SOLD ORDER - CUSTOMER CLASS:**

CONTRACTOR GOV / MUNI NATIONAL ACCOUNT SOURCEWELL



MODEL	STYLE	ENGINE	LIST PRICE	ORDER NUMBER	CK
685D	ROPS/FOPS Canopy	130 HP Turbo Cummins	\$ 193,028	685CMN	
685D	ROPS/FOPS Cab	130 HP Turbo Cummins	\$ 200,687	685CMNC	
685D AWD	ROPS/FOPS Canopy	130 HP Turbo Cummins	\$ 215,280	685CMN6	
685D AWD	ROPS/FOPS Cab	130 HP Turbo Cummins	\$ 221,490	685CMNC6	

**STANDARD FEATURES**See LeeBoy 685D Specifications at: [LeeBoy.com](http://LeeBoy.com) - 685D Motor Grader**OPTIONS**

DESCRIPTION	LIST PRICE	ORDER NUMBER	CK
Air Conditioning (Cab model only)	\$ 5,491	1022235	
Rear Wiper and Washer (Cab model only)	\$ 1,013	1020899	
Front-mounted V-Bar Scarifier - Includes Float Control	\$ 4,237	1018880	
Rear-mounted Scarifier - Includes 9 ripper shanks w/teeth	\$ 4,398	1018098	
8' Front Blade - includes blade float control	\$ 6,369	1018831	
Front Blade Mounted Flip-Down 4 Shank Scarifier ** requires 8' Front Blade option	\$ 1,039	1018849	
12-ft Moldboard	\$ 2,127	1018440	
Circle Side Shift	\$ 2,399	1018648	
Dead Engine Steering	\$ 2,452	1019630	
Cold Weather Engine Package	\$ 634	1016450	
Radio/CD/Bluetooth w/Dual Speakers and Remote	\$ 1,061	1000705	
Back-up / Reverse camera w/in cab color display	\$ 1,914	1022240	
Topcon Ready **Consult Factory for options and pricing		-	
Extended Warranty Program (Contact factory for specifics or go to <a href="http://www.leeboy.com">www.leeboy.com</a> and view extended program under the warranty tab of the dealer login home page.)	Call for Pricing	0000	

**Total List Price****\$ -**

COMMENTS: \_\_\_\_\_

SIGNATURE: \_\_\_\_\_

PHONE: \_\_\_\_\_





## EQUIPMENT PRICING &amp; ORDER FORM

Phone: 704.966.3300

[Sales@LeeBoy.com](mailto:Sales@LeeBoy.com)2021 Model Year Pricing

Effective: 1 April 2021

Prices in US Dollars

FOB Lincoln, NC

**695B Motor Grader**

DEALER: \_\_\_\_\_

DATE: \_\_\_\_\_

P. O. NO: \_\_\_\_\_

FLOOR PLAN: YES / NO

WITH: \_\_\_\_\_

NEED BY DATE: \_\_\_\_\_

STOCK ORDER: YES / NO

CUSTOMER: \_\_\_\_\_

SHIP VIA: \_\_\_\_\_

**\*\*\*Specifications are required with orders linked to bids\*\*\***

CONTACT EMAIL: \_\_\_\_\_

SHIP TO ADDRESS: \_\_\_\_\_

**SOLD ORDER - CUSTOMER CLASS:**

CONTRACTOR

GOV / MUNI

NATIONAL ACCOUNT

SOURCEWELL

MODEL	STYLE	ENGINE	LIST PRICE	ORDER NUMBER	CK
695B	ROPS/FOPS Canopy	130 HP Turbo Cummins	\$ 212,411	695CMN	
695B	ROPS/FOPS Cab	130 HP Turbo Cummins	\$ 222,219	695CMNC	
695B AWD	ROPS/FOPS Canopy	130 HP Turbo Cummins	\$ 230,027	695CMN6	
695B AWD	ROPS/FOPS Cab	130 HP Turbo Cummins	\$ 237,674	695CMNC6	
STANDARD FEATURES					

See LeeBoy 695B Specifications at: [LeeBoy.com - 695B Motor Grader](http://LeeBoy.com - 695B Motor Grader)

## OPTIONS

DESCRIPTION	LIST PRICE	ORDER NUMBER	CK
Front-mounted V-Bar Scarifier - includes float control	\$ 3,118	1020797	
Rear-mounted Scarifier - includes 9 ripper shanks w/teeth	\$ 3,465	1018098	
8' Front Blade - includes blade float control	\$ 6,369	1020796	
Front Blade Mounted Flip-Down 4 Shank Scarifier <b>**requires 8' Front Blade option</b>	\$ 1,039	1018849	
12-ft Moldboard	\$ 2,127	1018440	
Circle Side Shift	\$ 2,399	1018976	
Foot Throttle	\$ 1,146	12756481	
F-N-R Pedal	\$ 2,399	12755681	
Dead Engine Steering	\$ 2,452	1020798	
Cold Weather Engine Package	\$ 613	1016450	
Back-up / Reverse camera w/in cab color display	\$ 1,914	1022240	
Topcon Ready <b>**Consult Factory for options and pricing</b>		-	
<a href="#">Extended Warranty Program (Contact factory for specifics or go to www.leeboy.com and view extended program under the warranty tab of the dealer login home page.)</a>	Call for Pricing	0000	

**Total List Price**

\$ -

COMMENTS: \_\_\_\_\_

SIGNATURE: \_\_\_\_\_

PHONE: \_\_\_\_\_



## EQUIPMENT PRICING &amp; ORDER FORM

Phone: 704.966.3300

[Sales@LeeBoy.com](mailto:Sales@LeeBoy.com)2021 Model Year PricingEffective: **1 April 2021**

Prices in US Dollars

FOB Lincolnton, NC

**Tack Distributors**

DEALER: \_\_\_\_\_

DATE: \_\_\_\_\_

P. O. NO: \_\_\_\_\_

FLOOR PLAN: YES / NO

WITH: \_\_\_\_\_

NEED BY DATE: \_\_\_\_\_

STOCK ORDER: YES / NO

CUSTOMER: \_\_\_\_\_

SHIP VIA: \_\_\_\_\_

**\*\*\*Specifications are required with orders linked to bids\*\*\***

CONTACT EMAIL: \_\_\_\_\_

**SOLD ORDER - CUSTOMER CLASS:**

SHIP TO ADDRESS: \_\_\_\_\_

CONTRACTOR

GOV / MUNI

NATIONAL ACCOUNT

SOURCEWELL

MODEL	ENGINE	STYLE	LIST PRICE	ORDER NUMBER	CK
L150S	4.8 HP Honda Gas (pull start)	Skid	\$ 13,450	150SG5	
L150T	4.8 HP Honda Gas (pull start)	Trailer	\$ 14,485	150TG5	
L300S	4.8 HP Honda Gas (pull start)	Skid	\$ 15,008	300SG5	
L300T	4.8 HP Honda Gas (pull start)	Trailer	\$ 16,043	300TG5	
L600S	4.8 HP Honda Gas (pull start)	Skid	\$ 19,562	600SG5	
L600T	4.8 HP Honda Gas (pull start)	Trailer	\$ 20,597	600TG5	

**STANDARD FEATURES**See LeeBoy Tack Tank Specifications at: [LeeBoy.com - Tack Distributors](http://LeeBoy.com - Tack Distributors)**OPTIONS**

DESCRIPTION	LIST PRICE	ORDER NUMBER	CK
7.3 HP Hatz Diesel Engine (pull start)	\$ 3,092	1020936	
Electric Start (1020935 / 1020937)	\$ 1,066		
Diesel Burner w/Auto Ignition Burner with Outfire Protection <b>**requires Electric Start Engine</b>	\$ 2,079	1021531	
Insulated Tank (150 Gallon)	\$ 1,866	1023563	
Insulated Tank (300 Gallon)	\$ 2,239	1022079	
Insulated Tank (600 Gallon)	\$ 3,838	1022119	
12-ft Spray Bar Pattern (1024018 / 1023372 / 1023383)	\$ 1,733		
In-Truck Controls includes Wireless Remote <b>**requires Spray Bar option</b> (1023737 / 1023738 / 1023739)	\$ 2,075		
Spraybar Lift includes Wireless Remote <b>**requires Spray Bar option</b> (1024020 / 1024013 / 1024014)	\$ 3,944		
Overnight Heater (1023973 / 1005857)	\$ 1,466		
2 5/16" Ball Hitch <b>**only available on the L150T/300T</b>	\$ 80	1005855	
<a href="#">Extended Warranty Program (Contact factory for specifics or go to www.leeboy.com and view extended program under the warranty tab of the dealer login home page.)</a>	Call for Pricing	0000	

**Total List Price**

\$ -

COMMENTS: \_\_\_\_\_

SIGNATURE: \_\_\_\_\_

PHONE: \_\_\_\_\_



## EQUIPMENT PRICING &amp; ORDER FORM

Phone: 704.966.3300

[Sales@LeeBoy.com](mailto:Sales@LeeBoy.com)2021 Model Year Pricing

Effective: 1 April 2021

Prices in US Dollars

FOB Lincolnton, NC

**4130 Road Widener**

DEALER: \_\_\_\_\_

DATE: \_\_\_\_\_

P. O. NO: \_\_\_\_\_

FLOOR PLAN: YES / NO

WITH: \_\_\_\_\_

NEED BY DATE: \_\_\_\_\_

STOCK ORDER: YES / NO

CUSTOMER: \_\_\_\_\_

SHIP VIA: \_\_\_\_\_

**\*\*\*Specifications are required with orders linked to bids\*\*\***

CONTACT EMAIL: \_\_\_\_\_

**SOLD ORDER - CUSTOMER CLASS:**

SHIP TO ADDRESS: \_\_\_\_\_

CONTRACTOR

GOV / MUNI

NATIONAL ACCOUNT

SOURCEWELL

MODEL	DRIVE	ENGINE	LIST PRICE	ORDER NUMBER	CK
4130	Rubber Tired	74 HP Cummins QSF2.8	\$ 211,691	4130CMN	
4130	Rubber Tired	130HP Cummins QSF2.8	\$ 232,772	4130CMN	
STANDARD FEATURES					

See LeeBoy 4130 Specifications at: [LeeBoy.com](http://LeeBoy.com) - 4130 Road Widener

## OPTIONS

DESCRIPTION	LIST PRICE	ORDER NUMBER	CK
<b>Strike-Off Components</b>			
Left Hand Strikeoff (Additional)	\$ 9,483	1023287	
1' Contoured Strike-Off Section	\$ 1,812	1022348	
3' Contoured Strike-Off Section	\$ 2,105	1023336	
<b>Controls</b>			
Topcon Controls - Single Grade - Sonic	\$ 11,461	1021174	
Topcon Controls - Single Slope - Sonic	\$ 11,674	1021173	
<b>Additional Equipment Options</b>			
4 Wheel Drive with 4 wheel Steering <b>**requires 130HP Engine Option</b>	\$ 14,659	1017398	
Washdown System with 2 Hose Reels and 7 Gallon Tank	\$ 3,171	1019319	
Truck Hitch	\$ 6,450	1016948	
Umbrella	\$ 560	920235	
<a href="#">Extended Warranty Program (Contact factory for specifics or go to www.leeboy.com and view extended program under the warranty tab of the dealer login home page.)</a>	Call for Pricing	0000	
<b>Total List Price</b>		\$	-



COMMENTS: \_\_\_\_\_

SIGNATURE: \_\_\_\_\_

PHONE: \_\_\_\_\_



500 Lincoln County Parkway Ext.  
Lincolnton, NC 28092

**Order Entry Process:**

All orders for LeeBoy / Rosco brand equipment need to be submitted on the current LeeBoy Equipment Pricing & Order Form. Each unit must have the Form completely filled out along with your Company's Purchase Order number (One P.O. number per unit). Please fill out **ALL** of the following fields on the Order Form or we will not be able to accept & process your order in a timely manner:

- **Dealer**
- **Date**
- **PO Number**
- **Floor Plan** \*\*(If Yes, please list the Finance Company you would like to use)
- **Contact Email**
- **Ship To Address**
- **Ship VIA**
- **Requested Need by date** \*\*(This is our target this date but are not obligated to ship by this date)
- **Stock Order** \*\*(If unit is SOLD, please list the customer it is sold to)
- **If a Specification (BID) is linked to this order, it must be submitted at the time of order**
- **Check the appropriate machine you would like to order**
- **Check any options** (if applicable)
- **Signature** \*\*(Signature must be hand written, not typed)

Please e-mail or fax all orders to the attention of the Sales Department.

LeeBoy Equipment Sales Department Email: **Sales@LeeBoy.com**

LeeBoy Equipment Sales Department Fax # **704-919-5350**

Once your order is received, we will process your order (s) and send an order acknowledgement via email. Please check these acknowledgements for accuracy and let us know if there are any questions or issues. If you have not received an acknowledgement within 24-48 hours, please contact us at the above email.

There will be a promise date on the acknowledgement; this is our target date to ship your order.

If you have any questions or concerns, please feel free to contact us. Have a Great day!

Thanks,  
LeeBoy Sales Dept.  
P: 704-966-3300  
F: 704-919-5350





# EQUIPMENT PRICING & ORDER FORM

Phone: 704.966.3300  
[Sales@LeeBoy.com](mailto:Sales@LeeBoy.com)

## 2021 Model Year Pricing

Effective: 1 April 2021

Prices in US Dollars  
FOB Lincolnton, NC

### Maximizer 4B Distributor

DEALER: _____	DATE: _____
P. O. NO: _____	FLOOR PLAN: YES / NO WITH: _____
NEED BY DATE: _____	STOCK ORDER: YES / NO CUSTOMER: _____
SHIP VIA: _____	***Specifications are required with orders linked to bids***
CONTACT EMAIL: _____	<b>SOLD ORDER - CUSTOMER CLASS:</b>
SHIP TO ADDRESS: _____	CONTRACTOR GOV / MUNI NATIONAL ACCOUNT SOURCEWELL
	<input type="checkbox"/> <input type="checkbox"/> <input type="checkbox"/> <input type="checkbox"/>

MAXIMUM TANK CAPACITY *	LIST PRICE	ORDER NUMBER	CK
2,050 Gallons (7,760 L)	\$ 127,547	MAX 4B 1900	
3,150 Gallons (11,924 L)	\$ 129,359	MAX 4B 3000	
3,700 Gallons (14,006 L)	\$ 131,897	MAX 4B 3500	
4,250 Gallons (16,088 L)	\$ 135,810	MAX 4B 4000	

\* Gallons listed are maximum tank capacities. Recommended tank capacities may be limited by 1.) Thermal expansion of materials. 2.) Density of materials. 3.) Truck/axle load ratings. For more detail, please contact your local Rosco Sales Representative or Dealer.

\*\* Unit Meets Applicable Federal DOT Regulations for Hot Asphalt.

>>>> Truck Prices NOT Included ----- Sales Orders That Require a Special Order Truck Chassis are NOT Cancellable <<<<

**ALL CUSTOMER SUPPLIED CHASSIS REQUIRE PRE-APPROVAL PRIOR TO ORDER ACCEPTANCE**

#### STANDARD FEATURES

See Rosco Maximizer 4B Specifications at: [LeeBoy.com](http://LeeBoy.com) - Maximizer 4B Distributor

OPTIONS			
DESCRIPTION	LIST PRICE	ORDER NUMBER	CK
Installation for a customer supplied truck chassis	\$ 2,105	0000	
PTO Transmission (required if not using front live power)	\$ 2,425	0000	
LPG burner in lieu of diesel burner (includes LP tank)	\$ 2,932	1005599	
LPG Burners with electronic ignition 100% outfire protection and heat limit control	\$ 4,557	1005601	
Diesel Burners with outfire protection and heat limit control	\$ 1,866	1005605	
Oil Heat System (Heated from the bottom flue tube, tracing on tank sump, asphalt pump, and the interior of spraybar)	\$ 10,153	0000	
Emulsion Tank Hand Railing (Electric actuated with in cab, warning buzzer)	\$ 4,061	0000	
Washdown System with pump and hose & self winding hose reel	\$ 1,653	1005612	
Loading Hose, 3" X 15' flexible steel, with quick couplers	\$ 1,013	1005608	
Loading Hose, 3" X 15' rubber, with quick couplers	\$ 1,333	1005607	
Hose Trough for Loading Hose	\$ 933	0000	
LED Work lights Qty 4	\$ 1,061	1022565	
Beacon Light	\$ 800	1007960	
Frame Mounted Toolbox **Placement is dependent on frame rail availability	\$ 1,039	1022566	
Extra Fender Mounted Toolbox	\$ 907	1022567	
Wet Storage Box **Placement is dependent on frame rail availability	\$ 1,333	1022568	
Full Width Mud Flap	\$ 933	22942	
Electric Overnight Heat, 240V Single Phase **(If requirement is different from STD, please specify rating)	\$ 8,539	0000	
Radar Horn in lieu of GPS	\$ 1,013	1005609	
Nozzle Selection **#1 Nozzles installed unless otherwise noted Nozzle Selection:	No Charge	0000	
Extended Warranty Program (Contact factory for specifics or go to <a href="http://www.leeboy.com">www.leeboy.com</a> and view extended program under the warranty tab of the dealer login home page.)		0000	



Total List Price

\$ -

COMMENTS: \_\_\_\_\_

SIGNATURE: \_\_\_\_\_ PHONE: \_\_\_\_\_



## EQUIPMENT PRICING &amp; ORDER FORM

Phone: 704.966.3300

Sales@LeeBoy.com

2021 Model Year Pricing

Effective: 1 April 2021

Prices in US Dollars

FOB Lincoln, NC

**Maximizer 3B Distributor**

DEALER: \_\_\_\_\_

DATE: \_\_\_\_\_

P. O. NO: \_\_\_\_\_

FLOOR PLAN: YES / NO

WITH: \_\_\_\_\_

NEED BY DATE: \_\_\_\_\_

STOCK ORDER: YES / NO

CUSTOMER: \_\_\_\_\_

SHIP VIA: \_\_\_\_\_

**\*\*\*Specifications are required with orders linked to bids\*\*\***

CONTACT EMAIL: \_\_\_\_\_

SHIP TO ADDRESS: \_\_\_\_\_

**SOLD ORDER - CUSTOMER CLASS:**

CONTRACTOR GOV / MUNI NATIONAL ACCOUNT SOURCEWELL

MAXIMUM TANK CAPACITY *	LIST PRICE	ORDER NUMBER	CK
1,050 Gallons (3,974 L)	\$ 104,105	MAX 3B 1000	
1,600 Gallons (6,056 L)	\$ 108,551	MAX 3B 1500	
2,050 Gallons (7,760 L)	\$ 109,431	MAX 3B 1900	
3,150 Gallons (11,924 L)	\$ 116,680	MAX 3B 3000	
3,700 Gallons (14,006 L)	\$ 119,105	MAX 3B 3500	
4,250 Gallons (16,088 L)	\$ 123,183	MAX 3B 4000	

\* Gallons listed are maximum tank capacities. Recommended tank capacities may be limited by 1.) Thermal expansion of materials. 2.) Density of materials. 3.) Truck/axle load ratings. For more detail, please contact your local Rosco Sales Representative or Dealer.

**\*\* Unit Meets Applicable Federal DOT Regulations for Hot Asphalt.**

&gt;&gt;&gt;&gt; Truck Prices NOT Included ----- Sales Orders That Require a Special Order Truck Chassis are NOT Cancellable &lt;&lt;&lt;&lt;

**ALL CUSTOMER SUPPLIED CHASSIS REQUIRE PRE-APPROVAL PRIOR TO ORDER ACCEPTANCE****STANDARD FEATURES**See Rosco Maximizer 3B Specifications at: [LeeBoy.com](http://LeeBoy.com) - [Maximizer 3B Distributor](#)**OPTIONS**

DESCRIPTION	LIST PRICE	ORDER NUMBER	CK
Installation for a customer supplied truck chassis	\$ 2,105	0000	
PTO Transmission (required if not using front live power)	\$ 2,425	0000	
LPG burner in lieu of diesel burner (includes LP tank)	\$ 2,932	1005599	
LPG Burners with electronic ignition 100% outfire protection and heat limit control	\$ 4,557	1005601	
Diesel Burners with outfire protection and heat limit control	\$ 1,866	1005605	
Oil Heat System (Heated from the bottom flue tube, tracing on tank sump, asphalt pump, and the interior of spraybar)	\$ 10,153	0000	
Heated Asphalt Pump	\$ 5,064	1012034	
Emulsion Tank Hand Railing (Electric actuated with in cab, warning buzzer)	\$ 4,061	0000	
Washdown System with pump and hose & self winding hose reel	\$ 1,653	1005612	
Loading Hose, 3" X 15' flexible steel, with quick couplers	\$ 1,013	1005608	
Loading Hose, 3" X 15' rubber, with quick couplers	\$ 1,333	1005607	
Hose Trough for Loading Hose	\$ 933	0000	
LED Work lights Qty 4	\$ 1,061	1022565	
Beacon Light	\$ 800	1007960	
Frame Mounted Toolbox <b>**Placement is dependent on frame rail availability</b>	\$ 1,039	1022566	
Extra Fender Mounted Toolbox	\$ 907	1022567	
Wet Storage Box <b>**Placement is dependent on frame rail availability</b>	\$ 1,333	1022568	
Full Width Mud Flap	\$ 933	22942	
Electric Overnight Heat, 240V Single Phase <b>**If requirement is different from STD, please specify rating</b>	\$ 8,539	0000	
Radar Horn in lieu of GPS	\$ 1,013	1005609	
Nozzle Selection <b>**#1 Nozzles installed unless otherwise noted</b> Nozzle Selection:	No Charge	0000	
<a href="#">Extended Warranty Program (Contact factory for specifics or go to www.leeboy.com and view extended program under the warranty tab of the dealer login home page.)</a>		0000	
<b>Total List Price</b>		\$	-



COMMENTS: \_\_\_\_\_

SIGNATURE: \_\_\_\_\_

PHONE: \_\_\_\_\_



A LeeBoy Company

## EQUIPMENT PRICING &amp; ORDER FORM

Phone: 704.966.3300

Sales@LeeBoy.com

2021 Model Year Pricing

Effective: 1 April 2021

Prices in US Dollars

FOB Lincolnton, NC

**Maximizer 2B Distributor**

DEALER: \_\_\_\_\_

DATE: \_\_\_\_\_

P. O. NO: \_\_\_\_\_

FLOOR PLAN: YES / NO

WITH: \_\_\_\_\_

NEED BY DATE: \_\_\_\_\_

STOCK ORDER: YES / NO

CUSTOMER: \_\_\_\_\_

SHIP VIA: \_\_\_\_\_

\*\*\*Specifications are required with orders linked to bids\*\*\*

CONTACT EMAIL: \_\_\_\_\_

SHIP TO ADDRESS: \_\_\_\_\_

**SOLD ORDER - CUSTOMER CLASS:**

CONTRACTOR

GOV / MUNI

NATIONAL ACCOUNT

SOURCEWELL

MAXIMUM TANK CAPACITY *	LIST PRICE	ORDER NUMBER	CK
1,050 Gallons (3,974 L)	\$ 99,777	MAX 2B 1000	
1,600 Gallons (6,056 L)	\$ 102,821	MAX 2B 1500	
2,050 Gallons (7,760 L)	\$ 105,273	MAX 2B 1900	
3,150 Gallons (11,924 L)	\$ 111,856	MAX 2B 3000	
3,700 Gallons (14,006 L)	\$ 114,787	MAX 2B 3500	
4,250 Gallons (16,088 L)	\$ 118,252	MAX 2B 4000	

\* Gallons listed are maximum tank capacities. Recommended tank capacities may be limited by 1.) Thermal expansion of materials. 2.) Density of materials. 3.) Truck/axle load ratings. For more detail, please contact your local Rosco Sales Representative or Dealer.

\*\* Unit Meets Applicable Federal DOT Regulations for Hot Asphalt.

&gt;&gt;&gt;&gt; Truck Prices NOT Included ----- Sales Orders That Require a Special Order Truck Chassis are NOT Cancellable &lt;&lt;&lt;&lt;

**ALL CUSTOMER SUPPLIED CHASSIS REQUIRE PRE-APPROVAL PRIOR TO ORDER ACCEPTANCE**

## STANDARD FEATURES

See Rosco Maximizer 2B Specifications at: [LeeBoy.com](http://LeeBoy.com) - Maximizer 2B Distributor

OPTIONS			
DESCRIPTION	LIST PRICE	ORDER NUMBER	CK
Installation for a customer supplied truck chassis	\$ 2,105	0000	
PTO Transmission (required if not using front live power)	\$ 2,425	0000	
LPG burner in lieu of diesel burner (includes LP tank)	\$ 2,932	1005722	
LPG Burners with electronic ignition 100% outfire protection and heat limit control	\$ 4,557	1005723	
Diesel Burners with outfire protection and heat limit control	\$ 1,866	1005725	
Oil Heat System ** Consult Factory **		0000	
Heated Asphalt Pump	\$ 5,064	1012795	
Emulsion Tank Hand Railing (Electric actuated with in cab, warning buzzer)	\$ 4,061	0000	
Washdown System with pump and hose & self winding hose reel	\$ 1,653	1005731	
Spraybar Extensions - 1' lengths (Max 4 ea.) QTY:	\$ 907	1005741	
Spraybar Extensions - 2' lengths (Max 2 ea.) QTY:	\$ 1,306	1005745	
Loading Hose, 3" X 15' flexible steel, with quick couplers	\$ 1,013	1005727	
Loading Hose, 3" X 15' rubber, with quick couplers	\$ 1,333	1005726	
Hose Trough for Loading Hose	\$ 933	0000	
LED Work lights Qty 4	\$ 1,061	1022565	
Beacon Light	\$ 800	1007960	
Frame Mounted Toolbox **Placement is dependent on frame rail availability	\$ 1,039	1022566	
Extra Fender Mounted Toolbox	\$ 907	1022567	
Wet Storage Box **Placement is dependent on frame rail availability	\$ 1,333	1022568	
Full Width Mud Flap	\$ 933	22942	
Electric Overnight Heat, 240V Single Phase ** (If requirement is different from STD, please specify rating)	\$ 8,539	0000	
Radar Horn in lieu of GPS	\$ 1,013	1005728	
Nozzle Selection ** #1 Nozzles installed unless otherwise noted Nozzle Selection:	No Charge	0000	
Extended Warranty Program (Contact factory for specifics or go to <a href="http://www.leeboy.com">www.leeboy.com</a> and view extended program under the warranty tab of the dealer login home page.)		0000	
<b>Total List Price</b>		\$	-



COMMENTS: \_\_\_\_\_

SIGNATURE: \_\_\_\_\_

PHONE: \_\_\_\_\_



# EQUIPMENT PRICING & ORDER FORM

Phone: 704.966.3300  
[Sales@LeeBoy.com](mailto:Sales@LeeBoy.com)

## 2021 Model Year Pricing

Effective: **1 April 2021**

Prices in US Dollars  
FOB Lincolnton, NC

### RA 400 Patcher

DEALER: \_\_\_\_\_

DATE: \_\_\_\_\_

P. O. NO: \_\_\_\_\_

FLOOR PLAN: YES / NO

WITH: \_\_\_\_\_

NEED BY DATE: \_\_\_\_\_

STOCK ORDER: YES / NO

CUSTOMER: \_\_\_\_\_

SHIP VIA: \_\_\_\_\_

**\*\*\*Specifications are required with orders linked to bids\*\*\***

CONTACT EMAIL: \_\_\_\_\_

SHIP TO ADDRESS: \_\_\_\_\_

#### SOLD ORDER - CUSTOMER CLASS:

CONTRACTOR

GOV / MUNI

NATIONAL ACCOUNT

SOURCEWELL

MODEL	DESCRIPTION	LIST PRICE	ORDER NUMBER	CK
RA 400	65 HP Enclosed Kubota Aux Eng. Patch On-The-Go	\$ 148,128	RA400AP	

#### STANDARD FEATURES

>>>> Truck Prices NOT Included ----- Sales Orders That Require a Special Order Truck Chassis are NOT Cancellable <<<<

**ALL CUSTOMER SUPPLIED CHASSIS REQUIRE PRE-APPROVAL PRIOR TO ORDER ACCEPTANCE**

See Rosco RA400 Specifications at: [LeeBoy.com](http://LeeBoy.com) - RA400 Patcher

#### OPTIONS

DESCRIPTION	LIST PRICE	ORDER NUMBER	CK
Back-up / Reverse camera w/in cab color display	\$ 1,914	1007953	
LED Larger Arrow Board, 48" to 96"	\$ 2,479	985623	
LED Night Work Light Package (2 front, 1 rear work lights)	\$ 1,013	1006026	
LED Lights; stop, turn signals and tail lights	\$ 2,318	1005379	
240 V Heater Conversion in lieu of 120V	\$ 1,061	22766	
Emergency Triangle Kit, Flare Kit, Fire Extinguisher	\$ 1,013	1005478	
Jet Flush System	\$ 2,372	1003459	
<a href="#">Extended Warranty Program (Contact factory for specifics or go to www.leeboy.com and view extended program under the warranty tab of the dealer login home page.)</a>		0000	



**Total List Price**

**\$ -**

COMMENTS: \_\_\_\_\_

SIGNATURE: \_\_\_\_\_

PHONE: \_\_\_\_\_





# EQUIPMENT PRICING & ORDER FORM

Phone: 704.966.3300

[Sales@LeeBoy.com](mailto:Sales@LeeBoy.com)

## 2021 Model Year Pricing

Effective: 1 April 2021

Prices in US Dollars

FOB Lincoln, NC

### NV55 Broom

DEALER: \_\_\_\_\_

DATE: \_\_\_\_\_

P. O. NO: \_\_\_\_\_

FLOOR PLAN: YES / NO

WITH: \_\_\_\_\_

NEED BY DATE: \_\_\_\_\_

STOCK ORDER: YES / NO

CUSTOMER: \_\_\_\_\_

SHIP VIA: \_\_\_\_\_

\*\*\*Specifications are required with orders linked to bids\*\*\*

CONTACT EMAIL: \_\_\_\_\_

SHIP TO ADDRESS: \_\_\_\_\_

#### SOLD ORDER - CUSTOMER CLASS:

CONTRACTOR

GOV / MUNI

NATIONAL ACCOUNT

SOURCEWELL

MODEL	ENGINE	FRONT-MOUNTED BRUSH	LIST PRICE	ORDER NUMBER	CK
NV55	74 HP Hatz	Cab w/AC & Heat - 7' 6" with Poly Tube	\$ 75,553	NV55HATZ	
STANDARD FEATURES					

See Rosco NV55 Broom Specifications at: [LeeBoy.com - NV55 Broom](http://LeeBoy.com - NV55 Broom)

#### OPTIONS

DESCRIPTION	LIST PRICE	ORDER NUMBER	CK
(2) 75 Gallon Water Tanks w/Spraying System	\$ 1,546	1021602	
Combination Poly Wafers (includes reusable steel brush tube) (in lieu of Poly Tube)	\$ 959	1005054	
Combination Poly/Steel Wafers (includes reusable steel brush tube) (in lieu of Poly Tube)	\$ 986	1005055	
Poly/Steel Tube Brush (in lieu of Poly Tube)	\$ 800	1007309	
Forward/Reverse Brush Rotation	\$ 528	1021946	
Rear Windshield Wiper and Washer	\$ 528	1016182	
Front Windshield Washer (wiper is standard)	\$ 267	1016181	
Side Shift Brush Head (18" Both Directions)	\$ 2,127	1021110	
Spare Tire and Mount	\$ 800	1017973	
Back-Up/Reverse Camera w/in cab color display	\$ 1,653	1023052	
Cab Air Filtration and Pressure Monitor System (MERV 16 Rated)	\$ 2,980	1018731	
Radio/CD/Bluetooth w/Dual Speakers and Remote	\$ 693	1016867	
Telescoping Steering Column (Tilt is standard)	\$ 213	1023068	
Extended Air Intake (Above Cab)	\$ 160	1023483	
Foot Pedal Transmission (Forward and Reverse, in lieu of Joystick Controls)	\$ 587	1023490	
Self-Loading Brush Core System (32/36 OD, 72 to 96 in. Length)	\$ 4,531	0000	
Self-Loading Brush Core System - Wireless Remote Control Option	\$ 4,916	0000	
<a href="#">Extended Warranty Program (Contact factory for specifics or go to www.leeboy.com and view extended program under the warranty tab of the dealer login home page.)</a>		0000	



Total List Price

\$ -

COMMENTS: \_\_\_\_\_

SIGNATURE: \_\_\_\_\_

PHONE: \_\_\_\_\_



# EQUIPMENT PRICING & ORDER FORM

Phone: 704.966.3300

[Sales@LeeBoy.com](mailto:Sales@LeeBoy.com)

## 2021 Model Year Pricing

Effective: 1 April 2021

Prices in US Dollars

FOB Lincoln, NC

### RB50 Broom

DEALER: \_\_\_\_\_

DATE: \_\_\_\_\_

P. O. NO: \_\_\_\_\_

FLOOR PLAN: YES / NO

WITH: \_\_\_\_\_

NEED BY DATE: \_\_\_\_\_

STOCK ORDER: YES / NO

CUSTOMER: \_\_\_\_\_

SHIP VIA: \_\_\_\_\_

\*\*\*Specifications are required with orders linked to bids\*\*\*

CONTACT EMAIL: \_\_\_\_\_

#### SOLD ORDER - CUSTOMER CLASS:

SHIP TO ADDRESS: \_\_\_\_\_

CONTRACTOR

GOV / MUNI

NATIONAL ACCOUNT

SOURCEWELL

MODEL	ENGINE	CENTER-MOUNTED BRUSH	LIST PRICE	ORDER NUMBER	CK
RB50	74 HP HATZ	Cab w/AC & Heat - 7' 6" with Poly Tube	\$ 70,063	RB50CBHTZ	
STANDARD FEATURES					

See Rosco RB50 Broom Specifications at: [LeeBoy.com](http://LeeBoy.com) - RB50 Broom

OPTIONS			
DESCRIPTION	LIST PRICE	ORDER NUMBER	CK
150 gallon Water Tank w/ Spraying System	\$ 1,546	1015862	
Combination Poly Wafers (includes reusable steel brush tube) (in lieu of Poly Tube)	\$ 959	1005054	
Combination Poly/Steel Wafers (includes reusable steel brush tube) (in lieu of Poly Tube)	\$ 986	1005055	
Poly/Steel Tube Brush (in lieu of Poly Tube)	\$ 800	1007309	
Forward/Reverse Brush Rotation	\$ 528	1020778	
Rear Wiper and Washer Assembly	\$ 528	1016182	
Front Windshield Washer (wiper is standard)	\$ 267	1016181	
7'6" Front Strike-Off Blade	\$ 6,583	1023226	
Front Wheel Fenders	\$ 400	1008024	
Curb Brush	\$ 4,425	1023225	
Spare Tire and Mount	\$ 800	1017973	
Back-up / Reverse camera w/in cab color display	\$ 1,653	1023052	
Cab Air Filtration & Pressure Monitor System (MERV 16 Rated)	\$ 2,980	1018731	
Radio/CD/Bluetooth w/Dual Speakers and Remote	\$ 693	1016867	
Telescoping Steering Column (Tilt is standard)	\$ 213	1023068	
Extended Air Intake (Above Cab)	\$ 160	1023482	
Foot Pedal Transmission (Forward and Reverse, in lieu of Joystick Control)	\$ 587	1023511	
Canopy Model Available ** Consult Factory ** (Deduct)	-	0000	
Extended Warranty Program (Contact factory for specifics or go to <a href="http://www.leeboy.com">www.leeboy.com</a> and view extended program under the warranty tab of the dealer login home page.)		0000	



Total List Price

\$ -

COMMENTS: \_\_\_\_\_

SIGNATURE: \_\_\_\_\_

PHONE: \_\_\_\_\_



# EQUIPMENT PRICING & ORDER FORM

Phone: 704.966.3300

[Sales@LeeBoy.com](mailto:Sales@LeeBoy.com)

Effective: **1 April 2021**

Prices in US Dollars

FOB Lincolnton, NC

## 2021 Model Year Pricing

# Challenger 7 Broom

DEALER: \_\_\_\_\_

DATE: \_\_\_\_\_

P. O. NO: \_\_\_\_\_

FLOOR PLAN: YES / NO

WITH: \_\_\_\_\_

NEED BY DATE: \_\_\_\_\_

STOCK ORDER: YES / NO

CUSTOMER: \_\_\_\_\_

SHIP VIA: \_\_\_\_\_

**\*\*\*Specifications are required with orders linked to bids\*\*\***

CONTACT EMAIL: \_\_\_\_\_

SHIP TO ADDRESS: \_\_\_\_\_

### SOLD ORDER - CUSTOMER CLASS:

CONTRACTOR GOV / MUNI NATIONAL ACCOUNT SOURCEWELL



MODEL	ENGINE	FRONT-MOUNTED BRUSH	LIST PRICE	ORDER NUMBER	CK
<i>Challenger 7</i>	74 HP Cummins	Cab w/AC & Heat - 7' 6" Heavy Duty Frame Poly/Steel Tube Brush	\$ 88,595	CHAL7CMN	

### STANDARD FEATURES

See Rosco Challenger 7 Broom Specifications at: [LeeBoy.com - Challenger 7 Broom](http://LeeBoy.com - Challenger 7 Broom)

### OPTIONS

DESCRIPTION	LIST PRICE	ORDER NUMBER	CK
Front Windshield Washer (wiper is standard)	\$ 250	21167	
Rear Wiper and Washer Assembly	\$ 495	21166	
Combination Poly Wafers (includes reusable steel brush tube) (in lieu of Poly/Steel Tube)	\$ 900	1005054	
Combination Poly/Steel Wafers (includes reusable steel brush tube) (in lieu of Poly/Steel Tube)	\$ 925	1005055	
Poly Tube Brush (in lieu of Poly/Steel Tube)	\$ 325	38806	
Suspension Seat Assembly w/Safety Belt	\$ 755	1010416	
Back-up / Reverse camera w/in cab color display	\$ 1,550	1020542	
Radio/CD/Bluetooth w/Dual Speakers and Remote	\$ 650	1000705	
Cab Air Filtration & Pressure Monitor System (MERV 16 Rated)	\$ 2,795	1019987	
Engine Block Heater	\$ 595	1016450	
Spare Tire and mount	\$ 750	1017973	
<a href="#">Extended Warranty Program (Contact factory for specifics or go to www.leeboy.com and view extended program under the warranty tab of the dealer login home page.)</a>		0000	



**Total List Price**

\$ -

COMMENTS: \_\_\_\_\_

SIGNATURE: \_\_\_\_\_

PHONE: \_\_\_\_\_



# EQUIPMENT PRICING & ORDER FORM

Phone: 704.966.3300

[Sales@LeeBoy.com](mailto:Sales@LeeBoy.com)

## 2021 Model Year Pricing

Effective: **1 April 2021**

Prices in US Dollars

FOB Lincoln, NC

## Variable Width Chip Spreader

DEALER: \_\_\_\_\_

DATE: \_\_\_\_\_

P. O. NO: \_\_\_\_\_

FLOOR PLAN: YES / NO

WITH: \_\_\_\_\_

NEED BY DATE: \_\_\_\_\_

STOCK ORDER: YES / NO

CUSTOMER: \_\_\_\_\_

SHIP VIA: \_\_\_\_\_

**\*\*\*Specifications are required with orders linked to bids\*\*\***

CONTACT EMAIL: \_\_\_\_\_

SHIP TO ADDRESS: \_\_\_\_\_

### SOLD ORDER - CUSTOMER CLASS:

CONTRACTOR

GOV / MUNI

NATIONAL ACCOUNT

SOURCEWELL

MODEL	ENGINE	Drive	HOPPER WIDTH	LIST PRICE	ORDER NUMBER	CK
CSV	275 HP Cummins	Front Wheel Drive	Variable 0'-16'	\$ 303,495	CSV816	

### STANDARD FEATURES

See Rosco Variable Width Chip Spreader Specifications at: [LeeBoy.com](http://LeeBoy.com) - CSV Chip Spreader

### OPTIONS

DESCRIPTION	LIST PRICE	ORDER NUMBER	CK
All-Wheel Drive System	\$ 25,975	1016690	
Dual Operator Consoles with Slides	\$ 16,515	1014785	
Spread Hopper Vibrators	\$ 2,945	1019302	
Umbrella (Qty 2)	\$ 1,100	920235	
<a href="#">Extended Warranty Program (Contact factory for specifics or go to www.leeboy.com and view extended program under the warranty tab of the dealer login home page.)</a>		0000	



**Total List Price**

**\$ -**

COMMENTS: \_\_\_\_\_

SIGNATURE: \_\_\_\_\_

PHONE: \_\_\_\_\_

---

**Price list Series H270**

## H 5i - 7i Compactors of weight class 5–7 t

### Scope of supply – basic machine

Diesel engine  
Manufacturer:  
KUBOTA  
Type:  
V3307-CR-T  
Power rat. ISO 14396, kW/PS/rpm:  
55,4/75,3/2200  
Emission standard:  
EU Stage V / EPA Tier 4  
Exhaust gas after-treatment:  
DOC-DPF  
Operating voltage:  
12 V  
Machine equipment  
12 V outlets (double)  
2 large working and rear view mirrors  
3-point articulation  
Tray behind the driver's seat  
Storage bin under the driver's seat  
Trays  
Anti-slip control  
Dashboard with displays, indicator lights and switches  
Fixture for cooler  
ECO mode  
Spring-mounted driver's seat with armrest and safety belt  
Cup holder  
Large angle of driving slope at front and rear  
Hose protection on front vehicle  
Vibration-isolated operator's platform  
Maintenance points, central on one machine side

<b>H 5i H270</b>	<b>89,101.00 USD</b>
<b>H 5i P H270</b>	<b>94,783.00 USD</b>
<b>H 7i H270</b>	<b>111,689.00 USD</b>
<b>H 7i P H270</b>	<b>120,973.00 USD</b>
<b>H 7i VIO H270</b>	<b>131,366.00 USD</b>

- Standard
- o Optionally available
- Not available
- △ Order from headquarter
- ▲ Preset

H 5i	H 5i P	H 7i	H 7i P	H 7i VIO
------	--------	------	--------	----------

## Mandatory Options

### Paintwork

standard color (RAL 2004 + RAL 7015)

Special painting (RAL... + RAL 7015)

2,203.00 USD

Special painting (RAL... + RAL ...)

7,400.00 USD

### CE conformity

Version with CE conformity

### Warning marker

Warning labels according to ANSI

### Displayed unit of speed

Displayed unit of speed is mph

### Displayed unit of frequency

Displayed unit of frequency is rpm

### Wiper

Plastic scraper, for smooth drum

Metal scraper, for padfoot drum

### Drive lever

Drive lever

Drive lever with additional functions

305.00 USD

### Construction

ROPS, rigid

ROPS cabin with heating and door to the left, FOPS-approved (level I)

9,076.00 USD

ROPS cab with heating and air-conditioning system, FOPS-approved (level I)

13,746.00 USD

### adjustable steering column

Steering column, tiltable

### Driver seat

Driver seat, black imitation leather

### Hydraulic oil

Hydraulic oil

### Service documentation

English spare parts and application documentation (EN)

### Technical documentation

Technical documentation – country-specific version for North America (US)

## Equipment Options

### Protective roof

Protective roof, plastic, on ROPS

Plastic protective roof on ROPS with integrated FOPS-approved (level I)

499.00 USD

### padfoot segments

Padfoot shells with metal scraper, not installed

10,642.00 USD

Padfoot shells with metal scraper, not installed

13,913.00 USD

### Dozer blade

Leveling blade

17,224.00 USD

### Automatic motor stop

Automatic motor stop	166.00 USD	Δ	Δ	Δ	Δ	Δ
<b>Back-up alarm</b>		●	●	●	●	●
Back-up alarm, with volume adjustment						
<b>Automatic vibration system</b>						
Automatic vibration system	222.00 USD	○	○	○	○	○
<b>Lighting package as per road traffic regulations</b>						
Lighting package as per road traffic regulations	721.00 USD	○	○	○	○	○
<b>working lights</b>		●	●	●	●	●
Working lights on plastic protective roof, 4-fold, LED						
<b>rotating beacon light</b>						
Rotating beacon on cabin, halogen	568.00 USD	○	○	○	○	○
Rotating beacon on ROPS, halogen	568.00 USD	○	○	○	○	○
<b>Battery isolation switch</b>						
Battery isolation switch, electronic	637.00 USD	○	○	○	○	○
<b>Documentation</b>						
<b>Technical documentation for additional set – country-specific version for North America (US)</b>	430.00 USD	○	○	○	○	○

**HAMM**

A WIRTGEN GROUP COMPANY

---

**Price list Series H235**

## H 11i - 12i Compactors of weight class 10–12 t

### Scope of supply – basic machine

Diesel engine

Manufacturer:

DEUTZ

Type:

TCD 3.6 L4

Power rat. ISO 14396, kW/PS/rpm:

85,0/115,6/2300

Emission standard:

EU Stage IV / EPA Tier 4

Exhaust gas after-treatment:

DOC-SCR

Operating voltage:

12 V

Machine equipment

2 large working and rear view mirrors

2 multiply-adjustable armrests

3-point articulation

Storage bin, lockable

Dashboard with displays, indicator lights and function key

Automatic traction control and anti-slip control

Operating concept Easy Drive

ECO mode

Spring-mounted driver's seat with armrests and safety belt

Speed preselect

Cup holder

Hammtronic—electronic machine management

Hose protection on front vehicle

Vibration-isolated operator's platform

Space for cooler

Stepless hydrostatic all-wheel drive

Automatic vibration system

---

<b>H 10i H235</b>	<b>136,631.00</b>	<b>USD</b>
<b>H 10i P H235</b>	<b>149,657.00</b>	<b>USD</b>
<b>H 12i H235</b>	<b>147,856.00</b>	<b>USD</b>
<b>H 12i P H235</b>	<b>160,881.00</b>	<b>USD</b>



- Standard
- Optionally available
- Not available
- △ Order from headquarter
- ▲ Preset

H 10i	H 10i P	H 12i	H 12i P
-------	---------	-------	---------

## Mandatory Options

### Paintwork

standard color (RAL 2004 + RAL 7015)

Special painting (RAL... + RAL 7015)

2,203.00 USD

Special painting (RAL... + RAL ...)

7,400.00 USD

### CE conformity

Version with CE conformity

### Warning marker

Warning labels according to ANSI

### System of units

Display of the units of measurement, US units

### Wiper

Plastic scraper, for smooth drum

Metal scraper, for padfoot drum (2-fold, V-shape)

### Construction

ROPS, rigid

ROPS cab with heating and air-conditioning system, FOPS-approved (level I)

16,864.00 USD

### Driver seat

Driver seat, black imitation leather

### adjustable steering column

Steering column with comfort exit and tiltable dashboard

### Rotating seat adapter

Rotating seat adapter

### Lighting package as per road traffic regulations

Lighting package as per road traffic regulations

### Hydraulic oil

Hydraulic oil

### Technical documentation

Technical documentation – country-specific version for North America (US)

### Service documentation

English spare parts and application documentation (EN)

## Equipment Options

### Driver seat backrest extension

Backrest extension for driver's seat, black imitation leather

### Armrest

Armrest comfort setting, left

360.00 USD

Armrest comfort setting, left, at driver's seat with high backrest

360.00 USD

### HCQ navigator

Preparation for HCQ Navigator, at cabin

11,848.00 USD

Preparation for HCQ Navigator, at ROPS

11,848.00 USD

### dashboard cover

Dashboard cover, lockable

402.00 USD

### Protective roof

Protective roof, plastic, on ROPS	-499.00	USD	●	●	○	○
Plastic protective roof on ROPS with integrated FOPS-approved (level I)			○	○	●	●
<b>Dozer blade</b>						
Leveling blade	28,643.00	USD	-	○	○	○
<b>padfoot segments</b>						
Padfoot shells with metal scraper, not installed	16,462.00	USD	○	-	○	-
<b>Frequency control</b>						
Frequency control	277.00	USD	○	○	○	○
<b>HCQ compaction meter</b>						
HAMM Compaction Meter (HCM)	7,968.00	USD	○	○	○	○
<b>Automatic motor stop</b>						
Automatic motor stop			○	○	●	●
<b>Back-up alarm</b>						
Back-up alarm, with volume adjustment			●	●	●	●
<b>Telematics system</b>						
WITOS FleetView (MF3, 4G) – professional telematics solution for machine operation and service optimization			○	○	●	●
<b>working lights, ready</b>						
Preparation for working lights or rotating beacon, for ROPS	277.00	USD	○	○	○	○
Preparation for working lights or rotating beacon, at protective roof			○	○	●	●
<b>working lights</b>						
Working lights on cabin, 4-fold, halogen	-1,289.00	USD	○	○	○	○
Working lights on cabin, 4-fold, LED	0.00	USD	○	○	○	○
Working lights on plastic protective roof, 4-fold, halogen	-1,109.00	USD	○	○	○	○
Working lights on plastic protective roof, 4-fold, LED	0.00	USD	○	○	●	●
<b>rotating beacon light</b>						
Rotating beacon on cabin, halogen	568.00	USD	○	○	○	○
Rotating beacon on ROPS with protective roof, halogen	568.00	USD	○	○	○	○
<b>lunchbox holder</b>						
lunchbox holder			●	●	●	●
<b>Hood release mechanism, convenience</b>						
Hood release mechanism, convenience			○	○	●	●
<b>Documentation</b>						
<b>Technical documentation for additional set – country-specific version for North America (US)</b>	430.00	USD	○	○	○	○

## Price list Series H267

# H 13i - 16i Compactors of weight class 13–16 t

### Scope of supply – basic machine

Diesel engine  
 Manufacturer:  
 DEUTZ  
 Type:  
 TCD 4.1 L4  
 Power rat. ISO 14396, kW/PS/rpm:  
 115,0/156,4/2300  
 Emission standard:  
 EU Stage V / EPA Tier 4  
 Exhaust gas after-treatment:  
 DOC-DPF-SCR  
 Operating voltage:  
 12 V  
 Machine equipment  
 2 large working and rear view mirrors  
 2 multiply-adjustable armrests  
 3-point articulation  
 Storage bin, lockable  
 Dashboard with displays, indicator lights and function key  
 Automatic traction control and anti-slip control  
 Operating concept Easy Drive  
 ECO mode  
 Spring-mounted driver's seat with armrests and safety belt  
 Speed preselect  
 Cup holder  
 Hammtronic—electronic machine management  
 Hose protection on front vehicle  
 Vibration-isolated operator's platform  
 Space for cooler  
 Stepless hydrostatic all-wheel drive  
 Automatic vibration system

<b>H 13i C H267</b>	<b>177,371.00</b>	<b>USD</b>
<b>H 13i C P H267</b>	<b>190,674.00</b>	<b>USD</b>
<b>H 13i VIO H267</b>	<b>194,970.00</b>	<b>USD</b>
<b>H 14i H267</b>	<b>175,154.00</b>	<b>USD</b>
<b>H 14i P H267</b>	<b>188,596.00</b>	<b>USD</b>
<b>H 16i H267</b>	<b>191,229.00</b>	<b>USD</b>
<b>H 16i P H267</b>	<b>203,977.00</b>	<b>USD</b>

- Standard
- Optionally available
- Not available
- Δ Order from headquarter
- ▲ Preset

H 13i C	H 13i C P	H 13i VIO	H 14i	H 14i P	H 16i	H 16i P
---------	-----------	-----------	-------	---------	-------	---------

## Mandatory Options

### Paintwork

standard color (RAL 2004 + RAL 7015)

Special painting (RAL... + RAL 7015)

Special painting (RAL... + RAL ...)

### CE conformity

Version with CE conformity

### Warning marker

Warning labels according to ANSI

### System of units

Display of the units of measurement, US units

### Wiper

Plastic scraper, for smooth drum

Metal scraper, for padfoot drum (2-fold, V-shape)

### Construction

ROPS cab with heating and air-conditioning system, FOPS-approved (level I)

ROPS, rigid

### Driver seat

Driver seat, black imitation leather

### adjustable steering column

Steering column with comfort exit and tiltable dashboard

### Rotating seat adapter

Rotating seat adapter

### Lighting package as per road traffic regulations

Lighting package as per road traffic regulations

### Hydraulic oil

Hydraulic oil

### Service documentation

English spare parts and application documentation (EN)

### Technical documentation

Technical documentation – country-specific version for North America (US)

2,203.00 USD  
7,400.00 USD

16,338.00 USD

## Equipment Options

### Driver seat backrest extension

Backrest extension for driver's seat, black imitation leather

### Armrest

Armrest comfort setting, left

Armrest comfort setting, left, at driver's seat with high backrest

### HCQ navigator

Preparation for HCQ Navigator, at cabin

Preparation for HCQ Navigator, at cabin and VIO

Preparation for HCQ Navigator, at ROPS

360.00 USD  
360.00 USD  
11,848.00 USD  
11,848.00 USD  
11,848.00 USD

Preparation for HCQ Navigator, at ROPS and VIO

### dashboard cover

Dashboard cover, lockable

### Protective roof

Protective roof, plastic, on ROPS

Plastic protective roof. FOPS-approved (level I)

### Dozer blade

Leveling blade

### Levelling blade modular extension

Modular extension from leveling blade to dozer blade, installed

### padfoot segments

Padfoot shells with metal scraper, not installed

### Plate compactor attachment

Preparation for vibration plate

Vibration plate, complete

### Frequency control

Frequency control

### HCQ compaction meter

HAMM Compaction Meter (HCM)

HAMM Compaction Meter (HCM), VIO

### Automatic motor stop

Automatic motor stop

### Back-up alarm

Back-up alarm, with volume adjustment

### Telematics system

WITOS FleetView (MF3, 4G) – professional telematics solution for machine operation and service optimization

### working lights, ready

Preparation for working lights or rotating beacon, at protective roof

### working lights

Working lights on cabin, 4-fold, halogen

Working lights on cabin, 4-fold, LED

Working lights on plastic protective roof, 4-fold, halogen

Working lights on plastic protective roof, 4-fold, LED

### rotating beacon light

Rotating beacon on cabin, halogen

Rotating beacon on ROPS with protective roof, halogen

### lunchbox holder

lunchbox holder

### Hood release mechanism, convenience

Hood release mechanism, convenience

11,848.00	USD	-	-	○	-	-	-	-
402.00	USD	○	○	○	○	○	○	○
-499.00	USD	○	○	○	○	○	○	○
		●	●	●	●	●	●	●
28,643.00	USD	○	○	○	○	○	○	○
8,037.00	USD	Δ	Δ	Δ	Δ	Δ	Δ	Δ
16,462.00	USD	○	-	○	○	-	○	-
29,987.00	USD	○	-	○	○	-	○	-
97,125.00	USD	○	-	○	○	-	○	-
277.00	USD	○	○	○	○	○	○	○
7,968.00	USD	○	○	-	○	○	○	○
7,968.00	USD	-	-	○	-	-	-	-
		●	●	●	●	●	●	●
		●	●	●	●	●	●	●
		●	●	●	●	●	●	●
		●	●	●	●	●	●	●
-1,289.00	USD	○	○	○	○	○	○	○
		○	○	○	○	○	○	○
-1,109.00	USD	○	○	○	○	○	○	○
		●	●	●	●	●	●	●
568.00	USD	○	○	○	○	○	○	○
568.00	USD	○	○	○	○	○	○	○
		●	●	●	●	●	●	●
		●	●	●	●	●	●	●

### Documentation

**Technical documentation for additional set – country-specific version for North America (US)**

430.00 USD

○	○	○	○	○	○	○
---	---	---	---	---	---	---

## Price list Series H268

# H 18i - H25i Compactors of weight class 18–25 t

### Scope of supply – basic machine

Diesel engine  
 Manufacturer:  
 DEUTZ  
 Type:  
 TCD 6.1 L6  
 Power rat. ISO 14396, kW/PS/rpm:  
 160,0/217,6/2300  
 Emission standard:  
 EU Stage IV / EPA Tier 4  
 Exhaust gas after-treatment:  
 DOC-DPF-SCR  
 Operating voltage:  
 12 V  
 Machine equipment  
 2 large working and rear view mirrors  
 2 multiply-adjustable armrests  
 3-point articulation  
 Storage bin, lockable  
 Dashboard with displays, indicator lights and function key  
 Automatic traction control and anti-slip control  
 Operating concept Easy Drive  
 ECO mode  
 Spring-mounted driver's seat with armrests and safety belt  
 Speed preselect  
 Cup holder  
 Hammtronic—electronic machine management  
 Hose protection on front vehicle  
 Vibration-isolated operator's platform  
 Space for cooler  
 Steppless hydrostatic all-wheel drive  
 Automatic vibration system

<b>H 18i H268</b>	<b>244,024.00 USD</b>
<b>H 18i P H268</b>	<b>259,821.00 USD</b>
<b>H 20i H268</b>	<b>259,683.00 USD</b>
<b>H 20i P H268</b>	<b>275,341.00 USD</b>
<b>H 25i H268</b>	<b>337,144.00 USD</b>
<b>H 25i VC H268</b>	<b>400,194.00 USD</b>
<b>H 20i C H268</b>	<b>271,046.00 USD</b>
<b>H 20i C P H268</b>	<b>286,150.00 USD</b>
<b>H 25i C P H268</b>	<b>358,207.00 USD</b>

- |           |
|-----------|
| H 18i     |
| H 18i P   |
| H 20i     |
| H 20i P   |
| H 25i     |
| H 25i VC  |
| H 20i C   |
| H 20i C P |
| H 25i C P |

## Paintwork

Special painting (RAL... + RAL 7015)

2.203.00 USD

7,400.00 USD

## Version with CE conformity

### Warning labels according to ANSI

Display of the units of measurement, US units

Plastic scraper, for smooth drum (2-fold, V-shape)

Metal scraper, for padfoot drum (2-fold, V-shape)

Steel scraper, for vibration crusher drum (2x)

ROPS cab with heating and air-conditioning system, FOPS-approved (level I)

Driver seat, black imitation leather

Driver's seat with high backrest, black imitation leather

956.00 USD

## Steering column with comfort exit and tiltable dashboard

### Rotating seat adapter

Lighting package as per road traffic regulations

Version without lighting package

-1.372.00 USD

Tool set, for stone, not installed

## Hydraulic oil

## English spare parts and application documentation (EN)

Technical documentation – country-specific version for North America (US)

## Driver seat backrest extension

Backrest extension for driver's seat, black imitation leather

Armrest comfort setting, left

Armrest comfort setting, left, at driver's seat with high backrest

## Safety belt monitoring

## Vehicle heater

## Vehicle heater

Vehicle heater	8,591.00 USD	<input type="radio"/>	<input type="radio"/>	<input type="radio"/>	<input type="radio"/>	<input type="radio"/>	<input type="radio"/>	<input type="radio"/>	<input type="radio"/>
<b>HCQ navigator</b>									
Process data interface for third-party systems, earth work	1,746.00 USD	<input type="radio"/>	<input type="radio"/>	<input type="radio"/>	<input type="radio"/>	<input type="radio"/>	<input type="radio"/>	<input type="radio"/>	<input type="radio"/>
<b>Dozer blade</b>									
Dozer blade	36,666.00 USD	<input checked="" type="radio"/>	<input checked="" type="radio"/>	<input checked="" type="radio"/>	<input checked="" type="radio"/>	<input type="radio"/>	<input type="radio"/>	<input checked="" type="radio"/>	<input checked="" type="radio"/>
<b>padfoot segments</b>									
Padfoot shells with metal scraper, not installed	21,326.00 USD	<input type="radio"/>	<input type="radio"/>	<input type="radio"/>	<input type="radio"/>	<input type="radio"/>	<input type="radio"/>	<input type="radio"/>	<input type="radio"/>
<b>Frequency control</b>									
Frequency control	277.00 USD	<input type="radio"/>	<input type="radio"/>	<input type="radio"/>	<input type="radio"/>	<input type="radio"/>	<input checked="" type="radio"/>	<input type="radio"/>	<input type="radio"/>
<b>HCQ compaction meter</b>									
HAMM Compaction Meter (HCM)	7,968.00 USD	<input type="radio"/>	<input type="radio"/>	<input type="radio"/>	<input type="radio"/>	<input type="radio"/>	<input checked="" type="radio"/>	<input type="radio"/>	<input type="radio"/>
<b>Automatic motor stop</b>									
Automatic motor stop		<input checked="" type="radio"/>	<input checked="" type="radio"/>	<input checked="" type="radio"/>	<input checked="" type="radio"/>	<input checked="" type="radio"/>	<input checked="" type="radio"/>	<input checked="" type="radio"/>	<input checked="" type="radio"/>
<b>Camera system</b>									
Rear camera system, in case of cabin		<input checked="" type="radio"/>	<input checked="" type="radio"/>	<input checked="" type="radio"/>	<input checked="" type="radio"/>	<input checked="" type="radio"/>	<input checked="" type="radio"/>	<input checked="" type="radio"/>	<input checked="" type="radio"/>
<b>Back-up alarm</b>									
Back-up alarm, with volume adjustment		<input checked="" type="radio"/>	<input checked="" type="radio"/>	<input checked="" type="radio"/>	<input checked="" type="radio"/>	<input checked="" type="radio"/>	<input type="radio"/>	<input checked="" type="radio"/>	<input checked="" type="radio"/>
<b>Telematics system</b>									
WITOS FleetView (MF3, 4G) – professional telematics solution for machine operation and service optimization		<input checked="" type="radio"/>	<input checked="" type="radio"/>	<input checked="" type="radio"/>	<input checked="" type="radio"/>	<input checked="" type="radio"/>	<input checked="" type="radio"/>	<input checked="" type="radio"/>	<input checked="" type="radio"/>
<b>working lights</b>									
Working lights on cabin, 4-fold, halogen		<input checked="" type="radio"/>	<input checked="" type="radio"/>	<input checked="" type="radio"/>	<input checked="" type="radio"/>	<input type="radio"/>	<input type="radio"/>	<input checked="" type="radio"/>	<input checked="" type="radio"/>
Working lights on cabin, 4-fold, LED	1,289.00 USD	<input type="radio"/>	<input type="radio"/>	<input type="radio"/>	<input type="radio"/>	<input checked="" type="radio"/>	<input checked="" type="radio"/>	<input type="radio"/>	<input checked="" type="radio"/>
<b>rotating beacon light</b>									
Rotating beacon on cabin, halogen	568.00 USD	<input type="radio"/>	<input type="radio"/>	<input type="radio"/>	<input type="radio"/>	<input type="radio"/>	<input type="radio"/>	<input type="radio"/>	<input type="radio"/>
<b>Hood release mechanism, convenience</b>									
Hood release mechanism, convenience		<input checked="" type="radio"/>	<input checked="" type="radio"/>	<input checked="" type="radio"/>	<input checked="" type="radio"/>	<input checked="" type="radio"/>	<input checked="" type="radio"/>	<input checked="" type="radio"/>	<input checked="" type="radio"/>
<b>Coming home function</b>									
Coming home function	388.00 USD	<input type="radio"/>	<input type="radio"/>	<input type="radio"/>	<input type="radio"/>	<input type="radio"/>	<input type="radio"/>	<input type="radio"/>	<input type="radio"/>
<b>Battery isolation switch</b>									
Battery isolation switch, electronic	1,081.00 USD	<input type="radio"/>	<input type="radio"/>	<input type="radio"/>	<input type="radio"/>	<input type="radio"/>	<input type="radio"/>	<input type="radio"/>	<input type="radio"/>
<b>Documentation</b>									
		<input type="radio"/>	<input type="radio"/>	<input type="radio"/>	<input type="radio"/>	<input type="radio"/>	<input type="radio"/>	<input type="radio"/>	<input type="radio"/>
<b>Technical documentation for additional set – country-specific version for North America (US)</b>	430.00 USD								



---

**Price list Series H263**

## HD 8 - 10C Tandem rollers of weight class 1.5 t

**Scope of supply – basic machine**

Diesel engine

Manufacturer:

KUBOTA

Type:

D1105-E4B

Power ISO 14396, kW/PS/rpm:

16,1/21,9/2600

Emission standard:

EU Stage V / EPA Tier 4

Exhaust gas after-treatment:

-

Operating voltage:

12 V

Machine equipment

12 V outlet

3-point articulation

Dashboard with displays, indicator lights and switches

Dashboard cover, lockable and weather-resistant

Clear Side

Compressed water sprinkling system

Operator's platform with entry from both sides

V-belt protection

Automatic vibration system

Water filtering (triple)

Central lifting bracket

---

<b>HD 8 VV H263</b>	<b>38,107.00 USD</b>
<b>HD 10C VV H263</b>	<b>40,047.00 USD</b>
<b>HD 10C VT H263</b>	<b>45,729.00 USD</b>

- Standard
- o Optionally available
- Not available
- △ Order from headquarter
- ▲ Preset

HD 8 VV	HD 10C VV	HD 10C VT
---------	-----------	-----------

## Mandatory Options

### Paintwork

standard color (RAL 2004 + RAL 7015)

Special painting (RAL... + RAL 7015)

Special painting (RAL... + RAL ...)

1,219.00 USD

4,351.00 USD

### CE conformity

Version without CE conformity

Version with CE conformity

### Warning marker

Warning labels according to ANSI

### Wiper

Plastic scraper, foldable

### Construction

ROPS foldable

### Driver seat

Driver seat, black imitation leather

### Lighting package as per road traffic regulations

Lighting package as per road traffic regulations

### Hydraulic oil

Hydraulic oil

### Service documentation

English spare parts and application documentation (EN)

### Technical documentation

Technical documentation – country-specific version for North America (US)

## Equipment Options

### Safety belt monitoring

Safety belt monitoring

### Drive lever

Additional drive lever, left

### Protective roof

Metal protective roof on ROPS with integrated FOPS-approved (level I)

### Anti-freeze protection injection

Anti-freeze protection injection

### Automatic motor stop

Automatic motor stop

### Back-up alarm

Back-up alarm

### working lights

Working lights on ROPS, 2-fold, halogen

Working lights on ROPS, 2-fold, LED

Working lights on metal protective roof, 4-fold, LED

### rotating beacon light

Rotating beacon, halogen

Rotating beacon, LED	707.00 USD	<input type="radio"/>	<input type="radio"/>	<input type="radio"/>
Rotating beacon on ROPS with metal protective roof, LED	845.00 USD	<input type="radio"/>	<input type="radio"/>	<input type="radio"/>
<b>Cup holder</b>				
Cup holder	222.00 USD	<input type="radio"/>	<input type="radio"/>	<input type="radio"/>
<b>Battery isolation switch</b>				
Battery isolation switch with cable operation	277.00 USD	<input type="radio"/>	<input type="radio"/>	<input type="radio"/>
<b>Hydraulic oil tank cover, lockable</b>				
Hydraulic oil tank cover, lockable	166.00 USD	<input type="radio"/>	<input type="radio"/>	<input type="radio"/>
<b>Water tank cover, lockable</b>				
Water tank cover, lockable	139.00 USD	<input type="radio"/>	<input type="radio"/>	<input type="radio"/>
<b>Drain cock valve</b>				
Drain cock valve	166.00 USD	<input type="radio"/>	<input type="radio"/>	<input type="radio"/>
<b>Documentation</b>				
<b>Technical documentation for additional set – country-specific version for North America (US)</b>	430.00 USD	<input type="radio"/>	<input type="radio"/>	<input type="radio"/>

---

**Price list Series H230**

## HD 10 - 12 Tandem rollers of weight class 2.5 t

**Scope of supply – basic machine**

Diesel engine

Manufacturer:

KUBOTA

Type:

D1703

Power rat. ISO 14396, kW/PS/rpm:

18,5/25,2/2200

Emission standard:

EU Stage V / EPA Tier 4

Exhaust gas after-treatment:

-

Operating voltage:

12 V

Machine equipment

12 V outlet

3-point articulation

Dashboard with displays, indicator lights and switches

Dashboard cover, lockable and weather-resistant

Handrails

Battery isolation switch

Pressure water sprinkling with interval switch

Operator's platform with entry from both sides

Hydrostatic steering

Vibration-isolated operator's platform

Track offset

Vibration front and rear, switchable single and doubled

Central lifting bracket

---

<b>HD 10 VV H230</b>	<b>47,114.00 USD</b>
<b>HD 10 VT H230</b>	<b>50,717.00 USD</b>
<b>HD 12 VV H230</b>	<b>48,916.00 USD</b>
<b>HD 12 VT H230</b>	<b>52,796.00 USD</b>
<b>HD 10 VO H230</b>	<b>56,814.00 USD</b>
<b>HD 12 VO H230</b>	<b>59,031.00 USD</b>

- Standard
- o Optionally available
- Not available
- Δ Order from headquarter
- ▲ Preset

HD 10 VV	HD 10 VT	HD 12 VV	HD 12 VT	HD 10 VO	HD 12 VO
----------	----------	----------	----------	----------	----------

## Mandatory Options

### Paintwork

standard color (RAL 2004 + RAL 7015)

Special painting (RAL... + RAL 7015)

Special painting (RAL... + RAL ...)

### CE conformity

Version with CE conformity

### Warning marker

Warning labels according to ANSI

### Wiper

Plastic scraper, foldable

### Construction

ROPS foldable

### Driver seat

Driver seat, black imitation leather

### Lighting package as per road traffic regulations

Lighting package as per road traffic regulations

### Hydraulic oil

Hydraulic oil

### Service documentation

English spare parts and application documentation (EN)

### Technical documentation

Technical documentation – country-specific version for North America (US)

1,219.00 USD

4,351.00 USD

## Equipment Options

### thermal aprons

thermal aprons

### all-wheel lock

all-wheel lock

### Anti-freeze protection injection

Anti-freeze protection injection

### HCQ compaction meter

HAMM Compaction Meter (HCM)

HAMM Compaction Meter (HCM) and HAMM Temperature Meter (HTM)

### Automatic motor stop

Automatic motor stop

### HAMM Temperature Meter (HTM)

HAMM Temperature Meter (HTM), front

### Back-up alarm

Back-up alarm

### working lights

Working lights on ROPS, 2-fold, halogen

Working lights on ROPS, 4-fold, halogen

Working lights on ROPS, 2-fold, LED

4,587.00 USD

1,691.00 USD

208.00 USD

4,434.00 USD

6,651.00 USD

346.00 USD

2,120.00 USD

457.00 USD

1,039.00 USD

804.00 USD



---

**Price list Series H251**

## HD 12i Tandem rollers of weight class 2.5 t

### Scope of supply – basic machine

Diesel engine

Manufacturer:

KUBOTA

Type:

D1803-CR

Power ISO 14396, kW/PS/rpm:

24.0/32,6/2200

Emission standard:

EU Stage V / EPA Tier 4

Exhaust gas after-treatment:

DOC-DPF

Operating voltage:

12 V

Machine equipment

12 V outlet

3-point articulation

Dashboard with displays, indicator lights and switches

Dashboard cover, lockable and weather-resistant

Compressed water sprinkling system

Operator's platform with entry from both sides

Left and right drive lever

V-belt protection

Mechanical battery isolation switch

Mechanical track offset

Automatic vibration system

Water filtering (triple)

Central lifting bracket

Central water drain

---

<b>HD 12i VV H251</b>	<b>55,983.00 USD</b>
-----------------------	----------------------

<b>HD 12i VT H251</b>	<b>60,001.00 USD</b>
-----------------------	----------------------

<b>HD 12i VO H251</b>	<b>66,376.00 USD</b>
-----------------------	----------------------

- Standard
- o Optionally available
- Not available
- Δ Order from headquarter
- ▲ Preset

HD 12i VV	HD 12i VT	HD 12i VO
-----------	-----------	-----------

## Mandatory Options

### Paintwork

standard color (RAL 2004 + RAL 7015)	USD	•	•	•
Special painting (RAL... + RAL 7015)	1,219.00 USD	o	o	o
Special painting (RAL... + RAL ...)	4,351.00 USD	o	o	o

### CE conformity

Version with CE conformity	USD	•	•	•
----------------------------	-----	---	---	---

### Warning marker

Warning labels according to ANSI	USD	•	•	•
----------------------------------	-----	---	---	---

### Wiper

Plastic scraper, rigid	-457.00 USD	o	o	o
Plastic scraper, foldable	USD	•	•	•

### Construction

ROPS foldable	USD	•	•	•
---------------	-----	---	---	---

### Driver seat

Driver seat, black imitation leather	USD	•	•	•
Driver seat, black imitation leather; comfort version	485.00 USD	o	o	o

### Lighting package as per road traffic regulations

Lighting package as per road traffic regulations	USD	•	•	•
--	-----	---	---	---

### Hydraulic oil

Hydraulic oil	USD	•	•	•
---------------	-----	---	---	---

### Technical documentation

Technical documentation – country-specific version for North America (US)	USD	•	•	•
---	-----	---	---	---

### Service documentation

English spare parts and application documentation (EN)	USD	•	•	•
--	-----	---	---	---

## Equipment Options

### Safety belt monitoring

Safety belt monitoring	1,012.00 USD	o	o	o
------------------------	--------------	---	---	---

### thermal aprons

thermal aprons	4,587.00 USD	-	o	-
----------------	--------------	---	---	---

### all-wheel lock

all-wheel lock	1,691.00 USD	o	o	o
----------------	--------------	---	---	---

### Anti-freeze protection injection

Anti-freeze protection injection	208.00 USD	o	o	o
----------------------------------	------------	---	---	---

### HCQ compaction meter

HAMM Compaction Meter (HCM)	4,434.00 USD	o	o	o
-----------------------------	--------------	---	---	---

### HAMM Temperature Meter (HTM)

HAMM Temperature Meter (HTM), front	2,120.00 USD	o	o	o
-------------------------------------	--------------	---	---	---

### Back-up alarm

Back-up alarm	USD	•	•	•
---------------	-----	---	---	---

### working lights

Working lights on ROPS, 2-fold, halogen	457.00 USD	o	o	o
Working lights on ROPS, 4-fold, halogen	1,039.00 USD	o	o	o



Working lights on ROPS, 2-fold, LED	804.00 USD	o	o	o
Working lights on ROPS, 4-fold, LED	1,538.00 USD	o	o	o
<b>rotating beacon light</b>				
Rotating beacon, halogen	596.00 USD	o	o	o
Rotating beacon, LED	707.00 USD	o	o	o
<b>Drum edge lighting</b>				
Drum edge lighting, LED	1,219.00 USD	o	-	o
Drum edge lighting, LED	540.00 USD	-	o	-
<b>Cup holder</b>				
Cup holder	222.00 USD	o	o	o
<b>Battery isolation switch</b>				
Battery isolation switch, electronic	277.00 USD	o	o	o

#### Documentation

<b>Technical documentation for additional set – country-specific version for North America (US)</b>		o	o	o
	430.00 USD			

1/1/2021

---

**Price list Series H285**

## HD 13i - 14i Tandem rollers of weight class 4.5 t

**Scope of supply – basic machine**

Diesel engine

Manufacturer:

KUBOTA

Type:

V2403-CR

Power ISO 14396, kW/PS/rpm:

37.4/50,9/2700

Emission standard:

EU Stage V / EPA Tier 4

Exhaust gas after-treatment:

DOC-DPF

Operating voltage:

12 V

Machine equipment

12 V outlet

3-point articulation

Dashboard with displays, indicator lights and switches

Dashboard cover, lockable and weather-resistant

Compressed water sprinkling system

Operator's platform with entry from both sides

Left and right drive lever

V-belt protection

Mechanical battery isolation switch

Mechanical track offset

Automatic vibration system

Water filtering (triple)

Central water drain

---

<b>HD 13i VV H285</b>	<b>71,919.00 USD</b>
<b>HD 14i VV H285</b>	<b>75,937.00 USD</b>
<b>HD 13i VT H285</b>	<b>76,769.00 USD</b>
<b>HD 14i VT H285</b>	<b>81,064.00 USD</b>
<b>HD 13i VO H285</b>	<b>84,944.00 USD</b>
<b>HD 14i VO H285</b>	<b>89,240.00 USD</b>

- Standard
- o Optionally available
- Not available
- Δ Order from headquarter
- ▲ Preset

HD 13i VV	HD 14i VV	HD 13i VT	HD 14i VT	HD 13i VO	HD 14i VO
-----------	-----------	-----------	-----------	-----------	-----------

### Mandatory Options

#### Paintwork

standard color (RAL 2004 + RAL 7015)

Special painting (RAL... + RAL 7015)

Special painting (RAL... + RAL ...)

#### CE conformity

Version with CE conformity

#### Warning marker

Warning labels according to ANSI

#### Displayed unit of temperature

Displayed unit of temperature is °F

#### Wiper

Plastic scraper, foldable

#### Construction

ROPS cab with heating

ROPS foldable

#### Driver seat

Driver seat, black imitation leather; comfort version

#### Lighting package as per road traffic regulations

Lighting package as per road traffic regulations

#### Hydraulic oil

Hydraulic oil

#### Service documentation

English spare parts and application documentation (EN)

#### Technical documentation

Technical documentation – country-specific version for North America (US)

1,219.00 USD

4,351.00 USD

22,282.00 USD

### Equipment Options

#### Safety belt monitoring

Safety belt monitoring

#### radio

Radio system, complete

#### Protective roof

Metal protective roof on ROPS with integrated FOPS-approved (level I)

#### Grit spreader

Preparation for chip spreader attachment

Preparation for chip spreader attachment and adapter bracket, rigid

HAMM line spreader HLS 120, complete, rigid version

#### Grit spreader, canvas cover

Grit spreader, canvas cover

#### Spreading quantity adjustment, electrical

Spreading quantity adjustment, electrical

#### thermal aprons

1,012.00 USD

928.00 USD

2,494.00 USD

3,825.00 USD

5,210.00 USD

19,095.00 USD

1,039.00 USD

845.00 USD

thermal aprons	4,587.00 USD	-	-	○	○	-	-
<b>all-wheel lock</b>							
all-wheel lock	3,132.00 USD	○	○	○	○	○	○
<b>Anti-freeze protection injection</b>							
Anti-freeze protection injection	208.00 USD	○	○	○	○	○	○
<b>HCQ compaction meter</b>							
HAMM Compaction Meter (HCM)	3,686.00 USD	○	○	○	○	○	○
<b>Automatic motor stop</b>							
Automatic motor stop	166.00 USD	Δ	Δ	Δ	Δ	Δ	Δ
<b>HAMM Temperature Meter (HTM)</b>							
HAMM Temperature Meter (HTM), front	2,217.00 USD	○	○	○	○	○	○
<b>Back-up alarm</b>							
Back-up alarm		●	●	●	●	●	●
<b>working lights</b>							
Working lights on ROPS, 2-fold, halogen	457.00 USD	○	○	○	○	○	○
Working lights on ROPS, 4-fold, halogen	1,039.00 USD	○	○	○	○	○	○
Working lights on ROPS, 2-fold, LED	804.00 USD	○	○	○	○	○	○
Working lights on ROPS, 4-fold, LED	1,538.00 USD	○	○	○	○	○	○
<b>rotating beacon light</b>							
Rotating beacon on ROPS with protective roof, LED	818.00 USD	○	○	○	○	○	○
Rotating beacon on ROPS with metal protective roof, LED	845.00 USD	○	○	○	○	○	○
<b>Drum edge lighting</b>							
Drum edge lighting, LED	1,219.00 USD	○	○	-	-	○	○
Drum edge lighting, LED	540.00 USD	-	-	○	○	-	-
<b>Battery isolation switch</b>							
Battery isolation switch, electronic	651.00 USD	○	○	○	○	○	○
<b>Documentation</b>							
<b>Technical documentation for additional set – country-specific version for North America (US)</b>	430.00 USD	○	○	○	○	○	○

---

**Price list Series H264**

## HD 14i TT Pneumatic tire rollers for weight class 3.5 t

**Scope of supply – basic machine**

Diesel engine

Manufacturer:

KUBOTA

Type:

V2403-CR

Power ISO 14396, kW/PS/rpm:

37.4/50,9/2700

Emission standard:

EU Stage V / EPA Tier 4

Exhaust gas after-treatment:

DOC-DPF

Operating voltage:

12 V

Machine equipment

12 V outlet

3-point articulation

Dashboard with displays, indicator lights and switches

Dashboard cover, lockable and weather-resistant

Handrails

Battery isolation switch

Compressed water sprinkling system

Operator's platform with entry from both sides

Hydrostatic steering

Vibration-isolated operator's platform

CompactLine front suspension eyelet

---

**HD 14i TT H264****89,379.00 USD**

- Standard
- o Optionally available
- Not available
- △ Order from headquarter
- ▲ Preset

HD 14i TT

## Mandatory Options

### Tire

1 set of wheels with smooth tires

### Paintwork

standard color (RAL 2004 + RAL 7015)

Special painting (RAL... + RAL 7015)

1,219.00 USD

Special painting (RAL... + RAL ...)

4,351.00 USD

### CE conformity

Version with CE conformity

### Warning marker

Warning labels according to ANSI

### Construction

ROPS foldable

ROPS cab with heating

22,282.00 USD

### Driver seat

Driver seat, black imitation leather; comfort version

### Lighting package as per road traffic regulations

Lighting package as per road traffic regulations

### Hydraulic oil

Hydraulic oil

### Service documentation

English spare parts and application documentation (EN)

### Technical documentation

Technical documentation – country-specific version for North America (US)

## Equipment Options

### Safety belt monitoring

Safety belt monitoring

1,012.00 USD

### radio

Radio system, complete

928.00 USD

### fire extinguisher

fire extinguisher

333.00 USD

### Protective roof

Metal protective roof on ROPS with integrated FOPS-approved (level I)

2,494.00 USD

### Additional load

Steel ballasting (617 lb), installed

2,855.00 USD

### thermal aprons

thermal aprons

4,310.00 USD

### Additive sprinkling

Additive sprinkling

1,774.00 USD

### all-wheel lock

all-wheel lock

3,132.00 USD

### Anti-freeze protection injection

Anti-freeze protection injection

208.00 USD

### HAMM Temperature Meter (HTM)

HAMM Temperature Meter (HTM), front

2,217.00 USD



### Displayed unit of temperature

Displayed unit of temperature is °F



### Automatic motor stop

Automatic motor stop

166.00 USD



### Back-up alarm

Back-up alarm



### working lights

Working lights on ROPS, 2-fold, halogen

457.00 USD



Working lights on ROPS, 4-fold, halogen

1,039.00 USD



Working lights on ROPS, 2-fold, LED

804.00 USD



Working lights on ROPS, 4-fold, LED

1,538.00 USD



Working lights on metal protective roof, 4-fold, LED

1,718.00 USD



### rotating beacon light

Rotating beacon, halogen

596.00 USD



Rotating beacon, LED

707.00 USD



Rotating beacon on ROPS with protective roof, LED

818.00 USD



Rotating beacon on ROPS with metal protective roof, LED

845.00 USD



### Battery isolation switch

Battery isolation switch, electronic

651.00 USD



### Documentation

### Technical documentation for additional set – country-specific version for North America (US)

430.00 USD



## Price list Series H186

# HD+ 70i - 80i Tandem rollers of weight class 7–8 t

### Scope of supply – basic machine

Diesel engine  
 Manufacturer:  
 DEUTZ  
 Type:  
 TCD 2.9 L4  
 Power rat. ISO 14396, kW/PS/rpm:  
 55,4/75,3/2500  
 Emission standard:  
 EU Stage IIIB/EPA Tier 4  
 Exhaust gas after-treatment:  
 DOC  
 Operating voltage:  
 12 V  
 Machine equipment  
 2 water pumps  
 Foldable scraper  
 Dashboard with displays, indicator lights and switches  
 Tilttable dashboard  
 Spring-mounted driver's seat with armrests and safety belt  
 Hammtronic—electronic machine management  
 Seat-operating unit, adjustable sideways and rotatable  
 Track offset  
 Vibration front, rear, and double switchable  
 Spray system with spray bars front and rear  
 Water filtering (triple)  
 Water tank front and rear, can be filled from both sides  
 Central water drain

<b>HD+ 70i VV H186</b>	<b>135,107.00 USD</b>
<b>HD+ 70i VV-HF H186</b>	<b>138,571.00 USD</b>
<b>HD+ 70i VO H186</b>	<b>153,953.00 USD</b>
<b>HD+ 70i VT H186</b>	<b>143,560.00 USD</b>
<b>HD+ 80i VV H186</b>	<b>144,114.00 USD</b>
<b>HD+ 80i VV-HF H186</b>	<b>147,994.00 USD</b>
<b>HD+ 80i VO H186</b>	<b>165,731.00 USD</b>
<b>HD+ 80i VT H186</b>	<b>155,339.00 USD</b>
<b>HD+ 80i VV-S H186</b>	<b>175,570.00 USD</b>
<b>HD+ 80i VO-S H186</b>	<b>185,270.00 USD</b>
<b>HD+ 80i VT-S H186</b>	<b>172,106.00 USD</b>
<b>HD+ 80i OT H186</b>	<b>176,956.00 USD</b>







## Price list Series H242

# HD+ 90i - 110i Tandem rollers of weight class 9–11 t

### Scope of supply – basic machine

Diesel engine  
 Manufacturer:  
 DEUTZ  
 Type:  
 TCD 3.6 L4  
 Power rat. ISO 14396, kW/PS/rpm:  
 85,0/115,6/2300  
 Emission standard:  
 EU Stage IV / EPA Tier 4  
 Exhaust gas after-treatment:  
 DOC-SCR  
 Operating voltage:  
 12 V  
 Machine equipment  
 2 water pumps  
 Foldable scraper  
 Tilttable dashboard  
 Operating concept Easy Drive  
 Spring-mounted driver's seat with armrests and safety belt  
 Hammtronic—electronic machine management  
 Seat-operating unit, adjustable sideways and rotatable  
 Track offset  
 Vibration parameters, adjustable individually  
 Spray system with spray bars front and rear  
 Water filtering (triple)  
 Water tank front and rear, can be filled from both sides  
 Central water drain

<b>HD+ 90i VV H242</b>	<b>159,219.00 USD</b>
<b>HD+ 90i VV-HF H242</b>	<b>163,930.00 USD</b>
<b>HD+ 90i VO H242</b>	<b>180,004.00 USD</b>
<b>HD+ 90i VV-S H242</b>	<b>199,820.00 USD</b>
<b>HD+ 90i VO-S H242</b>	<b>217,557.00 USD</b>
<b>HD+ 90i VT H242</b>	<b>173,214.00 USD</b>
<b>HD+ 90i VT-S H242</b>	<b>188,319.00 USD</b>
<b>HD+ 110i VV H242</b>	<b>167,117.00 USD</b>
<b>HD+ 110i VV-HF H242</b>	<b>171,967.00 USD</b>
<b>HD+ 110i VO H242</b>	<b>189,289.00 USD</b>
<b>HD+ 110i VT H242</b>	<b>182,499.00 USD</b>

- |               |
|---------------|
| HD+ 90i VV    |
| HD+ 90i VV-HF |
| HD+ 90i VO    |
| HD+ 90i VV-S  |
| HD+ 90i VO-S  |
| HD+ 90i VT    |
| HD+ 90i VT-S  |
| HD+ 110i VV   |
| HD+ 110i VV-H |
| HD+ 110i VO   |
| HD+ 110i VT   |

## Paintwork

[illegible][illegible]

● - ● ● ● ● ● ● ● - ● ●

9,104.00 USD

[illegible][illegible][illegible]

2.841,00 USD

○ ○ ○ ○ ○ ○ ○ ○ ○ ○ ○ ○

### Driver seat backrest extension

[illegible]

166.00 USD ○ ○ ○ ○ ○ ○ ○ ○ ○ ○ ○ ○

[illegible][illegible]

1.732.00 USD

402.00 USD ○ ○ ○ ○ ○ ○ ○ ○ ○ ○ ○ ○

[illegible]

[illegible]

**Battery isolation switch**

[illegible]

## Documentation

Technical documentation for additional set – country-specific version for North America (US) 430.00 USD

430.00 USD

---

**Price list Series H274**

## HD+ 120i - 140i Tandem rollers of weight class 12–14 t

**Scope of supply – basic machine**

Diesel engine

Manufacturer:

DEUTZ

Type:

TCD 4.1 L4

Power rat. ISO 14396, kW/PS/rpm:

115,0/156,4/2300

Emission standard:

EU Stage V / EPA Tier 4

Exhaust gas after-treatment:

DOC-DPF-SCR

Operating voltage:

12 V

Machine equipment

2 water pumps

Foldable scraper

Tiltable dashboard

Operating concept Easy Drive

Spring-mounted driver's seat with armrests and safety belt

Hammtronic—electronic machine management

Seat-operating unit, adjustable sideways and rotatable

Track offset

Axially adjustable compaction parameters

Spray system with spray bars front and rear

Water filtering (triple)

Water tank front and rear, can be filled from both sides

Central water drain

---

<b>HD+ 120i VV H274</b>	<b>181,667.00 USD</b>
<b>HD+ 140i VV H274</b>	<b>204,116.00 USD</b>
<b>HD+ 120i VV-HF H274</b>	<b>187,764.00 USD</b>
<b>HD+ 140i VV-HF H274</b>	<b>210,074.00 USD</b>
<b>HD+ 120i VO H274</b>	<b>211,737.00 USD</b>
<b>HD+ 140i VO H274</b>	<b>238,759.00 USD</b>

- Standard
- o Optionally available
- Not available
- △ Order from headquarter
- ▲ Preset

HD+ 120i VV	HD+ 140i VV	HD+ 120i VV-H	HD+ 140i VV-H	HD+ 120i VO	HD+ 140i VO
-------------	-------------	---------------	---------------	-------------	-------------

## Mandatory Options

### Paintwork

standard color (RAL 2004 + RAL 7015)

Special painting (RAL... + RAL 7015)

Special painting (RAL... + RAL ...)

### CE conformity

Version with CE conformity

### Warning marker

Warning labels according to ANSI

### System of units

Display of the units of measurement, US units

### Construction

ROPS cabin with non-split doors, FOPS-approved (level I)

ROPS cab with split doors, FOPS-tested (Level I)

ROPS, rigid

### Air conditioning

heating and airconditioning

### Driver seat

Driver seat, black imitation leather

### Steering

Steering unit, standard

### Armrest

Multifunction armrest, right, foldable

### adjustable steering column

Steering column with comfort exit and tiltable dashboard

### Lighting package as per road traffic regulations

Lighting package as per road traffic regulations

### Hydraulic oil

Hydraulic oil

### Service documentation

English spare parts and application documentation (EN)

### Technical documentation

Technical documentation – country-specific version for North America (US)

2,037.00 USD

6,776.00 USD

9,492.00 USD

12,222.00 USD

13,525.00 USD

## Equipment Options

### Driver seat backrest extension

Backrest extension for driver's seat, black imitation leather

### Safety belt monitoring

Safety belt monitoring

### Drive lever

Armrest comfort setting, left

### HCQ navigator

Preparation for HCQ Navigator, at cabin

Preparation for HCQ Navigator, at ROPS

Process data interface for third-party systems, asphalt construction

388.00 USD

166.00 USD

11,848.00 USD

11,848.00 USD

1,732.00 USD



## dashboard cover

Dashboard cover, lockable

402.00 USD ○ ○ ○ ○ ○ ○

## Protective roof

Protective roof, plastic, on ROPS

● ● ● ● ● ●

## edge pressing equipment

Edge pressing and cutting equipment with track indicator, front left

9,035.00 USD ○ ○ ○ ○ ○ ○

Edge pressing and cutting equipment with track indicator, front right

9,035.00 USD ○ ○ ○ ○ ○ ○

Edge pressing and cutting equipment with track indicator, front left and right

18,084.00 USD ○ ○ ○ ○ ○ ○

## Cutting wheel

pressing roll 45 degrees, 1 3/16 in layer

762.00 USD ○ ○ ○ ○ ○ ○

pressing roll 45 degrees, 1 31/32 in layer

443.00 USD ○ ○ ○ ○ ○ ○

pressing roll 45 degrees, 3 5/32 in layer

499.00 USD ○ ○ ○ ○ ○ ○

pressing roll 45 degrees, 4 23/32 in layer

568.00 USD ○ ○ ○ ○ ○ ○

pressing roll 60 degrees, 1 3/16 in layer

748.00 USD ○ ○ ○ ○ ○ ○

pressing roll 60 degrees, 1 31/32 in layer

568.00 USD ○ ○ ○ ○ ○ ○

pressing roll 60 degrees, 3 5/32 in layer

651.00 USD ○ ○ ○ ○ ○ ○

pressing roll 60 degrees, 4 23/32 in layer

721.00 USD ○ ○ ○ ○ ○ ○

1,095.00 USD ○ ○ ○ ○ ○ ○

## Anti-freeze protection injection

Anti-freeze protection injection

● ● ● ● ● ●

## Frequency control

Frequency control

● ● ● ● ● ●

## Automatic motor stop

Automatic motor stop

● ● ● ● ● ●

## HAMM Temperature Meter (HTM)

HAMM Temperature Meter (HTM), front

2,162.00 USD ○ ○ ○ ○ ○ ○

HAMM Temperature Meter (HTM), rear

2,162.00 USD ○ ○ ○ ○ ○ ○

HAMM Temperature Meter (HTM), front and rear

4,323.00 USD ○ ○ ○ ○ ○ ○

## Track offset display

Track offset display

● ● ● ● ● ●

## Camera system

Rear camera system, (cabin only)

4,808.00 USD ○ ○ ○ ○ ○ ○

## Back-up alarm

Back-up alarm

● ● ● ● ● ●

## Telematics system

WITOS FleetView (MF3, 4G) – professional telematics solution for machine operation and service optimization

● ● ● ● ● ●

## working lights, ready

Preparation for working lights or rotating beacon, at ROPS/protective roof

USD ● ● ● ● ● ●

## working lights

Working lights on plastic protective roof, 4-fold, LED

● ● ● ● ● ●

## Coming home function

Coming home function

● ● ● ● ● ●

## rotating beacon light

Rotating beacon on cabin, halogen

624.00 USD ○ ○ ○ ○ ○ ○

Rotating beacon on plastic protective roof, halogen

707.00 USD ○ ○ ○ ○ ○ ○

Rotating beacon on cabin, LED

831.00 USD ○ ○ ○ ○ ○ ○

Rotating beacon on ROPS with protective roof, plastic, LED

831.00 USD ○ ○ ○ ○ ○ ○

## Drum edge lighting

Drum edge lighting, LED

● ● ● ● ● ●

## lunchbox holder

lunchbox holder						
<b>Cup holder</b>						
Cup holder	319.00 USD	<input type="radio"/>	<input type="radio"/>	<input type="radio"/>	<input type="radio"/>	<input type="radio"/>
<b>Mobile cooling box</b>						
Mobile cooling box	1,441.00 USD	<input type="radio"/>	<input type="radio"/>	<input type="radio"/>	<input type="radio"/>	<input type="radio"/>
<b>Battery isolation switch</b>						
Battery isolation switch, electronic	845.00 USD	<input type="radio"/>	<input type="radio"/>	<input type="radio"/>	<input type="radio"/>	<input type="radio"/>
<b>Documentation</b>						
<b>Technical documentation for additional set – country-specific version for North America (US)</b>	430.00 USD	<input type="radio"/>	<input type="radio"/>	<input type="radio"/>	<input type="radio"/>	<input type="radio"/>



# HAMM

A WIRTGEN GROUP COMPANY

## Price list Series H277

### DV+ 70i Tandem rollers of weight class 7 t

#### Scope of supply – basic machine

Diesel engine

Manufacturer:

KUBOTA

Type:

V3307-CR-T

Power rat. ISO 14396, kW/PS/rpm:

55,4/75,3/2200

Emission standard:

EU Stage V / EPA Tier 4

Exhaust gas after-treatment:

DOC-DPF

Operating voltage:

12 V

Machine equipment

12 V outlets (double)

2 large working and rear view mirrors

2 water pumps

Foldable scraper

Operating concept Easy Drive

Lighting package as per road traffic regulations

Pressurized refilling of water tanks from below

ECO mode

Spring-mounted driver's seat with armrests and safety belt

Cup holder

Hammtronic—electronic machine management

Cabin floor window, front and rear

Seat-operating unit, adjustable sideways and rotatable

Spray system with spray bar front and rear

Water filtering (triple)

Water tank front and rear, can be filled from both sides

Central water drain

<b>DV+ 70i VV-S H277</b>	<b>190,951.00</b>	<b>USD</b>
<b>DV+ 70i VT-S H277</b>	<b>198,850.00</b>	<b>USD</b>
<b>DV+ 70i VO-S H277</b>	<b>203,146.00</b>	<b>USD</b>
<b>DV+ 70i VS-OS H277</b>	<b>228,781.00</b>	<b>USD</b>

- Standard
- o Optionally available
- Not available
- Δ Order from headquarter
- ▲ Preset

DV+ 70i VV-S	DV+ 70i VT-S	DV+ 70i VO-S	DV+ 70i VS-OS
--------------	--------------	--------------	---------------

## Mandatory Options

### Paintwork

standard color (RAL 2004 + RAL 7015)

Special painting (RAL... + RAL 7015)

1,926.00 USD Δ Δ Δ Δ

Special painting (RAL... + RAL ...)

6,444.00 USD Δ Δ Δ Δ

### CE conformity

Version with CE conformity

• • • •

### Warning marker

Warning labels according to ANSI

• • • •

### System of units

Display of the units of measurement, US units

• • • •

### Construction

ROPS cabin with split doors

5,931.00 USD o o o o

ROPS with metal protective roof

• • • •

### Air conditioning

heating and airconditioning

13,372.00 USD o o o o

### Driver seat

Driver seat, black imitation leather

• • • •

### Armrest

Multifunction armrest, rigid

• • • •

Multifunction armrest, right, foldable

277.00 USD o o o o

### Seat adjustment

Mechanical adjustment of seat-operating unit

• • • •

### Lighting package as per road traffic regulations

Lighting package, halogen, as per road traffic regulations

• • • •

### Camera system

Camera system, front and rear

• • • •

Camera system—front, rear and chip spreader

2,577.00 USD o o o o

Camera system, front, rear and and preparation for chip spreader

1,330.00 USD o o o o

### Hydraulic oil

Hydraulic oil

• • • •

### Technical documentation

Technical documentation – country-specific version for North America (US)

• • • •

### Service documentation

English spare parts and application documentation (EN)

• • • •

## Equipment Options

### Driver seat backrest extension

Backrest extension for driver's seat, black imitation leather

• • • •

### Armrest folding mechanism

Armrest comfort setting, left

194.00 USD o o o o

### Safety belt monitoring

Safety belt monitoring

388.00 USD o o o o

### HCQ navigator

Preparation for HCQ Navigator	11,848.00	USD	○	○	○	○
Process data interface for third-party systems, asphalt construction	1,746.00	USD	○	○	○	○
<b>dashboard cover</b>						
Dashboard cover, lockable			●	●	●	●
<b>edge pressing equipment</b>						
Edge pressing and cutting equipment with track indicator, front left	9,160.00	USD	○	○	○	○
Edge pressing and cutting equipment with track indicator, front right	9,160.00	USD	○	○	○	○
Edge pressing and cutting equipment with track indicator, rear left	9,160.00	USD	○	-	○	○
Edge pressing and cutting equipment with track indicator, rear right	9,160.00	USD	○	-	○	○
Edge pressing and cutting equipment with track indicator, front left and right	18,319.00	USD	○	○	○	○
Edge pressing and cutting equipment with track indicator, front right and rear left	18,319.00	USD	○	-	○	○
Edge pressing and cutting equipment with track indicator, front right and rear right	18,319.00	USD	○	○	○	○
<b>Cutting wheel</b>	762.00	USD	○	○	○	○
<b>pressing roll 45 degrees, 1 3/16 in layer</b>	443.00	USD	○	○	○	○
<b>pressing roll 45 degrees, 1 31/32 in layer</b>	499.00	USD	○	○	○	○
<b>pressing roll 45 degrees, 3 5/32 in layer</b>	568.00	USD	○	○	○	○
<b>pressing roll 45 degrees, 4 23/32 in layer</b>	748.00	USD	○	○	○	○
<b>pressing roll 60 degrees, 1 3/16 in layer</b>	568.00	USD	○	○	○	○
<b>pressing roll 60 degrees, 1 31/32 in layer</b>	651.00	USD	○	○	○	○
<b>pressing roll 60 degrees, 3 5/32 in layer</b>	721.00	USD	○	○	○	○
<b>pressing roll 60 degrees, 4 23/32 in layer</b>	1,095.00	USD	○	○	○	○
<b>Pressing roll, diameter 200 mm, 180 mm wide</b>	1,095.00	USD	○	○	○	○
<b>Chip spreader accessories</b>						
Parking device for chip spreader, foldable	2,383.00	USD	○	○	○	○
<b>thermal aprons</b>						
thermal aprons	4,143.00	USD	-	○	-	-
<b>Anti-freeze protection injection</b>						
Anti-freeze protection injection			●	●	●	●
<b>central lubrication system</b>						
Central grease points	1,968.00	USD	○	○	○	○
<b>bypass filter system</b>						
bypass filter system	2,134.00	USD	○	○	○	○
<b>HCQ compaction meter</b>						
HAMM Compaction Meter (HCM)	8,162.00	USD	○	○	○	○
<b>Automatic motor stop</b>						
Automatic motor stop			●	●	●	●
<b>speedometer</b>						
speedometer	582.00	USD	○	○	○	○
<b>HAMM Temperature Meter (HTM)</b>						
HAMM Temperature Meter (HTM), front	1,982.00	USD	○	○	○	○
HAMM Temperature Meter (HTM), front and rear	4,019.00	USD	○	○	○	○
<b>Back-up alarm</b>						
Back-up alarm			●	●	●	●
<b>Telematics system</b>						
WITOS FleetView (MF3, 4G) – professional telematics solution for machine operation and service optimization			●	●	●	●
<b>working lights</b>						

Working lights, 4-fold, halogen	-873.00	USD	<input type="radio"/>	<input type="radio"/>	<input type="radio"/>	<input type="radio"/>
Working lights, 4-fold, LED		USD	<input checked="" type="radio"/>	<input checked="" type="radio"/>	<input checked="" type="radio"/>	<input checked="" type="radio"/>
<b>rotating beacon light</b>						
Rotating beacon, halogen	554.00	USD	<input type="radio"/>	<input type="radio"/>	<input type="radio"/>	<input type="radio"/>
Rotating beacon, LED	637.00	USD	<input type="radio"/>	<input type="radio"/>	<input type="radio"/>	<input type="radio"/>
<b>drum lighting</b>						
Drum lighting, LED			<input checked="" type="radio"/>	<input checked="" type="radio"/>	<input checked="" type="radio"/>	<input checked="" type="radio"/>
<b>Drum edge lighting</b>						
Drum edge lighting, LED			<input checked="" type="radio"/>	<input checked="" type="radio"/>	<input checked="" type="radio"/>	<input checked="" type="radio"/>
<b>Sun blind</b>						
Sun blind, front and rear	499.00	USD	<input type="radio"/>	<input type="radio"/>	<input type="radio"/>	<input type="radio"/>
<b>Coming home function</b>						
Coming home function			<input checked="" type="radio"/>	<input checked="" type="radio"/>	<input checked="" type="radio"/>	<input checked="" type="radio"/>
<b>Documentation</b>						
<b>Technical documentation for additional set – country-specific version for North America (US)</b>	430.00	USD	<input type="radio"/>	<input type="radio"/>	<input type="radio"/>	<input type="radio"/>



## Price list Series H278

### DV+ 90i Tandem rollers of weight class 9 t

#### Scope of supply – basic machine

Diesel engine

Manufacturer:

DEUTZ

Type:

TCD 3.6 L4

Power ISO 14396, kW/PS/rpm:

74,4/101,2/2200

Emission standard:

EU Stage V / EPA Tier 4

Exhaust gas after-treatment:

DOC-DPF-SCR

Operating voltage:

12 V

Machine equipment

12 V outlets (double)

2 large working and rear view mirrors

2 water pumps

Foldable scraper

Operating concept Easy Drive

Lighting package as per road traffic regulations

Pressurized refilling of water tanks from below

ECO mode

Spring-mounted driver's seat with armrests and safety belt

Cup holder

Hammtronic—electronic machine management

Cabin floor window, front and rear

Seat-operating unit, adjustable sideways and rotatable

Spray system with spray bar front and rear

Water filtering (triple)

Water tank front and rear, can be filled from both sides

Central water drain

<b>DV+ 90i VV-S H278</b>	<b>220,606.00</b>	<b>USD</b>
<b>DV+ 90i VT-S H278</b>	<b>225,871.00</b>	<b>USD</b>
<b>DV+ 90i VO-S H278</b>	<b>242,500.00</b>	<b>USD</b>
<b>DV+ 90i VS-OS H278</b>	<b>260,930.00</b>	<b>USD</b>

- Standard
- o Optionally available
- Not available
- Δ Order from headquarter
- ▲ Preset

DV+ 90i VV-S	DV+ 90i VT-S	DV+ 90i VO-S	DV+ 90i VS-OS
--------------	--------------	--------------	---------------

## Mandatory Options

### Paintwork

standard color (RAL 2004 + RAL 7015)

Special painting (RAL... + RAL 7015)

1,926.00

USD

Special painting (RAL... + RAL ...)

6,444.00

USD

### CE conformity

Version with CE conformity

### Warning marker

Warning labels according to ANSI

### System of units

Display of the units of measurement, US units

### Construction

ROPS cabin with split doors

5,931.00

USD

ROPS with metal protective roof

### Air conditioning

heating and airconditioning

13,372.00

USD

### Driver seat

Driver seat, black imitation leather

### Armrest

Multifunction armrest, right, foldable

### Seat adjustment

Mechanical adjustment of seat-operating unit

### Lighting package as per road traffic regulations

Lighting package, halogen, as per road traffic regulations

### Camera system

Camera system, front and rear

Camera system—front, rear and chip spreader

2,577.00

USD

Camera system, front, rear and and preparation for chip spreader

1,330.00

USD

### Hydraulic oil

Hydraulic oil

### Service documentation

English spare parts and application documentation (EN)

### Technical documentation

Technical documentation – country-specific version for North America (US)

## Equipment Options

### Driver seat backrest extension

Backrest extension for driver's seat, black imitation leather

### Safety belt monitoring

Safety belt monitoring

388.00

USD

### Armrest folding mechanism

Armrest comfort setting, left

194.00

USD

Armrest comfort setting, left, at driver's seat with high backrest

194.00

USD



## HCQ navigator

Preparation for HCQ Navigator

11,848.00 USD ○ ○ ○ ○

Process data interface for third-party systems, asphalt construction

1,746.00 USD ○ ○ ○ ○

## fire extinguisher

fire extinguisher

333.00 USD ○ ○ ○ ○

## dashboard cover

Dashboard cover, lockable

● ● ● ●

## Spray bar wind deflector

Spray bar wind deflector

887.00 USD ○ - ○ ○

## edge pressing equipment

Edge pressing and cutting equipment with track indicator, front left

9,160.00 USD ○ ○ ○ ○

Edge pressing and cutting equipment with track indicator, front right

9,160.00 USD ○ ○ ○ ○

Edge pressing and cutting equipment with track indicator, rear right

9,160.00 USD ○ - ○ ○

Edge pressing and cutting equipment with track indicator, rear left

9,160.00 USD ○ - ○ ○

Edge pressing and cutting equipment with track indicator, front left and right

18,319.00 USD ○ ○ ○ ○

Edge pressing and cutting equipment with track indicator, front right and rear left

18,319.00 USD ○ - ○ ○

Edge pressing and cutting equipment with track indicator, front right and rear right

18,319.00 USD ○ - ○ ○

## Cutting wheel

762.00 USD ○ ○ ○ ○

pressing roll 45 degrees, 1 3/16 in layer

443.00 USD ○ ○ ○ ○

pressing roll 45 degrees, 1 31/32 in layer

499.00 USD ○ ○ ○ ○

pressing roll 45 degrees, 3 5/32 in layer

568.00 USD ○ ○ ○ ○

pressing roll 45 degrees, 4 23/32 in layer

748.00 USD ○ ○ ○ ○

pressing roll 60 degrees, 1 3/16 in layer

568.00 USD ○ ○ ○ ○

pressing roll 60 degrees, 1 31/32 in layer

651.00 USD ○ ○ ○ ○

pressing roll 60 degrees, 3 5/32 in layer

721.00 USD ○ ○ ○ ○

pressing roll 60 degrees, 4 23/32 in layer

1,095.00 USD ○ ○ ○ ○

Pressing roll, diameter 200 mm, 180 mm wide

1,095.00 USD ○ ○ ○ ○

## thermal aprons

thermal aprons

4,143.00 USD - ○ - -

## Anti-freeze protection injection

Anti-freeze protection injection

● ● ● ●

## speedometer

speedometer

582.00 USD ○ ○ ○ ○

## Automatic motor stop

Automatic motor stop

● ● ● ●

## HAMM Temperature Meter (HTM)

HAMM Temperature Meter (HTM), front

1,982.00 USD ○ ○ ○ ○

HAMM Temperature Meter (HTM), front and rear

4,019.00 USD ○ ○ ○ ○

## Back-up alarm

Back-up alarm, sound-modulating (White Sound®)

● ● ● ●

## Telematics system

WITOS FleetView (MF3, 4G) – professional telematics solution for machine operation and service optimization

● ● ● ●

## working lights

Working lights, 4-fold, LED

● ● ● ●

## rotating beacon light

Rotating beacon, halogen

554.00 USD ○ ○ ○ ○

Rotating beacon, LED	637.00	USD	<div><div></div></div>	<div><div></div></div>	<div><div></div></div>	<div><div></div></div>
<b>Drum edge lighting</b>						
Drum edge lighting, LED			<div><div></div></div>	<div><div></div></div>	<div><div></div></div>	<div><div></div></div>
<b>drum lighting</b>						
Drum lighting, LED			<div><div></div></div>	<div><div></div></div>	<div><div></div></div>	<div><div></div></div>
<b>Sun blind</b>						
Sun blind, front and rear	499.00	USD	<div><div></div></div>	<div><div></div></div>	<div><div></div></div>	<div><div></div></div>
<b>Coming home function</b>						
Coming home function			<div><div></div></div>	<div><div></div></div>	<div><div></div></div>	<div><div></div></div>
<b>Battery isolation switch</b>						
Battery isolation switch, electronic	637.00	USD	<div><div></div></div>	<div><div></div></div>	<div><div></div></div>	<div><div></div></div>
<b>Documentation</b>						
<b>Technical documentation for additional set – country-specific version for North America (US)</b>	430.00	USD	<div><div></div></div>	<div><div></div></div>	<div><div></div></div>	<div><div></div></div>

---

**Price list Series H250**

## HP 180i Pneumatic tire roller

### Scope of supply – basic machine

**Operating data**

Operating weight, identification plate:

18.776 lbs

Operating weight, max.:

37.882 lbs

Max. working width:

82 in

Min. wheel load per tire, front/rear:

2.205/2.489 lbs

Max. wheel load per tire, front/rear:

4.763/4.342 in

Water tank, capacity:

171,7 Gal

Additive tank, capacity:

7,4 Gal

Diesel engine

Manufacturer:

DEUTZ

Type:

TCD 3.6 L4

Power ISO 14396, kW/PS/rpm:

55,4/75,3/2200

Emission standard:

EU Stage V / EPA Tier 4

Exhaust gas after-treatment:

DOC-DPF

Operating voltage:

12 V

Drive

Speed, infinitely variable:

0 - 9,3 mph

Climbing ability, with/no ballast:

25/35 %

Steering

Steering angle +/-:

30 °

Oscillation angle +/-:

2 °

Level compensation, front +/-:

2,6 in

Machine equipment  
 12 V outlets (double)  
 2 large working and rear view mirrors  
 Dashboard with displays, indicator lights and function key  
 Tilttable dashboard  
 Operating concept Easy Drive  
 Compressed water sprinkling system  
 ECO mode  
 Operator's platform with entry from both sides  
 Speed-controlled water sprinkling system  
 Leveling of front wheelset  
 Maintenance platform  
 Spray system with spray bars front and rear  
 Water filtering (triple)  
 Water tank at front  
 Central water drain

**HP 180i H250**

**148,133.00 USD**

- Standard
- Optionally available
- Not available
- △ Order from headquarter
- ▲ Preset

HP 180i

#### Mandatory Options

#### Variant

Machine with 10 sh. tn. (US) operating weight, upon delivery		●
Machine with 15 sh. tn. operating weight, upon delivery	14,023.00 USD	○
Machine with 20 sh. tn. (US) operating weight, upon delivery	27,770.00 USD	○

#### Pump

Hydraulics package, standard		●
------------------------------	--	---

#### Tire

1 set of wheels with smooth tires, Michelin	11,377.00 USD	○
1 set of wheels with smooth tires		●

#### Wiper

Brush scraper, foldable		●
Scraper made of brushes with coconut fiber insert, foldable	194.00 USD	○
Plastic scraper, foldable	1,136.00 USD	○

#### Paintwork

standard color (RAL 2004 + RAL 7015)		●
Special painting (RAL... + RAL 7015)	2,259.00 USD	○
Special painting (RAL... + RAL ...)	6,762.00 USD	○

#### CE conformity

Version without CE conformity		○
Version with CE conformity		●

#### Warning marker

Warning labels according to ANSI		●
----------------------------------	--	---

#### System of units

Display of the units of measurement, US units		●
---	--	---

## Electrics package for options

Electrics package for options 721.00 USD ○

Electrics package standard ●

## Construction

ROPS cabin with non-split doors 12,776.00 USD ○

ROPS cabin with split doors 13,885.00 USD ○

ROPS, rigid ●

## Air conditioning

heating and airconditioning 11,848.00 USD ○

## Driver seat

Driver seat, black imitation leather ●

## Steering

Steering unit, standard ●

## Armrest

Multifunction armrest, rigid -277.00 USD ○

Multifunction armrest, right, foldable ●

## adjustable steering column

Steering column with tiltable dashboard -222.00 USD ○

Steering column with comfort exit and tiltable dashboard ●

## Seat adjustment

Seat operating unit, adjustable sideways -2,536.00 USD ○

Seat-operating unit, adjustable sideways and rotatable ●

## Lighting package as per road traffic regulations

Lighting package as per road traffic regulations ●

Version without lighting package -776.00 USD ○

## Driving mode

Version with anti-slip control 1,483.00 USD ○

Version without anti-slip control ●

## Hydraulic oil

Hydraulic oil ●

## Service documentation

English spare parts and application documentation (EN) ●

## Technical documentation

Technical documentation – country-specific version for North America (US) ●

## Equipment Options

### Driver seat backrest extension

Backrest extension for driver's seat, black imitation leather ●

### Safety belt monitoring

Safety belt monitoring 388.00 USD ○

### Armrest comfort setting, left

Armrest comfort setting, left ●

### HCQ navigator

Preparation for HCQ Navigator, at cabin 13,400.00 USD ○

Preparation for HCQ Navigator, at ROPS 13,400.00 USD ○

### fire extinguisher

fire extinguisher 333.00 USD ○

### dashboard cover

Dashboard cover, lockable ●

## Protective roof

Protective roof, plastic, on ROPS

●

Plastic protective roof on ROPS with integrated FOPS-approved (level I)

818.00 USD

○

## edge pressing equipment

Edge pressing and cutting device, right rear

9,160.00 USD

○

## Reserve complete wheel

1 spare wheel with smooth tire, Michelin

3,506.00 USD

○

1 spare wheel with smooth tire

2,079.00 USD

○

## Mounting device for spare wheel

Mounting device for spare wheel

2,273.00 USD

○

## thermal aprons

thermal aprons

7,954.00 USD

○

## tire heating

Tire heating with thermal apron

66,057.00 USD

○

## Additive sprinkling

Additive sprinkling

3,478.00 USD

○

## Anti-freeze protection injection

Anti-freeze protection injection

443.00 USD

○

## water filling for C-pipe connection

Pressurized water tank filling

1,898.00 USD

○

## tire inflation system

tire inflation system

6,056.00 USD

○

## Automatic motor stop

Automatic motor stop

●

## HAMM Temperature Meter (HTM)

HAMM Temperature Meter (HTM), rear

1,843.00 USD

○

## Camera system

Rear camera system, in case of cabin

4,781.00 USD

○

## Back-up alarm

Back-up alarm

●

## Telematics system

WITOS FleetView (MF3, 4G) – professional telematics solution for machine operation and service optimization

●

## working lights, ready

Preparation for working lights or rotating beacon

●

## working lights

Working lights on ROPS, 4-fold, halogen

1,316.00 USD

○

Working lights on plastic protective roof, 4-fold, halogen

1,316.00 USD

○

Working lights on cabin, 4-fold, LED

1,441.00 USD

○

Working lights on ROPS, 4-fold, LED

1,441.00 USD

○

Working lights on plastic protective roof, 4-fold, LED

1,441.00 USD

○

## rotating beacon light

Rotating beacon on cabin, halogen

624.00 USD

○

Rotating beacon on ROPS, halogen

624.00 USD

○

Rotating beacon on plastic protective roof, halogen

624.00 USD

○

## License plate holder, illuminated

License plate holder, illuminated

388.00 USD

○

## Tire lighting, LED

Tire lighting, LED

624.00 USD

○

## lunchbox holder

lunchbox holder

●

**Guard rail on maintenance platform**

Guard rail on maintenance platform

**Seat longitudinal adjustment**

Seat longitudinal adjustment

**Cup holder**

Cup holder

319.00 USD

**Mobile cooling box**

Mobile cooling box

1,441.00 USD

**Coming home function**

Coming home function

388.00 USD

**Battery isolation switch**

Battery isolation switch, electronic

859.00 USD

**Water tank outlet**

Filling access to water tank, fold-out

**Documentation**

**Technical documentation for additional set –  
country-specific version for North America (US)**

430.00 USD



# HAMM

A WIRTGEN GROUP COMPANY

---

## Price list Series H271

# HP 280i Pneumatic tire roller

### Scope of supply – basic machine

#### Operating data

Operating weight, identification plate:

20.959 lbs

Operating weight, max.:

59.469 lbs

Max. working width:

82 in

Min. wheel load per tire, front/rear:

2.359/2.880 lbs

Max. wheel load per tire, front/rear:

7.731/6.769 in

Water tank, capacity:

171,7 Gal

Additive tank, capacity:

7,4 Gal

Diesel engine

Manufacturer:

DEUTZ

Type:

TCD 3.6 L4

Power ISO 14396, kW/PS/rpm:

85,0/115,6/2000

Emission standard:

EU Stage IV / EPA Tier 4

Exhaust gas after-treatment:

DOC-SCR

Operating voltage:

12 V

Drive

Speed, infinitely variable:

0 - 11,8 mph

Climbing ability, with/no ballast:

25/35 %

Steering

Steering angle +/-:

30 °

Oscillation angle +/-:

2 °

Level compensation, front +/-:

2,6 in



- Machine equipment
- 12 V outlets (double)
- 2 large working and rear view mirrors
- Dashboard with displays, indicator lights and function keys
- Tiltable dashboard
- Operating concept Easy Drive
- Compressed water sprinkling system
- ECO mode
- Operator's platform with entry from both sides
- Speed-controlled water sprinkling system
- Leveling of front wheelset
- Maintenance platform
- Spray system with spray bars front and rear
- Water filtering (triple)
- Water tank at front
- Central water drain

HP 280i H271

**215,479.00 USD**

- Standard
- Optionally available
- Not available
- △ Order from headquarter
- ▲ Preset

HP 280i

## Mandatory Options

### Variant

Machine with 25 sh. tn. (US) operating weight, upon delivery

Machine with 30 sh. tn. (US) operating weight, upon delivery

## Pump

Hydraulics package, standard

Hydraulics package for hydraulically-driven options

## Braking system

### Rear and front axle brake

## Tire

1 set of wheels with smooth tires, Michelin

1 set of wheels with smooth tires

## Wiper

Brush scraper, foldable

Scraper made of brushes with coconut fiber insert, foldable

Plastic scraper, foldable

## Paintwork

standard color (RAL 2004 + RAL 7015)

Special painting (RAL... + RAL 7015)

Special painting (RAL... + RAL ...)

## CE conformity

Version with CE conformity

## Warning marker

### Warning labels according to ANSI

15,326.00 USD

-734.00 USD

1,377.00 USD

194.00 USD

1,136.00 USD

2,259.00 USD

6,762.00 USD

## System of units

Display of the units of measurement, US units



## Electrics package for options

Electrics package for options

721.00 USD



Electrics package standard



## Construction

ROPS cabin with non-split doors

12,776.00 USD



ROPS cabin with split doors

13,885.00 USD



ROPS, rigid



## Air conditioning

heating and airconditioning

11,848.00 USD



## Driver seat

Driver seat, black imitation leather



Driver seat, anthracite fabric

346.00 USD



## Steering

Steering unit, standard



Steering unit with emergency steering function

1,344.00 USD



## Armrest

Multifunction armrest, right, foldable



## adjustable steering column

Steering column with comfort exit and tiltable dashboard



## Seat adjustment

Seat-operating unit, adjustable sideways and rotatable



## Lighting package as per road traffic regulations

Lighting package as per road traffic regulations



## Driving mode

Version without anti-slip control



## Hydraulic oil

Hydraulic oil



## Service documentation

English spare parts and application documentation (EN)



## Technical documentation

Technical documentation – country-specific version for North America (US)



## Equipment Options

### Driver seat backrest extension

Backrest extension for driver's seat, black imitation leather



### Safety belt monitoring

Safety belt monitoring

388.00 USD



### Armrest comfort setting, left

Armrest comfort setting, left



### HCQ navigator

Preparation for HCQ Navigator, at cabin

13,400.00 USD



Preparation for HCQ Navigator, at ROPS

13,400.00 USD



### dashboard cover

Dashboard cover, lockable



**Protective roof**

Protective roof, plastic, on ROPS

●

Plastic protective roof on ROPS with integrated FOPS-approved (level I)

818.00 USD

○

**edge pressing equipment**

Edge pressing and cutting device, right rear

9,160.00 USD

○

**Reserve complete wheel**

1 spare wheel with smooth tire, Michelin

3,506.00 USD

○

1 spare wheel with smooth tire

2,079.00 USD

○

**Mounting device for spare wheel**

Mounting device for spare wheel

2,273.00 USD

○

**thermal aprons**

thermal aprons

7,954.00 USD

○

**tire heating**

Tire heating with thermal apron

66,057.00 USD

○

**Additive sprinkling**

Additive sprinkling

3,478.00 USD

○

**Anti-freeze protection injection**

Anti-freeze protection injection

443.00 USD

○

**water filling for C-pipe connection**

Pressurized water tank filling

1,898.00 USD

○

**tire inflation system**

tire inflation system

6,056.00 USD

○

**bypass filter system**

bypass filter system

2,494.00 USD

○

**Automatic motor stop**

Automatic motor stop

●

**HAMM Temperature Meter (HTM)**

HAMM Temperature Meter (HTM), rear

1,843.00 USD

○

**Camera system**

Rear camera system, (cabin only)

4,781.00 USD

○

**Back-up alarm**

Back-up alarm

●

**Telematics system**

WITOS FleetView (MF3, 4G) – professional telematics solution for machine operation and service optimization

●

**working lights, ready**

Preparation for working lights or rotating beacon

●

**working lights**

Working lights on ROPS, 4-fold, halogen

1,316.00 USD

○

Working lights on plastic protective roof, 4-fold, halogen

1,316.00 USD

○

Working lights on cabin, 4-fold, LED

1,441.00 USD

○

Working lights on ROPS, 4-fold, LED

1,441.00 USD

○

Working lights on plastic protective roof, 4-fold, LED

1,441.00 USD

○

**rotating beacon light**

Rotating beacon on cabin, halogen

624.00 USD

○

Rotating beacon on ROPS, halogen

624.00 USD

○

Rotating beacon on plastic protective roof, halogen

624.00 USD

○

**Tire lighting, LED**

Tire lighting, LED

624.00 USD

○

**lunchbox holder**

lunchbox holder

**Guard rail on maintenance platform**

Guard rail on maintenance platform

**Seat longitudinal adjustment**

Seat longitudinal adjustment

**Coming home function**

Coming home function

**Battery isolation switch**

Battery isolation switch, electronic

**Water tank outlet**

Filling access to water tank, fold-out



**Documentation**

**Technical documentation for additional set –  
country-specific version for North America (US)**

388.00 USD

859.00 USD

430.00 USD



**Price list****SUPER 1300-3i (V) / AB 340 V Extending  
Screed****Scope of supply – basic machine****Drive unit**

- Deutz diesel engine type TCD 3.6 L4, liquid-cooled, 100 hp (74.4kW) at 2,000 rpm
- The engine complies with the emission standards of the European Union Stage V and USA EPA Tier 4f
- Electronic engine management with ECO mode and variable-speed fan drive

**Undercarriage**

- Hydrostatic traction drive
- Crawler tracks with rubber pads, ground contact 6 ft. 7 in. x 10 in. (2,000 x 260 mm)
- Low-maintenance multiple-disk brakes lock on automatically without oil pressure

**Conveyors and augers**

- Wide push-rollers, displaceable forwards by 3 in. (80 mm)
- Material hopper with 22,000 lbs. (10 tonnes) capacity, hopper front can be folded up for service purposes
- Four separate hydrostatic drives for conveyors and augers.
- Conveyors reversible for a short time
- Augers can be reversed and adjusted in height
- Manual override for augers
- Mechanical paddle sensors for controlling the conveyors
- Automatic filling of auger tunnel during a break in paving
- Set of limiting plates, folding and extendable, on the rear of the paver

**Electrical system**

- On-board voltage 24V

**Heating system**

- Three-phase generator with generator management
- Heating of screed when diesel engine is running at idle.

**Operator's platform**

- 2 operator's seats, can be pivoted outwards
- Operator's seats and console can be easily and conveniently adjusted for ergonomic working
- Modular ErgoPlus 3 paver operator's console; large high-contrast colour display ensures easy operation and monitoring of paver functions

<ul style="list-style-type: none"> <li>2 ErgoPlus 3 screed consoles for the right and left-hand screed sides, with colour display for setting up and monitoring paver and screed functions</li> </ul>
<b>Miscellaneous</b> <ul style="list-style-type: none"> <li>Machine documentation</li> </ul>

Total price of basic configuration				
Bolt-on extension	Pave width	Generator	Price	
SUPER 1300-3i (V) / AB 340 V Extending Screed				
Without bolt-on extensions	3.400	Generator, standard power output	USD	296,897.00
Bolt-on extensions, 2 x 10 in.	3.900	Generator, standard power output	USD	304,389.00
Bolt-on extensions, 2 x 1 ft. 4 in.	4.200	Generator, standard power output	USD	306,623.00

Operator's Stand					
<b>Operator's stand</b>					
Operator's stand without hardtop	Standard	V600_1411_00		USD	0.00
Hardtop with sunshades, VÖGELE design		V600_1411_08		USD	8,806.00
<b>Operator's seats</b>					
Operator's seat, luxury, 2 pieces	Standard	V610_1411_02		USD	0.00
<b>Rear-view mirrors</b>					
Rearview mirror, 2 pieces, paver without hardtop		V606_1411_05		USD	276.00
<b>Electrical System</b>					
<b>Working lights</b>					
Working lights, halogen	Standard	V505_1411_01		USD	0.00
<b>Extra working light</b>					
Working light for auger tunnel, 2 pieces	Standard	V506_1411_01		USD	0.00
<b>Rotary beacon</b>					
All-round beacon, paver without hardtop	Standard	V515_1411_03		USD	0.00
<b>Reverse beeper</b>					
Reverse beeper, acoustic	Standard	V516_1411_01		USD	0.00

Material Transport					
Material Hopper Front					
Hopper Front, Manual		V300_1411_01		USD	-2,195.00
Hopper Front, Hydraulic	Standard	V300_1411_02		USD	0.00
Auger control					
Sensor for auger control, mechanical		V305_1411_01		USD	-3,378.00
Sensor for auger control, sonic, 2 pieces	Standard	V305_1411_02		USD	0.00
PaveDock Assistant					
PaveDock Assistant, machine without hardtop		V324_1411_02		USD	5,218.00
Comfort functions					
Basic Package, without AutoSet	Standard	V212_1411_01		USD	0.00
<i>All functions must be brought into transport position manually.</i>					
Grade And Slope Control					
Automatic grade and slope control					
NIVELTRONIC Plus	Standard	V650_1411_01		USD	0.00
Slope Sensor					
Slope Sensor		V670_1411_01		USD	2,103.00
Bracket for grade sensor					
Bracket for grade sensor, 1 piece		V684_1411_01		USD	1,551.00
<i>For attachment of a mechanical or sonic grade sensor.</i>					
Variable mechanical grade sensor					
Variable mechanical grade sensor (Dash 3), 1 unit		V680_1411_01		USD	4,521.00
Ski 6 ft. 7 in.					
Ski 2m, 1 piece		V689_1411_01		USD	184.00
Single-Cell Sonic Sensor					
Single-cell sonic sensor, 1 piece		V681_1411_01		USD	4,745.00
Multi-Cell Sonic Sensor (CAN/Analog)					
Multi-cell sonic sensor (Dash 3), 1 unit		V683_1411_01		USD	5,743.00
Laser receiver, including mast					
Laser receiver, including mast, 1 piece		V685_1411_01		USD	10,974.00

Tractor Unit / Screed Interface					
Screed Assist					
Screed Assist		V420_1411_01		USD	1,695.00
Machine ascent					
Ascent for tractor unit without screed		V411_1411_01		USD	473.00
Others					
Ventilation system					
Without ventilation system		V907_1411_00		USD	-13,590.00
Ventilation system	Standard	V907_1411_01		USD	0.00
Hydraulic oil					
Hydraulic system filled with mineral oil	Standard	V700_01		USD	0.00
Washdown system					
Washdown system with tank and hose reel		V705_1411_01		USD	3,930.00
Spray gun					
Spray gun		V707_1411_01		USD	237.00
Tools					
Tools		V715_1411_01		USD	591.00
Packing					
Packing for land transport	Standard	V730_01		USD	0.00
Paint finish					
Paint finish, standard VÖGELE Green	Standard	V800_01		USD	0.00
Maintenance kit					
Maintenance kit, 50 service hours		V734_1411_01		USD	263.00
Maintenance kit, 500 service hours		V734_1411_05		USD	223.00
Maintenance kit, 1,000 service hours		V734_1411_06		USD	683.00
WITOS FleetView Telematics System					
<p>WITOS FleetView – professional telematics solution to optimize machine use and servicing</p> <p><i>WITOS FleetView includes a control unit (TCU) with a GPS receiver and the usage rights for the web application WITOS FleetView. The web access function offers a compact overview of the machine status including consumption data, working times, position data, error messages and service intervals. (The actual amount of data available depends on the machine type). The availability of WITOS FleetView is guaranteed for 3 years from the date of delivery.</i></p>	Standard	V777_1411_01		USD	0.00



Screed Options					
Crown adjustment					
Crown, mechanical adjustment		V105_27AB_01		USD	-3,575.00
Crown, hydraulic adjustment	Standard	V105_27AB_02		USD	0.00
Edger plates					
Edger plate, 45°, 2 pieces		V132_27AB_01		USD	486.00
End gate ski (90°), 2 pieces		V132_27AB_02		USD	486.00
End gate ski (90°), heated, 2 pieces		V132_27AB_03		USD	1,564.00
System for Paving Width Reduction					
Cut-off shoes, 1 ft. 9 in., 2 pieces		V140_27AB_01		USD	1,485.00

**Price list****SUPER 1700-3i (4f) / Carlson EZIV-08 Screed****Scope of supply – basic machine****Drive Unit**

- Liquid-cooled Cummins 4-cylinder diesel engine, QSB4.5-C173, 173 hp (129 kW) at 2,000rpm
- Engine complies with the applicable exhaust emission standards of the European Union (COM) 4 and USA (EPA, CARB) Tier 4f
- Electronic engine management

**Undercarriage**

- Hydrostatic traction drive
- Crawler tracks with rubber pads, ground contact 8 ft. 6 in. (2,594 x 355mm)
- Low-maintenance multiple-disk brakes, lock on automatically without oil pressure

**Material Feed, Conveyors and Augers**

- Wide push-rollers, can be displaced forwards by 6 in. (150mm)
- 14.3 tons (13 tonnes) material hopper
- Hopper apron hydraulically operated
- 4 separate hydraulic drives for conveyors and augers
- Mechanical sensors for controlling the conveyors, conveyors can briefly be reversed
- Sonic sensors for controlling the augers
- Augers hydraulically adjustable in height, complete with limiting plates for the auger tunnel and bracing
- Manual auger override
- Automatic filling function for the auger tunnel during breaks in paving
- 3 left hand and 3 right hand 1 ft. (30.5 cm) stackable augers for a total of 6 ft. of augers

**Electrical System**

- On-board voltage 24V

**Screed Heating**

- Three-phase AC generator, air-cooled with electronic generator management
- Screed is also heated when diesel engine is running at idle
- Screed heating with electronic temperature control

**Operator's Platform**

- 2 Luxury operator's seats including seat heating, with side paneling and armrests, can be pivoted outwards

- Operator's seats and console can be easily and conveniently adjusted for ergonomic working
- Modular ErgoPlus 3 paver operator's console; large high-contrast colour display ensures easy operation and monitoring of paver functions
- 2 ErgoPlus 3 screed consoles for the right and left-hand screed sides, with colour display for setting up and monitoring paver and screed functions

#### Miscellaneous

- Centralized lubrication system for tractor unit
- Machine documentation
- Crown is set hydraulically

**Total price of basic configuration** **USD 490,243.00**

#### Operator's Stand

##### Operator's stand

Operator's stand without hardtop	Standard	V600_1982_04		USD	0.00
----------------------------------	----------	--------------	--	-----	------

Hardtop in VÖGELE design		V600_1982_05		USD	10,517.00
--------------------------	--	--------------	--	-----	-----------

##### Rear-view mirrors

Rearview mirror, 2 pieces, paver without hardtop		V606_1982_05		USD	1,041.00
--	--	--------------	--	-----	----------

#### Electrical System

##### Working lights

Working lights, halogen		V505_1982_01		USD	-3,407.00
-------------------------	--	--------------	--	-----	-----------

Working lights, LED	Standard	V505_1982_03		USD	0.00
---------------------	----------	--------------	--	-----	------

##### Extra working light

Working light for auger tunnel, 2 pieces	Standard	V506_1982_02		USD	0.00
--	----------	--------------	--	-----	------

##### Light balloons

Light balloon, LED, 1 piece		V520_1982_03		USD	5,554.00
-----------------------------	--	--------------	--	-----	----------

*For extensive and non-glare lighting of night-time job sites.*

*(Requires the Schuko Power Outlet option)*

##### Bracket for light balloon

Bracket for LED light balloon, 2 pieces		V522_1982_01		USD	476.00
---	--	--------------	--	-----	--------

##### Sockets

Socket outlet 12 V, 2 pieces	Standard	V510_1982_01		USD	0.00
------------------------------	----------	--------------	--	-----	------

Socket outlet 24 V, 2 pieces		V510_1982_02		USD	-296.00
------------------------------	--	--------------	--	-----	---------

##### Power outlet

NEMA power outlet, 120 V, speed independent, 1 piece		V512_1982_01		USD	8,254.00
--	--	--------------	--	-----	----------

##### Rotary beacon

All-round beacon, 1 piece, paver without hardtop	Standard	V515_1982_03		USD	0.00
--	----------	--------------	--	-----	------

##### Reverse beeper

Reverse beeper, acoustic	Standard	V516_1982_01		USD	0.00
--------------------------	----------	--------------	--	-----	------

<b>Material Transport</b>					
<b>Limiting plates for auger tunnel</b>					
Power Tunnel	Standard	V313_1982_01		USD	0.00
Limiting Plate for Auger Tunnel, 3 ft. 3 in. (1 m)		V313_1982_02		USD	-5,361.00
<b>Material transport</b>					
Material transport; standard	Standard	V320_1982_01		USD	0.00
<b>Push-rollers</b>					
Push-rollers	Standard	V323_1982_01		USD	0.00
Truck Hitch		V323_1982_03		USD	9,411.00
<b>Grade And Slope Control</b>					
<b>Automatic grade and slope control</b>					
NIVELTRONIC Plus	Standard	V650_1982_03		USD	0.00
Niveltronic Plus 3D		V650_1982_04		USD	3,870.00
<b>Slope Sensor</b>					
Slope Sensor	Standard	V670_1982_01		USD	0.00
<b>Bracket for grade sensor</b>					
Bracket for grade sensor, 1 piece		V684_1982_01		USD	1,517.00
<i>For attachment of a mechanical or sonic grade sensor.</i>					
Bracket for grade sensor at VF screed, 1 piece		V684_1982_03		USD	604.00
<i>For attachment of a mechanical or sonic grade sensor.</i>					
<b>Bracket, attachment of grade sensor to screed arm</b>					
Bracket, Attachment of Grade Sensor to Screed Arm, 1 piece		V686_1982_01		USD	579.00
Mounting kit to attach the bracket for the grade sensor for VF screed to the screed arm, 1 piece		V686_1982_03		USD	90.00
<b>Variable mechanical grade sensor</b>					
Variable mechanical grade sensor (Dash 3), 1 unit		V680_1982_01		USD	4,423.00
<b>Ski 6 ft. 7 in.</b>					
Ski 2m, 1 piece		V689_1982_01		USD	180.00
<b>Single-Cell Sonic Sensor</b>					
Single-cell sonic sensor, 1 piece		V681_1982_01		USD	4,641.00
<b>Multi-Cell Sonic Sensor (CAN/Analog)</b>					
Multi-cell sonic sensor (Dash 3), 1 unit		V683_1982_01		USD	5,619.00
<b>Big MultiPlex Ski</b>					
Big MultiPlex Ski, 1 piece		V688_1982_03		USD	29,353.00
<b>Big MultiPlex Ski, electronic</b>					
Big MultiPlex Ski, electronic		V687_1982_01		USD	17,216.00

Tractor Unit / Screed Interface					
<b>Screed lock</b>					
Screed lock, manual		V400_1982_01		USD	-1,273.00
Screed lock, hydraulic	Standard	V400_1982_02		USD	0.00
<b>Screed Arm Guidance</b>					
Standard Guide for Screed Arm	Standard	V405_1982_01		USD	0.00
Guide rollers for screed arm		V405_1982_02		USD	1,247.00
<b>Screed Assist</b>					
Screed Assist		V420_1982_01		USD	1,659.00
<b>Machine ascent</b>					
Ascent for tractor unit without screed		V411_1982_01		USD	733.00
<b>Others</b>					
<b>Low-emissions package</b>					
EcoPlus low-emissions package	Standard	V202_1982_05		USD	0.00
<b>Washdown system</b>					
Washdown system with tank and hose reel	Standard	V705_1982_02		USD	0.00
<b>Tools</b>					
Tools		V715_1982_01		USD	579.00
<b>Packing</b>					
Packing for transport by sea	Standard	V730_02		USD	0.00
<b>Paint finish</b>					
Paint finish, standard VÖGELE Green	Standard	V800_01		USD	0.00
<b>Grease filling, lubrication system</b>					
Adapter for connecting grease gun		V720_1982_01		USD	591.00
<b>Ventilation system</b>					
Ventilation system, machine without hardtop	Standard	V907_1982_01		USD	0.00
<b>Maintenance kit</b>					
Maintenance kit, 50 service hours		V734_1982_01		USD	296.00
Maintenance kit, 500 service hours		V734_1982_05		USD	411.00
Maintenance kit, 1,000 service hours		V734_1982_06		USD	746.00

<b>RoadScan</b>					
<p>VÖGELE RoadScan Kit</p> <p><i>The Kit includes the pyrometer to measure the base temperature before paving, a USB port on the paver operator's ErgoPlus 3 console to export the saved data, the bracket for mounting on the paver roof (Dash 3), the cabling and software which can be activated in ErgoPlus 3. (The Kit is essential for operation of VÖGELE RoadScan.)</i></p>		<b>V240_1982_01</b>		<b>USD</b>	<b>3,163.00</b>
<p>VÖGELE RoadScan, temperature-measurement system</p> <p><i>The high-precision infrared camera is the key component of VÖGELE RoadScan. It scans the asphalt pavement behind the screed over the entire area. The housing of the infrared camera also accommodates a high-precision GPS receiver. It records the exact position of the temperature data. (Requires the option VÖGELE RoadScan Kit)</i></p>		<b>V240_1982_02</b>		<b>USD</b>	<b>39,343.00</b>
<p>VÖGELE RoadScan, weather station</p> <p><i>The weather station displays and documents the wind speed, wind direction, ambient temperature, air pressure and humidity.</i></p>		<b>V240_1982_03</b>		<b>USD</b>	<b>2,931.00</b>
<b>WITOS FleetView Telematics System</b>					
<p>WITOS FleetView – professional telematics solution to optimize machine use and servicing</p> <p><i>WITOS FleetView includes a control unit (TCU) with a GPS receiver and the usage rights for the web application WITOS FleetView. The web access function offers a compact overview of the machine status including consumption data, working times, position data, error messages and service intervals. (The actual amount of data available depends on the machine type). The availability of WITOS FleetView is guaranteed for 3 years from the date of delivery.</i></p>	<b>Standard</b>	<b>V777_1982_03</b>		<b>USD</b>	<b>0.00</b>

Screed Options					
Extending unit, right side					
Extending unit without berm, right	Standard	V103_EZ04_00		USD	0.00
Berme 305 mm (12"), RH		V103_EZ04_01		USD	4,860.00
Berme 457 mm (18"), RH		V103_EZ04_02		USD	4,860.00
Berme 610 mm (24"),RH		V103_EZ04_03		USD	4,860.00
Extending unit, left side					
Extending unit without berm, left	Standard	V104_EZ04_00		USD	0.00
Berme 305 mm (12"), LH		V104_EZ04_01		USD	4,860.00
Berme 457 mm (18"), LH		V104_EZ04_02		USD	4,860.00
Berme 610 mm (24"), LH		V104_EZ04_03		USD	4,860.00
Screed with berm					
Screed with berm		V108_EZ04_01		USD	489.00
Bolt-On Extension, Right-Hand Side, 30.5cm		V101_EZ04_12R		USD	2,237.00
Bolt-On Extension, Right-Hand Side, 45.7cm		V101_EZ04_18R		USD	2,237.00
Bolt-On Extension, Right-Hand Side, 61cm		V101_EZ04_24R		USD	2,237.00
Bolt-On Extension, Left-Hand Side, 30.5cm		V101_EZ04_12L		USD	2,237.00
Bolt-On Extension, Left-Hand Side, 45.7cm		V101_EZ04_18L		USD	2,237.00
Bolt-On Extension, Left-Hand Side, 61cm		V101_EZ04_24L		USD	2,237.00
Y-Cable for Coupling Bolt-On Extensions		V102_EZ04		USD	0.00
Wide Width Support Kit					
Wide Width Support Kit		V142_EZ04_01		USD	0.00
Heating rod for end gate ski					
Heating rod for end gate ski		V131_EZ04_01		USD	1,234.00
System for Paving Width Reduction					
Cut-Off Shoes, Left-Hand Side		V140_EZ04_01		USD	399.00
Cut-Off Shoes, Right-Hand Side		V140_EZ04_02		USD	399.00
Cut-Off Shoes, Neutral		V141_EZ04		USD	399.00
Thickness Control Screws					
Angle of attack adjustment, counterclockwise to increase mat thickness	Standard	V150_EZ04_01		USD	0.00
Angle of attack adjustment, clockwise to increase mat thickness		V150_EZ04_02		USD	0.00

**Price list****SUPER 1700-3i (4f) / Extending Screed VF  
500-3 V****Scope of supply – basic machine****Drive Unit**

- Liquid-cooled Cummins 4-cylinder diesel engine, QSB4.5-C173, 173 hp (129 kW) at 2,000rpm
- Engine complies with the applicable exhaust emission standards of the European Union (COM) 4 and USA (EPA, CARB) Tier 4f
- Electronic engine management

**Undercarriage**

- Hydrostatic traction drive
- Crawler tracks with rubber pads, ground contact 8 ft. 6 in. (2,594 x 355mm)
- Low-maintenance multiple-disk brakes, lock on automatically without oil pressure

**Material Feed, Conveyors and Augers**

- Wide push-rollers, can be displaced forwards by 6 in. (150mm)
- 14.3 tons (13 tonnes) material hopper
- Hopper apron hydraulically operated
- 4 separate hydraulic drives for conveyors and augers
- Mechanical sensors for controlling the conveyors, conveyors can briefly be reversed
- Sonic sensors for controlling the augers
- Augers hydraulically adjustable in height, complete with limiting plates for the auger tunnel and bracing
- Manual auger override
- Automatic filling function for the auger tunnel during breaks in paving
- 3 left hand and 3 right hand 1 ft. (30.5 cm) stackable augers for a total of 6 ft. of augers

**Electrical System**

- On-board voltage 24V

**Screed Heating**

- Three-phase AC generator, air-cooled with electronic generator management
- Screed is also heated when diesel engine is running at idle
- Screed heating with electronic temperature control

**Operator's Platform**

- 2 Luxury operator's seats including seat heating, with side paneling and armrests, can be pivoted outwards



- Operator's seats and console can be easily and conveniently adjusted for ergonomic working
- Modular ErgoPlus 3 paver operator's console; large high-contrast colour display ensures easy operation and monitoring of paver functions
- 2 ErgoPlus 3 screed consoles for the right and left-hand screed sides, with colour display for setting up and monitoring paver and screed functions

#### Miscellaneous

- Centralized lubrication system for tractor unit
- Machine documentation
- Crown is set hydraulically

#### Total price of basic configuration

Bolt-on extension	Pave width	Generator	Price	
<b>SUPER 1700-3i (4f) / Extending Screed VF 500-3 V</b>				
Without bolt-on extensions	4.750	<b>Generator, standard power output</b>	<b>USD</b>	<b>489,986.00</b>
Bolt-on extensions, 2 x 1 ft.	5.350	<b>Generator, standard power output</b>	<b>USD</b>	<b>498,600.00</b>
Bolt-on extensions, 2 x 2 ft.	5.950	<b>Generator, standard power output</b>	<b>USD</b>	<b>505,543.00</b>

#### Operator's Stand

##### Operator's stand

Operator's stand without hardtop	Standard	V600_1982_04		USD	0.00
Hardtop in VÖGELE design		V600_1982_05		USD	10,517.00

##### Rear-view mirrors

Rearview mirror, 2 pieces, paver without hardtop		V606_1982_05		USD	1,041.00
--	--	--------------	--	-----	----------

#### Electrical System

##### Working lights

Working lights, halogen		V505_1982_01		USD	-3,407.00
Working lights, LED	Standard	V505_1982_03		USD	0.00

##### Extra working light

Working light for auger tunnel, 2 pieces	Standard	V506_1982_02		USD	0.00
--	----------	--------------	--	-----	------

##### Light balloons

Light balloon, LED, 1 piece		V520_1982_03		USD	5,554.00
<i>For extensive and non-glare lighting of night-time job sites.</i>					
<i>(Requires the Schuko Power Outlet option)</i>					

<b>Bracket for light balloon</b>					
Bracket for LED light balloon, 2 pieces		V522_1982_01		USD	476.00
<b>Sockets</b>					
Socket outlet 12 V, 2 pieces	Standard	V510_1982_01		USD	0.00
Socket outlet 24 V, 2 pieces		V510_1982_02		USD	-296.00
<b>Power outlet</b>					
NEMA power outlet, 120 V, speed independent, 1 piece		V512_1982_01		USD	8,254.00
<b>Rotary beacon</b>					
All-round beacon, 1 piece, paver without hardtop	Standard	V515_1982_03		USD	0.00
<b>Reverse beeper</b>					
Reverse beeper, acoustic	Standard	V516_1982_01		USD	0.00
<b>Material Transport</b>					
<b>Limiting plates for auger tunnel</b>					
Power Tunnel	Standard	V313_1982_01		USD	0.00
Limiting Plate for Auger Tunnel, 3 ft. 3 in. (1 m)		V313_1982_02		USD	-5,361.00
<b>Material transport</b>					
Material transport; standard	Standard	V320_1982_01		USD	0.00
<b>Push-rollers</b>					
Push-rollers	Standard	V323_1982_01		USD	0.00
Truck Hitch		V323_1982_03		USD	9,411.00
<b>Grade And Slope Control</b>					
<b>Automatic grade and slope control</b>					
NIVELTRONIC Plus	Standard	V650_1982_03		USD	0.00
Niveltronic Plus 3D		V650_1982_04		USD	3,870.00
<b>Slope Sensor</b>					
Slope Sensor	Standard	V670_1982_01		USD	0.00
<b>Bracket for grade sensor</b>					
Bracket for grade sensor, 1 piece		V684_1982_01		USD	1,517.00
<i>For attachment of a mechanical or sonic grade sensor.</i>					
Bracket for grade sensor at VF screed, 1 piece		V684_1982_03		USD	604.00
<i>For attachment of a mechanical or sonic grade sensor.</i>					

<b>Bracket, attachment of grade sensor to screed arm</b>					
Bracket, Attachment of Grade Sensor to Screed Arm, 1 piece		V686_1982_01		USD	579.00
Mounting kit to attach the bracket for the grade sensor for VF screed to the screed arm, 1 piece		V686_1982_03		USD	90.00
<b>Variable mechanical grade sensor</b>					
Variable mechanical grade sensor (Dash 3), 1 unit		V680_1982_01		USD	4,423.00
<b>Ski 6 ft. 7 in.</b>					
Ski 2m, 1 piece		V689_1982_01		USD	180.00
<b>Single-Cell Sonic Sensor</b>					
Single-cell sonic sensor, 1 piece		V681_1982_01		USD	4,641.00
<b>Multi-Cell Sonic Sensor (CAN/Analog)</b>					
Multi-cell sonic sensor (Dash 3), 1 unit		V683_1982_01		USD	5,619.00
<b>Big MultiPlex Ski</b>					
Big MultiPlex Ski, 1 piece		V688_1982_03		USD	29,353.00
<b>Big MultiPlex Ski, electronic</b>					
Big MultiPlex Ski, electronic		V687_1982_01		USD	17,216.00
<b>Tractor Unit / Screed Interface</b>					
<b>Screed lock</b>					
Screed lock, manual		V400_1982_01		USD	-1,273.00
Screed lock, hydraulic	Standard	V400_1982_02		USD	0.00
<b>Screed Arm Guidance</b>					
Standard Guide for Screed Arm	Standard	V405_1982_01		USD	0.00
Guide rollers for screed arm		V405_1982_02		USD	1,247.00
<b>Screed Assist</b>					
Screed Assist		V420_1982_01		USD	1,659.00
<b>Machine ascent</b>					
Ascent for tractor unit without screed		V411_1982_01		USD	733.00

Others					
<b>Low-emissions package</b>					
EcoPlus low-emissions package	Standard	V202_1982_05		USD	0.00
<b>Washdown system</b>					
Washdown system with tank and hose reel	Standard	V705_1982_02		USD	0.00
<b>Tools</b>					
Tools		V715_1982_01		USD	579.00
<b>Packing</b>					
Packing for transport by sea	Standard	V730_02		USD	0.00
<b>Paint finish</b>					
Paint finish, standard VÖGELE Green	Standard	V800_01		USD	0.00
Paint finish, client's design		V800_02		USD	2,533.00
<b>Grease filling, lubrication system</b>					
Adapter for connecting grease gun		V720_1982_01		USD	591.00
<b>Ventilation system</b>					
Ventilation system, machine without hardtop	Standard	V907_1982_01		USD	0.00
<b>Maintenance kit</b>					
Maintenance kit, 50 service hours		V734_1982_01		USD	296.00
Maintenance kit, 500 service hours		V734_1982_05		USD	411.00
Maintenance kit, 1,000 service hours		V734_1982_06		USD	746.00
<b>RoadScan</b>					
VÖGELE RoadScan Kit		V240_1982_01		USD	3,163.00
<i>The Kit includes the pyrometer to measure the base temperature before paving, a USB port on the paver operator's ErgoPlus 3 console to export the saved data, the bracket for mounting on the paver roof (Dash 3), the cabling and software which can be activated in ErgoPlus 3. (The Kit is essential for operation of VÖGELE RoadScan.)</i>					
VÖGELE RoadScan, temperature-measurement system		V240_1982_02		USD	39,343.00
<i>The high-precision infrared camera is the key component of VÖGELE RoadScan. It scans the asphalt pavement behind the screed over the entire area. The housing of the infrared camera also accommodates a high-precision GPS receiver. It records the exact position of the temperature data. (Requires the option VÖGELE RoadScan Kit)</i>					

VÖGELE RoadScan, weather station		V240_1982_03		USD	2,931.00
<i>The weather station displays and documents the wind speed, wind direction, ambient temperature, air pressure and humidity.</i>					
<b>WITOS FleetView Telematics System</b>					
WITOS FleetView – professional telematics solution to optimize machine use and servicing	Standard	V777_1982_03		USD	0.00
<i>WITOS FleetView includes a control unit (TCU) with a GPS receiver and the usage rights for the web application WITOS FleetView. The web access function offers a compact overview of the machine status including consumption data, working times, position data, error messages and service intervals. (The actual amount of data available depends on the machine type). The availability of WITOS FleetView is guaranteed for 3 years from the date of delivery.</i>					
<b>Screed Options</b>					
<b>Measuring sensors, screed</b>					
Display of vibration speed		V120_30AB_02		USD	874.00
<b>Extending unit, right side</b>					
Extending unit without berm, right	Standard	V103_30AB_00		USD	0.00
<b>Extending unit, left side</b>					
Extending unit without berm, left	Standard	V104_30AB_00		USD	0.00
<b>Heating rod for end gate ski</b>					
Heating rod for end gate ski		V131_30AB_01		USD	990.00
<b>System for Paving Width Reduction</b>					
Cut-off shoes, 6 in., 2 pieces		V141_30AB_01		USD	617.00
Cut-off shoes, 6 in., 4 pieces		V141_30AB_02		USD	1,067.00
Cut-off shoes, 6 in., 6 pieces		V141_30AB_03		USD	1,530.00
Cut-off shoes, 6 in., 8 pieces		V141_30AB_04		USD	1,980.00
<b>Angle of attack adjustment</b>					
Angle of attack adjustment, counterclockwise to increase mat thickness	Standard	V150_30AB_01		USD	0.00
Angle of attack adjustment, clockwise to increase mat thickness		V150_30AB_02		USD	0.00

**Price list****SUPER 1703-3i (4f) / Carlson EZIV-08 Screed****Scope of supply – basic machine****Drive Unit**

- Liquid-cooled Cummins 4-cylinder diesel engine, QSB4.5-C173, 173 hp (129 kW) at 2,000rpm
- Engine complies with the applicable exhaust emission standards of the European Union (COM) 4 and USA (EPA, CARB) Tier 4f
- Electronic engine management

**Undercarriage**

- Hydrostatic traction drive (separate drives for powered wheels) with electronic traction control
- 2 powered rear wheels with tubeless tyres 14.00 R 25
- 4 front wheels of solid elastic rubber, 540/300-390, mounted on bogies
- Second steering axle, powered (6x4)
- Extremely small turning radius (11 ft. 5 in. (3.5 m) outside) thanks to "Pivot Steer"
- Service brake (multiple-disk brake, hydraulically pressurized) and hydraulically actuated parking brake

**Material Feed, Conveyors and Augers**

- Wide push-rollers, can be displaced forwards by 6 in. (150mm)
- 14.3 tons (13 tonnes) material hopper
- Hopper apron hydraulically operated
- 4 separate hydraulic drives for conveyors and augers
- Mechanical sensors for controlling the conveyors, conveyors can briefly be reversed
- Sonic sensors for controlling the augers
- Augers hydraulically adjustable in height, complete with limiting plates for the auger tunnel and bracing
- Manual auger override
- Automatic filling function for the auger tunnel during breaks in paving
- 3 left hand and 3 right hand 1 ft. (30.5 cm) stackable augers for a total of 6 ft. of augers

**Electrical System**

- On-board voltage 24V

**Screed Heating**

- Three-phase AC generator, air-cooled with electronic generator management
- Screed is also heated when diesel engine is running at idle

- Screed heating with electronic temperature control

#### Operator's Platform

- 2 Luxury operator's seats including seat heating, with side paneling and armrests, can be pivoted outwards
- Operator's seats and console can be easily and conveniently adjusted for ergonomic working
- Modular ErgoPlus 3 paver operator's console; large high-contrast colour display ensures easy operation and monitoring of paver functions
- 2 ErgoPlus 3 screed consoles for the right and left-hand screed sides, with colour display for setting up and monitoring paver and screed functions

#### Miscellaneous

- Centralized lubrication system for tractor unit
- Machine documentation
- Crown is set hydraulically

**Total price of basic configuration** **USD 449,680.00**

#### Operator's Stand

##### Operator's stand

Operator's stand without hardtop	Standard	V600_1283_04		USD	0.00
Hardtop in VÖGELE design		V600_1283_05		USD	10,517.00

##### Rear-view mirrors

Rearview mirror, 2 pieces, paver without hardtop		V606_1283_05		USD	1,041.00
--	--	--------------	--	-----	----------

#### Electrical System

##### Working lights

Working lights, halogen		V505_1283_01		USD	-3,407.00
Working lights, LED	Standard	V505_1283_03		USD	0.00

##### Extra working light

Working light for auger tunnel, 2 pieces	Standard	V506_1283_02		USD	0.00
--	----------	--------------	--	-----	------

##### Light balloons

Light balloon, LED, 1 piece		V520_1283_03		USD	5,554.00
<i>For extensive and non-glare lighting of night-time job sites.</i>  <i>(Requires the Schuko Power Outlet option)</i>					

##### Bracket for light balloon

Bracket for LED light balloon, 2 pieces		V522_1283_01		USD	476.00
---	--	--------------	--	-----	--------

<b>Sockets</b>					
Socket outlet 12 V, 2 pieces	Standard	V510_1283_01		USD	0.00
Socket outlet 24 V, 2 pieces		V510_1283_02		USD	-296.00
<b>Power outlet</b>					
NEMA power outlet, 120 V, speed independent, 1 piece		V512_1283_01		USD	8,254.00
<b>Rotary beacons</b>					
All-round beacon, 1 piece, paver without hardtop	Standard	V515_1283_03		USD	0.00
<b>Reverse beeper</b>					
Reverse beeper, acoustic	Standard	V516_1283_01		USD	0.00
<b>Material Transport</b>					
<b>Limiting plates for auger tunnel</b>					
Power Tunnel		V313_1283_01		USD	6,557.00
Limiting Plate for Auger Tunnel, 3 ft. 3 in. (1 m)		V313_1283_02		USD	1,196.00
<b>Material transport</b>					
Material transport; standard	Standard	V320_1283_01		USD	0.00
<b>Push-rollers</b>					
Push-rollers	Standard	V323_1283_01		USD	0.00
Truck Hitch		V323_1283_03		USD	9,424.00
<b>Grade And Slope Control</b>					
<b>Automatic grade and slope control</b>					
NIVELTRONIC Plus	Standard	V650_1283_03		USD	0.00
Niveltronic Plus 3D		V650_1283_04		USD	3,870.00
<b>Slope Sensor</b>					
Slope Sensor	Standard	V670_1283_01		USD	0.00
<b>Bracket for grade sensor</b>					
Bracket for grade sensor, 1 piece		V684_1283_01		USD	1,517.00
<i>For attachment of a mechanical or sonic grade sensor.</i>					
Bracket for grade sensor at VF screed, 1 piece		V684_1283_03		USD	604.00
<i>For attachment of a mechanical or sonic grade sensor.</i>					
<b>Bracket, attachment of grade sensor to screed arm</b>					
Bracket, Attachment of Grade Sensor to Screed Arm, 1 piece		V686_1283_01		USD	579.00
Mounting kit to attach the bracket for the grade sensor for VF screed to the screed arm, 1 piece		V686_1283_03		USD	90.00
<b>Variable mechanical grade sensor</b>					
Variable mechanical grade sensor (Dash 3), 1 unit		V680_1283_01		USD	4,423.00



<b>Ski 6 ft. 7 in.</b>					
Ski 2m, 1 piece		V689_1283_01		USD	180.00
<b>Single-Cell Sonic Sensor</b>					
Single-cell sonic sensor, 1 piece		V681_1283_01		USD	4,641.00
<b>Multi-Cell Sonic Sensor (CAN/Analog)</b>					
Multi-cell sonic sensor (Dash 3), 1 unit		V683_1283_01		USD	5,619.00
<b>Big MultiPlex Ski</b>					
Big MultiPlex Ski, 1 piece		V688_1283_03		USD	29,353.00
<b>Big MultiPlex Ski, electronic</b>					
Big MultiPlex Ski, electronic		V687_1283_01		USD	17,216.00
<b>Tractor Unit / Screed Interface</b>					
<b>Screed lock</b>					
Screed lock, manual		V400_1283_01		USD	-1,273.00
Screed lock, hydraulic	Standard	V400_1283_02		USD	0.00
<b>Screed Arm Guidance</b>					
Standard Guide for Screed Arm	Standard	V405_1283_01		USD	0.00
Guide rollers for screed arm		V405_1283_02		USD	1,247.00
<b>Screed Assist</b>					
Screed Assist	Standard	V420_1283_01		USD	0.00
<b>Machine ascent</b>					
Ascent for tractor unit without screed		V411_1283_01		USD	733.00
<b>Others</b>					
<b>Low-emissions package</b>					
EcoPlus low-emissions package	Standard	V202_1283_05		USD	0.00
<b>Traction drive</b>					
Traction drive (6x4)	Standard	V215_1283_02		USD	0.00
Traction drive (6x6)		V215_1283_03		USD	10,376.00
<b>Washdown system</b>					
Washdown system with tank and hose reel	Standard	V705_1283_02		USD	0.00
<b>Tools</b>					
Tools		V715_1283_01		USD	579.00
<b>Packing</b>					
Packing for transport by sea	Standard	V730_02		USD	0.00
<b>Paint finish</b>					
Paint finish, standard VÖGELE Green	Standard	V800_01		USD	0.00
<b>Grease filling, lubrication system</b>					
Adapter for connecting grease gun		V720_1283_01		USD	591.00
<b>Ventilation system</b>					
Ventilation system, machine without hardtop	Standard	V907_1283_01		USD	0.00

<b>Maintenance kit</b>					
Maintenance kit, 50 service hours		<b>V734_1283_01</b>		<b>USD</b>	<b>296.00</b>
Maintenance kit, 500 service hours		<b>V734_1283_05</b>		<b>USD</b>	<b>411.00</b>
Maintenance kit, 1,000 service hours		<b>V734_1283_06</b>		<b>USD</b>	<b>746.00</b>
<b>RoadScan</b>					
<b>VÖGELE RoadScan Kit</b>  <i>The Kit includes the pyrometer to measure the base temperature before paving, a USB port on the paver operator's ErgoPlus 3 console to export the saved data, the bracket for mounting on the paver roof (Dash 3), the cabling and software which can be activated in ErgoPlus 3. (The Kit is essential for operation of VÖGELE RoadScan.)</i>		<b>V240_1283_01</b>		<b>USD</b>	<b>3,163.00</b>
<b>VÖGELE RoadScan, temperature-measurement system</b>  <i>The high-precision infrared camera is the key component of VÖGELE RoadScan. It scans the asphalt pavement behind the screed over the entire area. The housing of the infrared camera also accommodates a high-precision GPS receiver. It records the exact position of the temperature data. (Requires the option VÖGELE RoadScan Kit)</i>		<b>V240_1283_02</b>		<b>USD</b>	<b>39,343.00</b>
<b>VÖGELE RoadScan, weather station</b>  <i>The weather station displays and documents the wind speed, wind direction, ambient temperature, air pressure and humidity.</i>		<b>V240_1283_03</b>		<b>USD</b>	<b>2,931.00</b>

WITOS FleetView Telematics System					
WITOS FleetView – professional telematics solution to optimize machine use and servicing	Standard	V777_1283_03		USD	0.00
<p><i>WITOS FleetView includes a control unit (TCU) with a GPS receiver and the usage rights for the web application WITOS FleetView. The web access function offers a compact overview of the machine status including consumption data, working times, position data, error messages and service intervals. (The actual amount of data available depends on the machine type). The availability of WITOS FleetView is guaranteed for 3 years from the date of delivery.</i></p>					
Screed Options					
Extending unit, right side					
Extending unit without berm, right	Standard	V103_EZ04_00		USD	0.00
Berme 305 mm (12"), RH		V103_EZ04_01		USD	4,860.00
Berme 457 mm (18"), RH		V103_EZ04_02		USD	4,860.00
Berme 610 mm (24"),RH		V103_EZ04_03		USD	4,860.00
Extending unit, left side					
Extending unit without berm, left	Standard	V104_EZ04_00		USD	0.00
Berme 305 mm (12"), LH		V104_EZ04_01		USD	4,860.00
Berme 457 mm (18"), LH		V104_EZ04_02		USD	4,860.00
Berme 610 mm (24"), LH		V104_EZ04_03		USD	4,860.00
Screed with berm					
Screed with berm		V108_EZ04_01		USD	489.00
Bolt-On Extension, Right-Hand Side, 30.5cm		V101_EZ04_12R		USD	2,237.00
Bolt-On Extension, Right-Hand Side, 45.7cm		V101_EZ04_18R		USD	2,237.00
Bolt-On Extension, Right-Hand Side, 61cm		V101_EZ04_24R		USD	2,237.00
Bolt-On Extension, Left-Hand Side, 30.5cm		V101_EZ04_12L		USD	2,237.00
Bolt-On Extension, Left-Hand Side, 45.7cm		V101_EZ04_18L		USD	2,237.00
Bolt-On Extension, Left-Hand Side, 61cm		V101_EZ04_24L		USD	2,237.00
Y-Cable for Coupling Bolt-On Extensions		V102_EZ04		USD	0.00

Wide Width Support Kit					
Wide Width Support Kit		V142_EZ04_01		USD	0.00
Heating rod for end gate ski					
Heating rod for end gate ski		V131_EZ04_01		USD	1,234.00
System for Paving Width Reduction					
Cut-Off Shoes, Left-Hand Side		V140_EZ04_01		USD	399.00
Cut-Off Shoes, Right-Hand Side		V140_EZ04_02		USD	399.00
Cut-Off Shoes, Neutral	V141_EZ04		USD		399.00
Thickness Control Screws					
Angle of attack adjustment, counterclockwise to increase mat thickness	Standard	V150_EZ04_01		USD	0.00
Angle of attack adjustment, clockwise to increase mat thickness		V150_EZ04_02		USD	0.00

**Price list****SUPER 1703-3i (4f) / Extending Screed VF  
500-3 V****Scope of supply – basic machine****Drive Unit**

- Liquid-cooled Cummins 4-cylinder diesel engine, QSB4.5-C173, 173 hp (129 kW) at 2,000rpm
- Engine complies with the applicable exhaust emission standards of the European Union (COM) 4 and USA (EPA, CARB) Tier 4f
- Electronic engine management

**Undercarriage**

- Hydrostatic traction drive (separate drives for powered wheels) with electronic traction control
- 2 powered rear wheels with tubeless tyres 14.00 R 25
- 4 front wheels of solid elastic rubber, 540/300-390, mounted on bogies
- Second steering axle, powered (6x4)
- Extremely small turning radius (11 ft. 5 in. (3.5 m) outside) thanks to "Pivot Steer"
- Service brake (multiple-disk brake, hydraulically pressurized) and hydraulically actuated parking brake

**Material Feed, Conveyors and Augers**

- Wide push-rollers, can be displaced forwards by 6 in. (150mm)
- 14.3 tons (13 tonnes) material hopper
- Hopper apron hydraulically operated
- 4 separate hydraulic drives for conveyors and augers
- Mechanical sensors for controlling the conveyors, conveyors can briefly be reversed
- Sonic sensors for controlling the augers
- Augers hydraulically adjustable in height, complete with limiting plates for the auger tunnel and bracing
- Manual auger override
- Automatic filling function for the auger tunnel during breaks in paving
- 3 left hand and 3 right hand 1 ft. (30.5 cm) stackable augers for a total of 6 ft. of augers

**Electrical System**

- On-board voltage 24V

**Screed Heating**

- Three-phase AC generator, air-cooled with electronic generator management

- Screed is also heated when diesel engine is running at idle
- Screed heating with electronic temperature control

#### Operator's Platform

- 2 Luxury operator's seats including seat heating, with side paneling and armrests, can be pivoted outwards
- Operator's seats and console can be easily and conveniently adjusted for ergonomic working
- Modular ErgoPlus 3 paver operator's console; large high-contrast colour display ensures easy operation and monitoring of paver functions
- 2 ErgoPlus 3 screed consoles for the right and left-hand screed sides, with colour display for setting up and monitoring paver and screed functions

#### Miscellaneous

- Centralized lubrication system for tractor unit
- Machine documentation
- Crown is set hydraulically

#### Total price of basic configuration

Bolt-on extension	Pave width	Generator	Price	
SUPER 1703-3i (4f) / Extending Screed VF 500-3 V				
Without bolt-on extensions	4.750	Generator, standard power output	USD	447,920.00
Bolt-on extensions, 2 x 1 ft.	5.350	Generator, standard power output	USD	456,091.00
Bolt-on extensions, 2 x 2 ft.	5.950	Generator, standard power output	USD	462,754.00

#### Operator's Stand

##### Operator's stand

Operator's stand without hardtop	Standard	V600_1283_04		USD	0.00
Hardtop in VÖGELE design		V600_1283_05		USD	10,517.00

##### Rear-view mirrors

Rearview mirror, 2 pieces, paver without hardtop		V606_1283_05		USD	1,041.00
--	--	--------------	--	-----	----------

#### Electrical System

##### Working lights

Working lights, halogen		V505_1283_01		USD	-3,407.00
Working lights, LED	Standard	V505_1283_03		USD	0.00

##### Extra working light

Working light for auger tunnel, 2 pieces	Standard	V506_1283_02		USD	0.00
--	----------	--------------	--	-----	------

<b>Light balloons</b>					
Light balloon, LED, 1 piece		V520_1283_03		USD	5,554.00
<i>For extensive and non-glare lighting of night-time job sites.</i>					
<i>(Requires the Schuko Power Outlet option)</i>					
<b>Bracket for light balloon</b>					
Bracket for LED light balloon, 2 pieces		V522_1283_01		USD	476.00
<b>Sockets</b>					
Socket outlet 12 V, 2 pieces	Standard	V510_1283_01		USD	0.00
Socket outlet 24 V, 2 pieces		V510_1283_02		USD	-296.00
<b>Power outlet</b>					
NEMA power outlet, 120 V, speed independent, 1 piece		V512_1283_01		USD	8,254.00
<b>Rotary beacons</b>					
All-round beacon, 1 piece, paver without hardtop	Standard	V515_1283_03		USD	0.00
<b>Reverse beeper</b>					
Reverse beeper, acoustic	Standard	V516_1283_01		USD	0.00
<b>Material Transport</b>					
<b>Limiting plates for auger tunnel</b>					
Power Tunnel		V313_1283_01		USD	6,557.00
Limiting Plate for Auger Tunnel, 3 ft. 3 in. (1 m)		V313_1283_02		USD	1,196.00
<b>Material transport</b>					
Material transport; standard	Standard	V320_1283_01		USD	0.00
<b>Push-rollers</b>					
Push-rollers	Standard	V323_1283_01		USD	0.00
Truck Hitch		V323_1283_03		USD	9,424.00
<b>Grade And Slope Control</b>					
<b>Automatic grade and slope control</b>					
NIVELTRONIC Plus	Standard	V650_1283_03		USD	0.00
Niveltronic Plus 3D		V650_1283_04		USD	3,870.00

<b>Slope Sensor</b>					
Slope Sensor	Standard	V670_1283_01		USD	0.00
<b>Bracket for grade sensor</b>					
Bracket for grade sensor, 1 piece  <i>For attachment of a mechanical or sonic grade sensor.</i>		V684_1283_01		USD	1,517.00
Bracket for grade sensor at VF screed, 1 piece  <i>For attachment of a mechanical or sonic grade sensor.</i>		V684_1283_03		USD	604.00
<b>Bracket, attachment of grade sensor to screed arm</b>					
Bracket, Attachment of Grade Sensor to Screed Arm, 1 piece		V686_1283_01		USD	579.00
Mounting kit to attach the bracket for the grade sensor for VF screed to the screed arm, 1 piece		V686_1283_03		USD	90.00
<b>Variable mechanical grade sensor</b>					
Variable mechanical grade sensor (Dash 3), 1 unit		V680_1283_01		USD	4,423.00
<b>Ski 6 ft. 7 in.</b>					
Ski 2m, 1 piece		V689_1283_01		USD	180.00
<b>Single-Cell Sonic Sensor</b>					
Single-cell sonic sensor, 1 piece		V681_1283_01		USD	4,641.00
<b>Multi-Cell Sonic Sensor (CAN/Analog)</b>					
Multi-cell sonic sensor (Dash 3), 1 unit		V683_1283_01		USD	5,619.00
<b>Big MultiPlex Ski</b>					
Big MultiPlex Ski, 1 piece		V688_1283_03		USD	29,353.00
<b>Big MultiPlex Ski, electronic</b>					
Big MultiPlex Ski, electronic		V687_1283_01		USD	17,216.00
<b>Tractor Unit / Screed Interface</b>					
<b>Screed lock</b>					
Screed lock, manual		V400_1283_01		USD	-1,273.00
Screed lock, hydraulic	Standard	V400_1283_02		USD	0.00
<b>Screed Arm Guidance</b>					
Standard Guide for Screed Arm	Standard	V405_1283_01		USD	0.00
Guide rollers for screed arm		V405_1283_02		USD	1,247.00
<b>Screed Assist</b>					
Screed Assist	Standard	V420_1283_01		USD	0.00
<b>Machine ascent</b>					
Ascent for tractor unit without screed		V411_1283_01		USD	733.00



Others					
Low-emissions package					
EcoPlus low-emissions package	Standard	V202_1283_05		USD	0.00
Traction drive					
Traction drive (6x4)	Standard	V215_1283_02		USD	0.00
Traction drive (6x6)		V215_1283_03		USD	10,376.00
Washdown system					
Washdown system with tank and hose reel	Standard	V705_1283_02		USD	0.00
Tools					
Tools		V715_1283_01		USD	579.00
Packing					
Packing for transport by sea	Standard	V730_02		USD	0.00
Paint finish					
Paint finish, standard VÖGELE Green	Standard	V800_01		USD	0.00
Grease filling, lubrication system					
Adapter for connecting grease gun		V720_1283_01		USD	591.00
Ventilation system					
Ventilation system, machine without hardtop	Standard	V907_1283_01		USD	0.00
Maintenance kit					
Maintenance kit, 50 service hours		V734_1283_01		USD	296.00
Maintenance kit, 500 service hours		V734_1283_05		USD	411.00
Maintenance kit, 1,000 service hours		V734_1283_06		USD	746.00
RoadScan					
VÖGELE RoadScan Kit		V240_1283_01		USD	3,163.00
<i>The Kit includes the pyrometer to measure the base temperature before paving, a USB port on the paver operator's ErgoPlus 3 console to export the saved data, the bracket for mounting on the paver roof (Dash 3), the cabling and software which can be activated in ErgoPlus 3. (The Kit is essential for operation of VÖGELE RoadScan.)</i>					

<p>VÖGELE RoadScan, temperature-measurement system</p> <p><i>The high-precision infrared camera is the key component of VÖGELE RoadScan. It scans the asphalt pavement behind the screed over the entire area. The housing of the infrared camera also accommodates a high-precision GPS receiver. It records the exact position of the temperature data. (Requires the option VÖGELE RoadScan Kit)</i></p>		<b>V240_1283_02</b>		<b>USD</b>	<b>39,343.00</b>
<p>VÖGELE RoadScan, weather station</p> <p><i>The weather station displays and documents the wind speed, wind direction, ambient temperature, air pressure and humidity.</i></p>		<b>V240_1283_03</b>		<b>USD</b>	<b>2,931.00</b>
<b>WITOS FleetView Telematics System</b>					
<p>WITOS FleetView – professional telematics solution to optimize machine use and servicing</p> <p><i>WITOS FleetView includes a control unit (TCU) with a GPS receiver and the usage rights for the web application WITOS FleetView. The web access function offers a compact overview of the machine status including consumption data, working times, position data, error messages and service intervals. (The actual amount of data available depends on the machine type). The availability of WITOS FleetView is guaranteed for 3 years from the date of delivery.</i></p>	<b>Standard</b>	<b>V777_1283_03</b>		<b>USD</b>	<b>0.00</b>

Screed Options					
Measuring sensors, screed					
Display of vibration speed		V120_30AB_02		USD	874.00
Extending unit, right side					
Extending unit without berm, right	Standard	V103_30AB_00		USD	0.00
Extending unit, left side					
Extending unit without berm, left	Standard	V104_30AB_00		USD	0.00
Heating rod for end gate ski					
Heating rod for end gate ski		V131_30AB_01		USD	990.00
System for Paving Width Reduction					
Cut-off shoes, 6 in., 2 pieces		V141_30AB_01		USD	617.00
Cut-off shoes, 6 in., 4 pieces		V141_30AB_02		USD	1,067.00
Cut-off shoes, 6 in., 6 pieces		V141_30AB_03		USD	1,530.00
Cut-off shoes, 6 in., 8 pieces		V141_30AB_04		USD	1,980.00
Angle of attack adjustment					
Angle of attack adjustment, counterclockwise to increase mat thickness	Standard	V150_30AB_01		USD	0.00
Angle of attack adjustment, clockwise to increase mat thickness		V150_30AB_02		USD	0.00

**Price list****SUPER 2000-3i (4f) / Carlson EZIV-10 Screed****Scope of supply – basic machine****Drive Unit**

- Liquid-cooled Cummins 6-cylinder diesel engine, QSB6.7-C250, 250 hp (186kW) at 2,000rpm
- Engine complies with the applicable exhaust emission standards of the European Union (COM) 4 and USA (EPA) Tier 4f
- Electronic engine management

**Undercarriage**

- Hydrostatic traction drive
- Continuous rubber tracks, ground contact 9 ft. 10 in. x 1 ft. 6 in. (2,994 x 457 mm)
- Low-maintenance multiple-disk brakes, lock on automatically without oil pressure

**Material Feed, Conveyors and Augers**

- Wide push-rollers, oscillating, can be displaced forwards by 3 in. (75 mm) or 6 in. (150 mm)
- 16.5 tons (15 tonnes) material hopper
- Hopper apron hydraulically operated
- 4 separate hydraulic drives for conveyors and augers
- Mechanical sensors for controlling the conveyors, conveyors can briefly be reversed
- Sonic sensors for controlling the augers
- Augers reversible and hydraulically adjustable in height, complete with limiting plates for auger tunnel and bracing
- Manual auger override
- Automatic filling function for the auger tunnel during breaks in paving
- 3 left hand and 3 right hand 1 ft. (30.5 cm) stackable augers for a total of 6 ft. of augers

**Electrical System**

- On-board voltage 24V

**Screed Heating**

- Three-phase AC generator, oil-cooled with electronic generator management
- Screed is also heated when diesel engine is running at idle
- Screed heating with electronic temperature control

**Operator's Platform**

- 2 comfortable heated operator's seats, can be pivoted outwards

- Operator's seats and console can be easily and conveniently adjusted for ergonomic working
- Modular ErgoPlus paver operator's console; large high-contrast colour display ensures easy operation and monitoring of paver functions
- 2 ErgoPlus screed consoles for the right and left-hand screed sides, with colour display for setting up and monitoring paver and screed functions

#### Miscellaneous

- Centralized lubrication system for tractor unit with electronic level indication on the display
- Machine documentation
- Crown is set hydraulically

**Total price of basic configuration**

**USD 557,100.00**

#### Operator's Stand

##### Operator's stand

Operator's stand without hardtop	Standard	V600_1174_00		USD	0.00
Hardtop with sunshades, VÖGELE design		V600_1174_01		USD	11,327.00

##### Rear-view mirrors

Rearview mirror, 2 pieces, paver without hardtop		V606_1174_01		USD	1,041.00
--	--	--------------	--	-----	----------

#### Electrical System

##### Working lights

Working lights, halogen		V505_1174_01		USD	-3,407.00
Working lights, LED	Standard	V505_1174_03		USD	0.00

##### Extra working light

Working light for auger tunnel, 2 pieces	Standard	V506_1174_02		USD	0.00
--	----------	--------------	--	-----	------

##### Light balloons

Light balloon, LED, 1 piece		V520_1174_03		USD	5,554.00
<i>For extensive and non-glare lighting of night-time job sites.</i>  <i>(Requires the Schuko Power Outlet option)</i>					

##### Bracket for light balloon

Bracket for LED light balloon, 2 pieces		V522_1174_01		USD	476.00
---	--	--------------	--	-----	--------

##### Power outlet

Socket outlet 12 V, 2 pieces	Standard	V510_1174_02		USD	0.00
Socket outlet 24 V, 2 pieces		V510_1174_03		USD	-296.00

<b>Power outlet</b>					
NEMA power outlet, 120 V, speed independent, 1 piece		V512_1174_01		USD	8,254.00
<b>Rotary beacon</b>					
All-round beacon, 1 piece, paver without hardtop	Standard	V515_1174_01		USD	0.00
<b>Reverse beeper</b>					
Reverse beeper, acoustic	Standard	V516_1174_01		USD	
<b>Material Transport</b>					
<b>Power Tunnel</b>					
Power Tunnel	Standard	V313_1174_01		USD	0.00
<b>Material transport</b>					
Material transport; standard	Standard	V320_1174_01		USD	0.00
<b>Push-rollers</b>					
Push-rollers	Standard	V323_1174_01		USD	0.00
Truck Hitch		V323_1174_03		USD	7,573.00
<b>Grade And Slope Control</b>					
<b>Automatic grade and slope control</b>					
NIVELTRONIC Plus	Standard	V650_1174_01		USD	0.00
Niveltronic Plus 3D		V650_1174_02		USD	3,870.00
<b>Slope Sensor</b>					
Slope Sensor	Standard	V670_1174_01		USD	0.00
<b>Bracket for grade sensor</b>					
Bracket for grade sensor, 1 piece		V684_1174_01		USD	1,517.00
<i>For attachment of a mechanical or sonic grade sensor.</i>					
Bracket for grade sensor at VF screed, 1 piece		V684_1174_03		USD	604.00
<i>For attachment of a mechanical or sonic grade sensor.</i>					
<b>Bracket, attachment of grade sensor to screed arm</b>					
Bracket, Attachment of Grade Sensor to Screed Arm, 1 piece		V686_1174_01		USD	579.00
Mounting kit to attach the bracket for the grade sensor for VF screed to the screed arm, 1 piece		V686_1174_03		USD	90.00
<b>Variable mechanical grade sensor</b>					
Variable mechanical grade sensor (Dash 3), 1 unit		V680_1174_01		USD	4,423.00
<b>Ski 6 ft. 7 in.</b>					
Ski 2m, 1 piece		V689_1174_01		USD	180.00
<b>Single-Cell Sonic Sensor</b>					
Single-cell sonic sensor, 1 piece		V681_1174_03		USD	4,641.00

<b>Multi-Cell Sonic Sensor (CAN/Analog)</b>					
Multi-cell sonic sensor (Dash 3), 1 unit		V683_1174_03		USD	5,619.00
<b>Big MultiPlex Ski</b>					
Big MultiPlex Ski, 1 piece		V688_1174_03		USD	29,353.00
<b>Big MultiPlex Ski, electronic</b>					
Big MultiPlex Ski, electronic		V687_1174_01		USD	17,216.00
<b>Tractor Unit / Screed Interface</b>					
<b>Screed lock</b>					
Screed lock, manual		V400_1174_01		USD	-1,311.00
Screed lock, hydraulic	Standard	V400_1174_02		USD	0.00
<b>Screed Arm Guidance</b>					
Standard Guide for Screed Arm	Standard	V405_1174_01		USD	0.00
Guide rollers for screed arm		V405_1174_02		USD	1,273.00
<b>Screed Assist</b>					
Screed Assist		V420_1174_01		USD	1,671.00
<b>Machine ascent</b>					
Ascent for tractor unit without screed		V411_1174_01		USD	604.00
<b>Others</b>					
<b>Low-emissions package</b>					
EcoPlus low-emissions package	Standard	V202_1174_03		USD	0.00
<b>Hydraulic oil</b>					
Hydraulic system filled with mineral oil	Standard	V700_01		USD	0.00
<b>Washdown system</b>					
Washdown system with tank and hose reel	Standard	V705_1174_01		USD	0.00
<b>Tools</b>					
Tools		V715_1174_01		USD	579.00
<b>Packing</b>					
Packing for transport by sea	Standard	V730_02		USD	0.00
<b>Paint finish</b>					
Paint finish, standard VÖGELE Green	Standard	V800_01		USD	0.00
<b>Grease filling, lubrication system</b>					
Adapter for connecting grease gun		V720_1174_01		USD	849.00
<b>Ventilation system</b>					
Ventilation system	Standard	V907_01		USD	0.00
<b>Maintenance kit</b>					
Maintenance kit, 50 service hours		V734_1174_01		USD	296.00
Maintenance kit, 500 service hours		V734_1174_05		USD	411.00
Maintenance kit, 1,000 service hours		V734_1174_06		USD	733.00

<b>RoadScan</b>					
VÖGELE RoadScan Kit		<b>V240_1174_01</b>		<b>USD</b>	<b>3,163.00</b>
<i>The Kit includes the pyrometer to measure the base temperature before paving, a USB port on the paver operator's ErgoPlus 3 console to export the saved data, the bracket for mounting on the paver roof (Dash 3), the cabling and software which can be activated in ErgoPlus 3. (The Kit is</i>					
VÖGELE RoadScan, temperature-measurement system		<b>V240_1174_02</b>		<b>USD</b>	<b>39,343.00</b>
<i>The high-precision infrared camera is the key component of VÖGELE RoadScan. It scans the asphalt pavement behind the screed over the entire area. The housing of the infrared camera also accommodates a high-precision GPS receiver. It records the exact position of the temperature data. (Requires the</i>					
VÖGELE RoadScan, weather station		<b>V240_1174_03</b>		<b>USD</b>	<b>2,931.00</b>
<i>The weather station displays and documents the wind speed, wind direction, ambient temperature, air pressure and humidity.</i>					
<b>WITOS FleetView Telematics System</b>					
WITOS FleetView – professional telematics solution to optimize machine use and servicing	<b>Standard</b>	<b>V777_1174_01</b>		<b>USD</b>	<b>0.00</b>
<i>WITOS FleetView includes a control unit (TCU) with a GPS receiver and the usage rights for the web application WITOS FleetView. The web access function offers a compact overview of the machine status including consumption data, working times, position data, error messages and service intervals. (The actual amount of data available depends on the machine type). The availability</i>					
<b>Screed Options</b>					
<b>Extending unit, right side</b>					
Extending unit without berm, right	<b>Standard</b>	<b>V103_EZ04_00</b>		<b>USD</b>	<b>0.00</b>
Berme 305 mm (12"), RH		<b>V103_EZ04_01</b>		<b>USD</b>	<b>4,860.00</b>
Berme 457 mm (18"), RH		<b>V103_EZ04_02</b>		<b>USD</b>	<b>4,860.00</b>
Berme 610 mm (24"),RH		<b>V103_EZ04_03</b>		<b>USD</b>	<b>4,860.00</b>



<b>Extending unit, left side</b>					
Extending unit without berm, left	Standard	V104_EZ04_00		USD	0.00
Berme 305 mm (12"), LH		V104_EZ04_01		USD	4,860.00
Berme 457 mm (18"), LH		V104_EZ04_02		USD	4,860.00
Berme 610 mm (24"), LH		V104_EZ04_03		USD	4,860.00
<b>Screed with berm</b>					
Screed with berm		V108_EZ04_01		USD	489.00
Bolt-On Extension, Left-Hand Side, 30.5cm		V101_EZ04_12L		USD	2,237.00
Bolt-On Extension, Left-Hand Side, 45.7cm		V101_EZ04_18L		USD	2,237.00
Bolt-On Extension, Left-Hand Side, 61cm		V101_EZ04_24L		USD	2,237.00
Bolt-On Extension, Right-Hand Side, 30.5cm		V101_EZ04_12R		USD	2,237.00
Bolt-On Extension, Right-Hand Side, 45.7cm		V101_EZ04_18R		USD	2,237.00
Bolt-On Extension, Right-Hand Side, 61cm		V101_EZ04_24R		USD	2,237.00
Y-Cable for Coupling Bolt-On Extensions		V102_EZ04		USD	0.00
<b>Wide Width Support Kit</b>					
Wide Width Support Kit		V142_EZ04_01		USD	0.00
<b>Heating rod for end gate ski</b>					
Heating rod for end gate ski		V131_EZ04_01		USD	1,234.00
<b>System for Paving Width Reduction</b>					
Cut-Off Shoes, Left-Hand Side		V140_EZ04_01		USD	399.00
Cut-Off Shoes, Right-Hand Side		V140_EZ04_02		USD	399.00
Cut-Off Shoes, Neutral		V141_EZ04		USD	399.00
<b>Thickness Control Screws</b>					
Angle of attack adjustment, counterclockwise to increase mat thickness	Standard	V150_EZ04_01		USD	0.00
Angle of attack adjustment, clockwise to increase mat thickness		V150_EZ04_02		USD	0.00

**Price list****SUPER 2000-3i (4f) / Extending Screed VF  
600-3 V****Scope of supply – basic machine****Drive Unit**

- Liquid-cooled Cummins 6-cylinder diesel engine, QSB6.7-C250, 250 hp (186kW) at 2,000rpm
- Engine complies with the applicable exhaust emission standards of the European Union (COM) 4 and USA (EPA) Tier 4f
- Electronic engine management

**Undercarriage**

- Hydrostatic traction drive
- Continuous rubber tracks, ground contact 9 ft. 10 in. x 1 ft. 6 in. (2,994 x 457 mm)
- Low-maintenance multiple-disk brakes, lock on automatically without oil pressure

**Material Feed, Conveyors and Augers**

- Wide push-rollers, oscillating, can be displaced forwards by 3 in. (75 mm) or 6 in. (150 mm)
- 16.5 tons (15 tonnes) material hopper
- Hopper apron hydraulically operated
- 4 separate hydraulic drives for conveyors and augers
- Mechanical sensors for controlling the conveyors, conveyors can briefly be reversed
- Sonic sensors for controlling the augers
- Augers reversible and hydraulically adjustable in height, complete with limiting plates for auger tunnel and bracing
- Manual auger override
- Automatic filling function for the auger tunnel during breaks in paving
- 3 left hand and 3 right hand 1 ft. (30.5 cm) stackable augers for a total of 6 ft. of augers

**Electrical System**

- On-board voltage 24V

**Screed Heating**

- Three-phase AC generator, oil-cooled with electronic generator management
- Screed is also heated when diesel engine is running at idle
- Screed heating with electronic temperature control

**Operator's Platform**

- 2 comfortable heated operator's seats, can be pivoted outwards

- Operator's seats and console can be easily and conveniently adjusted for ergonomic working
- Modular ErgoPlus paver operator's console; large high-contrast colour display ensures easy operation and monitoring of paver functions
- 2 ErgoPlus screed consoles for the right and left-hand screed sides, with colour display for setting up and monitoring paver and screed functions

#### Miscellaneous

- Centralized lubrication system for tractor unit with electronic level indication on the display
- Machine documentation
- Crown is set hydraulically

Total price of basic configuration				
Bolt-on extension	Pave width	Generator	Price	
SUPER 2000-3i (4f) / Extending Screed VF 600-3 V				
Without bolt-on extensions	5.950	Generator, standard power output	USD	553,886.00
Bolt-on extensions, 2 x 1 ft.	6.550	Generator, standard power output	USD	561,986.00
Bolt-on extensions, 2 x 2 ft.	7.150	Generator, standard power output	USD	574,971.00
Bolt-on extensions, 2 x 1 ft.; 2 x 2 ft.	7.750	Generator, standard power output	USD	583,071.00

Operator's Stand					
Operator's stand					
Operator's stand without hardtop	Standard	V600_1174_00		USD	0.00
Hardtop with sunshades, VÖGELE design		V600_1174_01		USD	11,327.00
Rear-view mirrors					
Rearview mirror, 2 pieces, paver without hardtop		V606_1174_01		USD	1,041.00
Electrical System					
Working lights					
Working lights, halogen		V505_1174_01		USD	-3,407.00

Working lights, LED	Standard	V505_1174_03		USD	0.00
<b>Extra working light</b>					
Working light for auger tunnel, 2 pieces	Standard	V506_1174_02		USD	0.00
<b>Light balloons</b>					
Light balloon, LED, 1 piece  <i>For extensive and non-glare lighting of night-time job sites.</i>  <i>(Requires the Schuko Power Outlet option)</i>		V520_1174_03		USD	5,554.00
<b>Bracket for light balloon</b>					
Bracket for LED light balloon, 2 pieces		V522_1174_01		USD	476.00
<b>Power outlet</b>					
Socket outlet 12 V, 2 pieces	Standard	V510_1174_02		USD	0.00
Socket outlet 24 V, 2 pieces		V510_1174_03		USD	-296.00
<b>Power outlet</b>					
NEMA power outlet, 120 V, speed independent, 1 piece		V512_1174_01		USD	8,254.00
<b>Rotary beacon</b>					
All-round beacon, 1 piece, paver without hardtop	Standard	V515_1174_01		USD	0.00
<b>Reverse beeper</b>					
Reverse beeper, acoustic	Standard	V516_1174_01		USD	0.00
<b>Material Transport</b>					
<b>Power Tunnel</b>					
Power Tunnel	Standard	V313_1174_01		USD	0.00
<b>Material transport</b>					
Material transport; standard	Standard	V320_1174_01		USD	0.00
Heavy-duty kit		V320_1174_02		USD	6,261.00
<b>Push-rollers</b>					
Push-rollers	Standard	V323_1174_01		USD	0.00
Truck Hitch		V323_1174_03		USD	7,573.00
<b>Grade And Slope Control</b>					
<b>Automatic grade and slope control</b>					
NIVELTRONIC Plus	Standard	V650_1174_01		USD	0.00
Niveltronic Plus 3D		V650_1174_02		USD	3,870.00
<b>Slope Sensor</b>					
Slope Sensor	Standard	V670_1174_01		USD	0.00

<b>Bracket for grade sensor</b>					
Bracket for grade sensor, 1 piece		V684_1174_01		USD	1,517.00
<i>For attachment of a mechanical or sonic grade sensor.</i>					
Bracket for grade sensor at VF screed, 1 piece		V684_1174_03		USD	604.00
<i>For attachment of a mechanical or sonic grade sensor.</i>					
<b>Bracket, attachment of grade sensor to screed arm</b>					
Bracket, Attachment of Grade Sensor to Screed Arm, 1 piece		V686_1174_01		USD	579.00
Mounting kit to attach the bracket for the grade sensor for VF screed to the screed arm, 1 piece		V686_1174_03		USD	90.00
<b>Variable mechanical grade sensor</b>					
Variable mechanical grade sensor (Dash 3), 1 unit		V680_1174_01		USD	4,423.00
<b>Ski 6 ft. 7 in.</b>					
Ski 2m, 1 piece		V689_1174_01		USD	180.00
<b>Single-Cell Sonic Sensor</b>					
Single-cell sonic sensor, 1 piece		V681_1174_03		USD	4,641.00
<b>Multi-Cell Sonic Sensor (CAN/Analog)</b>					
Multi-cell sonic sensor (Dash 3), 1 unit		V683_1174_03		USD	5,619.00
<b>Big MultiPlex Ski</b>					
Big MultiPlex Ski, 1 piece		V688_1174_03		USD	29,353.00
<b>Big MultiPlex Ski, electronic</b>					
Big MultiPlex Ski, electronic		V687_1174_01		USD	17,216.00
<b>Tractor Unit / Screed Interface</b>					
<b>Screed lock</b>					
Screed lock, manual		V400_1174_01		USD	-1,311.00
Screed lock, hydraulic	Standard	V400_1174_02		USD	0.00
<b>Screed Arm Guidance</b>					
Standard Guide for Screed Arm	Standard	V405_1174_01		USD	0.00
Guide rollers for screed arm		V405_1174_02		USD	1,273.00
<b>Screed Assist</b>					
Screed Assist		V420_1174_01		USD	1,671.00
<b>Tamper</b>					
Preparation for screed in TV version		V428_1174_02		USD	1,929.00
<b>Machine ascent</b>					
Ascent for tractor unit without screed		V411_1174_01		USD	604.00

Others					
<b>Low-emissions package</b>					
EcoPlus low-emissions package	Standard	V202_1174_03		USD	0.00
<b>Hydraulic oil</b>					
Hydraulic system filled with mineral oil	Standard	V700_01		USD	0.00
<b>Washdown system</b>					
Washdown system with tank and hose reel	Standard	V705_1174_01		USD	0.00
<b>Tools</b>					
Tools		V715_1174_01		USD	579.00
<b>Packing</b>					
Packing for transport by sea	Standard	V730_02		USD	0.00
<b>Paint finish</b>					
Paint finish, standard VÖGELE Green	Standard	V800_01		USD	0.00
Paint finish, client's design		V800_02		USD	3,330.00
<b>Grease filling, lubrication system</b>					
Adapter for connecting grease gun		V720_1174_01		USD	849.00
<b>Ventilation system</b>					
Ventilation system	Standard	V907_01		USD	0.00
<b>Maintenance kit</b>					
Maintenance kit, 50 service hours		V734_1174_01		USD	296.00
Maintenance kit, 500 service hours		V734_1174_05		USD	411.00
Maintenance kit, 1,000 service hours		V734_1174_06		USD	733.00
<b>RoadScan</b>					
VÖGELE RoadScan Kit  <i>The Kit includes the pyrometer to measure the base temperature before paving, a USB port on the paver operator's ErgoPlus 3 console to export the saved data, the bracket for mounting on the paver roof (Dash 3), the cabling and software which can be activated in ErgoPlus 3. (The Kit is</i>		V240_1174_01		USD	3,163.00
VÖGELE RoadScan, temperature-measurement system  <i>The high-precision infrared camera is the key component of VÖGELE RoadScan. It scans the asphalt pavement behind the screed over the entire area. The housing of the infrared camera also accommodates a high-precision GPS receiver. It records the exact position of the temperature data. (Requires the option VÖGELE RoadScan Kit)</i>		V240_1174_02		USD	39,343.00

VÖGELE RoadScan, weather station		V240_1174_03		USD	2,931.00
<i>The weather station displays and documents the wind speed, wind direction, ambient temperature, air pressure and humidity.</i>					
<b>WITOS FleetView Telematics System</b>					
WITOS FleetView – professional telematics solution to optimize machine use and servicing	Standard	V777_1174_01		USD	0.00
<i>WITOS FleetView includes a control unit (TCU) with a GPS receiver and the usage rights for the web application WITOS FleetView. The web access function offers a compact overview of the machine status including consumption data, working times, position data, error messages and service intervals. (The actual amount of data available depends on the machine configuration.)</i>					
<b>Screed Options</b>					
<b>Measuring sensors, screed</b>					
Display of vibration speed		V120_31AB_02		USD	874.00
<b>Extending unit, right side</b>					
Extending unit without berm, right	Standard	V103_31AB_00		USD	0.00
<b>Extending unit, left side</b>					
Extending unit without berm, left	Standard	V104_31AB_00		USD	0.00
<b>Heating rod for end gate ski</b>					
Heating rod for end gate ski		V131_31AB_01		USD	990.00
<b>System for Paving Width Reduction</b>					
Cut-off shoes, 6 in., 2 pieces		V141_31AB_01		USD	617.00
Cut-off shoes, 6 in., 4 pieces		V141_31AB_02		USD	1,067.00
Cut-off shoes, 6 in., 6 pieces		V141_31AB_03		USD	1,530.00
Cut-off shoes, 6 in., 8 pieces		V141_31AB_04		USD	1,980.00
<b>Angle of attack adjustment</b>					
Angle of attack adjustment, counterclockwise to increase mat thickness	Standard	V150_31AB_01		USD	0.00
Angle of attack adjustment, clockwise to increase mat thickness		V150_31AB_02		USD	0.00
Date: 11/23/2020					

**Price list****SUPER 2000-3i (4f) / VR 600-2 V Extending  
Screed****Scope of supply – basic machine****Drive Unit**

- Liquid-cooled Cummins 6-cylinder diesel engine, QSB6.7-C250, 250 hp (186kW) at 2,000rpm
- Engine complies with the applicable exhaust emission standards of the European Union (COM) 4 and USA (EPA) Tier 4f
- Electronic engine management

**Undercarriage**

- Hydrostatic traction drive
- Continuous rubber tracks, ground contact 9 ft. 10 in. x 1 ft. 6 in. (2,994 x 457 mm)
- Low-maintenance multiple-disk brakes, lock on automatically without oil pressure

**Material Feed, Conveyors and Augers**

- Wide push-rollers, oscillating, can be displaced forwards by 3 in. (75 mm) or 6 in. (150 mm)
- 16.5 tons (15 tonnes) material hopper
- Hopper apron hydraulically operated
- 4 separate hydraulic drives for conveyors and augers
- Mechanical sensors for controlling the conveyors, conveyors can briefly be reversed
- Sonic sensors for controlling the augers
- Augers reversible and hydraulically adjustable in height, complete with limiting plates for auger tunnel and bracing
- Manual auger override
- Automatic filling function for the auger tunnel during breaks in paving
- 3 left hand and 3 right hand 1 ft. (30.5 cm) stackable augers for a total of 6 ft. of augers

**Electrical System**

- On-board voltage 24V

**Screed Heating**

- Three-phase AC generator, oil-cooled with electronic generator management
- Screed is also heated when diesel engine is running at idle
- Screed heating with electronic temperature control

**Operator's Platform**

- 2 comfortable heated operator's seats, can be pivoted outwards



- Operator's seats and console can be easily and conveniently adjusted for ergonomic working
- Modular ErgoPlus paver operator's console; large high-contrast colour display ensures easy operation and monitoring of paver functions
- 2 ErgoPlus screed consoles for the right and left-hand screed sides, with colour display for setting up and monitoring paver and screed functions

#### Miscellaneous

- Centralized lubrication system for tractor unit with electronic level indication on the display
- Machine documentation
- Crown is set hydraulically

Total price of basic configuration				
Bolt-on extension	Pave width	Generator	Price	
SUPER 2000-3i (4f) / VR 600-2 V Extending Screed				
Without bolt-on extensions	6.000	Generator, standard power output	USD	555,429.00
Bolt-on extensions, 2 x 2 ft. 2 in.	7.300	Generator, standard power output	USD	576,643.00
Bolt-on extensions, 4 x 2 ft. 2 in.	8.600	Generator, standard power output	USD	591,943.00

Operator's Stand					
<b>Operator's stand</b>					
Operator's stand without hardtop	Standard	V600_1174_00		USD	0.00
Hardtop with sunshades, VÖGELE design		V600_1174_01		USD	11,327.00
<b>Rear-view mirrors</b>					
Rearview mirror, 2 pieces, paver without hardtop		V606_1174_01		USD	1,041.00
<b>Electrical System</b>					
<b>Working lights</b>					
Working lights, halogen		V505_1174_01		USD	-3,407.00
Working lights, LED	Standard	V505_1174_03		USD	0.00
<b>Extra working light</b>					
Working light for auger tunnel, 2 pieces	Standard	V506_1174_02		USD	0.00
<b>Light balloons</b>					
Light balloon, LED, 1 piece		V520_1174_03		USD	5,554.00
<i>For extensive and non-glare lighting of night-time job sites.</i>  <i>(Requires the Schuko Power Outlet option)</i>					

<b>Bracket for light balloon</b>					
Bracket for LED light balloon, 2 pieces		V522_1174_01		USD	476.00
<b>Power outlet</b>					
Socket outlet 12 V, 2 pieces	Standard	V510_1174_02		USD	0.00
Socket outlet 24 V, 2 pieces		V510_1174_03		USD	-296.00
<b>Power outlet</b>					
NEMA power outlet, 120 V, speed independent, 1 piece		V512_1174_01		USD	8,254.00
<b>Rotary beacon</b>					
All-round beacon, 1 piece, paver without hardtop	Standard	V515_1174_01		USD	0.00
<b>Reverse beeper</b>					
Reverse beeper, acoustic	Standard	V516_1174_01		USD	0.00
<b>Material Transport</b>					
<b>Power Tunnel</b>					
Power Tunnel	Standard	V313_1174_01		USD	0.00
<b>Material transport</b>					
Material transport; standard	Standard	V320_1174_01		USD	0.00
<b>Push-rollers</b>					
Push-rollers	Standard	V323_1174_01		USD	0.00
Truck Hitch		V323_1174_03		USD	7,573.00
<b>Grade And Slope Control</b>					
<b>Automatic grade and slope control</b>					
NIVELTRONIC Plus	Standard	V650_1174_01		USD	0.00
Niveltronic Plus 3D		V650_1174_02		USD	3,870.00
<b>Slope Sensor</b>					
Slope Sensor	Standard	V670_1174_01		USD	0.00
<b>Bracket for grade sensor</b>					
Bracket for grade sensor, 1 piece  <i>For attachment of a mechanical or sonic grade sensor.</i>		V684_1174_01		USD	1,517.00
Bracket for grade sensor at VF screed, 1 piece  <i>For attachment of a mechanical or sonic grade sensor.</i>		V684_1174_03		USD	604.00
<b>Bracket, attachment of grade sensor to screed arm</b>					
Bracket, Attachment of Grade Sensor to Screed Arm, 1 piece		V686_1174_01		USD	579.00
<b>Variable mechanical grade sensor</b>					
Variable mechanical grade sensor (Dash 3), 1 unit		V680_1174_01		USD	4,423.00
<b>Ski 6 ft. 7 in.</b>					
Ski 2m, 1 piece		V689_1174_01		USD	180.00

<b>Single-Cell Sonic Sensor</b>					
Single-cell sonic sensor, 1 piece		V681_1174_03		USD	4,641.00
<b>Multi-Cell Sonic Sensor (CAN/Analog)</b>					
Multi-cell sonic sensor (Dash 3), 1 unit		V683_1174_03		USD	5,619.00
<b>Big MultiPlex Ski</b>					
Big MultiPlex Ski, 1 piece		V688_1174_03		USD	29,353.00
<b>Big MultiPlex Ski, electronic</b>					
Big MultiPlex Ski, electronic		V687_1174_01		USD	17,216.00
<b>Tractor Unit / Screed Interface</b>					
<b>Screed lock</b>					
Screed lock, manual		V400_1174_01		USD	-1,311.00
Screed lock, hydraulic	Standard	V400_1174_02		USD	0.00
<b>Screed Arm Guidance</b>					
Standard Guide for Screed Arm	Standard	V405_1174_01		USD	0.00
Guide rollers for screed arm		V405_1174_02		USD	1,273.00
<b>Screed Assist</b>					
Screed Assist		V420_1174_01		USD	1,671.00
<b>Machine ascent</b>					
Ascent for tractor unit without screed		V411_1174_01		USD	604.00
<b>Others</b>					
<b>Low-emissions package</b>					
EcoPlus low-emissions package	Standard	V202_1174_03		USD	0.00
<b>Hydraulic oil</b>					
Hydraulic system filled with mineral oil	Standard	V700_01		USD	0.00
<b>Washdown system</b>					
Washdown system with tank and hose reel	Standard	V705_1174_01		USD	0.00
<b>Tools</b>					
Tools		V715_1174_01		USD	579.00
<b>Packing</b>					
Packing for transport by sea	Standard	V730_02		USD	0.00
<b>Paint finish</b>					
Paint finish, standard VÖGELE Green	Standard	V800_01		USD	0.00
Paint finish, client's design		V800_02		USD	3,330.00
<b>Grease filling, lubrication system</b>					
Adapter for connecting grease gun		V720_1174_01		USD	849.00
<b>Ventilation system</b>					
Ventilation system	Standard	V907_01		USD	0.00

<b>Maintenance kit</b>					
Maintenance kit, 50 service hours		<b>V734_1174_01</b>		<b>USD</b>	<b>296.00</b>
Maintenance kit, 500 service hours		<b>V734_1174_05</b>		<b>USD</b>	<b>411.00</b>
Maintenance kit, 1,000 service hours		<b>V734_1174_06</b>		<b>USD</b>	<b>733.00</b>
<b>RoadScan</b>					
<p>VÖGELE RoadScan Kit</p> <p><i>The Kit includes the pyrometer to measure the base temperature before paving, a USB port on the paver operator's ErgoPlus 3 console to export the saved data, the bracket for mounting on the paver roof (Dash 3), the cabling and software which can be activated in ErgoPlus 3. (The Kit is essential for operation of VÖGELE RoadScan.)</i></p>		<b>V240_1174_01</b>		<b>USD</b>	<b>3,163.00</b>
<p>VÖGELE RoadScan, temperature-measurement system</p> <p><i>The high-precision infrared camera is the key component of VÖGELE RoadScan. It scans the asphalt pavement behind the screed over the entire area. The housing of the infrared camera also accommodates a high-precision GPS receiver. It records the exact position of the temperature data. (Requires the option VÖGELE RoadScan Kit)</i></p>		<b>V240_1174_02</b>		<b>USD</b>	<b>39,343.00</b>
<p>VÖGELE RoadScan, weather station</p> <p><i>The weather station displays and documents the wind speed, wind direction, ambient temperature, air pressure and humidity.</i></p>		<b>V240_1174_03</b>		<b>USD</b>	<b>2,931.00</b>
<b>WITOS FleetView Telematics System</b>					
<p>WITOS FleetView – professional telematics solution to optimize machine use and servicing</p> <p><i>WITOS FleetView includes a control unit (TCU) with a GPS receiver and the usage rights for the web application WITOS FleetView. The web access function offers a compact overview of the machine status including consumption data, working times, position data, error messages and service intervals. (The actual amount of data available depends on the machine type). The availability of WITOS FleetView is</i></p>	<b>Standard</b>	<b>V777_1174_01</b>		<b>USD</b>	<b>0.00</b>

Screed Options					
Monitoring system for screed heating					
Without Monitoring System for Screed Heating	Standard	V110_18AB_00		USD	0.00
Monitoring of heating rods		V110_18AB_01		USD	6,313.00
Measuring sensors, screed					
Display of vibration speed		V120_18AB_02		USD	874.00
Height adjustment, end gate					
Height adjustment of end gate, mechanical	Standard	V126_18AB_01		USD	0.00
Height adjustment of end gate, hydraulic		V126_18AB_02		USD	6,737.00
Heating rod for end gate ski					
Heating rod for end gate ski		V131_18AB_01		USD	1,131.00
Edger plates					
Edger plate, 52°, 1 in., 2 pieces		V132_18AB_01		USD	1,119.00
Edger plate, 52°, 2 in., 2 pieces		V132_18AB_02		USD	1,363.00
Heating rod for edger plate, 2 pieces		V134_18AB		USD	900.00
Angle of attack adjustment					
Angle of attack adjustment, counterclockwise to increase mat thickness	Standard	V150_18AB_01		USD	0.00
Angle of attack adjustment, clockwise to increase mat thickness		V150_18AB_02		USD	0.00

**Price list****SUPER 2003-3i (4f) / Carlson EZIV-10 Screed****Scope of supply – basic machine****Drive Unit**

- Liquid-cooled Cummins 6-cylinder diesel engine, QSB6.7-C240, 240 hp (179kW) at 2,000rpm
- Engine complies with the applicable exhaust emission standards of the European Union (COM) 4 and USA (EPA) Tier 4f
- Electronic engine management

**Undercarriage**

- Hydrostatic traction drive (separate drives for powered wheels) with electronic traction control
- 4 front wheels of solid elastic rubber, 540/300-390, mounted on bogies
- 2 powered wheels with tubeless tyres 445/95 R25
- Extremely small outside turning radius to not more than 18 ft. 4 in. (5.6 m) with "Pivot Steer"
- Service brake (multiple-disk brake, hydraulically pressurized) and hydraulically actuated parking brake

**Material Feed, Conveyors and Augers**

- Wide push-rollers, oscillating, can be displaced forwards by 3 in. (75 mm) or 6 in. (150 mm)
- 16.5 tons (15 tonnes) material hopper
- Hopper apron hydraulically operated
- 4 separate hydraulic drives for conveyors and augers
- Mechanical sensors for controlling the conveyors, conveyors can briefly be reversed
- Sonic sensors for controlling the augers
- Augers reversible and hydraulically adjustable in height, complete with limiting plates for auger tunnel and bracing
- Manual auger override
- Automatic filling function for the auger tunnel during breaks in paving
- 3 left hand and 3 right hand 1 ft. (30.5 cm) stackable augers for a total of 6 ft. of augers

**Electrical System**

- On-board voltage 24V

**Screed Heating**

- Three-phase AC generator, oil-cooled with electronic generator management

- Screed is also heated when diesel engine is running at idle
- Screed heating with electronic temperature control

#### Operator's Platform

- 2 comfortable heated operator's seats, can be pivoted outwards
- Operator's seats and console can be easily and conveniently adjusted for ergonomic working
- Modular ErgoPlus paver operator's console; large high-contrast colour display ensures easy operation and monitoring of paver functions
- 2 ErgoPlus screed consoles for the right and left-hand screed sides, with colour display for setting up and monitoring paver and screed functions

#### Miscellaneous

- Centralized lubrication system for tractor unit with electronic level indication on the display
- Machine documentation
- Crown is set hydraulically

<b>Total price of basic configuration</b>	<b>USD 520,331.00</b>
---	-----------------------

#### Operator's Stand

##### Operator's stand

Operator's stand without hardtop	Standard	V600_0975_00		USD	0.00
Hardtop with sunshades, VÖGELE design		V600_0975_01		USD	11,327.00

##### Rear-view mirrors

Rearview mirror, 2 pieces, paver without hardtop		V606_0975_01		USD	1,041.00
--	--	--------------	--	-----	----------

#### Electrical System

##### Working lights

Working lights, halogen		V505_0975_01		USD	-3,407.00
Working lights, LED	Standard	V505_0975_03		USD	0.00

##### Extra working light

Working light for auger tunnel, 2 pieces	Standard	V506_0975_02		USD	0.00
--	----------	--------------	--	-----	------

##### Light balloons

Light balloon, LED, 1 piece		V520_0975_03		USD	5,554.00
<i>For extensive and non-glare lighting of night-time job sites.</i>  <i>(Requires the Schuko Power Outlet option)</i>					

##### Bracket for light balloon

Bracket for LED light balloon, 2 pieces		V522_0975_01		USD	476.00
---	--	--------------	--	-----	--------

<b>Power outlet</b>					
Socket outlet 12 V, 2 pieces	Standard	V510_0975_02		USD	0.00
Socket outlet 24 V, 2 pieces		V510_0975_03		USD	-296.00
<b>Power outlet</b>					
NEMA power outlet, 120 V, speed independent, 1 piece		V512_0975_01		USD	8,254.00
<b>Rotary beacon</b>					
All-round beacon, 1 piece, paver without hardtop	Standard	V515_0975_01		USD	0.00
<b>Reverse beeper</b>					
Reverse beeper, acoustic	Standard	V516_0975_01		USD	0.00
<b>Material Transport</b>					
<b>Power Tunnel</b>					
Power Tunnel		V313_0975_01		USD	7,586.00
<b>Material transport</b>					
Material transport; standard	Standard	V320_0975_01		USD	0.00
<b>Push-rollers</b>					
Push-rollers	Standard	V323_0975_01		USD	0.00
Truck Hitch		V323_0975_03		USD	7,573.00
<b>Grade And Slope Control</b>					
<b>Automatic grade and slope control</b>					
NIVELTRONIC Plus	Standard	V650_0975_01		USD	0.00
Niveltronic Plus 3D		V650_0975_02		USD	3,870.00
<b>Slope Sensor</b>					
Slope Sensor	Standard	V670_0975_01		USD	0.00
<b>Bracket for grade sensor</b>					
Bracket for grade sensor, 1 piece  <i>For attachment of a mechanical or sonic grade sensor.</i>		V684_0975_01		USD	1,517.00
Bracket for grade sensor at VF screed, 1 piece  <i>For attachment of a mechanical or sonic grade sensor.</i>		V684_0975_03		USD	604.00
<b>Bracket, attachment of grade sensor to screed arm</b>					
Bracket, Attachment of Grade Sensor to Screed Arm, 1 piece		V686_0975_01		USD	579.00
Mounting kit to attach the bracket for the grade sensor for VF screed to the screed arm, 1 piece		V686_0975_03		USD	90.00
<b>Variable mechanical grade sensor</b>					
Variable mechanical grade sensor (Dash 3), 1 unit		V680_0975_01		USD	4,423.00
<b>Ski 6 ft. 7 in.</b>					
Ski 2m, 1 piece		V689_0975_01		USD	180.00



<b>Single-Cell Sonic Sensor</b>					
Single-cell sonic sensor, 1 piece		V681_0975_03		USD	4,641.00
<b>Multi-Cell Sonic Sensor (CAN/Analog)</b>					
Multi-cell sonic sensor (Dash 3), 1 unit		V683_0975_03		USD	5,619.00
<b>Big MultiPlex Ski</b>					
Big MultiPlex Ski, 1 piece		V688_0975_03		USD	29,353.00
<b>Big MultiPlex Ski, electronic</b>					
Big MultiPlex Ski, electronic		V687_0975_01		USD	17,216.00
<b>Tractor Unit / Screed Interface</b>					
<b>Screed lock</b>					
Screed lock, manual		V400_0975_01		USD	-1,311.00
Screed lock, hydraulic	Standard	V400_0975_02		USD	0.00
<b>Screed Arm Guidance</b>					
Standard Guide for Screed Arm	Standard	V405_0975_01		USD	0.00
Guide rollers for screed arm		V405_0975_02		USD	1,273.00
<b>Screed Assist</b>					
Screed Assist	Standard	V420_0975_01		USD	0.00
<b>Machine ascent</b>					
Ascent for tractor unit without screed		V411_0975_01		USD	604.00
<b>Others</b>					
<b>Low-emissions package</b>					
EcoPlus low-emissions package	Standard	V202_0975_03		USD	0.00
<b>Traction drive</b>					
Traction drive (6x4)	Standard	V215_0975_02		USD	0.00
Traction drive (6x6)		V215_0975_03		USD	10,376.00
<b>Hydraulic oil</b>					
Hydraulic system filled with mineral oil	Standard	V700_01		USD	0.00
<b>Washdown system</b>					
Washdown system with tank and hose reel	Standard	V705_0975_01		USD	0.00
<b>Tools</b>					
Tools		V715_0975_01		USD	579.00
<b>Packing</b>					
Packing for transport by sea	Standard	V730_02		USD	0.00
<b>Paint finish</b>					
Paint finish, standard VÖGELE Green	Standard	V800_01		USD	0.00
<b>Grease filling, lubrication system</b>					
Adapter for connecting grease gun		V720_0975_01		USD	849.00
<b>Ventilation system</b>					
Ventilation system	Standard	V907_01		USD	0.00

<b>Maintenance kit</b>					
Maintenance kit, 50 service hours		<b>V734_0975_01</b>		<b>USD</b>	<b>296.00</b>
Maintenance kit, 500 service hours		<b>V734_0975_05</b>		<b>USD</b>	<b>411.00</b>
Maintenance kit, 1,000 service hours		<b>V734_0975_06</b>		<b>USD</b>	<b>733.00</b>
<b>RoadScan</b>					
VÖGELE RoadScan Kit  <i>The Kit includes the pyrometer to measure the base temperature before paving, a USB port on the paver operator's ErgoPlus 3 console to export the saved data, the bracket for mounting on the paver roof (Dash 3), the cabling and software which can be activated in ErgoPlus 3. (The Kit is essential for operation of VÖGELE RoadScan, temperature-measurement system)</i>		<b>V240_0975_01</b>		<b>USD</b>	<b>3,163.00</b>
<i>The high-precision infrared camera is the key component of VÖGELE RoadScan. It scans the asphalt pavement behind the screed over the entire area. The housing of the infrared camera also accommodates a high-precision GPS receiver. It records the exact position of the temperature data. (Requires the VÖGELE RoadScan Kit)</i>		<b>V240_0975_02</b>		<b>USD</b>	<b>39,343.00</b>
VÖGELE RoadScan, weather station  <i>The weather station displays and documents the wind speed, wind direction, ambient temperature, relative humidity, and barometric pressure.</i>		<b>V240_0975_03</b>		<b>USD</b>	<b>2,931.00</b>
<b>WITOS FleetView Telematics System</b>					
WITOS FleetView – professional telematics solution to optimize machine use and servicing  <i>WITOS FleetView includes a control unit (TCU) with a GPS receiver and the usage rights for the web application WITOS FleetView. The web access function offers a compact overview of the machine status including consumption data, working times, position data, error messages and service intervals. (The actual amount of data available depends on the machine type). The availability of WITOS FleetView depends on the machine type.</i>	<b>Standard</b>	<b>V777_0975_01</b>		<b>USD</b>	<b>0.00</b>

Screed Options					
Extending unit, right side					
Extending unit without berm, right	Standard	V103_EZ04_00		USD	0.00
Berme 305 mm (12"), RH		V103_EZ04_01		USD	4,860.00
Berme 457 mm (18"), RH		V103_EZ04_02		USD	4,860.00
Berme 610 mm (24"),RH		V103_EZ04_03		USD	4,860.00
Extending unit, left side					
Extending unit without berm, left	Standard	V104_EZ04_00		USD	0.00
Berme 305 mm (12"), LH		V104_EZ04_01		USD	4,860.00
Berme 457 mm (18"), LH		V104_EZ04_02		USD	4,860.00
Berme 610 mm (24"), LH		V104_EZ04_03		USD	4,860.00
Screed with berm					
Screed with berm		V108_EZ04_01		USD	489.00
Bolt-On Extension, Left-Hand Side, 30.5cm		V101_EZ04_12L		USD	2,237.00
Bolt-On Extension, Left-Hand Side, 45.7cm		V101_EZ04_18L		USD	2,237.00
Bolt-On Extension, Left-Hand Side, 61cm		V101_EZ04_24L		USD	2,237.00
Bolt-On Extension, Right-Hand Side, 30.5cm		V101_EZ04_12R		USD	2,237.00
Bolt-On Extension, Right-Hand Side, 45.7cm		V101_EZ04_18R		USD	2,237.00
Bolt-On Extension, Right-Hand Side, 61cm		V101_EZ04_24R		USD	2,237.00
Y-Cable for Coupling Bolt-On Extensions		V102_EZ04		USD	0.00
Wide Width Support Kit					
Wide Width Support Kit		V142_EZ04_01		USD	0.00
Heating rod for end gate ski					
Heating rod for end gate ski		V131_EZ04_01		USD	1,234.00
System for Paving Width Reduction					
Cut-Off Shoes, Left-Hand Side		V140_EZ04_01		USD	399.00
Cut-Off Shoes, Right-Hand Side		V140_EZ04_02		USD	399.00
Cut-Off Shoes, Neutral		V141_EZ04		USD	399.00
Thickness Control Screws					
Angle of attack adjustment, counterclockwise to increase mat thickness	Standard	V150_EZ04_01		USD	0.00
Angle of attack adjustment, clockwise to increase mat thickness		V150_EZ04_02		USD	0.00

**Price list****SUPER 2003-3i (4f) / Extending Screed VF  
600-3 V****Scope of supply – basic machine****Drive Unit**

- Liquid-cooled Cummins 6-cylinder diesel engine, QSB6.7-C240, 240 hp (179kW) at 2,000rpm
- Engine complies with the applicable exhaust emission standards of the European Union (COM) 4 and USA (EPA) Tier 4f
- Electronic engine management

**Undercarriage**

- Hydrostatic traction drive (separate drives for powered wheels) with electronic traction control
- 4 front wheels of solid elastic rubber, 540/300-390, mounted on bogies
- 2 powered wheels with tubeless tyres 445/95 R25
- Extremely small outside turning radius to not more than 18 ft. 4 in. (5.6 m) with "Pivot Steer"
- Service brake (multiple-disk brake, hydraulically pressurized) and hydraulically actuated parking brake

**Material Feed, Conveyors and Augers**

- Wide push-rollers, oscillating, can be displaced forwards by 3 in. (75 mm) or 6 in. (150 mm)
- 16.5 tons (15 tonnes) material hopper
- Hopper apron hydraulically operated
- 4 separate hydraulic drives for conveyors and augers
- Mechanical sensors for controlling the conveyors, conveyors can briefly be reversed
- Sonic sensors for controlling the augers
- Augers reversible and hydraulically adjustable in height, complete with limiting plates for auger tunnel and bracing
- Manual auger override
- Automatic filling function for the auger tunnel during breaks in paving
- 3 left hand and 3 right hand 1 ft. (30.5 cm) stackable augers for a total of 6 ft. of augers

**Electrical System**

- On-board voltage 24V

**Screed Heating**

- Three-phase AC generator, oil-cooled with electronic generator management

- Screed is also heated when diesel engine is running at idle
- Screed heating with electronic temperature control

#### Operator's Platform

- 2 comfortable heated operator's seats, can be pivoted outwards
- Operator's seats and console can be easily and conveniently adjusted for ergonomic working
- Modular ErgoPlus paver operator's console; large high-contrast colour display ensures easy operation and monitoring of paver functions
- 2 ErgoPlus screed consoles for the right and left-hand screed sides, with colour display for setting up and monitoring paver and screed functions

#### Miscellaneous

- Centralized lubrication system for tractor unit with electronic level indication on the display
- Machine documentation
- Crown is set hydraulically

#### Total price of basic configuration

Bolt-on extension	Pave width	Generator	Price	
SUPER 2003-3i (4f) / Extending Screed VF 600-3 V				
Without bolt-on extensions	5.950	Generator, standard power output	USD	515,806.00
Bolt-on extensions, 2 x 1 ft.	6.550	Generator, standard power output	USD	524,103.00
Bolt-on extensions, 2 x 2 ft.	7.150	Generator, standard power output	USD	537,429.00
Bolt-on extensions, 2 x 1 ft.; 2 x 2 ft.	7.750	Generator, standard power output	USD	545,726.00

#### Operator's Stand

##### Operator's stand

Operator's stand without hardtop	Standard	V600_0975_00		USD	0.00
Hardtop with sunshades, VÖGELE design		V600_0975_01		USD	11,327.00

##### Rear-view mirrors

Rearview mirror, 2 pieces, paver without hardtop		V606_0975_01		USD	1,041.00
--	--	--------------	--	-----	----------

#### Electrical System

##### Working lights

Working lights, halogen		V505_0975_01		USD	-3,407.00
-------------------------	--	--------------	--	-----	-----------

Working lights, LED	Standard	V505_0975_03	USD	0.00
<b>Extra working light</b>				
Working light for auger tunnel, 2 pieces	Standard	V506_0975_02	USD	0.00
<b>Light balloons</b>				
Light balloon, LED, 1 piece  <i>For extensive and non-glare lighting of night-time job sites.</i>  <i>(Requires the Schuko Power Outlet option)</i>		V520_0975_03	USD	5,554.00
<b>Bracket for light balloon</b>				
Bracket for LED light balloon, 2 pieces		V522_0975_01	USD	476.00
<b>Power outlet</b>				
Socket outlet 12 V, 2 pieces	Standard	V510_0975_02	USD	0.00
Socket outlet 24 V, 2 pieces		V510_0975_03	USD	-296.00
<b>Power outlet</b>				
NEMA power outlet, 120 V, speed independent, 1 piece		V512_0975_01	USD	8,254.00
<b>Rotary beacon</b>				
All-round beacon, 1 piece, paver without hardtop	Standard	V515_0975_01	USD	0.00
<b>Reverse beeper</b>				
Reverse beeper, acoustic	Standard	V516_0975_01	USD	0.00
<b>Material Transport</b>				
<b>Power Tunnel</b>				
Power Tunnel		V313_0975_01	USD	7,586.00
<b>Material transport</b>				
Material transport; standard	Standard	V320_0975_01	USD	0.00
<b>Push-rollers</b>				
Push-rollers	Standard	V323_0975_01	USD	0.00
Truck Hitch		V323_0975_03	USD	7,573.00
<b>Grade And Slope Control</b>				
<b>Automatic grade and slope control</b>				
NIVELTRONIC Plus	Standard	V650_0975_01	USD	0.00
Niveltronic Plus 3D		V650_0975_02	USD	3,870.00
<b>Slope Sensor</b>				
Slope Sensor	Standard	V670_0975_01	USD	0.00
<b>Bracket for grade sensor</b>				
Bracket for grade sensor, 1 piece  <i>For attachment of a mechanical or sonic grade sensor.</i>		V684_0975_01	USD	1,517.00
Bracket for grade sensor at VF screed, 1 piece  <i>For attachment of a mechanical or sonic grade sensor.</i>		V684_0975_03	USD	604.00

<b>Bracket, attachment of grade sensor to screed arm</b>					
Bracket, Attachment of Grade Sensor to Screed Arm, 1 piece		V686_0975_01		USD	579.00
Mounting kit to attach the bracket for the grade sensor for VF screed to the screed arm, 1 piece		V686_0975_03		USD	90.00
<b>Variable mechanical grade sensor</b>					
Variable mechanical grade sensor (Dash 3), 1 unit		V680_0975_01		USD	4,423.00
<b>Ski 6 ft. 7 in.</b>					
Ski 2m, 1 piece		V689_0975_01		USD	180.00
<b>Single-Cell Sonic Sensor</b>					
Single-cell sonic sensor, 1 piece		V681_0975_03		USD	4,641.00
<b>Multi-Cell Sonic Sensor (CAN/Analog)</b>					
Multi-cell sonic sensor (Dash 3), 1 unit		V683_0975_03		USD	5,619.00
<b>Big MultiPlex Ski</b>					
Big MultiPlex Ski, 1 piece		V688_0975_03		USD	29,353.00
<b>Big MultiPlex Ski, electronic</b>					
Big MultiPlex Ski, electronic		V687_0975_01		USD	17,216.00
<b>Tractor Unit / Screed Interface</b>					
<b>Screed lock</b>					
Screed lock, manual		V400_0975_01		USD	-1,311.00
Screed lock, hydraulic	Standard	V400_0975_02		USD	0.00
<b>Screed Arm Guidance</b>					
Standard Guide for Screed Arm	Standard	V405_0975_01		USD	0.00
Guide rollers for screed arm		V405_0975_02		USD	1,273.00
<b>Screed Assist</b>					
Screed Assist	Standard	V420_0975_01		USD	0.00
<b>Machine ascent</b>					
Ascent for tractor unit without screed		V411_0975_01		USD	604.00
<b>Others</b>					
<b>Low-emissions package</b>					
EcoPlus low-emissions package	Standard	V202_0975_03		USD	0.00
<b>Traction drive</b>					
Traction drive (6x4)	Standard	V215_0975_02		USD	0.00
Traction drive (6x6)		V215_0975_03		USD	10,376.00
<b>Hydraulic oil</b>					
Hydraulic system filled with mineral oil	Standard	V700_01		USD	0.00
<b>Washdown system</b>					
Washdown system with tank and hose reel	Standard	V705_0975_01		USD	0.00
<b>Tools</b>					
Tools		V715_0975_01		USD	579.00
<b>Packing</b>					
Packing for transport by sea	Standard	V730_02		USD	0.00

<b>Paint finish</b>					
Paint finish, standard VÖGELE Green	Standard	V800_01		USD	0.00
<b>Grease filling, lubrication system</b>					
Adapter for connecting grease gun		V720_0975_01		USD	849.00
<b>Ventilation system</b>					
Ventilation system	Standard	V907_01		USD	0.00
<b>Maintenance kit</b>					
Maintenance kit, 50 service hours		V734_0975_01		USD	296.00
Maintenance kit, 500 service hours		V734_0975_05		USD	411.00
Maintenance kit, 1,000 service hours		V734_0975_06		USD	733.00
<b>RoadScan</b>					
VÖGELE RoadScan Kit  <i>The Kit includes the pyrometer to measure the base temperature before paving, a USB port on the paver operator's ErgoPlus 3 console to export the saved data, the bracket for mounting on the paver roof (Dash 3), the cabling and software which can be activated in ErgoPlus 3. (The Kit is</i>		V240_0975_01		USD	3,163.00
VÖGELE RoadScan, temperature-measurement system  <i>The high-precision infrared camera is the key component of VÖGELE RoadScan. It scans the asphalt pavement behind the screed over the entire area. The housing of the infrared camera also accommodates a high-precision GPS receiver. It records the exact position of the temperature data. (Requires the option VÖGELE RoadScan Kit)</i>		V240_0975_02		USD	39,343.00
VÖGELE RoadScan, weather station  <i>The weather station displays and documents the wind speed, wind direction, ambient temperature, air pressure and humidity.</i>		V240_0975_03		USD	2,931.00



<b>WITOS FleetView Telematics System</b>					
WITOS FleetView – professional telematics solution to optimize machine use and servicing	<b>Standard</b>	<b>V777_0975_01</b>		<b>USD</b>	<b>0.00</b>
<i>WITOS FleetView includes a control unit (TCU) with a GPS receiver and the usage rights for the web application WITOS FleetView. The web access function offers a compact overview of the machine status including consumption data, working times, position data, error messages and service intervals. (The actual amount of data available depends on the machine type). The availability of WITOS FleetView is guaranteed for 2 years from the</i>					
<b>Screed Options</b>					
<b>Measuring sensors, screed</b>					
Display of vibration speed		<b>V120_31AB_02</b>		<b>USD</b>	<b>874.00</b>
<b>Extending unit, right side</b>					
Extending unit without berm, right	<b>Standard</b>	<b>V103_31AB_00</b>		<b>USD</b>	<b>0.00</b>
<b>Extending unit, left side</b>					
Extending unit without berm, left	<b>Standard</b>	<b>V104_31AB_00</b>		<b>USD</b>	<b>0.00</b>
<b>Heating rod for end gate ski</b>					
Heating rod for end gate ski		<b>V131_31AB_01</b>		<b>USD</b>	<b>990.00</b>
<b>System for Paving Width Reduction</b>					
Cut-off shoes, 6 in., 2 pieces		<b>V141_31AB_01</b>		<b>USD</b>	<b>617.00</b>
Cut-off shoes, 6 in., 4 pieces		<b>V141_31AB_02</b>		<b>USD</b>	<b>1,067.00</b>
Cut-off shoes, 6 in., 6 pieces		<b>V141_31AB_03</b>		<b>USD</b>	<b>1,530.00</b>
Cut-off shoes, 6 in., 8 pieces		<b>V141_31AB_04</b>		<b>USD</b>	<b>1,980.00</b>
<b>Angle of attack adjustment</b>					
Angle of attack adjustment, counterclockwise to increase mat thickness	<b>Standard</b>	<b>V150_31AB_01</b>		<b>USD</b>	<b>0.00</b>
Angle of attack adjustment, clockwise to increase mat thickness		<b>V150_31AB_02</b>		<b>USD</b>	<b>0.00</b>

**Price list****SUPER 2003-3i (4f) / VR 600-2 V Extending  
Screed****Scope of supply – basic machine****Drive Unit**

- Liquid-cooled Cummins 6-cylinder diesel engine, QSB6.7-C240, 240 hp (179kW) at 2,000rpm
- Engine complies with the applicable exhaust emission standards of the European Union (COM) 4 and USA (EPA) Tier 4f
- Electronic engine management

**Undercarriage**

- Hydrostatic traction drive (separate drives for powered wheels) with electronic traction control
- 4 front wheels of solid elastic rubber, 540/300-390, mounted on bogies
- 2 powered wheels with tubeless tyres 445/95 R25
- Extremely small outside turning radius to not more than 18 ft. 4 in. (5.6 m) with "Pivot Steer"
- Service brake (multiple-disk brake, hydraulically pressurized) and hydraulically actuated parking brake

**Material Feed, Conveyors and Augers**

- Wide push-rollers, oscillating, can be displaced forwards by 3 in. (75 mm) or 6 in. (150 mm)
- 16.5 tons (15 tonnes) material hopper
- Hopper apron hydraulically operated
- 4 separate hydraulic drives for conveyors and augers
- Mechanical sensors for controlling the conveyors, conveyors can briefly be reversed
- Sonic sensors for controlling the augers
- Augers reversible and hydraulically adjustable in height, complete with limiting plates for auger tunnel and bracing
- Manual auger override
- Automatic filling function for the auger tunnel during breaks in paving
- 3 left hand and 3 right hand 1 ft. (30.5 cm) stackable augers for a total of 6 ft. of augers

**Electrical System**

- On-board voltage 24V

**Screed Heating**

- Three-phase AC generator, oil-cooled with electronic generator management

- Screed is also heated when diesel engine is running at idle
- Screed heating with electronic temperature control

#### Operator's Platform

- 2 comfortable heated operator's seats, can be pivoted outwards
- Operator's seats and console can be easily and conveniently adjusted for ergonomic working
- Modular ErgoPlus paver operator's console; large high-contrast colour display ensures easy operation and monitoring of paver functions
- 2 ErgoPlus screed consoles for the right and left-hand screed sides, with colour display for setting up and monitoring paver and screed functions

#### Miscellaneous

- Centralized lubrication system for tractor unit with electronic level indication on the display
- Machine documentation
- Crown is set hydraulically

#### Total price of basic configuration

Bolt-on extension	Pave width	Generator	Price	
<b>SUPER 2003-3i (4f) / VR 600-2 V Extending Screed</b>				
Without bolt-on extensions	6.000	Generator, standard power output	USD	517,817.00
Bolt-on extensions, 2 x 2 ft. 2 in.	7.300	Generator, standard power output	USD	539,440.00

#### Operator's Stand

##### Operator's stand

Operator's stand without hardtop	Standard	V600_0975_00		USD	0.00
Hardtop with sunshades, VÖGELE design		V600_0975_01		USD	11,327.00

##### Rear-view mirrors

Rearview mirror, 2 pieces, paver without hardtop		V606_0975_01		USD	1,041.00
--	--	--------------	--	-----	----------

#### Electrical System

##### Working lights

Working lights, halogen		V505_0975_01		USD	-3,407.00
Working lights, LED	Standard	V505_0975_03		USD	0.00

##### Extra working light

Working light for auger tunnel, 2 pieces	Standard	V506_0975_02		USD	0.00
--	----------	--------------	--	-----	------

<b>Light balloons</b>					
Light balloon, LED, 1 piece		V520_0975_03		USD	5,554.00
<i>For extensive and non-glare lighting of night-time job sites.</i>					
<i>(Requires the Schuko Power Outlet option)</i>					
<b>Bracket for light balloon</b>					
Bracket for LED light balloon, 2 pieces		V522_0975_01		USD	476.00
<b>Power outlet</b>					
Socket outlet 12 V, 2 pieces	Standard	V510_0975_02		USD	0.00
Socket outlet 24 V, 2 pieces		V510_0975_03		USD	-296.00
<b>Power outlet</b>					
NEMA power outlet, 120 V, speed independent, 1 piece		V512_0975_01		USD	8,254.00
<b>Rotary beacon</b>					
All-round beacon, 1 piece, paver without hardtop	Standard	V515_0975_01		USD	0.00
<b>Reverse beeper</b>					
Reverse beeper, acoustic	Standard	V516_0975_01		USD	0.00
<b>Material Transport</b>					
<b>Power Tunnel</b>					
Power Tunnel		V313_0975_01		USD	7,586.00
<b>Material transport</b>					
Material transport; standard	Standard	V320_0975_01		USD	0.00
<b>Push-rollers</b>					
Push-rollers	Standard	V323_0975_01		USD	
Truck Hitch		V323_0975_03		USD	7,573.00
<b>Grade And Slope Control</b>					
<b>Automatic grade and slope control</b>					
NIVELTRONIC Plus	Standard	V650_0975_01		USD	0.00
Niveltronic Plus 3D		V650_0975_02		USD	3,870.00
<b>Slope Sensor</b>					
Slope Sensor	Standard	V670_0975_01		USD	0.00
<b>Bracket for grade sensor</b>					
Bracket for grade sensor, 1 piece		V684_0975_01		USD	1,517.00
<i>For attachment of a mechanical or sonic grade sensor.</i>					
Bracket for grade sensor at VF screed, 1 piece		V684_0975_03		USD	604.00
<i>For attachment of a mechanical or sonic grade sensor.</i>					

<b>Bracket, attachment of grade sensor to screed arm</b>					
Bracket, Attachment of Grade Sensor to Screed Arm, 1 piece		V686_0975_01		USD	579.00
<b>Variable mechanical grade sensor</b>					
Variable mechanical grade sensor (Dash 3), 1 unit		V680_0975_01		USD	4,423.00
<b>Ski 6 ft. 7 in.</b>					
Ski 2m, 1 piece		V689_0975_01		USD	180.00
<b>Single-Cell Sonic Sensor</b>					
Single-cell sonic sensor, 1 piece		V681_0975_03		USD	4,641.00
<b>Multi-Cell Sonic Sensor (CAN/Analog)</b>					
Multi-cell sonic sensor (Dash 3), 1 unit		V683_0975_03		USD	5,619.00
<b>Big MultiPlex Ski</b>					
Big MultiPlex Ski, 1 piece		V688_0975_03		USD	29,353.00
<b>Big MultiPlex Ski, electronic</b>					
Big MultiPlex Ski, electronic		V687_0975_01		USD	17,216.00
<b>Tractor Unit / Screed Interface</b>					
<b>Screed lock</b>					
Screed lock, manual		V400_0975_01		USD	-1,311.00
Screed lock, hydraulic	Standard	V400_0975_02		USD	0.00
<b>Screed Arm Guidance</b>					
Standard Guide for Screed Arm	Standard	V405_0975_01		USD	0.00
Guide rollers for screed arm		V405_0975_02		USD	1,273.00
<b>Screed Assist</b>					
Screed Assist	Standard	V420_0975_01		USD	0.00
<b>Machine ascent</b>					
Ascent for tractor unit without screed		V411_0975_01		USD	604.00
<b>Others</b>					
<b>Low-emissions package</b>					
EcoPlus low-emissions package	Standard	V202_0975_03		USD	0.00
<b>Traction drive</b>					
Traction drive (6x4)	Standard	V215_0975_02		USD	0.00
Traction drive (6x6)		V215_0975_03		USD	10,376.00
<b>Hydraulic oil</b>					
Hydraulic system filled with mineral oil	Standard	V700_01		USD	0.00
<b>Washdown system</b>					
Washdown system with tank and hose reel	Standard	V705_0975_01		USD	0.00
<b>Tools</b>					
Tools		V715_0975_01		USD	579.00
<b>Packing</b>					
Packing for transport by sea	Standard	V730_02		USD	0.00

<b>Paint finish</b>					
Paint finish, standard VÖGELE Green	Standard	V800_01		USD	0.00
<b>Grease filling, lubrication system</b>					
Adapter for connecting grease gun		V720_0975_01		USD	849.00
<b>Ventilation system</b>					
Ventilation system	Standard	V907_01		USD	0.00
<b>Maintenance kit</b>					
Maintenance kit, 50 service hours		V734_0975_01		USD	296.00
Maintenance kit, 500 service hours		V734_0975_05		USD	411.00
Maintenance kit, 1,000 service hours		V734_0975_06		USD	733.00
<b>RoadScan</b>					
VÖGELE RoadScan Kit  <i>The Kit includes the pyrometer to measure the base temperature before paving, a USB port on the paver operator's ErgoPlus 3 console to export the saved data, the bracket for mounting on the paver roof (Dash 3), the cabling and software which can be activated in ErgoPlus 3. (The Kit is essential for operation of VÖGELE RoadScan.)</i>		V240_0975_01		USD	3,163.00
VÖGELE RoadScan, temperature-measurement system  <i>The high-precision infrared camera is the key component of VÖGELE RoadScan. It scans the asphalt pavement behind the screed over the entire area. The housing of the infrared camera also accommodates a high-precision GPS receiver. It records the exact position of the temperature data. (Requires the option VÖGELE RoadScan Kit)</i>		V240_0975_02		USD	39,343.00
VÖGELE RoadScan, weather station  <i>The weather station displays and documents the wind speed, wind direction, ambient temperature, air pressure and humidity.</i>		V240_0975_03		USD	2,931.00

<b>WITOS FleetView Telematics System</b>					
WITOS FleetView – professional telematics solution to optimize machine use and servicing	<b>Standard</b>	<b>V777_0975_01</b>		<b>USD</b>	<b>0.00</b>
<i>WITOS FleetView includes a control unit (TCU) with a GPS receiver and the usage rights for the web application WITOS FleetView. The web access function offers a compact overview of the machine status including consumption data, working times, position data, error messages and service intervals. (The actual amount of data available depends on the machine type). The availability of WITOS FleetView is guaranteed for 3 years from the</i>					
<b>Screed Options</b>					
<b>Monitoring system for screed heating</b>					
Without Monitoring System for Screed Heating	<b>Standard</b>	<b>V110_18AB_00</b>		<b>USD</b>	<b>0.00</b>
Monitoring of heating rods		<b>V110_18AB_01</b>		<b>USD</b>	<b>6,313.00</b>
<b>Measuring sensors, screed</b>					
Display of vibration speed		<b>V120_18AB_02</b>		<b>USD</b>	<b>874.00</b>
<b>Height adjustment, end gate</b>					
Height adjustment of end gate, mechanical	<b>Standard</b>	<b>V126_18AB_01</b>		<b>USD</b>	<b>0.00</b>
Height adjustment of end gate, hydraulic		<b>V126_18AB_02</b>		<b>USD</b>	<b>6,737.00</b>
<b>Heating rod for end gate ski</b>					
Heating rod for end gate ski		<b>V131_18AB_01</b>		<b>USD</b>	<b>1,131.00</b>
<b>Edger plates</b>					
Edger plate, 52°, 1 in., 2 pieces		<b>V132_18AB_01</b>		<b>USD</b>	<b>1,119.00</b>
Edger plate, 52°, 2 in., 2 pieces		<b>V132_18AB_02</b>		<b>USD</b>	<b>1,363.00</b>
Heating rod for edger plate, 2 pieces		<b>V134_18AB</b>		<b>USD</b>	<b>900.00</b>
<b>Angle of attack adjustment</b>					
Angle of attack adjustment, counterclockwise to increase mat thickness	<b>Standard</b>	<b>V150_18AB_01</b>		<b>USD</b>	<b>0.00</b>
Angle of attack adjustment, clockwise to increase mat thickness		<b>V150_18AB_02</b>		<b>USD</b>	<b>0.00</b>

**Price list****SUPER 700i (V) / AB 220 V Extending  
Screed****Scope of supply – basic machine****Drive**

- Water-cooled Deutz diesel engine, type TCD 2.9 L4 with 55.4 kW at 2,200 rpm
- The engine complies with the emission standards of the European Union Stage V and USA EPA Tier 4f
- Electronic engine management with ECO mode and variable-speed fan drive

**Undercarriage**

- Controlled hydrostatic traction drive, closed loop
- Crawler tracks with rubber pads, ground contact 1,500 mm x 180 mm
- Low-maintenance multiple-disk brakes, lock on automatically without oil pressure

**Material feed, conveyors and augers**

- Push-rollers, oscillating, can be displaced forwards by 100 mm and folded inwards to the basic width together with the hopper sides
- Hopper capacity 5.8 t, feed height 500 mm
- Hopper sides fold separately
- 3 separate hydrostatic drives on the conveyors and augers
- Mechanical sensor for controlling the conveyor
- Conveyor can briefly be reversed
- Augers can be reversed and adjusted in height
- Manual override for augers
- Automatic filling of the auger tunnel during interruptions in paving

**Electrical system**

- On-board voltage 24 V
- 4 working lights 24 V (2 x front, 2 x rear)

**Heating system**

- Three-phase A.C. generator with generator management
- Screed is also heated when diesel engine is idling

**Paver operator's platform**

- Ergonomically designed operator's workplace; operator platforms on the walkway behind the screed, with additional fold-down step for elevated operator position
- Paver operator's ErgoBasic console
- 2 ErgoBasic remote control units for the left and right sides of the screed



**Miscellaneous**

- Machine documentation

**Total price of basic configuration**

Bolt-on extension	Pave width	Generator	Price	
SUPER 700i (V) / AB 220 V Extending Screed				
Without bolt-on extensions	2.200	Generator, standard power output	USD	202,234.00
Bolt-on extensions, 2 x 10 in.	2.700	Generator, standard power output	USD	206,800.00
Bolt-on extensions, 2 x 1 ft. 8 in.	3.200	Generator, standard power output	USD	212,977.00

**Operator's Stand****Operator's stand**

Operator's stand, luxury	Standard	V604_0990_02		USD	0.00
--------------------------	----------	--------------	--	-----	------

**Weather umbrella**

Weather umbrella for operator's platform		V615_0990_01		USD	349.00
--	--	--------------	--	-----	--------

**Electrical System****Rotary beacon**

Rotary beacon, 1 piece	Standard	V515_0990_01		USD	0.00
------------------------	----------	--------------	--	-----	------

**Reverse beeper**

Reverse beeper, acoustic	Standard	V516_0990_01		USD	0.00
--------------------------	----------	--------------	--	-----	------

**Material Transport****Material hopper**

Hopper wing, standard	Standard	V302_0990_01		USD	0.00
-----------------------	----------	--------------	--	-----	------

**Auger control**

Sensor for auger control, mechanical		V305_0990_01		USD	-3,411.00
--------------------------------------	--	--------------	--	-----	-----------

Sensor for auger control, sonic, 2 pieces	Standard	V305_0990_02		USD	0.00
---	----------	--------------	--	-----	------

**Auger height adjustment**

Auger height adjustment, manual	Standard	V306_0990_01		USD	0.00
---------------------------------	----------	--------------	--	-----	------

**Mirror, material hopper**

Mirror, view of material hopper		V330_0990_01		USD	188.00
---------------------------------	--	--------------	--	-----	--------

Grade And Slope Control					
Automatic grade and slope control					
Niveltronic Basic	Standard	V650_0990_01		USD	0.00
<i>Niveltronic Basic offers the full range of critical functions for grade and slope control. Niveltronic Basic can be combined with different mechanical and acoustic sensors, as well as a laser receiver. (Requires at least 1x optional remote control unit.)</i>					
Remote control unit					
Remote control unit for Niveltronic Basic, 2 units		V651_0990_02		USD	4,123.00
Slope Sensor					
Slope Sensor		V670_0990_01		USD	2,149.00
Bracket for grade sensor					
Bracket for grade sensor, 1 piece		V684_0990_01		USD	1,329.00
<i>For attachment of a mechanical or sonic grade sensor.</i>					
Mechanical grade sensor					
Variable mechanical grade sensor (Dash 3), 1 unit		V680_0990_01		USD	4,619.00
Ski 6 ft. 7 in.					
Ski 2m, 1 piece		V689_0990_01		USD	188.00
Single-Cell Sonic Sensor					
Single-cell sonic sensor, 1 piece		V681_0990_01		USD	4,928.00
Multi-Cell Sonic Sensor (CAN/Analog)					
Multi-cell sonic sensor (Dash 3), 1 unit		V683_0990_01		USD	5,868.00
Laser receiver, including mast					
Laser receiver, including mast, 1 piece		V685_0990_01		USD	10,756.00
Others					
Hydraulic oil					
Hydraulic system filled with mineral oil	Standard	V700_0990_01		USD	0.00
Hydraulic system filled with biodegradable oil (Panolin)		V700_0990_02		USD	3,747.00
Washdown system					

Washdown system with tank and hose reel		V705_0990_01		USD	3,532.00
<b>Spray gun</b>					
Spray gun	Standard	V707_0990_01		USD	0.00
<b>Tools</b>					
Tools		V715_0990_01		USD	604.00
<b>Packing</b>					
Packing for transport by sea	Standard	V730_0990_02		USD	0.00
<b>Paint finish</b>					
Paint finish, standard VÖGELE Green	Standard	V800_0990_01		USD	0.00
<b>Maintenance kit</b>					
Maintenance kit, 50 service hours		V734_0990_01		USD	282.00
Maintenance kit, 500 service hours		V734_0990_02		USD	148.00
Maintenance kit, 1,000 service hours		V734_0990_03		USD	658.00
<b>WITOS FleetView Telematics System</b>					
WITOS FleetView – professional telematics solution to optimize machine use and servicing  <i>WITOS FleetView includes a control unit (TCU) with a GPS receiver and the usage rights for the web application WITOS FleetView. The web access function offers a compact overview of the machine status including consumption data, working times, position data, error messages and service intervals. (The actual amount of data available depends on the machine type). The availability of WITOS FleetView is guaranteed for 3 years from the date of delivery.</i>	Standard	V777_0990_01		USD	0.00
<b>Screed Options</b>					
<b>Bevel irons and end gate skis</b>					
Edger plate, 45°, 2 pieces		V132_36AB_01		USD	470.00
End gate ski (90°), 2 pieces		V132_36AB_02		USD	470.00
End gate ski (90°), heated, 2 pieces		V132_36AB_03		USD	1,517.00
<b>System for Paving Width Reduction</b>					
Reduction in width		V140_36AB_01		USD	1,625.00



## Price list SP 15i

### Scope of supply – basic machine

- Engine: 4-CYLINDER DIESEL ENGINE TYPE DEUTZ TCD 4.1 L4
- Rated power at 2,100 r.p.m.: 95 kW / 127.4 HP / 129.2 PS
- Exhaust standard: EU Stage V / US EPA Tier 4f

#### MAIN FRAME

- Sturdy machine frame for accommodating two track units at the front and one track unit at the rear

#### DRIVE UNIT AND HYDRAULIC SYSTEM

- 58 gal / 220 l fuel tank
- 58 gal / 220 l hydraulic oil tank
- Electrical system (24 V)
- Pressure-and-flow-controlled hydraulic pump in the open circuit for driving the track units
- Pressure-and-flow-controlled hydraulic pump in the open circuit for driving the hydraulic or electric vibrators
- Pressure-controlled hydraulic pump (open circuit) for all cylinder functions
- A proportionally controlled hydraulic pump (closed circuit) for driving the auger conveyor or belt conveyor
- Digital control system with LCD display that provides the operator with all of the relevant information and allows parameters such as the free choice of language (D/GB/F/E/NL) to be adjusted via a menu.
- Proportional electrohydraulic levelling and steering by means of a PLC system including two leveling sensors, two steering sensors and one slope sensor
- Sensor mounting brackets, adjustable in height and range

#### ADVANCE DRIVE

- Three hydraulically driven track units, 4 ft 5 in / 1.34 m long; gear ratio 1:42; including towing device
- Continuously adjustable paving speed from 0 to 49 ft / min / 15 m / min
- Continuously adjustable transport speed from 0 to 115 ft / min / 35 m / min
- Three hydraulic leveling cylinders with a stroke of 3 ft 3 in / 1.00 m
- The rear track unit can be moved along the rear suspension in order to select the most favourable position for the particular application

#### SUSPENSION FOR MOULDS ATTACHED TO THE SIDE

- The offset paving molds can be mounted on the left or right side of the machine
- The mold mount can be telescoped outwards by 2 ft 3 in / 0.70 m per side

#### MISCELLANEOUS

- Water tank with 42 gal / 160 l capacity and additional water tank with 76 gal / 290 l capacity
- Pre-fitting for installing the WITOS FleetView control unit
- European type certification, EuroTest mark and CE conformity

List price ex subsidiary Wirtgen America

USD

310,311.00

Mandatory Options				
<b>Paint</b>				
Painting in cream RAL 9001 with orange stripes. The entire base of the machine is painted in slate gray RAL 7015.	Standard	2229554	USD	0.00
Monocolor special painting. Cream white color is replaced by a special color (RAL according to customer). The complete lower part of the machine is painted in slate grey RAL 7015.	Option	2229556	USD	1,479.00
<b>Technical documentation</b>				
Technical documentation - North America country version (US)	Standard	2456347	USD	0.00
<b>Telematics</b>				
WITOS FleetView (mobile phone standard 3, 4G) includes a control unit (TCU) with a GPS receiver and the usage rights for the web application WITOS FleetView. The web access function offers a compact overview of the machine status including consumption data, working times, position data, error messages and service intervals. (The actual amount of data available depends on the machine type). The availability of WITOS FleetView is guaranteed for 3 years from the date of delivery.	Standard	2770403	USD	0.00
<b>Milling drum housing</b>				
Electrical and hydraulic preliminary equipment for attaching a trimmer (left or right). Includes all the electrical and hydraulic components in the machine up until the interface.	Standard	2212345	USD	0.00
<b>Trimmer</b>				
Trimmer for creating a datum surface before using offset molds. Basic width 2 ft / 0.60 m for mounting on left, material transport to the inside. Diameter 1 ft 8 in / 0.50 m, max. trim depth approx. 0.10 m with scraper. (Trimmer completely hydraulically adjustable in height through 1 ft 4 in / 0.40 m and side-to-side through 4 ft 3 in / 1.30 m.) Trimmer widening up to max. 5 ft 3 in / 1.60 m possible. For curb, curb gutter and rectangular profiles.	Standard	2888147	USD	0.00
Trimmer for creating a datum surface before using offset molds. Basic width 2 ft / 0.60 m for mounting on right, material transport to the inside. Diameter 1 ft 8 in / 0.50 m, max. trim depth approx. 0.10 m with scraper. (Trimmer completely hydraulically adjustable in height through 1 ft 4 in / 0.40 m and side-to-side through 4 ft 3 in / 1.30 m.) Trimmer widening up to max. 5 ft 3 in / 1.60 m possible. For curb, curb gutter and rectangular profiles.	Option	2888148	USD	45,125.00

<b>Crawler units</b>				
Two pivoting front track units (parallelogram arms). The parallelogram arm makes it possible to slew the front track units by 7 in / 180 mm inwards each as well as 2 ft 3 in / 680 mm outwards each	Standard	2133798	USD	0.00
<b>Crawler units</b>				
Three track units fitted with polyurethane track pads	Standard	2487561	USD	0.00
<b>Machine lighting</b>				
Lighting system consisting of 3 halogen working lights 24 V for illuminating the working area. The light output is approx. 1750 lumens per headlight. For protection against theft, installation is by plug-in tube masts on each of the track units.	Standard	2152687	USD	0.00
High-performance lighting system consisting of 3 LED working lights 24 V for optimum illumination of the working area. Extremely bright light, shock-resistant and durable. The light output is approx. 3000 lumens per headlight. For protection against theft, installation is by plug-in tube masts on the track units.	Option	2342924	USD	1,805.00
<b>Vibration</b>				
Hydraulic vibrator drive for up to 6 vibrators	Standard	2768002	USD	0.00
<b>Concrete feeding</b>				
Belt conveyor 16 ft 1 in / 4.90 m x 2 ft / 0.60 m, with reversible hydraulic drive. Permits lateral turning hydraulically, setting of the pitch angle and traversing in the lengthways direction	Standard	2131799	USD	0.00
Belt conveyor 18 ft 1 in / 5.50 m x 2 ft / 0.60 m in folding design with reversible hydraulic drive. Permits lateral turning hydraulically, setting of the pitch angle and traversing in the lengthways direction as well as the folding procedure.	Option	2152901	USD	17,792.00
Auger conveyor 15 ft 1 in x 1 ft 4 in with reversible hydraulic drive. Permits lateral turning hydraulically, setting of the pit	Option	2131802	USD	6,053.00
<b>Concrete feeding</b>				
Steel chute for guiding the concrete from the conveyor/auger into the funnel of the offset molds. Attachment option both on the conveyor belt, folding conveyor belt and on the charging auger	Standard	2153567	USD	0.00
Chute consisting of a steel flange and a rubber hose extension for guiding the concrete from the conveyor/auger into the funnel of the offset molds. Attachment option both on the conveyor belt, folding conveyor belt and on the charging auger	Option	2153568	USD	448.00

Equipment Options				
<b>Chassis options</b>				
Hydraulic positioning feature for the rear track unit out of the middle position by 2 ft 3 in / 0.675 m to the left or right	Standard	2133804	USD	0.00
<b>Equipment operator's platform</b>				
Weather umbrella for operator's platform	Standard	2153566	USD	0.00
<b>Trimmer equipment</b>				
Trimmer - extension 8 in wide, for mounting on the left side	Option	2139662	USD	3,406.00
One Trimmer - extension 1 ft 4 in wide, for mounting on the left side	Standard	2139663	USD	0.00
Trimmer - extension 8 in wide, for mounting on the right side	Option	2139664	USD	3,406.00
Trimmer - extension 1 ft 4 in wide, for mounting on the right side	Option	2139665	USD	4,194.00
<b>Water system</b>				
Hydraulically operated high-pressure cleaner for connection to the 510 l water tank.	Standard	2133815	USD	0.00
<b>Leveling</b>				
Two slab tracers for one-sided height scanning of existing reference surfaces	Option	87923	USD	556.00
Third height and steering sensor for tight radii, incl. suspension and changeover box	Standard	2134423	USD	0.00
<b>Leveling</b>				
The 3D leveling preliminary equipment includes the mechanical and electrical components needed to use a 3D leveling system from Leica, Topcon or Trimble. (Price without startup on the construction site).	Option	2182470	USD	12,906.00
Additional slope sensor is available when using a 3D leveling system by Topcon. Is essential if a Topcon 3D system is being operated with the machine.	Option	2638267	USD	4,166.00
<b>Wirtgen AutoPilot</b>				
AutoPilot 2.0 is a satellite-based navigation system for offset applications. It controls the steering, height and lateral tilt of the machine fully automatically and allows concrete profiles to be paved without stringlines. It does not require a digital terrain model to be created in advance, but is rather created by the user directly on the construction site using the corresponding rover, taking into account constraint points such as water inlets, hydrants, etc. The rover is an intelligent surveying tool that can record, save and edit position data. The objects created are stored on the corresponding tablet computer, which is then mounted on the machine without any further data transmission and provides the machine with the control data. The system is operated in combination with a laser receiver, an ultrasonic sensor, a slab tracer or a total station (tachymeter) for precise height control. Radio frequency: 902 - 928 MHz (e.g. for USA). Note that application with reduced satellite reception (e.g. in tree-lined avenues, inner-city areas or tunnel constructions) is only possible with limitations.	Option	2618722	USD	67,789.00

Purchasing the AutoPilot System 2.0 requires additional customer training. This is charged separately. The requirement for training must be defined more precisely and depends on previous knowledge. Costs can be arranged on request after clarifying the requirements beforehand.	Option	2680909	USD	0.00
<b>Wirtgen AutoPilot</b>				
Self-leveling rotation laser. Wavelength 635 nm (invisible) with 10 rotations per second (for use in combination with a laser receiver).	Option	2201314	USD	5,781.00
Proportional laser receiver for use in combination with a rotation laser with 468.4 ft pds / 635 nm and at least 10 rotations/second. Measuring range 24 in / 60 cm. Receiver including terminals for connecting to the sensor holder of the AutoPilot. The measuring radius of the laser to laser receiver combination is approx. 328 ft 1 in / 100 m.	Option	2201316	USD	10,749.00
Ultrasonic sensor for proximity-type scanning on a homogeneous sub-base. The sensor has 6 individual transponders which perform automatic temperature compensation and averaging for scanning uneven ground or detecting obstacles. The minimum distance from the sub-base is 8 in / 0.20 m, the maximum distance is 3 ft 3 in / 1.00 m.	Option	2201318	USD	4,533.00
The Leica iCON iCR80s total station with RTK915 radio is now also included in the elevation control options of AutoPilot 2.0 – It is a fully automatic and intuitively operated total station that guarantees maximum flexibility while maintaining maximum accuracy (1 mm). The vertically unlimited measuring range has a radius of 200 m and enables uninterrupted concrete paving. The equipment ensures that operations can be carried out accurately even under difficult weather conditions. Includes the Leica total station with a tripod, battery and charger, radio transmitter, radio receiver, stand and a 360 degree prism. Please check with the customer to ensure that the specified radio frequency range of 902-928MHz is approved in the country in question.	Option	2875441	USD	44,216.00
Additional tablet computer used to create the digital stringline and to inspect the objects that have already been concreted. The tablet can also be used as a replacement for the machine. Including all necessary equipment and a robust splash-proof case to safely store the materials.	Option	2657472	USD	7,858.00



<b>Machine lighting</b>				
LED floodlights for use in the 24 Volt electrical system, including a mast which can be mounted on the machine.	Option	2808872	USD	5,646.00
<b>Other devices</b>				
Large, spacious storage compartment for storing tools at the rear of the machine instead of the standard storage compartment.	Standard	2553350	USD	0.00
<b>Mold offset</b>				
Set of hydraulic components for telescoping the offset mold mount on left or right by 2 ft 4 in / 0.70 m	Standard	2134425	USD	0.00
Height-adjustable mold mount with 1 ft 4 in / 0.40 m lift for split offset mold	Standard	2134062	USD	0.00
Hydraulically operated quick-change system for connecting a one-piece offset paving mold to the machine.	Standard	2134064	USD	0.00
Additional adapter plate for quick-change system. Required for equipping any troughs with the quick-change system.	Option	2342927	USD	1,262.00
<b>Documentation</b>				
Additional set of technical documentation - North America country version (US)	Option		USD	81.00
Spare part and application documentation English (EN)	Option		USD	14.00
<b>Individual options:</b>				
straight hydraulic vibrator		75721	USD/ea	1,282.00
hopper for curb and gutter molds		2869118	USD/ea	2,131.00
standard curb/curb and gutter mold - w/o hydraulics			USD/ea	3,668.00
simple sidewalk mold 4'			USD/ea	8,336.00
simple sidewalk mold 5'			USD/ea	10,004.00
simple sidewalk mold 6'			USD/ea	11,671.00
Static barrier mold up to 4' - including hydraulics			USD/ea	23,342.00
Static barrier mold up to 5' - including hydraulics			USD/ea	27,345.00

## Price list

### SP 25i - Offset

#### Scope of supply – basic machine

- Engine station, chassis rear section and telescoping chassis front section in driving direction and three track units
- Diesel engine: DEUTZ TCD 4.1 L4 with 4 cylinders
- Rated power at 2,100 r.p.m.: 115 kW / 154 HP / 156 PS
- Exhaust standard: EU Stage V / US EPA Tier 4f

#### MAIN FRAME

- Sturdy machine frame for accommodating two track units at the rear and one or two track units at the front
- Telescoping in length by 2 ft 3 in / 0.70 m to adjust the machine to site conditions or to allow mounting of a trimmer
- Telescoping in width by 2 ft 4 in / 0.715 m hydraulically at the rear by extending one or both rear track units to either improve machine stability in offset application when paving specific profiles, or to enable paving molds with a working width of up to 8 ft 2 in / 2.50 m to be mounted between the rear track units

#### DRIVE UNIT AND HYDRAULIC SYSTEM

- 99 gal / 375 l fuel tank.
- 66 gal / 250 l hydraulic oil tank
- Electrical system (24 V)
- Hydraulic pump system
- Pressure-and-flow-controlled hydraulic pump, open circuit, for driving the hydraulic or electric vibrators or for driving the track units in second gear
- Pressure-controlled hydraulic pump, open circuit, for all cylinder functions
- A proportionally controlled hydraulic pump (closed circuit) for driving the auger conveyor or belt conveyor
- Digital control system with LCD display that provides the operator with all of the relevant information and allows parameters such as the free choice of language (D/GB/F/E/NL) to be adjusted via a menu.
- Proportional electrohydraulic levelling and steering by means of a PLC system including two leveling sensors, two steering sensors and one slope sensor
- Sensor mounting brackets, adjustable in height and range

#### ADVANCE DRIVE

- Hydraulically driven track units, 5 ft 1 in / 1.56 m long, gear ratio 1:122, including towing device
- Continuously adjustable paving speed from 0 to 49 ft / min / 15 m / min
- Continuously adjustable transport speed from 0 to 115 ft / min / 35 m / min
- Hydraulic levelling cylinders with a stroke of 4 ft 1 in / 1.25 m

#### SUSPENSION FOR MOULDS ATTACHED TO THE SIDE

- The offset paving molds can be mounted on the left or right side of the machine

#### MISCELLANEOUS

- Pre-fitting for installing the WITOS FleetView control unit
- European type certification, EuroTest mark and CE conformity

List price ex subsidiary Wirtgen America

USD

411,621.00

<b>Mandatory Options</b>				
<b>Paint</b>				
Painting in cream RAL 9001 with orange stripes. The entire base of the machine is painted in slate gray RAL 7015.	<b>Standard</b>	<b>2229555</b>	<b>USD</b>	<b>0.00</b>
Monocolor special painting. Cream white color is replaced by a special color (RAL according to customer). The complete lower part of the machine is painted in slate grey RAL 7015.	<b>Option</b>	<b>2229559</b>	<b>USD</b>	<b>1,479.00</b>
<b>Technical documentation</b>				
Technical documentation - North America country version (US)	<b>Standard</b>	<b>2456347</b>	<b>USD</b>	<b>0.00</b>
<b>Telematics</b>				
WITOS FleetView (mobile phone standard 3, 4G) includes a control unit (TCU) with a GPS receiver and the usage rights for the web application WITOS FleetView. The web access function offers a compact overview of the machine status including consumption data, working times, position data, error messages and service intervals. (The actual amount of data available depends on the machine type). The availability of WITOS FleetView is guaranteed for 3 years from the date of delivery.	<b>Standard</b>	<b>2770403</b>	<b>USD</b>	<b>0.00</b>
<b>Crawler units</b>				
4. track unit and two pivoting front crawler attachments. The parallelogram arms make it possible to pivot each of the front track units 1 ft 10 in / 560 mm inwards each as well as 2 ft 10 in / 870 mm outwards.	<b>Standard</b>	<b>2492572</b>	<b>USD</b>	<b>0.00</b>
<b>Crawler units</b>				
Four track units fitted with triple-grouser steel track pads	<b>In lieu of 2487565</b>	<b>2487564</b>	<b>USD</b>	<b>-5,266.00</b>
Four track units fitted with polyurethane track pads	<b>Standard</b>	<b>2487565</b>	<b>USD</b>	<b>0.00</b>
<b>Machine lighting</b>				
Lighting system consisting of 4 halogen working lights 24 V for illuminating the working area. The light output is approx. 1,750 lumens per headlight. For protection against theft, installation is by plug-in tube masts on each of the track units.	<b>Standard</b>	<b>2152928</b>	<b>USD</b>	<b>0.00</b>
High-performance lighting system consisting of 4 LED working lights 24 V for optimum illumination of the working area. Extremely bright light, shock-resistant and durable. The light output is approx. 3000 lumens per headlight. For protection against theft, installation is by plug-in tube masts on the track units.	<b>In lieu of 2152928</b>	<b>2342925</b>	<b>USD</b>	<b>2,416.00</b>

<b>Vibration</b>				
Hydraulic vibrator drive for up to 5 vibrators	Standard	2152471	USD	0.00
Electric vibrator drive with 10-kVA generator for up to 5 vibrators	Option	2152479	USD	9,446.00
Hydraulic or electric vibrator drive for connecting up to 5 vibrators. A ball valve enables you to switch between electric and hydraulic vibration.	Option	2773656	USD	16,272.00
<b>Concrete feeding</b>				
Belt conveyor 19 ft 8 in x 2 ft, in folding design, with reversible hydraulic drive. Permits lateral turning hydraulically, setting of the pitch angle and traversing in the lengthways direction as well as the folding procedure	Standard	2890297	USD	0.00
Auger conveyor 18 ft 8 in x 1 ft 4 in / 5.70 m x 0.40 m with reversible hydraulic drive. Permits lateral turning hydraulically, setting of the pitch angle and traversing in the lengthways direction.	In lieu of 2890297	2890298	USD	15,946.00
<b>Concrete feeding</b>				
Electrical and hydraulic preliminary equipment up to the interface inside the machine. Used to operate all conveyor belts and the charging auger with a length of 4500 mm	Standard	2511066	USD	0.00
Electrical and hydraulic preliminary equipment up to the interface inside the machine. Exclusively used to operate the charging auger with a length of 5700 mm	Option	2464305	USD	556.00
<b>Concrete feeding</b>				
Steel chute for guiding the concrete from the conveyor/auger into the funnel of the offset molds. Attachment option both on the conveyor belt, folding conveyor belt and on the charging auger	Standard	2153567	USD	0.00
Chute consisting of a steel flange and a rubber hose extension for guiding the concrete from the conveyor/auger into the funnel of the offset molds. Attachment option both on the conveyor belt, folding conveyor belt and on the charging auger	Option	2153568	USD	448.00
<b>Mold offset</b>				
Offset mold mount telescoping hydraulically to one side; stroke: 3 ft 7 in / 1.10 m	Standard	2146344	USD	0.00
Offset mold mount telescoping hydraulically to both sides; stroke: 3 ft 7 in / 1.10 m	Option	2148853	USD	4,940.00

Equipment Options				
<b>Chassis options</b>				
The extension element for telescoping device mounted between the machine frame and front track unit connection makes it possible to move the front track units sideways by 1.40 m in relation to the machine chassis. It is used for stabilizing the machine in large offset applications.	Option	2163878	USD	15,716.00
<b>Equipment operator's platform</b>				
Weather umbrella for operator's platform		2153630	USD	-5,673.00
Weather canopy for operator's platform, hydraulically telescoping in height	Standard	2145132	USD	0.00
<b>Lateral spreader auger</b>				
Cross-spreading auger, length 8 ft 2 in / 2.5 m, ø 1 ft 4 in / 0.4 m, stroke 2 ft / 0.6 m, hydraulic drive, loading from right or left, recommended with crash barrier trough, necessary for crash barrier trough and trimmer insert	Option	2153642	USD	21,212.00
<b>Trimmer equipment</b>				
Preliminary equipment for the subsequent installation of a trimmer, consisting of the necessary hydraulic supply lines and electrical components.	Standard	2214167	USD	0.00
Trimmer for creating a datum surface before using offset molds. Basic width 2 ft for mounting on left, material transport to the inside. Diameter 1 ft 8 in, max. trim depth approx. 4 in with scraper. (Trimmer completely hydraulically adjustable in height through 1 ft 4 in and side-to-side through 4 ft 3 in.) Trimmer widening up to max. 5 ft 3 in possible. Suitable for curb, curb gutter and rectangular profiles.	Option	2773688	USD	58,778.00
Trimmer - extension 8 in wide, for mounting on the left side	Option	2139662	USD	3,406.00
Trimmer - extension 1 ft 4 in wide, for mounting on the left side	Option	2139663	USD	4,194.00
Trimmer for creating a datum surface before using offset molds. Basic width 2 ft for mounting on right, material transport to the inside. Diameter 1 ft 8 in, max. trim depth approx. 4 in with scraper. (Trimmer completely hydraulically adjustable in height through 1 ft 4 in and side-to-side through 4 ft 3 in 4 ft 3 in.) Trimmer widening up to max. 5 ft 3 in possible. Suitable for curb, curb gutter and rectangular profiles.	Option	2773690	USD	58,371.00

Trimmer - extension 8 in wide, for mounting on the right side	Option	2139664	USD	3,406.00
Trimmer - extension 1 ft 4 in wide, for mounting on the right side	Option	2139665	USD	4,194.00
<b>Water system</b>				
High-pressure water cleaning system for optimum cleaning of the machine. Consisting of a hydraulically driven pump with a flow rate of 20 l/min at a pressure of 200 bar, a plastic tank with a capacity of 145 gal / 550 litres, a 49 ft 3 in / 15 m long hose and a spray gun with a handle. The water tank is located on one of the machine's front chassis columns, and includes a foldable attached ladder for filling the tank from above.	Standard	2638074	USD	0.00
<b>Water system</b>				
Additional water pump 24 V with 32 ft 10 in / 10 m hose with spray gun with handle (max. 6 gal/min / 25 l/min, max. 51 psi / 3.5 bar)	Option	2639292	USD	4,004.00
<b>Water system</b>				
Additional protected plastic water tank with a capacity of 145 gal for mounting on the fourth track unit at front.	Standard	2638444	USD	0.00
<b>Leveling</b>				
Two slab tracers for one-sided height scanning of existing reference surfaces	Option	87923	USD	556.00
Third height and steering sensor for tight radii, incl. suspension and changeover box	Option	2163871	USD	5,306.00
<b>Leveling</b>				
The 3D leveling preliminary equipment includes the mechanical and electrical components needed to use a 3D leveling system from Leica, Topcon or Trimble. (Price without startup on the construction site).	Option	2182471	USD	12,906.00
Additional slope sensor is available when using a 3D leveling system by Topcon. Is essential if a Topcon 3D system is being operated with the machine.	Option	2638267	USD	4,166.00

<b>Wirtgen AutoPilot</b>				
AutoPilot 2.0 is a satellite-based navigation system for offset applications. It controls the steering, height and lateral tilt of the machine fully automatically and allows concrete profiles to be paved without stringlines. It does not require a digital terrain model to be created in advance, but is rather created by the user directly on the construction site using the corresponding rover, taking into account constraint points such as water inlets, hydrants, etc. The rover is an intelligent surveying tool that can record, save and edit position data. The objects created are stored on the corresponding tablet computer, which is then mounted on the machine without any further data transmission and provides the machine with the control data. The system is operated in combination with a laser receiver, an ultrasonic sensor, a slab tracer or a total station (tachymeter) for precise height control. Radio frequency: 902 - 928 MHz (e.g. for USA). Note that application with reduced satellite reception (e.g. in tree-lined avenues, inner-city areas or tunnel constructions) is only possible with limitations.	Option	2618727	USD	67,789.00
<b>Wirtgen AutoPilot</b>				
Self-leveling rotation laser. Wavelength 635 nm (invisible) with 10 rotations per second (for use in combination with a laser receiver).	Option	2201314	USD	5,781.00
Proportional laser receiver for use in combination with a rotation laser with 468.4 ft pds / 635 nm and at least 10 rotations/second. Measuring range 24 in / 60 cm. Receiver including terminals for connecting to the sensor holder of the AutoPilot. The measuring radius of the laser to laser receiver combination is approx. 328 ft 1 in / 100 m.	Option	2201316	USD	10,749.00
Ultrasonic sensor for proximity-type scanning on a homogeneous sub-base. The sensor has 6 individual transponders which perform automatic temperature compensation and averaging for scanning uneven ground or detecting obstacles. The minimum distance from the sub-base is 8 in / 0.20 m, the maximum distance is 3 ft 3 in / 1.00 m.	Option	2201318	USD	4,533.00

The Leica iCON iCR80s total station with RTK915 radio is now also included in the elevation control options of AutoPilot 2.0 – It is a fully automatic and intuitively operated total station that guarantees maximum flexibility while maintaining maximum accuracy (1 mm). The vertically unlimited measuring range has a radius of 200 m and enables uninterrupted concrete paving. The equipment ensures that operations can be carried out accurately even under difficult weather conditions. Includes the Leica total station with a tripod, battery and charger, radio transmitter, radio receiver, stand and a 360 degree prism. Please check with the customer to ensure that the specified radio frequency range of 902-928MHz is approved in the country in question.	Option	2875441	USD	44,216.00
Additional tablet computer used to create the digital stringline and to inspect the objects that have already been concreted. The tablet can also be used as a replacement for the machine. Including all necessary equipment and a robust splash-proof case to safely store the materials.	Option	2657472	USD	7,858.00
<b>Additional vibrator drives</b>				
Extension of the hydraulic vibrator drive by another max. 5 vibrators to a total of 10 hydraulic vibrator drives. The frequency of each vibrator can be adjusted independently.	Standard	2152473	USD	0.00
Additional electric vibrator drive with 10-kVA generator for connecting a further max. 5 vibrators for a total of 10 vibrators. With two generators, the frequency of two groups of 5 vibrators each can be adjusted independently.	Option	2152480	USD	16,150.00
<b>Machine lighting</b>				
Two LED floodlights with four lighting elements for use in the 24 Volt electrical system, including two masts which can be mounted on the machine. Can only be used in combination with SP25i.	Option	2890815	USD	10,816.00
<b>Mold offset</b>				
Height adapter, with split offset molds it spans the gap between the trough mounting of the machine and the trough, at least one required per machine. Alternatively, the height-adjustable suspension can be used.	Option	2152692	USD	1,086.00
Height-adjustable mold mount with 1 ft 4 in / 0.40 m lift for split offset mold	Option	2183552	USD	7,804.00
Hydraulically operated quick-change system for connecting a one-piece offset paving mold to the machine.	Option	2191407	USD	4,519.00
Additional adapter plate for quick-change system. Required for equipping any troughs with the quick-change system.	Option	2342927	USD	1,262.00



<b>Stringline tensioning system</b>				
Stringline tensioning system consisting of 3280 ft wire rope, 1x tensioning winch, 200 steel pins with leveling wire suspension, adjustable in height and range	Option	55987	USD	4,166.00
Additional tensioning winch for stringline tensioning system	Option	79802	USD	909.00
Stringline tensioning system consisting of 4 x 984 ft / 4 x 300 m nylon rope, 4x tensioning winches, 200 posts, 200 rods, 200 clamps	Option	2153800	USD	4,004.00
Fibreglass rod as stringline replacement on corners with different radii, consisting of 196 ft 10 in fiberglass rod in 6 ft 7 in pieces, 50 clips for rod mounting and 15 connection pieces	Option	2153801	USD	1,466.00
<b>Export packaging</b>				
Export packaging	Standard	2163870	USD	0.00
<b>Documentation</b>				
Additional set of technical documentation - North America country version (US)	Option		USD	81.00
Spare part and application documentation English (EN)	Option		USD	14.00
<b>Individual options:</b>				
straight hydraulic vibrator		75721	USD/ea	1,282.00
hopper for curb and gutter molds		2869118	USD/ea	2,131.00
standard curb/curb and gutter mold - w/o hydraulics*			USD/ea	3,668.00
simple sidewalk mold 4'*			USD/ea	8,336.00
simple sidewalk mold 5'*			USD/ea	10,004.00
simple sidewalk mold 6'*			USD/ea	11,671.00
Static barrier mold up to 4' - including hydraulics			USD/ea	23,342.00
Static barrier mold up to 5' - including hydraulics			USD/ea	27,345.00

\* height adjustable mold mount or height adapter needed!

## Price list

# SP 25i - 12 ft Inset

### Scope of supply – basic machine

- Engine station, chassis rear section and telescoping chassis front section in driving direction and three track units
- Diesel engine: DEUTZ TCD 4.1 L4 with 4 cylinders
- Rated power at 2,100 r.p.m.: 115 kW / 154 HP / 156 PS
- Exhaust standard: EU Stage V / US EPA Tier 4f

### MAIN FRAME

- Sturdy machine frame for accommodating two track units at the rear and one or two track units at the front
- Telescoping in length by 2 ft 3 in / 0.70 m to adjust the machine to site conditions or to allow mounting of a trimmer
- Telescoping in width by 2 ft 4 in / 0.715 m hydraulically at the rear by extending one or both rear track units to either improve machine stability in offset application when paving specific profiles, or to enable paving molds with a working width of up to 8 ft 2 in / 2.50 m to be mounted between the rear track units

### DRIVE UNIT AND HYDRAULIC SYSTEM

- 99 gal / 375 l fuel tank.
- 66 gal / 250 l hydraulic oil tank
- Electrical system (24 V)
- Hydraulic pump system
- Pressure-and-flow-controlled hydraulic pump, open circuit, for driving the hydraulic or electric vibrators or for driving the track units in second gear
- Pressure-controlled hydraulic pump, open circuit, for all cylinder functions
- A proportionally controlled hydraulic pump (closed circuit) for driving the auger conveyor or belt conveyor
- Digital control system with LCD display that provides the operator with all of the relevant information and allows parameters such as the free choice of language (D/GB/F/E/NL) to be adjusted via a menu.
- Proportional electrohydraulic levelling and steering by means of a PLC system including two leveling sensors, two steering sensors and one slope sensor
- Sensor mounting brackets, adjustable in height and range

### ADVANCE DRIVE

- Hydraulically driven track units, 5 ft 1 in / 1.56 m long, gear ratio 1:122, including towing device
- Continuously adjustable paving speed from 0 to 49 ft / min / 15 m / min
- Continuously adjustable transport speed from 0 to 115 ft / min / 35 m / min
- Hydraulic levelling cylinders with a stroke of 4 ft 1 in / 1.25 m

### SUSPENSION FOR MOULDS ATTACHED TO THE SIDE

- The offset paving molds can be mounted on the left or right side of the machine

### MISCELLANEOUS

- Pre-fitting for installing the WITOS FleetView control unit
- European type certification, EuroTest mark and CE conformity

List price ex subsidiary Wirtgen America

USD

457,059.00

Mandatory Options				
<b>Paint</b>				
Painting in cream RAL 9001 with orange stripes. The entire base of the machine is painted in slate gray RAL 7015.	Standard	2229555	USD	0.00
Monocolor special painting. Cream white color is replaced by a special color (RAL according to customer). The complete lower part of the machine is painted in slate grey RAL 7015.	Option	2229559	USD	1,479.00
<b>Technical documentation</b>				
Technical documentation - North America country version (US)	Standard	2456347	USD	0.00
<b>Telematics</b>				
WITOS FleetView (mobile phone standard 3, 4G) includes a control unit (TCU) with a GPS receiver and the usage rights for the web application WITOS FleetView. The web access function offers a compact overview of the machine status including consumption data, working times, position data, error messages and service intervals. (The actual amount of data available depends on the machine type). The availability of WITOS FleetView is guaranteed for 3 years from the date of delivery.	Standard	2770403	USD	0.00
<b>Crawler units</b>				
4. track unit and two pivoting front crawler attachments. The parallelogram arms make it possible to pivot each of the front track units 1 ft 10 in / 560 mm inwards each as well as 2 ft 10 in / 870 mm outwards.	Standard	2492572	USD	0.00
<b>Crawler units</b>				
Four track units fitted with triple-grouser steel track pads	In lieu of 2487565	2487564	USD	-5,266.00
Four track units fitted with polyurethane track pads	Standard	2487565	USD	0.00
<b>Machine lighting</b>				
Lighting system consisting of 4 halogen working lights 24 V for illuminating the working area. The light output is approx. 1,750 lumens per headlight. For protection against theft, installation is by plug-in tube masts on each of the track units.	Standard	2152928	USD	0.00
High-performance lighting system consisting of 4 LED working lights 24 V for optimum illumination of the working area. Extremely bright light, shock-resistant and durable. The light output is approx. 3000 lumens per headlight. For protection against theft, installation is by plug-in tube masts on the track units.	In lieu of 2152928	2342925	USD	2,416.00

<b>Vibration</b>				
Hydraulic vibrator drive for up to 5 vibrators	Standard	2152471	USD	0.00
Electric vibrator drive with 10-kVA generator for up to 5 vibrators	Option	2152479	USD	9,446.00
Hydraulic or electric vibrator drive for connecting up to 5 vibrators. A ball valve enables you to switch between electric and hydraulic vibration.	Option	2773656	USD	16,272.00
<b>Concrete feeding</b>				
Belt conveyor 19 ft 8 in x 2 ft, in folding design, with reversible hydraulic drive. Permits lateral turning hydraulically, setting of the pitch angle and traversing in the lengthways direction as well as the folding procedure	In lieu of 2737033	2890297	USD	46,984.00
Auger conveyor 18 ft 8 in x 1 ft 4 in / 5.70 m x 0.40 m with reversible hydraulic drive. Permits lateral turning hydraulically, setting of the pitch angle and traversing in the lengthways direction.	In lieu of 2737033	2890298	USD	62,931.00
Model without concrete feeding	Standard	2737033	USD	0.00
<b>Concrete feeding</b>				
Electrical and hydraulic preliminary equipment up to the interface inside the machine. Used to operate all conveyor belts and the charging auger with a length of 4500 mm	Standard	2511066	USD	0.00
Electrical and hydraulic preliminary equipment up to the interface inside the machine. Exclusively used to operate the charging auger with a length of 5700 mm	Option	2464305	USD	556.00
<b>Concrete feeding</b>				
Steel chute for guiding the concrete from the conveyor/auger into the funnel of the offset molds. Attachment option both on the conveyor belt, folding conveyor belt and on the charging auger	Option	2153567	USD	1,262.00
Model without chute.	Standard	2425777	USD	0.00
<b>Mold offset</b>				
Offset mold mount telescoping hydraulically to one side; stroke: 3 ft 7 in / 1.10 m	Option	2146344	USD	13,137.00
Offset mold mount telescoping hydraulically to both sides; stroke: 3 ft 7 in / 1.10 m	Option	2148853	USD	18,077.00
Model without suspension for offset molds.	Standard	2425779	USD	0.00

Equipment Options				
Chassis options				
The extension element for telescoping device mounted between the machine frame and front track unit connection makes it possible to move the front track units sideways by 1.40 m in relation to the machine chassis. It is used for stabilizing the machine in large offset applications.	Option	2163878	USD	15,716.00
Chassis options				
Frame extension elements for the two rear track units, required to be able to mount molds between 8 ft 2 in / 2.50 m and 11 ft 6 in / 3.50 m.	Standard	2153632	USD	0.00
Frame extension elements for the two front track units, required when using molds between 8 ft 2 in / 2.50 m and 11 ft 6 in / 3.50 m in conjunction with previously laid reinforcement.	Standard	2225029	USD	0.00
Equipment operator's platform				
Weather canopy for operator's platform, hydraulically telescoping in height	Standard	2145132	USD	0.00
Trimmer equipment				
Preliminary equipment for the subsequent installation of a trimmer, consisting of the necessary hydraulic supply lines and electrical components.	Standard	2214167	USD	0.00
Trimmer for creating a datum surface before using offset molds. Basic width 2 ft for mounting on left, material transport to the inside. Diameter 1 ft 8 in, max. trim depth approx. 4 in with scraper. (Trimmer completely hydraulically adjustable in height through 1 ft 4 in and side-to-side through 4 ft 3 in.) Trimmer widening up to max. 5 ft 3 in possible. Suitable for curb, curb gutter and rectangular profiles.	Option	2773688	USD	58,778.00
Trimmer - extension 8 in wide, for mounting on the left side	Option	2139662	USD	3,406.00
Trimmer - extension 1 ft 4 in wide, for mounting on the left side	Option	2139663	USD	4,194.00
Trimmer for creating a datum surface before using offset molds. Basic width 2 ft for mounting on right, material transport to the inside. Diameter 1 ft 8 in, max. trim depth approx. 4 in with scraper. (Trimmer completely hydraulically adjustable in height through 1 ft 4 in and side-to-side through 4 ft 3 in 4 ft 3 in.) Trimmer widening up to max. 5 ft 3 in possible. Suitable for curb, curb gutter and rectangular profiles.	Option	2773690	USD	58,371.00
Trimmer - extension 8 in wide, for mounting on the right side	Option	2139664	USD	3,406.00
Trimmer - extension 1 ft 4 in wide, for mounting on the right side	Option	2139665	USD	4,194.00

<b>Water system</b>				
High-pressure water cleaning system for optimum cleaning of the machine. Consisting of a hydraulically driven pump with a flow rate of 20 l/min at a pressure of 200 bar, a plastic tank with a capacity of 145 gal / 550 litres, a 49 ft 3 in / 15 m long hose and a spray gun with a handle. The water tank is located on one of the machine's front chassis columns, and includes a foldable attached ladder for filling the tank from above.	Standard	2638074	USD	0.00
<b>Water system</b>				
Additional water pump 24 V with 32 ft 10 in / 10 m hose with spray gun with handle (max. 6 gal/min / 25 l/min, max. 51 psi / 3.5 bar)	Option	2639292	USD	4,004.00
<b>Water system</b>				
Additional protected plastic water tank with a capacity of 145 gal for mounting on the fourth track unit at front.	Standard	2638444	USD	0.00
<b>Leveling</b>				
Two slab tracers for one-sided height scanning of existing reference surfaces	Option	87923	USD	556.00
Third height and steering sensor for tight radii, incl. suspension and changeover box	Option	2163871	USD	5,306.00
<b>Leveling</b>				
The 3D leveling preliminary equipment includes the mechanical and electrical components needed to use a 3D leveling system from Leica, Topcon or Trimble. (Price without startup on the construction site).	Option	2182471	USD	12,906.00
Additional slope sensor is available when using a 3D leveling system by Topcon. Is essential if a Topcon 3D system is being operated with the machine.	Option	2638267	USD	4,166.00
<b>Wirtgen AutoPilot</b>				
AutoPilot 2.0 is a satellite-based navigation system for offset applications. It controls the steering, height and lateral tilt of the machine fully automatically and allows concrete profiles to be paved without stringlines. It does not require a digital terrain model to be created in advance, but is rather created by the user directly on the construction site using the corresponding rover, taking into account constraint points such as water inlets, hydrants, etc. The rover is an intelligent surveying tool that can record, save and edit position data. The objects created are stored on the corresponding tablet computer, which is then mounted on the machine without any further data transmission and provides the machine with the control data. The system is operated in combination with a laser receiver, an ultrasonic sensor, a slab tracer or a total station (tachymeter) for precise height control. Radio frequency 902 – 928	Option	2618727	USD	67,789.00

<b>Wirtgen AutoPilot</b>				
Self-leveling rotation laser. Wavelength 635 nm (invisible) with 10 rotations per second (for use in combination with a laser receiver).	<b>Option</b>	<b>2201314</b>	<b>USD</b>	<b>5,781.00</b>
Proportional laser receiver for use in combination with a rotation laser with 468.4 ft pds / 635 nm and at least 10 rotations/second. Measuring range 24 in / 60 cm. Receiver including terminals for connecting to the sensor holder of the AutoPilot. The measuring radius of the laser to laser receiver combination is approx. 328 ft 1 in / 100 m.	<b>Option</b>	<b>2201316</b>	<b>USD</b>	<b>10,749.00</b>
Ultrasonic sensor for proximity-type scanning on a homogeneous sub-base. The sensor has 6 individual transponders which perform automatic temperature compensation and averaging for scanning uneven ground or detecting obstacles. The minimum distance from the sub-base is 8 in / 0.20 m, the maximum distance is 3 ft 3 in / 1.00 m.	<b>Option</b>	<b>2201318</b>	<b>USD</b>	<b>4,533.00</b>
The Leica iCON iCR80s total station with RTK915 radio is now also included in the elevation control options of AutoPilot 2.0 – It is a fully automatic and intuitively operated total station that guarantees maximum flexibility while maintaining maximum accuracy (1 mm). The vertically unlimited measuring range has a radius of 200 m and enables uninterrupted concrete paving. The equipment ensures that operations can be carried out accurately even under difficult weather conditions. Includes the Leica total station with a tripod, battery and charger, radio transmitter, radio receiver, stand and a 360 degree prism. Please check with the customer to ensure that the specified radio frequency range of 902-928MHz is approved in the country in question.	<b>option</b>	<b>2875441</b>	<b>USD</b>	<b>44,216.00</b>
Additional tablet computer used to create the digital stringline and to inspect the objects that have already been concreted. The tablet can also be used as a replacement for the machine. Including all necessary equipment and a robust splash-proof case to safely store the materials.	<b>Option</b>	<b>2657472</b>	<b>USD</b>	<b>7,858.00</b>
<b>Concrete molding</b>				
Paving mold series 1200i without crown, basic width 3.0 ft consisting of: Vibrator mount, forming sole with "edge slump control" (ESC). Working widths up to 12 ft are possible using optional expansion pieces.	<b>Standard</b>	<b>2372368</b>	<b>USD</b>	<b>0.00</b>

<b>Concrete equipment USA</b>				
Hydraulically lifting two-piece side plate with 4 hydraulic cylinders per side for paving moulds of the series 1200i. Prevents the concrete from emerging at the sides in the area of the paving moulds and makes it possible to start again along existing road surfaces by moving up the rear side plate. For paving thicknesses from 0 to 1 ft and 3 in.	Standard	2375058	USD	0.00
<b>Concrete molding</b>				
One Paving mold series 1200i - extension element 1.0 ft wide	Standard	2372017	USD	0.00
Two Paving mold series 1200i - extension element 1.5 ft wide	Standard	2372018	USD	0.00
One Paving mold series 1200i - extension element 2.0 ft wide	Standard	2372019	USD	0.00
One Paving mold series 1200i - extension element 3.0 ft wide	Standard	2425755	USD	0.00
Configuration with suspension for paving mold with a working width of more than 6.0 ft.	Standard	2372475	USD	0.00
<b>Spreading auger</b>				
Spreading auger - without crown, basic width 1.83 m / 6 ft, hydraulic drive with reversible sense of rotation, ø 400 mm / 15 3/4 in - in conjunction with molds with 1.83 m / 6 ft width (basic molds + extension elements). Recommended with concrete placed in advance.	Option	2226583	USD	21,253.00
<b>Extensions for spreader auger</b>				
Spreading auger - extension element 1.00 ft, right-hand pitch	Option	2226586	USD	1,154.00
Spreading auger - extension element 1.50 ft, right-hand pitch	Option	2233461	USD	1,534.00
Spreading auger - extension element 2.00 ft, right-hand pitch	Option	2226587	USD	1,669.00
Spreading auger - extension element 3.00 ft, right-hand pitch		2425757	USD	1,968.00
<b>Metering gates</b>				
Metering gate for molds 3.00 ft. The metering gate regulates the concrete level in the compaction compartment.	Option	2229398	USD	1,764.00
Hydraulic height adjustment for metering gate. Recommended with concrete placed in advance. Necessary in connection with a spreading auger.	Option	2229399	USD	3,732.00
<b>Extension for metering gates</b>				
Metering gate - extension element 1.00 ft	Option	2229395	USD	407.00
Metering gate - extension element 1.50 ft	Option	2400085	USD	624.00
Metering gate - extension element 2.00 ft	Option	2229396	USD	651.00
Metering gate - extension element 3.00 ft	Option	2425758	USD	909.00



<b>Additional vibrator drives</b>				
Extension of the hydraulic vibrator drive by another max. 5 vibrators to a total of 10 hydraulic vibrator drives. The frequency of each vibrator can be adjusted independently.	<b>Standard</b>	<b>2152473</b>	<b>USD</b>	<b>0.00</b>
Additional electric vibrator drive with 10-kVA generator for connecting a further max. 5 vibrators for a total of 10 vibrators. With two generators, the frequency of two groups of 5 vibrators each can be adjusted independently.	<b>Option</b>	<b>2152480</b>	<b>USD</b>	<b>16,150.00</b>
<b>Grout box auger USA</b>				
Grout box auger basic width 6 ft for use without crown, incl. one hydraulic drive. For distributing the sludge within the compaction compartment. Supplied expansion pieces allow the working width to be reduced to 5 ft. Working widths up to 12 ft are possible using optional expansion pieces.	<b>Option</b>	<b>2372038</b>	<b>USD</b>	<b>10,084.00</b>
<b>Extensions for grout box auger</b>				
Grout box auger - extension element 1.00 ft	<b>Option</b>	<b>2233751</b>	<b>USD</b>	<b>964.00</b>
Grout box auger - extension element 1.50 ft	<b>Option</b>	<b>2233752</b>	<b>USD</b>	<b>1,425.00</b>
Grout box auger - extension element 2.00 ft	<b>Option</b>	<b>2233753</b>	<b>USD</b>	<b>2,009.00</b>
Grout box auger - extension element 3.00 ft	<b>Option</b>	<b>2428073</b>	<b>USD</b>	<b>3,054.00</b>
<b>Tamper USA</b>				
Tamper bar basic width 6 ft for use without crown, incl. one hydraulic drive. For optimally incorporating the coarser components under the surface of the concrete. Working widths up to 12 ft are possible using optional expansion pieces. No reinstallation on working widths less than 6ft.	<b>Option</b>	<b>2372031</b>	<b>USD</b>	<b>7,939.00</b>
<b>Extensions for tamper</b>				
Tamper bar - extension element 1.00 ft	<b>Option</b>	<b>2273710</b>	<b>USD</b>	<b>109.00</b>
Tamper bar - extension element 1.50 ft	<b>Option</b>	<b>2273711</b>	<b>USD</b>	<b>122.00</b>
Tamper bar - extension element 2.00 ft	<b>Option</b>	<b>2372029</b>	<b>USD</b>	<b>122.00</b>
Tamper - extension element 3.00 ft	<b>Option</b>	<b>2425700</b>	<b>USD</b>	<b>149.00</b>
<b>Super smoother</b>				
Super smoother - basic width 2.00 m / 6.0 ft with controllable hydraulic drive, smoother length 3.00 m / 10 ft. Working widths up to 3.50 m / 12 ft are possible using optional expansion pieces.	<b>Option</b>	<b>2215757</b>	<b>USD</b>	<b>38,597.00</b>
<b>Extensions for super smoother</b>				
Super smoother - extension element 1.00 ft	<b>Option</b>	<b>2343340</b>	<b>USD</b>	<b>285.00</b>
Super smoother - extension element 2.00 ft	<b>Option</b>	<b>2343341</b>	<b>USD</b>	<b>366.00</b>

<b>Machine lighting</b>				
Two LED floodlights with four lighting elements for use in the 24 Volt electrical system, including two masts which can be mounted on the machine. Can only be used in combination with SP25i.	Option	2890815	USD	10,816.00
<b>Mold offset</b>				
Height adapter, with split offset molds it spans the gap between the trough mounting of the machine and the trough, at least one required per machine. Alternatively, the height-adjustable suspension can be used.	Option	2152692	USD	1,086.00
Height-adjustable mold mount with 1 ft 4 in / 0.40 m lift for split offset mold	Option	2183552	USD	7,804.00
Hydraulically operated quick-change system for connecting a one-piece offset paving mold to the machine.	Option	2191407	USD	4,519.00
Additional adapter plate for quick-change system. Required for equipping any troughs with the quick-change system.	Option	2342927	USD	1,262.00
<b>Stringline tensioning system</b>				
Stringline tensioning system consisting of 3280 ft wire rope, 1x tensioning winch, 200 steel pins with leveling wire suspension, adjustable in height and range	Option	55987	USD	4,166.00
Additional tensioning winch for stringline tensioning system	Option	79802	USD	909.00
Stringline tensioning system consisting of 4 x 984 ft / 4 x 300 m nylon rope, 4x tensioning winches, 200 posts, 200 rods, 200 clamps	Option	2153800	USD	4,004.00
Fibreglass rod as stringline replacement on corners with different radii, consisting of 196 ft 10 in fiberglass rod in 6 ft 7 in pieces, 50 clips for rod mounting and 15 connection pieces	Option	2153801	USD	1,466.00
<b>Export packaging</b>				
Export packaging	Standard	2163870	USD	0.00
<b>Documentation</b>				
Additional set of technical documentation - North America country version (US)	Option		USD	81.00
Spare part and application documentation English (EN)	Option		USD	14.00
<b>Individual options:</b>				
bent hydraulic vibrator		75722	USD/ea	1,356.00
straight hydraulic vibrator		75721	USD/ea	1,282.00
hopper for curb and gutter molds		2869118	USD/ea	2,131.00
standard curb/curb and gutter mold - w/o hydraulics*			USD/ea	3,668.00
simple sidewalk mold 4'*			USD/ea	8,336.00
simple sidewalk mold 5'*			USD/ea	10,004.00
simple sidewalk mold 6'*			USD/ea	11,671.00
Static barrier mold up to 4' - including hydraulics			USD/ea	23,342.00
Static barrier mold up to 5' - including hydraulics			USD/ea	27,345.00

\* height adjustable mold mount or height adapter needed!

## Price list

### SW 16 TC

#### Scope of supply – basic machine

- High-performance binder spreader for soil stabilization and cold recycling as a trailer with tandem axle
- Volumetric dosing, fully automatic and independent of the transport speed
- Container with a capacity 16 m<sup>3</sup>, internal stiffeners and lockable side doors
- Pneumatic filling devices on both container sides with connection coupling, shut-off cock and ventilation valve
- Large ventilation pipe
- Display for "Container full" and "empty" by a visual signal
- Sensor-controlled chain conveyor made of drop-forged chain links and transport strips, 3 ft 1 in / 950 mm wide
- Hydraulic shut-off valve for sealing the container when filling, controlled by on-board electronics
- Filling chute with 2 integrated horizontal augers that are controlled automatically by a sensor
- On-board computer consisting of a programmable logic controller and a control terminal in the cab with color display. This unit permits exact output of the preselected spreading quantity in kg/m<sup>2</sup>, even at different transport speeds
- Closed on-board hydraulic with integrated hydraulic oil cooling
- Tandem-axle chassis with spring-loaded drawbar
- Manual parking brake
- Hydraulic support foot with hand pump
- Safety acceptance by the employers' professional liability insurance association
- Collecting trough and suspended weigher for checking the weights
- Technical documentation, 2 copies on paper and on USB stick

**List price ex subsidiary Wirtgen America**

**USD**

**236,509.00**

Mandatory Options				
<b>Paint</b>				
Standard paint: Container in cream (RAL 9001), lower part of the machine and spreading mechanism in slate grey (RAL 7015). (S015771)	Standard	2078241	USD	0.00
Single-color special paint. Cream color is replaced by a special color (RAL acc. to customer request). (S015772)	Option	2078243	USD	4,099.00
<b>On-board hydraulics drive</b>				
Drive of the complete spreading hydraulics driven by hydraulic pump via the power take-off shaft of the tractor vehicle (1000 r.p.m.) (S036174)	Standard	2418567	USD	0.00
Auxiliary diesel engine 12 volts. Use of the auxiliary diesel engine means the spreader operates fully independently of the carrier or towing vehicle. The engine has a power of 55.4 kW at 2,400 r.p.m. It includes an enclosure and comes with a hydraulic pump for operating the on-board hydraulic system on the spreader device. Includes brackets, holding devices, a diesel tank and a complete installation on the spreading grit container. Emission level EPA Tier 4f / EU Level V. Country-specific requirements are to be taken into account. (S051424)	Option	2779340	USD	39,751.00
<b>Drive adaptations</b>				
The wide-angle cardan shaft is used for spreading drive and is provided for a 1-3/8", 6-spline connection to the traction vehicle (truck). It offers good mobility for cornering, a high transmission power and economy during everyday use. (S015795)	Standard	2078771	USD	0.00
The wide-angle cardan shaft is used for spreader drive and is provided for a 1-3/4", 6-spline connection to the traction vehicle (truck). It offers good mobility for cornering, a high transmission power and economy during everyday use. (S015796)	Option	2078772	USD	190.00
The wide-angle cardan shaft is used for spreader drive and is provided for a 1-3/4", 20-spline connection to the traction vehicle (truck). It offers good mobility for cornering, a high transmission power and economy during everyday use. (S015797)	Option	2078773	USD	190.00
<b>Trailer drawbar</b>				
Low-mounting towing device (Hitch type) with drawbar eye 50 mm diameter. The low mounting offers a higher vertical load, better traction and driving stability. (S015784)	Standard	2078761	USD	0.00
Low-mounting towing device (Hitch type) with hitch ball towing system K 80 (diameter 3 in / 80 mm). The low mounting offers a higher vertical load, better traction and driving stability. (S015786)	Option	2094658	USD	584.00

<b>Road traffic registration</b>				
Machine not authorised for public roads - the binder spreader is not authorised for driving on public roads. The vehicle is not allowed to be driven to or from the field under its own power. (S032775)	Standard	2349729	USD	0.00
The data confirmation can be used as a basis for road approval in the corresponding country of use. (S047245)	Option	2670902	USD	1,167.00
<b>Brake system</b>				
Hydraulic brake system - If you are considering use on the public roads, please bear in mind the road traffic registration regulations in the country where the machine will be used when you select the brake system. (S015782)	Standard	2078886	USD	0.00
Compressed air dual-circuit brake system with manual controller - If you are considering use on the public roads, please bear in mind the road traffic registration regulations in the country where the machine will be used when you select the brake system. (S015783)	Option	2078887	USD	2,443.00
Combination brake system comprising a hydraulic brake and a compressed air brake. For maximum flexibility in selecting the tractor vehicle. - If you are considering use on the public roads, please bear in mind the road traffic registration regulations in the country where the machine will be used when you select the brake system. (S034601)	Option	2418562	USD	7,451.00
<b>Crawler units</b>				
Low-pressure tyres 700/50-26.5 with an outside diameter of 1,350 mm. The total width of the spreader is 2,760 mm. (S018096)	Standard	2671170	USD	0.00
Low-pressure tyres 800/40-26.5 with an outside diameter of 1,350 mm. The wide ground contact area of the tyres makes them ideal for difficult ground. The total width of the spreader is 2,960 mm. (S015792)	Option	2078889	USD	2,334.00
<b>Binder filling</b>				
The high-speed filling device size R 4" is used for faster filling of the binder container. It is supplied with a connector coupling, shut-off valve, stone screen, ventilation valve and R3" adapter (only supplied with Guillemín or Storz couplings). (S025145)	Standard	2290094	USD	0.00
<b>Binder distribution</b>				
The OptiPower chain conveyor drive is ideal for heavy binders. Two variable hydraulic motors and planetary gearboxes achieve an increased level of traction and a high conveying rate during binder transport. (S028086)	Standard	2293651	USD	0.00

<b>Binder spreader</b>				
Equipment of the machine with a universal spreading mechanism type DN 230-10 for soil stabilization or cold recycling - working width 7 ft 9 in / 2.36 m. The spreading material is output using a flexible rotary valve (10 cells). The metering feeders are self-cleaning. The working width is divided into three power-switchable subsections from 2 ft 8 in to 7 ft 9 in / 0.82 to 2.36 m. The output quantity at a transport speed of 1.2 mph / 2 km/h is approx. 0.6 lb/ft² to 8.6 lb/ft² / 3 to 42 kg/m² (assuming a bulk material density of 1.4 t/m³).	Standard	2351768	USD	0.00
<b>Additional devices</b>				
The vehicle is delivered without fenders. Please note that fenders must be fitted if an approval for driving on public roads is planned. (S047241)	Standard	2671293	USD	0.00
Long fenders for tandem axle with fixation parts. These are required, for example, for the authorization for driving on public roads. The wheel cover is also used as splash protection for the machine (S015794)	Option	2078256	USD	3,339.00
Short fenders for one axle with fixation parts. These are required, for example, for the authorization for driving on public roads. The wheel cover is also used as splash protection for the machine (S039203).	Option	2485541	USD	2,009.00
<b>Equipment Options</b>				
<b>Exhaust air filter</b>				
Dust collection system with compressor for filtering the waste air and reducing dust levels during the filling process. The system consists of 6 filter elements for a total air flow rate of 20,400 m³/h , an automatic purification system with electromagnetic control as well as a lockable, folding cover panel. - Compressed air is supplied via a separate compressor mounted on the binder spreader (HK450) (S041150)	Standard	2542341	USD	0.00
<b>Machine lighting</b>				
Working headlights with LED technology (4 pcs.) for illuminating the complete working area. All headlights are switched using the control terminal in the cab of the carrier or tractor vehicle. 2 headlights are mounted on the rear wall of the container and 1 headlight each on the right and left sides of the container. (S018581)	Standard	2173033	USD	0.00
<b>Printer</b>				
The needle printer is used for printing out all important working values. The data can be printed conveniently at adjustable intervals. (S015755)	Option	2078248	USD	1,330.00

<b>Camera system</b>				
The monitor system mounted on the rear of the vehicle is used for monitoring the working area at the rear. The pictures from the camera are displayed on a separate 7-inch color monitor in the cab. (S015819)	Option	2125804	USD	3,651.00
<b>Weighing system</b>				
Equipment of the machine with the active weighing device "Weightronic". For highly precise application of binder. Consisting of 4 weighing cells mounted between the frame and the binder container. The required spreading quantity is set using a separate control display. With the Weightronic, there is a continuous comparison between the actual and nominal values during spreading. Subsequent control of the spreading quantity is performed continuously and fully automatically. This means incorrect operation is almost excluded.(S032780)	Standard	2349725	USD	0.00
<b>Compressed air system</b>				
High-performance air compressor (8,000 liters/minute / 2113 gal/minute at max. 2 bar) incl. 15-meter / 50 ft high-pressure hose, hose roller and compressed air lance. For filling the binder spreader from an upright silo without its own compressor system, or for cleaning purposes. Drive via the machine hydraulics of the binder spreader. Not in conjunction with water misting system and compressor HK450. (S036499)	Option	2418729	USD	26,315.00
<b>Other devices</b>				
The storage compartments on the side with 3 lockable sheet metal doors on each side of the container offer enough room for carrying tools and implements for daily on-site operation securely and close to hand on the binder spreader. Gas springs support the opening and closing of the doors. (S015821)	Standard	2125806	USD	0.00
<b>Documentation</b>				
Additional set of technical documentation - UK country version (GB) (S029976)	Option		USD	68.00

## Price list

### SW 20 MC (4 axle)

#### Scope of supply – basic machine

- High-performance binder spreader for soil stabilization and cold recycling as a superstructure on a four-axle truck
- Volumetric dosing, fully automatic and independent of the transport speed
- Container with a capacity of 20 m<sup>3</sup>, internal stiffeners and lockable side doors
- Pneumatic filling devices on both container sides with connection coupling, shut-off cock and ventilation valve
- Large ventilation pipe
- Display for "Container full" and "empty" by a visual signal
- Sensor-controlled chain conveyor made of drop-forged chain links and transport strips, 3 ft 1 in / 950 mm wide
- "OptiPower" chain conveyor drive
- Hydraulic shut-off valve for sealing the container when filling, controlled by on-board electronics
- Filling chute with 2 integrated horizontal augers that are controlled automatically by a sensor
- On-board computer consisting of a programmable logic controller and a control terminal in the cab with color display. This unit permits exact output of the preselected spreading quantity in kg/m<sup>2</sup>, even at different transport speeds
- Closed on-board hydraulic with integrated hydraulic oil cooling
- Auxiliary frame produced especially for the particular carrier vehicle
- Safety acceptance by the employers' professional liability insurance association
- Collecting trough and suspended weigher for checking the weights
- Technical documentation, 2 copies on paper and on USB stick

List price ex subsidiary Wirtgen America

USD

205,458.00



Mandatory Options				
Chassis variants				
Binder spreading superstructure without carrier vehicle. Customer provides a suitable carrier vehicle. Attention: The customer must fill in the Streumaster "Truck specifications" form and submit it with the order confirmation. The superstructure is delivered without rear lighting equipment and reversing alert if they are not originally present on the truck. (S032794)	Standard	2350866	USD	0.00
Installation				
Final assembly is carried out by the customer independently. The spreading tank is connected by the customer to the pre-existing or additionally ordered carrier vehicle. (S036175)	Standard	2418563	USD	0.00
Paint				
Standard paint: Container in cream (RAL 9001), lower part of the machine and spreading mechanism in slate grey (RAL 7015). (S015771)	Standard	2078241	USD	0.00
Single-color special paint. Cream color is replaced by a special color (RAL acc. to customer request). (S015772)	Option	2078243	USD	4,099.00
On-board hydraulics drive				
Drive of the entire spreader hydraulics driven by hydraulic pump via the auxiliary drive of the carrier vehicle (800- 2,500 1/min) (S032772)	Standard	2349726	USD	0.00
Auxiliary diesel engine 12 volts. Use of the auxiliary diesel engine means the spreader operates fully independently of the carrier or towing vehicle. The engine has a power of 55.4 kW at 2,400 r.p.m. It includes an enclosure and comes with a hydraulic pump for operating the on-board hydraulic system on the spreader device. Includes brackets, holding devices, a diesel tank and a complete installation on the spreading grit container. Emission level EPA Tier 4f / EU Level V. Country-specific requirements are to be taken into account. (S051424)	Option	2779340	USD	39,751.00
Road traffic registration				
Machine not authorised for public roads - the binder spreader is not authorised for driving on public roads. The vehicle is not allowed to be driven to or from the field under its own power. (S032775)	Standard	2349729	USD	0.00
Binder filling				
The high-speed filling device size R 4" is used for faster filling of the binder container. It is supplied with a connector coupling, shut-off valve, stone screen, ventilation valve and R3" adapter (only supplied with Guillemin or Storz couplings). (S025145)	Standard	2290094	USD	0.00

<b>Binder distribution</b>				
The OptiPower chain conveyor drive is ideal for heavy binders. Two variable hydraulic motors and planetary gearboxes achieve an increased level of traction and a high conveying rate during binder transport. (S028086)	Standard	2293651	USD	0.00
<b>Binder spreader</b>				
Equipment of the machine with a universal spreading mechanism type DN 230-10 for soil stabilization or cold recycling - working width 7 ft 9 in / 2.36 m. The spreading material is output using a flexible rotary valve (10 cells). The metering feeders are self-cleaning. The working width is divided into three power-switchable subsections from 2 ft 8 in to 7 ft 9 in / 0.82 to 2.36 m. The output quantity at a transport speed of 1.2 mph / 2 km/h is approx. 0.6 lb/ft² to 8.6 lb/ft² / 3 to 42 kg/m² (assuming a bulk weight of 8.3 lbs per gal / 1.00 kg per liter). (S032798)	Standard	2351768	USD	0.00
<b>Equipment Options</b>				
<b>Exhaust air filter</b>				
The dust separation filter is used for filtering the waste air and reducing dust levels during the filling procedure. It consists of 6 filter elements for an air flow rate of 20,400 m³/h / 720,419 cu ft/h in total, an automatic purification system with electromagnetic control as well as a lockable, folding cover panel. - The compressed air supply must be from the carrier or towing vehicle - (S018949)	Standard	2201451	USD	0.00
<b>Machine lighting</b>				
Working headlights with LED technology (4 pcs.) for illuminating the complete working area. All headlights are switched using the control terminal in the cab of the carrier or tractor vehicle. 2 headlights are mounted on the rear wall of the container and 1 headlight each on the right and left sides of the container. (S018581)	Standard	2173033	USD	0.00
<b>Printer</b>				
The needle printer is used for printing out all important working values. The data can be printed conveniently at adjustable intervals. (S015755)	Option	2078248	USD	1,330.00
<b>Camera system</b>				
The monitor system mounted on the rear of the vehicle is used for monitoring the working area at the rear. The pictures from the camera are displayed on a separate 7-inch color monitor in the cab. (S015819)	Option	2125804	USD	3,651.00

<b>Weighing system</b>				
Equipment of the machine with the active weighing device "Weightronic". For highly precise application of binder. Consisting of 4 weighing cells mounted between the frame and the binder container. The required spreading quantity is set using a separate control display. With the Weightronic, there is a continuous comparison between the actual and nominal values during spreading. Subsequent control of the spreading quantity is performed continuously and fully automatically. This means incorrect operation is almost excluded.(S032780)	<b>Standard</b>	<b>2349725</b>	<b>USD</b>	<b>0.00</b>
<b>Compressed air system</b>				
High-performance air compressor (8,000 liters/minute / 2113 gal/minute at max. 2 bar) incl. 15-meter / 50 ft high-pressure hose, hose roller and compressed air lance. For filling the binder spreader from an upright silo without its own compressor system, or for cleaning purposes. Drive via the machine hydraulics of the binder spreader. Not in conjunction with water misting system and compressor HK450. (S036499)	<b>Option</b>	<b>2418729</b>	<b>USD</b>	<b>26,315.00</b>
<b>Water system</b>				
The high-pressure cleaner with 15 m high-pressure hose and cleaning gun is used for filling the machine, and achieves a flow rate of approx. 15 l/min at max. 200 bar operational pressure. Drive via the on-board hydraulic system of the binder spreader. Only in conjunction with water tank. Not in conjunction with rotary compactor. (S015817)	<b>Option</b>	<b>2125694</b>	<b>USD</b>	<b>5,768.00</b>
The water sprinkling system generates a wall of spray mist which reduces the amount of dust given off by the binder to a minimum when spreading. The device with nozzle bar on the rear of the binder spreader is driven by a hydraulic water pump (feed quantity approx. 30 l/min.). Only in conjunction with water tank. Not in conjunction with rotary compactor. (S015815)	<b>Option</b>	<b>2137853</b>	<b>USD</b>	<b>8,048.00</b>
Water tank with 800 l content for supplying the water sprinkling system and/or the high-pressure cleaner. (S026493)	<b>Option</b>	<b>2233748</b>	<b>USD</b>	<b>5,537.00</b>
<b>Other devices</b>				
Side underbody guard on both sides with fastening components for the truck. This is required, for example, for the authorization for driving on public roads. (S015793)	<b>Option</b>	<b>2078255</b>	<b>USD</b>	<b>2,090.00</b>
Long fenders for tandem axle with fixation parts. These are required, for example, for the authorization for driving on public roads. The wheel cover is also used as splash protection for the machine (S015794)	<b>Option</b>	<b>2078256</b>	<b>USD</b>	<b>3,339.00</b>

Short fenders for one axle with fixation parts. These are required, for example, for the authorization for driving on public roads. The wheel cover is also used as splash protection for the machine (S039203).	Option	2485541	USD	2,009.00
Rear fenders made from steel sheet for covering the rear axle tyres. (S026271)	Option	2227471	USD	5,686.00
<b>Other devices</b>				
The storage compartments on the side with 3 lockable sheet metal doors on each side of the container offer enough room for carrying tools and implements for daily on-site operation securely and close to hand on the binder spreader. Gas springs support the opening and closing of the doors. (S015821)	Standard	2125806	USD	0.00
<b>Vehicles and auxiliary equipment</b>				
Rockinger trailer hitch type 400 G 150 DIN 74051 D-value 130 kN, Dc-value 90 kN, V-value 35 kN, permitted vertical load 1000 kg. Diameter bolt / drawbar eye 40 mm, hole pattern 160 x 100 mm. Only in conjunction with frame extension. (S015836)	Option	2089914	USD	841.00
Rockinger trailer hitch type 500 G 6 DIN 74051, D-value 190 kN, Dc-value 135 kN, V-value 72.5 kN, permitted vertical load 1000 kg. Diameter bolt/drawbar eye 50 mm, hole pattern 160 x 100 mm. Only in conjunction with frame extension. (S015837)	Option	2137907	USD	1,886.00
The truck frame overhang is extended towards the rear, including installation of the customer's own rear trailer coupling and electrical power cables. This means it is possible to tow a low-loader trailer on public roads. - Only for factory fitting, only for MC models with spreading mechanism DN 230 - (S015759)	Option	2089911	USD	5,496.00
Filling chute for binder spreader device in truck with frame overhang (at least 1500 mm / 59 in). Truck must be equipped with trailer coupling, compressed air lines and electrical power cables with a 24 volt, 7-pin socket. Only in conjunction with DN230 (S039159)	Option	2485557	USD	2,036.00
Hydraulic connections on the frame extension for operating the drive-up ramps of a low-loader, incorporated in the hydraulic system of the spreading. - Only possible with truck frame extension - (S015822)	Option	2089912	USD	1,154.00
<b>Documentation</b>				
Additional set of technical documentation - UK country version (GB) (029980)	Option		USD	68.00

## Price list

# W 100 Ri

### Scope of supply – basic machine

- Engine: 6-CYLINDER DIESEL ENGINE TYPEDEUTZ TCD 6.1 L6 AG 5
- Rated engine power 2300 r.p.m.: 160 kW / 214.6 HP / 217.5 PS
- Exhaust standard: EU Stage V / US EPA Tier 4f
- Standard milling width: 3 ft 3 in / 1000 mm
- Theoretical milling depth: 1 ft / 300 mm

### SCOPE OF SUPPLY OF THE BASIC MACHINE

- Engine cover with noise insulation and flexibly decoupled engine mounting for especially quiet running and low noise emissions

### MILLING DRUM UNIT

- Automatically activating, hydraulic drive belt tensioner for reliable power transmission to the milling drum
- Hydraulically lifting side plate right and left
- Round milling drum housing and straight left side plate for optimum material transport, making for low left-over amounts when lifting out the milling drum
- The right-hand side of the milling drum housing can be easily opened for maintenance or drum change
- Optimized for quick change of the milling drum, including by using centering pins with the side door of the milling drum housing
- With automatic electrical safety shut-off for the milling drum

### LOADING OF MILLED MATERIAL

- Machine prepared for optional material loading by discharge conveyor
- Conveyor speed continuously variable
- Conveyor slewing angle right/left 25 degrees each for significantly improved loading procedures

### OPERATOR'S PLATFORM

- Operator's platform with ergonomically arranged operator's seat, control panel arranged on the right and digital milling depth indicator in the control display
- Steering console with adjustable rake and reach for ideal adaptation of the operator's platform to the operator
- Three mirrors
- Machine design permits unobstructed view of the milled edge at the right and left as well as the working area in front of the milling drum on the right
- Conveniently accessible ladder/footstep to the operator's platform with night-time lighting and especially low, folding bottom edge of the latter/footstep
- Robust anti-vandalism protection for the controls

### TRACK UNIT AND HEIGHT ADJUSTMENT

- Precise machine height adjustment in 0.04 or 0.2 in / 1 or 5 mm steps from the machine control panel
- Infinitely variable, hydraulic all-wheel drive with three speed ranges
- Digital load control, manual engageable, hydraulic differential lock (by flow distributor)
- Wide solid rubber tires for the lowest ground pressures and optimum traction
- For milling along curb edges, the rear right support wheel can be swiveled hydraulically from the operator's platform in front of the milling drum.
- Hydraulic spring-loaded brake
- Proportional height adjustment at rear

### MISCELLANEOUS

- Flexible weight concept by optional additional weights
- Particularly low machine center of gravity for high stability of the machine
- Robust and easily maintained machine chassis with optimum ground clearance and short overhangs
- Towing device

- Reversing horn
- Large tool package with lockable tool box and additional storage space for two pick containers
- Pre-fitting for installing the WITOS FleetView control unit
- European type certification, EuroTest mark and CE conformity

**List price ex subsidiary Wirtgen America** **USD** **371,097.00**

#### Mandatory Options

##### Milling drum housing

Wear-resistant milling drum housing FB1000 (3 ft 3 in) without milling drum	<b>Standard</b>	<b>2365918</b>	<b>USD</b>	<b>0.00</b>
Wear-resistant milling drum housing FB1000 (3 ft 3 in) FCS-Light, with pre-fitting for quick and easy milling drum changes with different tool spacings while keeping the same working widths, without milling drum.	<b>Option</b>	<b>2365919</b>	<b>USD</b>	<b>7,491.00</b>
Wear-resistant milling drum housing FB600 (3 ft 3 in) FCS with pre-fitting enabling a quick and easy change of the milling drums with varying spacings and milling widths, without milling drum.	<b>Option</b>	<b>2459677</b>	<b>USD</b>	<b>9,989.00</b>

##### Milling drums / milling units

Milling drum with milling width 1000 mm / (3 ft, 3 in) milling depth max. 300 mm / 1 ft, tool spacing 15 mm / 0.6 in, equipped with quick-change toolholder system HT22 and 100 picks. For a wide range of applications, e.g. removal of surface and binder layer or complete removal of road surfaces.	<b>Standard</b>	<b>2311420</b>	<b>USD</b>	<b>0.00</b>
---	-----------------	----------------	------------	-------------

##### Material depressor / milling unit seal front

Front milling drum unit seal FB1000 (3 ft 3 in) with hydraulic height and contact pressure adjustment. An overload sensor with lifting function lifts the seal briefly in case of a collision and thus prevents damage.	<b>Standard</b>	<b>2365926</b>	<b>USD</b>	<b>0.00</b>
---	-----------------	----------------	------------	-------------

##### OPERATOR'S PLATFORM

Standard operator's seat with shock absorption and lengthways adjustment	<b>Standard</b>	<b>2365928</b>	<b>USD</b>	<b>0.00</b>
Comfort operator's seat incl. seat heating. The operator's seat has shock absorption, lengthways adjustment and can be swiveled through 20 degrees.	<b>Option</b>	<b>2365929</b>	<b>USD</b>	<b>1,072.00</b>

##### OPERATOR'S PLATFORM

Flexibly mounted operator's platform, without weather canopy.	<b>Standard</b>	<b>2365930</b>	<b>USD</b>	<b>0.00</b>
Operator's platform with weather canopy and lateral weather protection elements. The weather canopy can be adjusted in height hydraulically. The transparent weather protection elements on the side on the roof and the right of the operator's platform protect the operator against the effects of weather driving in from the sides, and ensure additional comfort when working. (FB1000)	<b>Option</b>	<b>2436568</b>	<b>USD</b>	<b>9,310.00</b>

<b>Milling depth regulation</b>				
LEVEL PRO PLUS leveling system. The measurement is made using cylinder sensors on the side plate right and left. The milling depth is displayed and set intuitively on the LEVEL PRO PLUS control display. The milling depth is regulated automatically. Incl. pre-fitting for additional sensors (e.g. Rapid Slope).	Standard	2365933	USD	0.00
<b>Hydraulic connection</b>				
Machine with hydraulic pre-fitting for a discharge conveyor with screw coupling. Each contains the coupling element on the machine side and the discharge conveyor side.	Standard	2370564	USD	0.00
Machine with hydraulic pre-fitting for a discharge conveyor with quick-change coupling. For quick change of the discharge conveyor. Each contains the coupling element on the machine side and the discharge conveyor side.	Option	2370565	USD	1,126.00
<b>Material transport</b>				
Discharge conveyor 7,350 mm / 24 ft 1 in long with conveyor belt width 500 mm / 1 ft 8 in and hydraulic folding device for shortening the transport length or simplified maneuvering in narrow fields. Including an LED working light for illuminating the ejection area. Discharge conveyor including mechanical installation and removal assistance.	Standard	2370568	USD	0.00
<b>Paint</b>				
Painting in cream RAL 9001 with orange stripes. The entire base of the machine is painted in slate gray RAL 7015.	Standard	2370429	USD	0.00
Film coating in cream RAL 9001 with orange stripes. The entire base of the machine is painted in slate gray RAL 7019	Option	2893663	USD	2,158.00
The film coating is applied in RAL colors and design according to the customer's wishes. Film coating provides protection against mechanical and weather-related damage and can be removed without leaving any marks, if required	Option	2893664	USD	2,918.00
<b>Technical documentation</b>				
Technical documentation - North America country version (US)	Standard	2456347	USD	0.00
<b>Telematics</b>				
WITOS FleetView (mobile phone standard 3, 4G) includes a control unit (TCU) with a GPS receiver and the usage rights for the web application WITOS FleetView. The web access function offers a compact overview of the machine status including consumption data, working times, position data, error messages and service intervals. (The actual amount of data available depends on the machine type). The	Standard	2770403	USD	0.00

<b>Machine lighting</b>				
Lighting system consisting of 1 LED strip, 3 halogen and 8 LED working lights. The headlights illuminate the area in front of the machine, the left machine side, the area in front of the milling drum unit, the loading area, the ladder/footstep and the operator's platform. The light output of the working lights is approx. 16,700 lumen in total.	Standard	2487612	USD	0.00
High-performance lighting system consisting of 2 LED strips, 1 halogen and 12 LED working lights. The headlights illuminate the area in front of the machine, the rear of the machine, the left machine side from the front and rear, the area in front of the milling drum unit, the wheel arch, the weather canopy, the loading area, the ladder/footstep and the operator's platform. The light output of the working lights is approx. 23,300 lumen in total. LED working lights are extremely bright, shock-resistant and durable.	Option	2487613	USD	964.00
<b>Crawler units</b>				
The machine is equipped with a front axle for using a milling unit with a width of 1.000 mm / 1.200 mm.	Standard	2589208	USD	0.00
<b>Equipment Options</b>				
<b>Additional weight</b>				
Additional weight 400 kg / 881 lb for four-wheel machine. 100 kg / 220 lb additional weight can be mounted in each rim. The additional weight can improve working under extreme conditions, although does increase the transport weight of the machine.	Option	2462950	USD	5,605.00
<b>Advance drive</b>				
Machine (FB1000 / FB1200) equipped for increased transfer speed with more powerful hydraulic components (up to 7,5 km/h / 4,5 mph). Construction site operations are significantly faster due to the increased transfer speed of the machine.	Standard	2370563	USD	0.00
Machine equipped with precision steering (FB1000/1200). Proportional push-buttons on the multi-function armrest enable the machine to be steered more precisely.	Standard	2478483	USD	0.00
Equipment of the machine with precision steering (FB600). Pushbuttons on the multi-function armrests with a proportional response permit more precise steering of the machine.	Option	2592468	USD	1,344.00



<b>Milling drum assembly options</b>				
Overload sensor on the scraper FB1000/1200 for automatic lifting function in case of obstacles. Effectively prevents the scraper from sinking into the loose sub-base, as well as getting stuck on obstacles.	Option	2478481	USD	1,819.00
Active floating position on the side plate right and left by continuous comparison between the milling depth and position of the side plate. If required, the side plate is lifted briefly to prevent tilting or sinking into a soft sub-base. (Only possible in conjunction with LEVEL PRO PLUS.)	Option	2478486	USD	1,737.00
<b>Device for milling drum change</b>				
Milling drum assembly trolley for milling drums up to FB1300 (4 ft 3 in), for straightforward milling drum change	Option	105240	USD	2,741.00
Assembly aid for the fast milling drum change	Option	101056	USD	1,330.00
<b>Additional milling units</b>				
FCS milling unit FB400 (15,75") LA15, with quick-change toolholder system HT22, milling depth max. 0 ft 11 in / 300 mm, equipped with 59 RS picks, including scraper bottom part FB400 (15,75")	Option	2478482	USD	18,321.00
FCS milling unit FB500 (20") LA15, with quick-change toolholder system HT22, milling depth max. 0 ft 11 in / 300 mm, equipped with 65 RS picks, including scraper bottom part FB500 (20")	Option	2478484	USD	19,176.00
<b>Cold-start device</b>				
Electrical preheating of the fuel filter to maintain the flow of fuel at low outside temperatures. Serves to guarantee machine operation at temperatures below 0 32 degrees Fahrenheit (0 degrees Celsius).	Option	2468568	USD	407.00
<b>Options for belt conveyor</b>				
Hydraulic coupler on conveyor side for mounting on an additional discharge conveyor. For use on a machine pre-equipped with screw coupling.	Option	2370616	USD	176.00

<b>Lateral slope control</b>				
Expansion of the LEVEL PRO PLUS leveling system by a RAPID SLOPE sensor. Ideal, for example for aligning the machine in a defined lateral tilt on a one-sided reference.	Option	2370620	USD	4,166.00
Expansion of the LEVEL PRO PLUS leveling system by a leveling boom that can be moved out on the left side. The boom can be moved out hydraulically if required by up to 43 in / 1,080 mm and mechanically by a further 40 in / 1,020 mm. Including sensor and cable as well as LED position lights for indicating the moved-out boom.	Option	2417339	USD	5,727.00
<b>Water system / spraying agent system</b>				
Hydraulically driven water filler pump. For rapid filling of the water tank. The filler pump is located in an easily accessible position and is protected in the storage compartment at the ladder/footstep to the operator's platform.	Option	2511836	USD	2,823.00
<b>Pick changing aids</b>				
Hydraulically driven pick ejector, including the holder and required electrical and hydraulic connections. Ideal for convenient, fast and low-noise pick changes.	Option	2370621	USD	3,610.00
<b>Wirtgen information and diagnostic system</b>				
Equipment of the machine with job data acquisition. The information is shown in the control display.	Standard	2410294	USD	0.00
<b>Camera system</b>				
Monitor system as maneuvering aid with two cameras and screen. A camera is mounted on the discharge conveyor and displays the loading of the truck. The 2nd camera shows the area in front of the milling drum housing. The camera images are displayed on the screen.	Option	2487627	USD	5,171.00
<b>Other devices</b>				
License plate holder with LED lighting to comply with country-specific regulations.	Option	2655778	USD	461.00
<b>Documentation</b>				
Additional set of technical documentation - North America country version (US)	Option		USD	81.00
Spare part and application documentation English (EN)	Option		USD	14.00

## Price list

# W 100 Xfi - FCS

### Scope of supply – basic machine

- Engine: 6-CYLINDER DIESEL ENGINE TYPE CUMMINS QSL9 C-300
- Rated engine power 2100 r.p.m.: 248 kW / 333 HP / 337 PS
- Maximum power at 1900 r.p.m.: 257 kW / 345 HP / 350 PS
- Exhaust standard: US EPA Tier 4f
- Standard milling width: 3 ft 3 in / 1000 mm
- Theoretical milling depth: 1 ft 1 in / 330 mm

### STANDARD EQUIPMENT

- Base machine with engine
- Mechanically opening engine hood with noise insulation
- Radiator with temperature-dependent fan speed
- Highly effective noise insulation throughout the engine compartment
- Automatic engine speed adjustment depending on machine load
- Elastically mounted engine station with low vibration and low noise

### MILLING DRUM HOUSING

- The right-hand side of the milling drum housing can be easily opened for maintenance or drum change
- Hydraulically operated rear scraper with mechanical locking

### LOADING OF MILLED MATERIAL

- Discharge conveyor swing angle: 60 degrees left – 60 degrees right
- Hydraulically foldable discharge conveyor with two swing speeds, including adjustable conveyor speed for precise loading

### MACHINE CONTROL AND LEVELLING SYSTEM

- Digital milling depth indicator on machine control panel
- LEVEL PRO PLUS leveling system right and left
- RAPID SLOPE cross-slope sensor for LEVEL PRO ACTIVE leveling system
- Precise machine height adjustment in increments of 1 or 5 mm via the machine's main control panel
- Digital load control, can be engaged manually, hydraulic differential lock (via flow divider)

### OPERATOR'S PLATFORM

- Hydraulically extendable operator's platform for optimum view of the working area
- Steering console with adjustable rake and reach for ideal adaptation of the operator's platform to the operator
- Slender machine design permits unobstructed view of the milled edge as well as the working area in front of the milling drum on the right
- Conveniently accessible ladder/footstep to the operator's platform with night-time lighting and especially low bottom edge of the latter/footstep
- Robust anti-vandalism protection for the controls
- Mirror package consisting of front left and right rear-view mirrors and a forward-facing mirror to the left of the operator's platform
- Reversing horn with clearly audible signal
- Illuminated control panel / nighttime design
- Scraper height indicator on control panel

### TRACK UNIT AND HEIGHT ADJUSTMENT

- Dual-speed hydraulic height adjustment of front and rear track units

### MISCELLANEOUS

- Large tool package
- Towing device
- Generously sized water and diesel tanks

- Comprehensive safety package with several EMERGENCY STOP switches
- Pre-fitting for installing the WITOS FleetView control unit
- European type certification, EuroTest mark and CE conformity

**List price ex subsidiary Wirtgen America**

**USD**

**587,724.00**

## **Mandatory Options**

### **Crawler units**

Configuration with 4 driven track units. The two front track units are steered. The track unit at the rear right is hydraulically slewing and also steers. Traveling speed max. 3.6 mph / 5.8 km/h.

**Standard**

**2777141**

**USD**

**0.00**

### **Milling drum housing**

Wear-resistant milling drum housing FB1000 (3 ft 3 in) FCS with pre-fitting enabling a quick and easy change of the milling drums with varying spacings and milling widths, without milling drum.

**Standard**

**2336166**

**USD**

**0.00**

### **Milling drums / milling units**

FCS milling drum with milling width 1000 mm / 3 ft / 3 in, tool spacing 15 mm / 19/32 in, equipped with quick-change toolholder system HT22 and 99 picks. For a wide range of applications, e.g. removal of surface and binder layer, complete removal of road surfaces or concrete milling work.

**Standard**

**2308062**

**USD**

**0.00**

### **OPERATOR'S PLATFORM**

Standard operator's seat with shock absorption and lengthways adjustment

**Standard**

**2412488**

**USD**

**0.00**

### **Hydraulic connection**

Machine with hydraulic pre-fitting for a discharge conveyor with screw coupling. Each contains the coupling element on the machine side and the discharge conveyor side.

**Standard**

**2412477**

**USD**

**0.00**

### **Material transport**

Discharge conveyor 26 ft 9 in / 8,150 mm long with conveyor belt width 2 ft / 600 mm and hydraulic folding device for shortening the transport length or simplified maneuvering in narrow fields.

**Standard**

**2336175**

**USD**

**0.00**

<b>Paint</b>				
Painting in cream RAL 9001 with orange stripes. The entire base of the machine is painted in slate gray RAL 7015.	Standard	2863379	USD	0.00
Film coating in cream RAL 9001 with orange stripes. The entire base of the machine is painted in slate gray RAL 7019	Option	2863382	USD	2,456.00
The film coating is applied in RAL colors and design according to the customer's wishes. Film coating provides protection against mechanical and weather-related damage and can be removed without leaving any marks, if required	Option	2863384	USD	3,298.00
<b>Technical documentation</b>				
Technical documentation - North America country version (US)	Standard	2456347	USD	0.00
<b>Telematics</b>				
WITOS FleetView (mobile phone standard 3, 4G) includes a control unit (TCU) with a GPS receiver and the usage rights for the web application WITOS FleetView. The web access function offers a compact overview of the machine status including consumption data, working times, position data, error messages and service intervals. (The actual amount of data available depends on the machine type). The availability of WITOS FleetView is guaranteed for 3 years from the date of delivery.	Standard	2770403	USD	0.00
<b>Machine lighting</b>				
Lighting system consisting of 4 halogen and 8 LED working lights. The headlights illuminate the area in front of the machine, both machine sides, the area in front of the milling drum unit, the loading area, the ladder/footstep and the operator's platform. The light output of the working lights is approx. 19,500 lumen in total.	Standard	2487614	USD	0.00
High-performance lighting system consisting of 1 halogen and 14 LED working lights. The headlights illuminate the area in front of and behind the machine, both machine sides, the area in front of the milling drum unit, the loading area, the weather canopy, the ladder/footstep and the operator's platform. The light output of the working lights is approx. 26,300 lumen in total. LED working lights are extremely bright, shock-resistant and durable.	Option	2487615	USD	977.00

Equipment Options				
<b>Exhaust air filter</b>				
VCS – vacuum cutting system on the discharge conveyor for the extraction of fine material particles and water vapor from the sealed milling drum unit.	Option	2336913	USD	8,604.00
<b>Advance drive</b>				
Equipment of the machine with precision steering. Pushbuttons on the multi-function armrests with a proportional response permit more precise steering of the machine.	Standard	2478488	USD	0.00
<b>Equipment operator's platform</b>				
Operator's platform with weather canopy. The weather canopy is hydraulically adjustable in height and provides additional comfort during on-site operation. Including LED working light for illuminating the footstep. (Only in conjunction with electrohydraulic unit.)	Option	2336173	USD	8,496.00
<b>Milling drum assembly options</b>				
Overload sensor on the scraper FB1000 for automatic lifting function in case of obstacles. Effectively prevents the scraper from sinking into the loose sub-base, as well as getting stuck on obstacles.	Option	2478485	USD	2,823.00
Active floating position on the side plate right and left by continuous comparison between the milling depth and position of the side plate. If required, the side plate is lifted briefly to prevent tilting or sinking into a soft sub-base. (Only possible in conjunction with LEVEL PRO PLUS.)	Standard	2478486	USD	0.00
<b>Side milling ring</b>				
Pre-fitting for using a deep milling unit, including all necessary electro, hydraulic and water connections.	Option	2596465	USD	2,171.00
<b>Additional milling units</b>				
FCS tandem scraper FB1000 (39") with necessary hydraulic and electrical systems. For the use of milling drums smaller than FB1000 (39"). The min. milling width for material loading onto the loading belt is	Standard	2351463	USD	0.00
FCS milling unit FB300 (12") LA15, with quick-change toolholder system HT22, milling depth max. 11 in / 280 mm, equipped with 61 RS picks, including scraper bottom part FB300 (12")	Option	2308611	USD	15,607.00
FCS milling unit FB600 (24") LA12, with quick-change toolholder system HT22, milling depth max. 11 in / 280 mm, equipped with 79 picks, including scraper bottom part FB600 (24")	Option	2308615	USD	25,243.00
<b>Cold-start device</b>				
Electrical preheating of the fuel filter to maintain the flow of fuel at low outside temperatures. Serves to guarantee machine operation at temperatures below 0 32 degrees Fahrenheit (0 degrees Celsius).	Option	2377357	USD	774.00

<b>Options for belt conveyor</b>				
Signal lights for visual "stop" and "go" instructions for the truck driver without the use of a horn. The signal lights can be folded in hydraulically from the operator's platform.	Option	2409818	USD	6,664.00
<b>Leveling</b>				0.00
Expansion of the LEVEL PRO PLUS leveling system by a SONIC SKI sensor. Ideal for contact-free wire and soil scanning. Including connection cable and holder.	Option	2352878	USD	5,971.00
<b>Leveling</b>				
Expansion of the leveling system for multiplex system package 3-way right, including 2 x ultrasonic sensors, and connection cable. (FB1000/1200)	Option	2544246	USD	4,275.00
Expansion of the leveling system to make multiplex system package 3-way right and 3-way left, including 4 x ultrasonic sensors and connection cable. (FB1000/1200)	Option	2544249	USD	8,550.00
<b>Attachments</b>				
Battery-operated electro-hydraulic unit for operation of the machine hydraulics with the diesel engine switched off. (e.g. height adjustment of weather canopy, milling drum rotation device and hydraulic pick extractor drift)	Standard	2412494	USD	0.00
<b>Water system</b>				
Hydraulically operated high-pressure water cleaner with a maximum performance of 15 l/min at 150 bar pressure. Ideal for daily cleaning of the machine.	Option	2336231	USD	4,071.00
<b>Pick changing aids</b>				
Milling drum rotation device with electrohydraulic milling drum drive for slowly turning the milling drum during pick replacement.	Standard	2352893	USD	0.00
<b>Wirtgen information and diagnostic system</b>				
Equipment of the machine with job data acquisition. The information is shown in the control display.	Standard	2410294	USD	0.00
<b>Camera system</b>				
Monitor system as maneuvering aid with 2 cameras and screen. A camera is mounted on the discharge conveyor and displays the loading of the truck. The 2nd camera shows the area in front of the milling drum housing. The camera images are displayed	Option	2487637	USD	5,727.00
<b>Other devices</b>				
License plate holder with LED lighting to comply with country-specific regulations.	Option	2659037	USD	461.00
<b>Documentation</b>				
Additional set of technical documentation - North America country version (US)	Option		USD	81.00
Spare part and application documentation English (EN)	Option		USD	14.00

**Price list****W 100 Xfi - Non FCS****Scope of supply – basic machine**

- Engine: 6-CYLINDER DIESEL ENGINE TYPE CUMMINS QSL9 C-300
- Rated engine power 2100 r.p.m.: 248 kW / 333 HP / 337 PS
- Maximum power at 1900 r.p.m.: 257 kW / 345 HP / 350 PS
- Exhaust standard: US EPA Tier 4f
- Standard milling width: 3 ft 3 in / 1000 mm
- Theoretical milling depth: 1 ft 1 in / 330 mm

**STANDARD EQUIPMENT**

- Base machine with engine
- Mechanically opening engine hood with noise insulation
- Radiator with temperature-dependent fan speed
- Highly effective noise insulation throughout the engine compartment
- Automatic engine speed adjustment depending on machine load
- Elastically mounted engine station with low vibration and low noise

**MILLING DRUM HOUSING**

- The right-hand side of the milling drum housing can be easily opened for maintenance or drum change
- Hydraulically operated rear scraper with mechanical locking

**LOADING OF MILLED MATERIAL**

- Discharge conveyor swing angle: 60 degrees left – 60 degrees right
- Hydraulically foldable discharge conveyor with two swing speeds, including adjustable conveyor speed for precise loading

**MACHINE CONTROL AND LEVELLING SYSTEM**

- Digital milling depth indicator on machine control panel
- LEVEL PRO PLUS leveling system right and left
- RAPID SLOPE cross-slope sensor for LEVEL PRO ACTIVE leveling system
- Precise machine height adjustment in increments of 1 or 5 mm via the machine's main control panel
- Digital load control, can be engaged manually, hydraulic differential lock (via flow divider)

**OPERATOR'S PLATFORM**

- Hydraulically extendable operator's platform for optimum view of the working area
- Steering console with adjustable rake and reach for ideal adaptation of the operator's platform to the operator
- Slender machine design permits unobstructed view of the milled edge as well as the working area in front of the milling drum on the right
- Conveniently accessible ladder/footstep to the operator's platform with night-time lighting and especially low bottom edge of the latter/footstep
- Robust anti-vandalism protection for the controls
- Mirror package consisting of front left and right rear-view mirrors and a forward-facing mirror to the left of the operator's platform
- Reversing horn with clearly audible signal
- Illuminated control panel / nighttime design
- Scraper height indicator on control panel

**TRACK UNIT AND HEIGHT ADJUSTMENT**

- Dual-speed hydraulic height adjustment of front and rear track units

**MISCELLANEOUS**

- Large tool package
- Towing device
- Generously sized water and diesel tanks



- Comprehensive safety package with several EMERGENCY STOP switches
- Pre-fitting for installing the WITOS FleetView control unit
- European type certification, EuroTest mark and CE conformity

**List price ex subsidiary Wirtgen America** **USD** **567,476.00**

#### Mandatory Options

##### Crawler units

Configuration with 4 driven track units. The two front track units are steered. The track unit at the rear right is hydraulically slewing and also steers. Traveling speed max. 3.6 mph / 5.8 km/h.	<b>Standard</b>	<b>2777141</b>	<b>USD</b>	<b>0.00</b>
---	-----------------	----------------	------------	-------------

##### Milling drum housing

Wear-resistant milling drum housing FB1000 (3 ft 3 in) without milling drum	<b>Standard</b>	<b>2336164</b>	<b>USD</b>	<b>0.00</b>
---	-----------------	----------------	------------	-------------

##### Milling drums / milling units

Milling drum with milling width 1000 mm / 3 ft / 3 in, tool spacing 15 mm / 19/32 in, equipped with quick-change toolholder system HT22 and 99 picks. For a wide range of applications, e.g. removal of surface and binder layer, complete removal of road surfaces or concrete milling work.	<b>Standard</b>	<b>2308576</b>	<b>USD</b>	<b>0.00</b>
---	-----------------	----------------	------------	-------------

##### OPERATOR'S PLATFORM

Standard operator's seat with shock absorption and lengthways adjustment	<b>Standard</b>	<b>2412488</b>	<b>USD</b>	<b>0.00</b>
--	-----------------	----------------	------------	-------------

##### Hydraulic connection

Machine with hydraulic pre-fitting for a discharge conveyor with screw coupling. Each contains the coupling element on the machine side and the discharge conveyor side.	<b>Standard</b>	<b>2412477</b>	<b>USD</b>	<b>0.00</b>
--	-----------------	----------------	------------	-------------

##### Material transport

Discharge conveyor 26 ft 9 in / 8,150 mm long with conveyor belt width 2 ft / 600 mm and hydraulic folding device for shortening the transport length or simplified maneuvering in narrow fields.	<b>Standard</b>	<b>2336175</b>	<b>USD</b>	<b>0.00</b>
---	-----------------	----------------	------------	-------------

##### Paint

Painting in cream RAL 9001 with orange stripes. The entire base of the machine is painted in slate gray RAL 7015.	<b>Standard</b>	<b>2863379</b>	<b>USD</b>	<b>0.00</b>
---	-----------------	----------------	------------	-------------

Film coating in cream RAL 9001 with orange stripes. The entire base of the machine is painted in slate gray RAL 7019	<b>Option</b>	<b>2863382</b>	<b>USD</b>	<b>2,456.00</b>
--	---------------	----------------	------------	-----------------

The film coating is applied in RAL colors and design according to the customer's wishes. Film coating provides protection against mechanical and weather-related damage and can be removed without leaving any marks, if required.	<b>Option</b>	<b>2863384</b>	<b>USD</b>	<b>3,298.00</b>
--	---------------	----------------	------------	-----------------

<b>Technical documentation</b>				
Technical documentation - North America country version (US)	Standard	2456347	USD	0.00
<b>Telematics</b>				
WITOS FleetView (mobile phone standard 3, 4G) includes a control unit (TCU) with a GPS receiver and the usage rights for the web application WITOS FleetView. The web access function offers a compact overview of the machine status including consumption data, working times, position data, error messages and service intervals. (The actual amount of data available depends on the machine type). The availability of WITOS FleetView is guaranteed for 3 years from the date of delivery.	Standard	2770403	USD	0.00
<b>Machine lighting</b>				
Lighting system consisting of 4 halogen and 8 LED working lights. The headlights illuminate the area in front of the machine, both machine sides, the area in front of the milling drum unit, the loading area, the ladder/footstep and the operator's platform. The light output of the working lights is approx. 19,500 lumen in total.	Standard	2487614	USD	0.00
High-performance lighting system consisting of 1 halogen and 14 LED working lights. The headlights illuminate the area in front of and behind the machine, both machine sides, the area in front of the milling drum unit, the loading area, the weather canopy, the ladder/footstep and the operator's platform. The light output of the working lights is approx. 26,300 lumen in total. LED working lights are extremely	Option	2487615	USD	977.00
<b>Equipment Options</b>				
<b>Exhaust air filter</b>				
VCS – vacuum cutting system on the discharge conveyor for the extraction of fine material particles and water vapor from the sealed milling drum unit.	Option	2336913	USD	8,604.00
<b>Advance drive</b>				
Equipment of the machine with precision steering. Pushbuttons on the multi-function armrests with a proportional response permit more precise steering of the machine.	Standard	2478488	USD	0.00
<b>Equipment operator's platform</b>				
Operator's platform with weather canopy. The weather canopy is hydraulically adjustable in height and provides additional comfort during on-site operation. Including LED working light for illuminating the footstep. (Only in conjunction with electrohydraulic unit.)	Option	2336173	USD	8,496.00

<b>Milling drum assembly options</b>				
Overload sensor on the scraper FB1000 for automatic lifting function in case of obstacles. Effectively prevents the scraper from sinking into the loose sub-base, as well as getting stuck on obstacles.	Option	2478485	USD	2,823.00
Active floating position on the side plate right and left by continuous comparison between the milling depth and position of the side plate. If required, the side plate is lifted briefly to prevent tilting or sinking into a soft sub-base. (Only possible in conjunction with LEVEL PRO PLUS.)	Standard	2478486	USD	0.00
<b>Side milling ring</b>				
Pre-fitting for using a deep milling unit, including all necessary electro, hydraulic and water connections.	Option	2596465	USD	2,171.00
<b>Cold-start device</b>				
Electrical preheating of the fuel filter to maintain the flow of fuel at low outside temperatures. Serves to guarantee machine operation at temperatures below 0 32 degrees Fahrenheit (0 degrees Celsius).	Option	2377357	USD	774.00
<b>Options for belt conveyor</b>				
Signal lights for visual "stop" and "go" instructions for the truck driver without the use of a horn. The signal lights can be folded in hydraulically from the operator's platform.	Option	2409818	USD	6,664.00
<b>Leveling</b>				
Expansion of the LEVEL PRO PLUS leveling system by a SONIC SKI sensor. Ideal for contact-free wire and soil scanning. Including connection cable and holder.	Option	2352878	USD	5,971.00
<b>Leveling</b>				
Expansion of the leveling system for multiplex system package 3-way right, including 2 x ultrasonic sensors, and connection cable. (FB1000/1200)	Option	2544246	USD	4,275.00
Expansion of the leveling system to make multiplex system package 3-way right and 3-way left, including 4 x ultrasonic sensors and connection cable. (FB1000/1200)	Option	2544249	USD	8,550.00
<b>Attachments</b>				
Battery-operated electro-hydraulic unit for operation of the machine hydraulics with the diesel engine switched off. (e.g. height adjustment of weather canopy, milling drum rotation device and hydraulic pick extractor drift)	Standard	2412494	USD	0.00
<b>Water system</b>				
Hydraulically operated high-pressure water cleaner with a maximum performance of 15 l/min at 150 bar pressure. Ideal for daily cleaning of the machine.	Option	2336231	USD	4,071.00

<b>Pick changing aids</b>				
Milling drum rotation device with electrohydraulic milling drum drive for slowly turning the milling drum during pick replacement.	Standard	2352893	USD	0.00
<b>Wirtgen information and diagnostic system</b>				
Equipment of the machine with job data acquisition. The information is shown in the control display.	Standard	2410294	USD	0.00
<b>Camera system</b>				
Monitor system as maneuvering aid with 2 cameras and screen. A camera is mounted on the discharge conveyor and displays the loading of the truck. The 2nd camera shows the area in front of the milling drum housing. The camera images are displayed on the screen.	Option	2487637	USD	5,727.00
<b>Other devices</b>				
License plate holder with LED lighting to comply with country-specific regulations.	Option	2659037	USD	461.00
<b>Documentation</b>				
Additional set of technical documentation - North America country version (US)	Option		USD	81.00
Spare part and application documentation English (EN)	Option		USD	14.00

## Price list

# W 120 Ri

### Scope of supply – basic machine

- Engine: 6-CYLINDER DIESEL ENGINE TYPEDEUTZ TCD 6.1 L6 AG 5
- Rated engine power 2300 r.p.m.: 160 kW / 214.6 HP / 217.5 PS
- Exhaust standard: EU Stage V / US EPA Tier 4f
- Standard milling width: 3 ft 11 in / 1200 mm
- Theoretical milling depth: 1 ft / 300 mm

#### SCOPE OF SUPPLY OF THE BASIC MACHINE

- Engine cover with noise insulation and flexibly decoupled engine mounting for especially quiet running and low noise emissions

#### MILLING DRUM UNIT

- Automatically activating, hydraulic drive belt tensioner for reliable power transmission to the milling drum
- Hydraulically lifting side plate right and left
- Round milling drum housing and straight left side plate for optimum material transport, making for low left-over amounts when lifting out the milling drum
- The right-hand side of the milling drum housing can be easily opened for maintenance or drum change
- Optimized for quick change of the milling drum, including by using centering pins with the side door of the milling drum housing
- With automatic electrical safety shut-off for the milling drum

#### LOADING OF MILLED MATERIAL

- Machine prepared for optional material loading by discharge conveyor
- Conveyor speed continuously variable
- Conveyor slewing angle right/left 25 degrees each for significantly improved loading procedures

#### OPERATOR'S PLATFORM

- Operator's platform with ergonomically arranged operator's seat, control panel arranged on the right and digital milling depth indicator in the control display
- Steering console with adjustable rake and reach for ideal adaptation of the operator's platform to the operator
- Three mirrors
- Machine design permits unobstructed view of the milled edge at the right and left as well as the working area in front of the milling drum on the right
- Conveniently accessible ladder/footstep to the operator's platform with night-time lighting and especially low, folding bottom edge of the latter/footstep
- Robust anti-vandalism protection for the controls

#### TRACK UNIT AND HEIGHT ADJUSTMENT

- Precise machine height adjustment in 0.04 or 0.2 in / 1 or 5 mm steps from the machine control panel
- Infinitely variable, hydraulic all-wheel drive with three speed ranges
- Digital load control, manual engageable, hydraulic differential lock (by flow distributor)
- Wide solid rubber tires for the lowest ground pressures and optimum traction
- For milling along curb edges, the rear right support wheel can be swiveled hydraulically from the operator's platform in front of the milling drum.
- Hydraulic spring-loaded brake
- Proportional height adjustment at rear

#### MISCELLANEOUS

- Flexible weight concept by optional additional weights
- Particularly low machine center of gravity for high stability of the machine
- Robust and easily maintained machine chassis with optimum ground clearance and short overhangs
- Towing device

- Reversing horn
- Large tool package with lockable tool box and additional storage space for two pick containers
- Pre-fitting for installing the WITOS FleetView control unit
- European type certification, EuroTest mark and CE conformity

**List price ex subsidiary Wirtgen America** **USD** **379,783.00**

#### Mandatory Options

##### Milling drum housing

Wear-resistant milling drum housing FB1200 (3 ft 11 in) without milling drum	<b>Standard</b>	<b>2365921</b>	<b>USD</b>	<b>0.00</b>
--	-----------------	----------------	------------	-------------

Wear-resistant milling drum housing FB1200 (3 ft 11 in) FCS-Light, with pre-fitting enabling a quick and easy change of milling drums with varying spacings and equal milling widths, without milling drum.	<b>Option</b>	<b>2365922</b>	<b>USD</b>	<b>7,491.00</b>
---	---------------	----------------	------------	-----------------

##### Milling drums / milling units

Milling drum with milling width 1200 mm / (3 ft 11 in), tool spacing 18 mm / 45/64 in, equipped with quick-change toolholder system HT22 and 101 picks. For a wide range of applications, e.g. removal of surface and binder layer or complete removal of road surfaces.	<b>Standard</b>	<b>2371942</b>	<b>USD</b>	<b>0.00</b>
--	-----------------	----------------	------------	-------------

##### Material depressor / milling unit seal front

Front milling drum unit seal FB1200 (3 ft 11 in) with hydraulic height and contact pressure adjustment. An overload sensor with lifting function lifts the seal briefly in case of a collision and thus prevents damage.	<b>Standard</b>	<b>2365927</b>	<b>USD</b>	<b>0.00</b>
--	-----------------	----------------	------------	-------------

##### OPERATOR'S PLATFORM

Standard operator's seat with shock absorption and lengthways adjustment	<b>Standard</b>	<b>2365928</b>	<b>USD</b>	<b>0.00</b>
--	-----------------	----------------	------------	-------------

Comfort operator's seat incl. seat heating. The operator's seat has shock absorption, lengthways adjustment and can be swiveled through 20 degrees.	<b>Option</b>	<b>2365929</b>	<b>USD</b>	<b>1,072.00</b>
---	---------------	----------------	------------	-----------------

##### OPERATOR'S PLATFORM

Flexibly mounted operator's platform, without weather canopy.	<b>Standard</b>	<b>2365930</b>	<b>USD</b>	<b>0.00</b>
---	-----------------	----------------	------------	-------------

Operator's platform with weather canopy and lateral weather protection elements. The weather canopy can be adjusted in height hydraulically. The transparent weather protection elements on the side on the roof and the right of the operator's platform protect the operator against the effects of weather driving in from the sides, and ensure additional comfort when working. (FB1000)	<b>Option</b>	<b>2436568</b>	<b>USD</b>	<b>9,310.00</b>
---	---------------	----------------	------------	-----------------

Operator's platform with weather canopy and lateral weather protection elements. The weather canopy can be adjusted in height hydraulically. The transparent weather protection elements on the side on the roof and the right of the operator's platform protect the operator against the effects of weather driving in from the sides, and ensure additional comfort when working. (FB1200)	<b>Option</b>	<b>2523456</b>	<b>USD</b>	<b>9,581.00</b>
<b>Milling depth regulation</b>				
LEVEL PRO PLUS leveling system. The measurement is made using cylinder sensors on the side plate right and left. The milling depth is displayed and set intuitively on the LEVEL PRO PLUS control display. The milling depth is regulated automatically. Incl. pre-fitting for additional sensors (e.g. Rapid Slope).	<b>Standard</b>	<b>2365933</b>	<b>USD</b>	<b>0.00</b>
<b>Hydraulic connection</b>				
Machine with hydraulic pre-fitting for a discharge conveyor with screw coupling. Each contains the coupling element on the machine side and the discharge conveyor side.	<b>Standard</b>	<b>2370564</b>	<b>USD</b>	<b>0.00</b>
Machine with hydraulic pre-fitting for a discharge conveyor with quick-change coupling. For quick change of the discharge conveyor. Each contains the coupling element on the machine side and the discharge conveyor side.	<b>Option</b>	<b>2370565</b>	<b>USD</b>	<b>1,126.00</b>
<b>Material transport</b>				
Discharge conveyor 7,350 mm / 24 ft 1 in long with conveyor belt width 500 mm / 1 ft 8 in and hydraulic folding device for shortening the transport length or simplified maneuvering in narrow fields. Including an LED working light for illuminating the ejection area. Discharge conveyor including mechanical installation and removal assistance.	<b>Standard</b>	<b>2370568</b>	<b>USD</b>	<b>0.00</b>
<b>Paint</b>				
Painting in cream RAL 9001 with orange stripes. The entire base of the machine is painted in slate gray RAL 7015.	<b>Standard</b>	<b>2459686</b>	<b>USD</b>	<b>0.00</b>
Film coating in cream RAL 9001 with orange stripes. The entire base of the machine is painted in slate gray RAL 7019	<b>Option</b>	<b>2893665</b>	<b>USD</b>	<b>2,158.00</b>
The film coating is applied in RAL colors and design according to the customer's wishes. Film coating provides protection against mechanical and weather-related damage and can be removed without leaving any marks, if required	<b>Option</b>	<b>2893666</b>	<b>USD</b>	<b>2,918.00</b>
<b>Technical documentation</b>				
Technical documentation - North America country version (US)	<b>Standard</b>	<b>2456347</b>	<b>USD</b>	<b>0.00</b>

<b>Telematics</b>				
WITOS FleetView (mobile phone standard 3, 4G) includes a control unit (TCU) with a GPS receiver and the usage rights for the web application WITOS FleetView. The web access function offers a compact overview of the machine status including consumption data, working times, position data, error messages and service intervals. (The actual amount of data available depends on the machine type). The availability of WITOS FleetView is guaranteed for 3 years from the date of delivery.	<b>Standard</b>	<b>2770403</b>	<b>USD</b>	<b>0.00</b>
<b>Machine lighting</b>				
Lighting system consisting of 1 LED strip, 3 halogen and 8 LED working lights. The headlights illuminate the area in front of the machine, the left machine side, the area in front of the milling drum unit, the loading area, the ladder/footstep and the operator's platform. The light output of the working lights is approx. 16,700 lumen in total.	<b>Standard</b>	<b>2487612</b>	<b>USD</b>	<b>0.00</b>
High-performance lighting system consisting of 2 LED strips, 1 halogen and 12 LED working lights. The headlights illuminate the area in front of the machine, the rear of the machine, the left machine side from the front and rear, the area in front of the milling drum unit, the wheel arch, the weather canopy, the loading area, the ladder/footstep and the operator's platform. The light output of the working lights is approx. 23,300 lumen in total. LED working lights are extremely bright, shock-resistant and durable.	<b>Option</b>	<b>2487613</b>	<b>USD</b>	<b>964.00</b>
<b>Crawler units</b>				
The machine is equipped with a front axle for using a milling unit with a width of 1.000 mm / 1.200 mm.	<b>Standard</b>	<b>2589208</b>	<b>USD</b>	<b>0.00</b>
<b>Equipment Options</b>				
<b>Additional weight</b>				
Additional weight 400 kg / 881 lb for four-wheel machine. 100 kg / 220 lb additional weight can be mounted in each rim. The additional weight can improve working under extreme conditions, although does increase the transport weight of the machine.	<b>Option</b>	<b>2462950</b>	<b>USD</b>	<b>5,605.00</b>



<b>Advance drive</b>				
Machine (FB1000 / FB1200) equipped for increased transfer speed with more powerful hydraulic components (up to 7,5 km/h / 4,5 mph). Construction site operations are significantly faster due to the increased transfer speed of the machine.	Standard	2370563	USD	0.00
Machine equipped with precision steering (FB1000/1200). Proportional push-buttons on the multi-function armrest enable the machine to be steered more precisely.	Standard	2478483	USD	0.00
<b>Milling drum assembly options</b>				
Overload sensor on the scraper FB1000/1200 for automatic lifting function in case of obstacles. Effectively prevents the scraper from sinking into the loose sub-base, as well as getting stuck on obstacles.	Option	2478481	USD	1,819.00
Active floating position on the side plate right and left by continuous comparison between the milling depth and position of the side plate. If required, the side plate is lifted briefly to prevent tilting or sinking into a soft sub-base. (Only possible in conjunction with LEVEL PRO PLUS.)	Option	2478486	USD	1,737.00
<b>Device for milling drum change</b>				
Milling drum assembly trolley for milling drums up to FB1300 (4 ft 3 in), for straightforward milling drum change	Option	105240	USD	2,741.00
Assembly aid for the fast milling drum change	Option	101056	USD	1,330.00
<b>Cold-start device</b>				
Electrical preheating of the fuel filter to maintain the flow of fuel at low outside temperatures. Serves to guarantee machine operation at temperatures below 0 32 degrees Fahrenheit (0 degrees Celsius).	Option	2468568	USD	407.00
<b>Options for belt conveyor</b>				
Hydraulic coupler on conveyor side for mounting on an additional discharge conveyor. For use on a machine pre-equipped with screw coupling.	Option	2370616	USD	176.00
<b>Lateral slope control</b>				
Expansion of the LEVEL PRO PLUS leveling system by a RAPID SLOPE sensor. Ideal, for example for aligning the machine in a defined lateral tilt on a one-sided reference.	Option	2370620	USD	4,166.00

Expansion of the LEVEL PRO PLUS leveling system by a leveling boom that can be moved out on the left side. The boom can be moved out hydraulically if required by up to 43 in / 1,080 mm and mechanically by a further 40 in / 1,020 mm. Including sensor and cable as well as LED position lights for indicating the moved-out boom.	Option	2417339	USD	5,727.00
<b>Water system / spraying agent system</b>				
Hydraulically driven water filler pump. For rapid filling of the water tank. The filler pump is located in an easily accessible position and is protected in the storage compartment at the ladder/footstep to the operator's platform.	Option	2511836	USD	2,823.00
<b>Pick changing aids</b>				
Hydraulically driven pick ejector, including the holder and required electrical and hydraulic connections. Ideal for convenient, fast and low-noise pick changes.	Option	2370621	USD	3,610.00
<b>Wirtgen information and diagnostic system</b>				
Equipment of the machine with job data acquisition. The information is shown in the control display.	Standard	2410294	USD	0.00
<b>Camera system</b>				
Monitor system as maneuvering aid with two cameras and screen. A camera is mounted on the discharge conveyor and displays the loading of the truck. The 2nd camera shows the area in front of the milling drum housing. The camera images are displayed on the screen.	Option	2487627	USD	5,171.00
<b>Other devices</b>				
License plate holder with LED lighting to comply with country-specific regulations.	Option	2655778	USD	461.00
<b>Documentation</b>				
Additional set of technical documentation - North America country version (US)	Option		USD	81.00
Spare part and application documentation English (EN)	Option		USD	14.00

## Price list

# W 120 Xfi - FCS

### Scope of supply – basic machine

- Engine: 6-CYLINDER DIESEL ENGINE TYPE CUMMINS QSL9 C-300
- Rated engine power 2100 r.p.m.: 248 kW / 333 HP / 337 PS
- Maximum power at 1900 r.p.m.: 257 kW / 345 HP / 350 PS
- Exhaust standard: US EPA Tier 4f
- Standard milling width: 3 ft 11 in / 1200 mm
- Theoretical milling depth: 1 ft 1 in / 330 mm

### STANDARD EQUIPMENT

- Base machine with engine
- Mechanically opening engine hood with noise insulation
- Radiator with temperature-dependent fan speed
- Highly effective noise insulation throughout the engine compartment
- Automatic engine speed adjustment depending on machine load
- Elastically mounted engine station with low vibration and low noise

### MILLING DRUM HOUSING

- The right-hand side of the milling drum housing can be easily opened for maintenance or drum change
- Hydraulically operated rear scraper with mechanical locking

### LOADING OF MILLED MATERIAL

- Discharge conveyor swing angle: 60 degrees left – 60 degrees right
- Hydraulically foldable discharge conveyor with two swing speeds, including adjustable conveyor speed for precise loading

### MACHINE CONTROL AND LEVELLING SYSTEM

- Digital milling depth indicator on machine control panel
- LEVEL PRO PLUS leveling system right and left
- RAPID SLOPE cross-slope sensor for LEVEL PRO ACTIVE leveling system
- Precise machine height adjustment in increments of 1 or 5 mm via the machine's main control panel
- Digital load control, can be engaged manually, hydraulic differential lock (via flow divider)

### OPERATOR'S PLATFORM

- Hydraulically extendable operator's platform for optimum view of the working area
- Steering console with adjustable rake and reach for ideal adaptation of the operator's platform to the operator
- Slender machine design permits unobstructed view of the milled edge as well as the working area in front of the milling drum on the right
- Conveniently accessible ladder/footstep to the operator's platform with night-time lighting and especially low bottom edge of the latter/footstep
- Robust anti-vandalism protection for the controls
- Mirror package consisting of front left and right rear-view mirrors and a forward-facing mirror to the left of the operator's platform
- Reversing horn with clearly audible signal
- Illuminated control panel / nighttime design
- Scraper height indicator on control panel

### TRACK UNIT AND HEIGHT ADJUSTMENT

- Dual-speed hydraulic height adjustment of front and rear track units

### MISCELLANEOUS

- Large tool package
- Towing device
- Generously sized water and diesel tanks

- Comprehensive safety package with several EMERGENCY STOP switches
- Pre-fitting for installing the WITOS FleetView control unit
- European type certification, EuroTest mark and CE conformity

**List price ex subsidiary Wirtgen America**

**USD**

**597,184.00**

### **Mandatory Options**

#### **Crawler units**

Configuration with 4 driven track units. The two front track units are steered. The track unit at the rear right is hydraulically slewing and also steers. Traveling speed max. 3.6 mph / 5.8 km/h.

**Standard**

**2777141**

**USD**

**0.00**

#### **Milling drum housing**

Wear-resistant milling drum housing FB1200 (3 ft 11 in) FCS, with pre-fitting for quick and easy milling drum change, without milling drum

**Standard**

**2336168**

**USD**

**0.00**

#### **Milling drums / milling units**

FCS milling drum with milling width 1200 mm / 3 ft / 11 in, tool spacing 15 mm / 19/32 in, equipped with quick-change toolholder system HT22 and 109 picks. For a wide range of applications, e.g. removal of surface and binder layer, complete removal of road surfaces or concrete milling work.

**Standard**

**2308142**

**USD**

**0.00**

### **OPERATOR'S PLATFORM**

Standard operator's seat with shock absorption and lengthways adjustment

**Standard**

**2412488**

**USD**

**0.00**

Comfort operator's seat incl. seat heating. The operator's seat has shock absorption, lengthways adjustment and can be swiveled through a total of 50 degrees.

**Option**

**2412489**

**USD**

**1,208.00**

### **Hydraulic connection**

Machine with hydraulic pre-fitting for a discharge conveyor with screw coupling. Each contains the coupling element on the machine side and the discharge conveyor side.

**Standard**

**2412477**

**USD**

**0.00**

### **Material transport**

Discharge conveyor 26 ft 9 in / 8,150 mm long with conveyor belt width 2 ft / 600 mm and hydraulic folding device for shortening the transport length or simplified maneuvering in narrow fields.

**Standard**

**2336175**

**USD**

**0.00**

<b>Paint</b>				
Painting in cream RAL 9001 with orange stripes. The entire base of the machine is painted in slate gray RAL 7015.	Standard	2863386	USD	0.00
Film coating in cream RAL 9001 with orange stripes. The entire base of the machine is painted in slate gray RAL 7019	Option	2863387	USD	2,456.00
The film coating is applied in RAL colors and design according to the customer's wishes. Film coating provides protection against mechanical and weather-related damage and can be removed without leaving any marks, if required	Option	2863414	USD	3,298.00
<b>Technical documentation</b>				
Technical documentation - North America country version (US)	Standard	2456347	USD	0.00
<b>Telematics</b>				
WITOS FleetView (mobile phone standard 3, 4G) includes a control unit (TCU) with a GPS receiver and the usage rights for the web application WITOS FleetView. The web access function offers a compact overview of the machine status including consumption data, working times, position data, error messages and service intervals. (The actual amount of data available depends on the machine type). The availability of WITOS FleetView is guaranteed for 3 years from the date of delivery.	Standard	2770403	USD	0.00
<b>Machine lighting</b>				
Lighting system consisting of 4 halogen and 8 LED working lights. The headlights illuminate the area in front of the machine, both machine sides, the area in front of the milling drum unit, the loading area, the ladder/footstep and the operator's platform. The light output of the working lights is approx. 19,500 lumen in total.	Standard	2487614	USD	0.00
High-performance lighting system consisting of 1 halogen and 14 LED working lights. The headlights illuminate the area in front of and behind the machine, both machine sides, the area in front of the milling drum unit, the loading area, the weather canopy, the ladder/footstep and the operator's platform. The light output of the working lights is approx. 26,300 lumen in total. LED working lights are extremely bright, shock-resistant and durable.	Option	2487615	USD	977.00

Equipment Options				
<b>Exhaust air filter</b>				
VCS – vacuum cutting system on the discharge conveyor for the extraction of fine material particles and water vapor from the sealed milling drum unit.	Option	2336913	USD	8,604.00
<b>Advance drive</b>				
Equipment of the machine with precision steering. Pushbuttons on the multi-function armrests with a proportional response permit more precise steering of the machine.	Standard	2478488	USD	0.00
<b>Equipment operator's platform</b>				
Operator's platform with weather canopy. The weather canopy is hydraulically adjustable in height and provides additional comfort during on-site operation. Including LED working light for illuminating the footstep. (Only in conjunction with electrohydraulic unit.)	Option	2336173	USD	8,496.00
<b>Milling drum assembly options</b>				
Active floating position on the side plate right and left by continuous comparison between the milling depth and position of the side plate. If required, the side plate is lifted briefly to prevent tilting or sinking into a soft sub-base. (Only possible in conjunction with LEVEL PRO PLUS.)	Standard	2478486	USD	0.00
<b>Additional milling units</b>				
FCS tandem scraper FB1200 (3 ft 11 in) with necessary hydraulic and electrical systems. For the use of milling drums smaller than FB1200 (3 ft 11 in). The min. milling width for material loading onto the loading belt is FB750	Standard	2351465	USD	0.00
FCS milling unit FB300 (12") LA15, with quick-change toolholder system HT22, milling depth max. 11 in / 280 mm, equipped with 61 RS picks, including scraper bottom part FB300 (12")	Option	2308611	USD	15,607.00
FCS milling unit FB600 (24") LA12, with quick-change toolholder system HT22, milling depth max. 11 in / 280 mm, equipped with 79 picks, including scraper bottom part FB600 (24")	Option	2308615	USD	25,243.00
FCS milling unit FB900 (2 ft 11 in) LA15, with quick-change toolholder system HT22, milling depth max. 11 in / 280 mm, equipped with 102 RS picks, including scraper bottom part FB900 (2 ft 11 in)	Option	2308616	USD	39,452.00
<b>Cold-start device</b>				
Electrical preheating of the fuel filter to maintain the flow of fuel at low outside temperatures. Serves to guarantee machine operation at temperatures below 0 32 degrees Fahrenheit (0 degrees Celsius).	Option	2377357	USD	774.00

<b>Options for belt conveyor</b>				
Signal lights for visual "stop" and "go" instructions for the truck driver without the use of a horn. The signal lights can be folded in hydraulically from the operator's platform.	Option	2409818	USD	6,664.00
<b>Leveling</b>				
Expansion of the LEVEL PRO PLUS leveling system by a SONIC SKI sensor. Ideal for contact-free wire and soil scanning. Including connection cable and holder.	Option	2352878	USD	5,971.00
<b>Leveling</b>				
Expansion of the leveling system for multiplex system package 3-way right, including 2 x ultrasonic sensors, and connection cable. (FB1000/1200)	Option	2544246	USD	4,275.00
Expansion of the leveling system to make multiplex system package 3-way right and 3-way left, including 4 x ultrasonic sensors and connection cable. (FB1000/1200)	Option	2544249	USD	8,550.00
<b>Attachments</b>				
Battery-operated electro-hydraulic unit for operation of the machine hydraulics with the diesel engine switched off. (e.g. height adjustment of weather canopy, milling drum rotation device and hydraulic pick extractor drift)	Standard	2412494	USD	0.00
<b>Water system</b>				
Hydraulically operated high-pressure water cleaner with a maximum performance of 15 l/min at 150 bar pressure. Ideal for daily cleaning of the machine.	Option	2336231	USD	4,071.00
<b>Pick changing aids</b>				
Milling drum rotation device with electrohydraulic milling drum drive for slowly turning the milling drum during pick replacement.	Standard	2352893	USD	0.00
<b>Wirtgen information and diagnostic system</b>				
Equipment of the machine with job data acquisition. The information is shown in the control display.	Standard	2410294	USD	0.00
<b>Camera system</b>				
Monitor system as maneuvering aid with 2 cameras and screen. A camera is mounted on the discharge conveyor and displays the loading of the truck. The 2nd camera shows the area in front of the milling drum housing. The camera images are displayed on the screen.	Option	2487637	USD	5,727.00
<b>Other devices</b>				
License plate holder with LED lighting to comply with country-specific regulations.	Option	2659037	USD	461.00
<b>Documentation</b>				
Additional set of technical documentation - North America country version (US)	Option		USD	81.00
Spare part and application documentation English (EN)	Option		USD	14.00

**Price list****W 120 Xfi - Non FCS****Scope of supply – basic machine**

- Engine: 6-CYLINDER DIESEL ENGINE TYPE CUMMINS QSL9 C-300
- Rated engine power 2100 r.p.m.: 248 kW / 333 HP / 337 PS
- Maximum power at 1900 r.p.m.: 257 kW / 345 HP / 350 PS
- Exhaust standard: US EPA Tier 4f
- Standard milling width: 3 ft 11 in / 1200 mm
- Theoretical milling depth: 1 ft 1 in / 330 mm

**STANDARD EQUIPMENT**

- Base machine with engine
- Mechanically opening engine hood with noise insulation
- Radiator with temperature-dependent fan speed
- Highly effective noise insulation throughout the engine compartment
- Automatic engine speed adjustment depending on machine load
- Elastically mounted engine station with low vibration and low noise

**MILLING DRUM HOUSING**

- The right-hand side of the milling drum housing can be easily opened for maintenance or drum change
- Hydraulically operated rear scraper with mechanical locking

**LOADING OF MILLED MATERIAL**

- Discharge conveyor swing angle: 60 degrees left – 60 degrees right
- Hydraulically foldable discharge conveyor with two swing speeds, including adjustable conveyor speed for precise loading

**MACHINE CONTROL AND LEVELLING SYSTEM**

- Digital milling depth indicator on machine control panel
- LEVEL PRO PLUS leveling system right and left
- RAPID SLOPE cross-slope sensor for LEVEL PRO ACTIVE leveling system
- Precise machine height adjustment in increments of 1 or 5 mm via the machine's main control panel
- Digital load control, can be engaged manually, hydraulic differential lock (via flow divider)

**OPERATOR'S PLATFORM**

- Hydraulically extendable operator's platform for optimum view of the working area
- Steering console with adjustable rake and reach for ideal adaptation of the operator's platform to the operator
- Slender machine design permits unobstructed view of the milled edge as well as the working area in front of the milling drum on the right
- Conveniently accessible ladder/footstep to the operator's platform with night-time lighting and especially low bottom edge of the latter/footstep
- Robust anti-vandalism protection for the controls
- Mirror package consisting of front left and right rear-view mirrors and a forward-facing mirror to the left of the operator's platform
- Reversing horn with clearly audible signal
- Illuminated control panel / nighttime design
- Scraper height indicator on control panel

**TRACK UNIT AND HEIGHT ADJUSTMENT**

- Dual-speed hydraulic height adjustment of front and rear track units

**MISCELLANEOUS**

- Large tool package
- Towing device
- Generously sized water and diesel tanks



- Comprehensive safety package with several EMERGENCY STOP switches
- Pre-fitting for installing the WITOS FleetView control unit
- European type certification, EuroTest mark and CE conformity

**List price ex subsidiary Wirtgen America** **USD** **576,161.00**

#### Mandatory Options

##### Crawler units

Configuration with 4 driven track units. The two front track units are steered. The track unit at the rear right is hydraulically slewing and also steers. Traveling speed max. 3.6 mph / 5.8 km/h.	<b>Standard</b>	<b>2777141</b>	<b>USD</b>	<b>0.00</b>
---	-----------------	----------------	------------	-------------

##### Milling drum housing

Wear-resistant milling drum housing FB1200 (3 ft 11 in) without milling drum	<b>Standard</b>	<b>2336167</b>	<b>USD</b>	<b>0.00</b>
--	-----------------	----------------	------------	-------------

##### Milling drums / milling units

Milling drum with milling width 1200 mm / 3 ft / 11 in, tool spacing 15 mm / 19/32 in, equipped with quick-change toolholder system HT22 and 115 picks. For a wide range of applications, e.g. removal of surface and binder layer, complete removal of road surfaces or concrete milling work.	<b>Standard</b>	<b>2308578</b>	<b>USD</b>	<b>0.00</b>
---	-----------------	----------------	------------	-------------

#### OPERATOR'S PLATFORM

Standard operator's seat with shock absorption and lengthways adjustment	<b>Standard</b>	<b>2412488</b>	<b>USD</b>	<b>0.00</b>
--	-----------------	----------------	------------	-------------

Comfort operator's seat incl. seat heating. The operator's seat has shock absorption, lengthways adjustment and can be swiveled through a total of 50 degrees.	<b>Option</b>	<b>2412489</b>	<b>USD</b>	<b>1,208.00</b>
--	---------------	----------------	------------	-----------------

##### Hydraulic connection

Machine with hydraulic pre-fitting for a discharge conveyor with screw coupling. Each contains the coupling element on the machine side and the discharge conveyor side.	<b>Standard</b>	<b>2412477</b>	<b>USD</b>	<b>0.00</b>
--	-----------------	----------------	------------	-------------

##### Material transport

Discharge conveyor 26 ft 9 in / 8,150 mm long with conveyor belt width 2 ft / 600 mm and hydraulic folding device for shortening the transport length or simplified maneuvering in narrow fields.	<b>Standard</b>	<b>2336175</b>	<b>USD</b>	<b>0.00</b>
---	-----------------	----------------	------------	-------------

##### Paint

Painting in cream RAL 9001 with orange stripes. The entire base of the machine is painted in slate gray RAL 7015.	<b>Standard</b>	<b>2863386</b>	<b>USD</b>	<b>0.00</b>
---	-----------------	----------------	------------	-------------

Film coating in cream RAL 9001 with orange stripes. The entire base of the machine is painted in slate gray RAL 7019	<b>Option</b>	<b>2863387</b>	<b>USD</b>	<b>2,456.00</b>
The film coating is applied in RAL colors and design according to the customer's wishes. Film coating provides protection against mechanical and weather-related damage and can be removed without leaving any marks, if required	<b>Option</b>	<b>2863414</b>	<b>USD</b>	<b>3,298.00</b>
<b>Technical documentation</b>				
Technical documentation - North America country version (US)	<b>Standard</b>	<b>2456347</b>	<b>USD</b>	<b>0.00</b>
<b>Telematics</b>				
WITOS FleetView (mobile phone standard 3, 4G) includes a control unit (TCU) with a GPS receiver and the usage rights for the web application WITOS FleetView. The web access function offers a compact overview of the machine status including consumption data, working times, position data, error messages and service intervals. (The actual amount of data available depends on the machine type). The availability of WITOS FleetView is guaranteed for 3 years from the date of delivery.	<b>Standard</b>	<b>2770403</b>	<b>USD</b>	<b>0.00</b>
<b>Machine lighting</b>				
Lighting system consisting of 4 halogen and 8 LED working lights. The headlights illuminate the area in front of the machine, both machine sides, the area in front of the milling drum unit, the loading area, the ladder/footstep and the operator's platform. The light output of the working lights is approx. 19,500 lumen in total.	<b>Standard</b>	<b>2487614</b>	<b>USD</b>	<b>0.00</b>
High-performance lighting system consisting of 1 halogen and 14 LED working lights. The headlights illuminate the area in front of and behind the machine, both machine sides, the area in front of the milling drum unit, the loading area, the weather canopy, the ladder/footstep and the operator's platform. The light output of the working lights is approx. 26,300 lumen in total. LED working lights are extremely bright, shock-resistant and durable.	<b>Option</b>	<b>2487615</b>	<b>USD</b>	<b>977.00</b>
<b>Equipment Options</b>				
<b>Exhaust air filter</b>				
VCS – vacuum cutting system on the discharge conveyor for the extraction of fine material particles and water vapor from the sealed milling drum unit.	<b>Option</b>	<b>2336913</b>	<b>USD</b>	<b>8,604.00</b>
<b>Advance drive</b>				
Equipment of the machine with precision steering. Pushbuttons on the multi-function armrests with a proportional response permit more precise steering of the machine.	<b>Standard</b>	<b>2478488</b>	<b>USD</b>	<b>0.00</b>

<b>Equipment operator's platform</b>				
Operator's platform with weather canopy. The weather canopy is hydraulically adjustable in height and provides additional comfort during on-site operation. Including LED working light for illuminating the footstep. (Only in conjunction with electrohydraulic unit.)	Option	2336173	USD	8,496.00
<b>Milling drum assembly options</b>				
Active floating position on the side plate right and left by continuous comparison between the milling depth and position of the side plate. If required, the side plate is lifted briefly to prevent tilting or sinking into a soft sub-base. (Only possible in conjunction with LEVEL PRO PLUS.)	Standard	2478486	USD	0.00
<b>Cold-start device</b>				
Electrical preheating of the fuel filter to maintain the flow of fuel at low outside temperatures. Serves to guarantee machine operation at temperatures below 0 32 degrees Fahrenheit (0 degrees Celsius).	Option	2377357	USD	774.00
<b>Options for belt conveyor</b>				
Signal lights for visual "stop" and "go" instructions for the truck driver without the use of a horn. The signal lights can be folded in hydraulically from the operator's platform.	Option	2409818	USD	6,664.00
<b>Leveling</b>				
Expansion of the LEVEL PRO PLUS leveling system by a SONIC SKI sensor. Ideal for contact-free wire and soil scanning. Including connection cable and holder.	Option	2352878	USD	5,971.00
<b>Leveling</b>				
Expansion of the leveling system for multiplex system package 3-way right, including 2 x ultrasonic sensors, and connection cable. (FB1000/1200)	Option	2544246	USD	4,275.00
Expansion of the leveling system to make multiplex system package 3-way right and 3-way left, including 4 x ultrasonic sensors and connection cable. (FB1000/1200)	Option	2544249	USD	8,550.00
<b>Attachments</b>				
Battery-operated electro-hydraulic unit for operation of the machine hydraulics with the diesel engine switched off. (e.g. height adjustment of weather canopy, milling drum rotation device and hydraulic pick extractor drift)	Standard	2412494	USD	0.00
<b>Water system</b>				
Hydraulically operated high-pressure water cleaner with a maximum performance of 15 l/min at 150 bar pressure. Ideal for daily cleaning of the machine.	Option	2336231	USD	4,071.00

<b>Pick changing aids</b>				
Milling drum rotation device with electrohydraulic milling drum drive for slowly turning the milling drum during pick replacement.	Standard	2352893	USD	0.00
<b>Wirtgen information and diagnostic system</b>				
Equipment of the machine with job data acquisition. The information is shown in the control display.	Standard	2410294	USD	0.00
<b>Camera system</b>				
Monitor system as maneuvering aid with 2 cameras and screen. A camera is mounted on the discharge conveyor and displays the loading of the truck. The 2nd camera shows the area in front of the milling drum housing. The camera images are displayed on the screen.	Option	2487637	USD	5,727.00
<b>Other devices</b>				
License plate holder with LED lighting to comply with country-specific regulations.	Option	2659037	USD	461.00
<b>Documentation</b>				
Additional set of technical documentation - North America country version (US)	Option		USD	81.00
Spare part and application documentation English (EN)	Option		USD	14.00

## Price list

### W 120 XT<sub>i</sub>

#### Scope of supply – basic machine

- Engine: 6-CYLINDER DIESEL ENGINE TYPE CUMMINS QSL9 C-300
- Rated engine power 2100 r.p.m.: 248 kW / 333 HP / 337 PS
- Maximum power at 1900 r.p.m.: 257 kW / 345 HP / 350 PS
- Exhaust standard: EU Stage 4 / US EPA Tier 4f
- Standard milling width: 3 ft 11 in / 1200 mm
- Theoretical milling depth: 1 ft 1 in / 330 mm

#### STANDARD EQUIPMENT

- Base machine with engine
- Mechanically opening engine hood with noise insulation
- Radiator with temperature-dependent fan speed
- Highly effective noise insulation throughout the engine compartment
- Automatic engine speed adjustment depending on machine load

#### MILLING DRUM HOUSING

- The right-hand side of the milling drum housing can be easily opened for maintenance or drum change
- Hydraulically operated rear scraper with mechanical locking

#### LOADING OF MILLED MATERIAL

- Discharge conveyor swing angle: 60 degrees left – 60 degrees right
- Hydraulically foldable discharge conveyor with two swing speeds, including adjustable conveyor speed for precise loading

#### MACHINE CONTROL AND LEVELLING SYSTEM

- Digital milling depth indicator on machine control panel
- LEVEL PRO PLUS leveling system right and left
- RAPID SLOPE cross-slope sensor for LEVEL PRO ACTIVE leveling system
- Precise machine height adjustment in increments of 1 or 5 mm via the machine's main control panel
- Digital load control, can be engaged manually, hydraulic differential lock (via flow divider)

#### OPERATOR'S PLATFORM

- Hydraulically extendable operator's platform for optimum view of the working area
- Slender machine design permits unobstructed view of the milled edge as well as the working area in front of the milling drum on the right
- Mirror package consisting of front left and right rear-view mirrors and a forward-facing mirror to the left of the operator's platform
- Reversing horn with clearly audible signal
- Scraper height indicator on control panel

#### TRACK UNIT AND HEIGHT ADJUSTMENT

- Dual-speed hydraulic height adjustment of front and rear track units

#### MISCELLANEOUS

- Large tool package
- Towing device
- Comprehensive safety package with several EMERGENCY STOP switches
- European type certification, EuroTest mark and CE conformity

List price ex subsidiary Wirtgen America

USD

526,829.00

Mandatory Options				
<b>Crawler units</b>				
Configuration with 4 driven track units. The two front track units are steered. The track unit at the rear right is hydraulically slewing and also steers. Traveling speed max. 3.6 mph / 5.8 km/h.	Standard	2777141	USD	0.00
<b>Milling drum housing</b>				
Wear-resistant milling drum housing FB1200 (3 ft 11 in) without milling drum	Standard	2336167	USD	0.00
<b>Milling drums / milling units</b>				
Milling drum with milling width 1200 mm / 3 ft / 11 in, tool spacing 15 mm / 19/32 in, equipped with quick-change toolholder system HT22 and 115 picks. For a wide range of applications, e.g. removal of surface and binder layer, complete removal of road surfaces or concrete milling work.	Standard	2308578	USD	0.00
<b>OPERATOR'S PLATFORM</b>				
Standard operator's seat with shock absorption and lengthways adjustment	Standard	2412488	USD	0.00
Comfort operator's seat incl. seat heating. The operator's seat has shock absorption, lengthways adjustment and can be swiveled through a total of 50 degrees.	Option	2412489	USD	1,208.00
<b>Hydraulic connection</b>				
Machine with hydraulic pre-fitting for a discharge conveyor with screw coupling. Each contains the coupling element on the machine side and the discharge conveyor side.	Standard	2412477	USD	0.00
<b>Material transport</b>				
Discharge conveyor 26 ft 9 in / 8,150 mm long with conveyor belt width 2 ft / 600 mm and hydraulic folding device for shortening the transport length or simplified maneuvering in narrow fields.	Standard	2336175	USD	0.00
<b>Paint</b>				
Film coating in cream RAL 9001 with orange stripes. The entire base of the machine is painted in slate gray RAL 7019	Standard	2763472	USD	0.00
The film coating is applied in RAL colors and design according to the customer's wishes. Film coating provides protection against mechanical and weather-related damage and can be removed without leaving any marks, if required	Option	2763473	USD	855.00

<b>Technical documentation</b>				
Technical documentation - North America country version (US)	<b>Standard</b>	<b>2456347</b>	<b>USD</b>	<b>0.00</b>
<b>Telematics</b>				
WITOS FleetView (mobile phone standard 3, 4G) includes a control unit (TCU) with a GPS receiver and the usage rights for the web application WITOS FleetView. The web access function offers a compact overview of the machine status including consumption data, working times, position data, error messages and service intervals. (The actual amount of data available depends on the machine type). The availability of WITOS FleetView is guaranteed for 3 years from the date of delivery.	<b>Standard</b>	<b>2770403</b>	<b>USD</b>	<b>0.00</b>
<b>Machine lighting</b>				
Lighting system consisting of 4 halogen and 8 LED working lights. The headlights illuminate the area in front of the machine, both machine sides, the area in front of the milling drum unit, the loading area, the ladder/footstep and the operator's platform. The light output of the working lights is approx. 19,500 lumen in total.	<b>Standard</b>	<b>2487614</b>	<b>USD</b>	<b>0.00</b>
High-performance lighting system consisting of 1 halogen and 14 LED working lights. The headlights illuminate the area in front of and behind the machine, both machine sides, the area in front of the milling drum unit, the loading area, the weather canopy, the ladder/footstep and the operator's platform. The light output of the working lights is approx. 26,300 lumen in total. LED working lights are extremely bright, shock-resistant and durable.	<b>Option</b>	<b>2487615</b>	<b>USD</b>	<b>977.00</b>
<b>Equipment Options</b>				
<b>Exhaust air filter</b>				
VCS – vacuum cutting system on the discharge conveyor for the extraction of fine material particles and water vapor from the sealed milling drum unit.	<b>Option</b>	<b>2336913</b>	<b>USD</b>	<b>8,604.00</b>
<b>Advance drive</b>				
Equipment of the machine with precision steering. Pushbuttons on the multi-function armrests with a proportional response permit more precise steering of the machine.	<b>Option</b>	<b>2478488</b>	<b>USD</b>	<b>1,791.00</b>

<b>Equipment operator's platform</b>				
Operator's platform with weather canopy. The weather canopy is hydraulically adjustable in height and provides additional comfort during on-site operation. Including LED working light for illuminating the footstep. (Only in conjunction with electrohydraulic unit.)	Option	2336173	USD	8,496.00
<b>Milling drum assembly options</b>				
Active floating position on the side plate right and left by continuous comparison between the milling depth and position of the side plate. If required, the side plate is lifted briefly to prevent tilting or sinking into a soft sub-base. (Only possible in conjunction with LEVEL PRO PLUS.)	Standard	2478486	USD	0.00
<b>Cold-start device</b>				
Electrical preheating of the fuel filter to maintain the flow of fuel at low outside temperatures. Serves to guarantee machine operation at temperatures below 0 32 degrees Fahrenheit (0 degrees Celsius).	Option	2377357	USD	774.00
<b>Options for belt conveyor</b>				
Signal lights for visual "stop" and "go" instructions for the truck driver without the use of a horn. The signal lights can be folded in hydraulically from the operator's platform.	Option	2409818	USD	6,664.00
<b>Leveling</b>				
Expansion of the LEVEL PRO PLUS leveling system by a SONIC SKI sensor. Ideal for contact-free wire and soil scanning. Including connection cable and holder.	Option	2352878	USD	5,971.00
<b>Leveling</b>				
Expansion of the leveling system for multiplex system package 3-way right, including 2 x ultrasonic sensors, and connection cable. (FB1000/1200)	Option	2544246	USD	4,275.00
Expansion of the leveling system to make multiplex system package 3-way right and 3-way left, including 4 x ultrasonic sensors and connection cable. (FB1000/1200)	Option	2544249	USD	8,550.00
<b>Attachments</b>				
Battery-operated electro-hydraulic unit for operation of the machine hydraulics with the diesel engine switched off. (e.g. height adjustment of weather canopy, milling drum rotation device and hydraulic pick extractor drift)	Option	2412494	USD	3,515.00
<b>Water system</b>				
Hydraulically operated high-pressure water cleaner with a maximum performance of 15 l/min at 150 bar pressure. Ideal for daily cleaning of the machine.	Option	2336231	USD	4,071.00



<b>Pick changing aids</b>				
Integrated air compressor system with pressure accumulator and filling points. Precondition for operation of compressed air tools (e.g. pneumatic hammers).	<b>Option</b>	<b>2353106</b>	<b>USD</b>	<b>6,474.00</b>
Hydraulically driven pick extractor drift, complete with holder and corresponding electrical and hydraulic connectors. Ideal for convenient and quiet pick change.	<b>Option</b>	<b>2352889</b>	<b>USD</b>	<b>3,610.00</b>
Milling drum rotation device with electrohydraulic milling drum drive for slowly turning the milling drum during pick replacement.	<b>Option</b>	<b>2352893</b>	<b>USD</b>	<b>3,515.00</b>
<b>Wirtgen information and diagnostic system</b>				
Equipment of the machine with job data acquisition. The information is shown in the control display.	<b>Option</b>	<b>2410294</b>	<b>USD</b>	<b>1,154.00</b>
<b>Camera system</b>				
Monitor system as maneuvering aid with 2 cameras and screen. A camera is mounted on the discharge conveyor and displays the loading of the truck. The 2nd camera shows the area in front of the milling drum housing. The camera images are displayed on the screen.	<b>Option</b>	<b>2487637</b>	<b>USD</b>	<b>5,727.00</b>
<b>Documentation</b>				
Additional set of technical documentation - North America country version (US)	<b>Option</b>		<b>USD</b>	<b>81.00</b>
Spare part and application documentation English (EN)	<b>Option</b>		<b>USD</b>	<b>14.00</b>

## Price list

# W 130 Xfi - FCS

### Scope of supply – basic machine

- Engine: 6-CYLINDER DIESEL ENGINE TYPE CUMMINS QSL9 C-300
- Rated engine power 2100 r.p.m.: 248 kW / 333 HP / 337 PS
- Maximum power at 1900 r.p.m.: 257 kW / 345 HP / 350 PS
- Exhaust standard: US EPA Tier 4f
- Standard milling width: 4 ft 3 in / 1300 mm
- Theoretical milling depth: 1 ft 1 in / 330 mm

### STANDARD EQUIPMENT

- Base machine with engine
- Mechanically opening engine hood with noise insulation
- Radiator with temperature-dependent fan speed
- Highly effective noise insulation throughout the engine compartment
- Automatic engine speed adjustment depending on machine load
- Elastically mounted engine station with low vibration and low noise

### MILLING DRUM HOUSING

- The right-hand side of the milling drum housing can be easily opened for maintenance or drum change
- Hydraulically operated rear scraper with mechanical locking

### LOADING OF MILLED MATERIAL

- Discharge conveyor swing angle: 60 degrees left – 60 degrees right
- Hydraulically foldable discharge conveyor with two swing speeds, including adjustable conveyor speed for precise loading

### MACHINE CONTROL AND LEVELLING SYSTEM

- Digital milling depth indicator on machine control panel
- LEVEL PRO PLUS leveling system right and left
- RAPID SLOPE cross-slope sensor for LEVEL PRO ACTIVE leveling system
- Precise machine height adjustment in increments of 1 or 5 mm via the machine's main control panel
- Digital load control, can be engaged manually, hydraulic differential lock (via flow divider)

### OPERATOR'S PLATFORM

- Hydraulically extendable operator's platform for optimum view of the working area
- Steering console with adjustable rake and reach for ideal adaptation of the operator's platform to the operator
- Slender machine design permits unobstructed view of the milled edge as well as the working area in front of the milling drum on the right
- Conveniently accessible ladder/footstep to the operator's platform with night-time lighting and especially low bottom edge of the latter/footstep
- Robust anti-vandalism protection for the controls
- Mirror package consisting of front left and right rear-view mirrors and a forward-facing mirror to the left of the operator's platform
- Reversing horn with clearly audible signal
- Illuminated control panel / nighttime design
- Scraper height indicator on control panel

### TRACK UNIT AND HEIGHT ADJUSTMENT

- Dual-speed hydraulic height adjustment of front and rear track units

### MISCELLANEOUS

- Large tool package
- Towing device
- Generously sized water and diesel tanks

- Comprehensive safety package with several EMERGENCY STOP switches
- Pre-fitting for installing the WITOS FleetView control unit
- European type certification, EuroTest mark and CE conformity

**List price ex subsidiary Wirtgen America** **USD** **613,320.00**

#### Mandatory Options

##### Crawler units

Configuration with 4 driven track units. The two front track units are steered. The track unit at the rear right is hydraulically slewing and also steers. Traveling speed max. 3.6 mph / 5.8 km/h.	<b>Standard</b>	<b>2861692</b>	<b>USD</b>	<b>0.00</b>
---	-----------------	----------------	------------	-------------

##### Milling drum housing

Wear-resistant milling drum housing FB1300 (4 ft 3 in) FCS with pre-fitting enabling a quick and easy change of the milling drums with varying spacings and milling widths, without milling drum.	<b>Standard</b>	<b>2336170</b>	<b>USD</b>	<b>0.00</b>
---	-----------------	----------------	------------	-------------

##### Milling drums / milling units

FCS milling drum with milling width 1300 / 4 ft / 3 in, tool spacing 15 mm / 19/32 in, equipped with quick-change toolholder system HT22 and 121 picks. For a wide range of applications, e.g. removal of surface and binder layer, complete removal of road surfaces or concrete milling work.	<b>Standard</b>	<b>2308218</b>	<b>USD</b>	<b>0.00</b>
---	-----------------	----------------	------------	-------------

##### OPERATOR'S PLATFORM

Standard operator's seat with shock absorption and lengthways adjustment	<b>Standard</b>	<b>2412488</b>	<b>USD</b>	<b>0.00</b>
--	-----------------	----------------	------------	-------------

##### Hydraulic connection

Machine with hydraulic pre-fitting for a discharge conveyor with screw coupling. Each contains the coupling element on the machine side and the discharge conveyor side.	<b>Standard</b>	<b>2412477</b>	<b>USD</b>	<b>0.00</b>
--	-----------------	----------------	------------	-------------

##### Material transport

Discharge conveyor 26 ft 9 in / 8,150 mm long with conveyor belt width 2 ft / 600 mm and hydraulic folding device for shortening the transport length or simplified maneuvering in narrow fields.	<b>Standard</b>	<b>2336175</b>	<b>USD</b>	<b>0.00</b>
---	-----------------	----------------	------------	-------------

##### Paint

Painting in cream RAL 9001 with orange stripes. The entire base of the machine is painted in slate gray RAL 7015.	<b>Standard</b>	<b>2863418</b>	<b>USD</b>	<b>0.00</b>
---	-----------------	----------------	------------	-------------

Film coating in cream RAL 9001 with orange stripes. The entire base of the machine is painted in slate gray RAL 7019	<b>Option</b>	<b>2863419</b>	<b>USD</b>	<b>2,456.00</b>
--	---------------	----------------	------------	-----------------

The film coating is applied in RAL colors and design according to the customer's wishes. Film coating provides protection against mechanical and weather-related damage and can be removed without leaving any marks, if required	<b>Option</b>	<b>2863420</b>	<b>USD</b>	<b>3,298.00</b>
<b>Technical documentation</b>				
Technical documentation - North America country version (US)	<b>Standard</b>	<b>2456347</b>	<b>USD</b>	<b>0.00</b>
<b>Telematics</b>				
WITOS FleetView (mobile phone standard 3, 4G) includes a control unit (TCU) with a GPS receiver and the usage rights for the web application WITOS FleetView. The web access function offers a compact overview of the machine status including consumption data, working times, position data, error messages and service intervals. (The actual amount of data available depends on the machine type). The availability of WITOS FleetView is guaranteed for 3 years from the date of delivery.	<b>Standard</b>	<b>2770403</b>	<b>USD</b>	<b>0.00</b>
<b>Machine lighting</b>				
Lighting system consisting of 4 halogen and 8 LED working lights. The headlights illuminate the area in front of the machine, both machine sides, the area in front of the milling drum unit, the loading area, the ladder/footstep and the operator's platform. The light output of the working lights is approx. 19,500 lumen in total.	<b>Standard</b>	<b>2487614</b>	<b>USD</b>	<b>0.00</b>
High-performance lighting system consisting of 1 halogen and 14 LED working lights. The headlights illuminate the area in front of and behind the machine, both machine sides, the area in front of the milling drum unit, the loading area, the weather canopy, the ladder/footstep and the operator's platform. The light output of the working lights is approx. 26,300 lumen in total. LED working lights are extremely bright, shock-resistant and durable.	<b>Option</b>	<b>2487615</b>	<b>USD</b>	<b>977.00</b>
<b>Equipment Options</b>				
<b>Exhaust air filter</b>				
VCS – vacuum cutting system on the discharge conveyor for the extraction of fine material particles and water vapor from the sealed milling drum unit.	<b>Option</b>	<b>2336913</b>	<b>USD</b>	<b>8,604.00</b>
<b>Advance drive</b>				
Equipment of the machine with precision steering. Pushbuttons on the multi-function armrests with a proportional response permit more precise steering of the machine.	<b>Standard</b>	<b>2478488</b>	<b>USD</b>	<b>0.00</b>

<b>Equipment operator's platform</b>				
Operator's platform with weather canopy. The weather canopy is hydraulically adjustable in height and provides additional comfort during on-site operation. Including LED working light for illuminating the footstep. (Only in conjunction with electrohydraulic unit.)	<b>Option</b>	<b>2336173</b>	<b>USD</b>	<b>8,496.00</b>
<b>Milling drum assembly options</b>				
Active floating position on the side plate right and left by continuous comparison between the milling depth and position of the side plate. If required, the side plate is lifted briefly to prevent tilting or sinking into a soft sub-base. (Only possible in conjunction with LEVEL PRO PLUS.)	<b>Standard</b>	<b>2478486</b>	<b>USD</b>	<b>0.00</b>
<b>Additional milling units</b>				
FCS tandem scraper FB1300 (4 ft 3 in) with necessary hydraulic and electrical systems. For the use of milling drums smaller than FB1300 (4 ft 3 in). The min. milling width for material loading onto the loading belt is FB750	<b>Standard</b>	<b>2351477</b>	<b>USD</b>	<b>0.00</b>
FCS milling unit FB300 (12") LA15, with quick-change toolholder system HT22, milling depth max. 11 in / 280 mm, equipped with 61 RS picks, including scraper bottom part FB300 (12")	<b>Option</b>	<b>2308611</b>	<b>USD</b>	<b>15,607.00</b>
FCS milling unit FB600 (24") LA12, with quick-change toolholder system HT22, milling depth max. 11 in / 280 mm, equipped with 79 picks, including scraper bottom part FB600 (24")	<b>option</b>	<b>2308615</b>	<b>USD</b>	<b>25,243.00</b>
FCS milling unit FB900 (2 ft 11 in) LA15, with quick-change toolholder system HT22, milling depth max. 11 in / 280 mm, equipped with 102 RS picks, including scraper bottom part FB900 (2 ft 11 in)	<b>Option</b>	<b>2308621</b>	<b>USD</b>	<b>39,452.00</b>
<b>Cold-start device</b>				
Electrical preheating of the fuel filter to maintain the flow of fuel at low outside temperatures. Serves to guarantee machine operation at temperatures below 0 32 degrees Fahrenheit (0 degrees Celsius).	<b>Option</b>	<b>2377357</b>	<b>USD</b>	<b>774.00</b>
<b>Options for belt conveyor</b>				
Signal lights for visual "stop" and "go" instructions for the truck driver without the use of a horn. The signal lights can be folded in hydraulically from the operator's platform.	<b>Option</b>	<b>2409818</b>	<b>USD</b>	<b>6,664.00</b>
<b>Leveling</b>				
Expansion of the LEVEL PRO PLUS leveling system by a SONIC SKI sensor. Ideal for contact-free wire and soil scanning. Including connection cable and holder.	<b>Option</b>	<b>2352878</b>	<b>USD</b>	<b>5,971.00</b>

<b>Leveling</b>				
Expansion of the leveling system for multiplex system package 3-way right, including 2 x ultrasonic sensors, and connection cable. (FB1000/1200)	Option	2544246	USD	4,275.00
Expansion of the leveling system to make multiplex system package 3-way right and 3-way left, including 4 x ultrasonic sensors and connection cable. (FB1000/1200)	Option	2544249	USD	8,550.00
<b>Attachments</b>				
Battery-operated electro-hydraulic unit for operation of the machine hydraulics with the diesel engine switched off. (e.g. height adjustment of weather canopy, milling drum rotation device and hydraulic pick extractor drift)	Standard	2412494	USD	0.00
<b>Water system</b>				
Hydraulically operated high-pressure water cleaner with a maximum performance of 15 l/min at 150 bar pressure. Ideal for daily cleaning of the machine.	Option	2336231	USD	4,071.00
<b>Pick changing aids</b>				
Milling drum rotation device with electrohydraulic milling drum drive for slowly turning the milling drum during pick replacement.	Standard	2352893	USD	0.00
<b>Wirtgen information and diagnostic system</b>				
Equipment of the machine with job data acquisition. The information is shown in the control display.	Standard	2410294	USD	0.00
<b>Camera system</b>				
Monitor system as maneuvering aid with 2 cameras and screen. A camera is mounted on the discharge conveyor and displays the loading of the truck. The 2nd camera shows the area in front of the milling drum housing. The camera images are displayed on the screen.	Option	2487637	USD	5,727.00
<b>Other devices</b>				
License plate holder with LED lighting to comply with country-specific regulations.	Option	2659037	USD	461.00
<b>Documentation</b>				
Additional set of technical documentation - North America country version (US)	Option		USD	81.00
Spare part and application documentation English (EN)	Option		USD	14.00

## Price list

# W 130 Xfi - Non FCS

### Scope of supply – basic machine

- Engine: 6-CYLINDER DIESEL ENGINE TYPE CUMMINS QSL9 C-300
- Rated engine power 2100 r.p.m.: 248 kW / 333 HP / 337 PS
- Maximum power at 1900 r.p.m.: 257 kW / 345 HP / 350 PS
- Exhaust standard: US EPA Tier 4f
- Standard milling width: 4 ft 3 in / 1300 mm
- Theoretical milling depth: 1 ft 1 in / 330 mm

### STANDARD EQUIPMENT

- Base machine with engine
- Mechanically opening engine hood with noise insulation
- Radiator with temperature-dependent fan speed
- Highly effective noise insulation throughout the engine compartment
- Automatic engine speed adjustment depending on machine load
- Elastically mounted engine station with low vibration and low noise

### MILLING DRUM HOUSING

- The right-hand side of the milling drum housing can be easily opened for maintenance or drum change
- Hydraulically operated rear scraper with mechanical locking

### LOADING OF MILLED MATERIAL

- Discharge conveyor swing angle: 60 degrees left – 60 degrees right
- Hydraulically foldable discharge conveyor with two swing speeds, including adjustable conveyor speed for precise loading

### MACHINE CONTROL AND LEVELLING SYSTEM

- Digital milling depth indicator on machine control panel
- LEVEL PRO PLUS leveling system right and left
- RAPID SLOPE cross-slope sensor for LEVEL PRO ACTIVE leveling system
- Precise machine height adjustment in increments of 1 or 5 mm via the machine's main control panel
- Digital load control, can be engaged manually, hydraulic differential lock (via flow divider)

### OPERATOR'S PLATFORM

- Hydraulically extendable operator's platform for optimum view of the working area
- Steering console with adjustable rake and reach for ideal adaptation of the operator's platform to the operator
- Slender machine design permits unobstructed view of the milled edge as well as the working area in front of the milling drum on the right
- Conveniently accessible ladder/footstep to the operator's platform with night-time lighting and especially low bottom edge of the latter/footstep
- Robust anti-vandalism protection for the controls
- Mirror package consisting of front left and right rear-view mirrors and a forward-facing mirror to the left of the operator's platform
- Reversing horn with clearly audible signal
- Illuminated control panel / nighttime design
- Scraper height indicator on control panel

### TRACK UNIT AND HEIGHT ADJUSTMENT

- Dual-speed hydraulic height adjustment of front and rear track units

### MISCELLANEOUS

- Large tool package
- Towing device

- Generously sized water and diesel tanks
- Comprehensive safety package with several EMERGENCY STOP switches
- Pre-fitting for installing the WITOS FleetView control unit
- European type certification, EuroTest mark and CE conformity

**List price ex subsidiary Wirtgen America** **USD** **591,904.00**

#### Mandatory Options

##### Crawler units

Configuration with 4 driven track units. The two front track units are steered. The track unit at the rear right is hydraulically slewing and also steers. Traveling speed max. 3.6 mph / 5.8 km/h.	<b>Standard</b>	<b>2861692</b>	<b>USD</b>	<b>0.00</b>
---	-----------------	----------------	------------	-------------

##### Milling drum housing

Wear-resistant milling drum housing FB1300 (4 ft 3 in) without milling drum	<b>Standard</b>	<b>2336169</b>	<b>USD</b>	<b>0.00</b>
---	-----------------	----------------	------------	-------------

##### Milling drums / milling units

Milling drum with milling width 1300 / 4 ft / 3 in, tool spacing 15 mm / 19/32 in, equipped with quick-change toolholder system HT22 and 121 picks. For a wide range of applications, e.g. removal of surface and binder layer, complete removal of road surfaces or concrete milling work.	<b>Standard</b>	<b>2308581</b>	<b>USD</b>	<b>0.00</b>
---	-----------------	----------------	------------	-------------

##### OPERATOR'S PLATFORM

Standard operator's seat with shock absorption and lengthways adjustment	<b>Standard</b>	<b>2412488</b>	<b>USD</b>	<b>0.00</b>
--	-----------------	----------------	------------	-------------

##### Hydraulic connection

Machine with hydraulic pre-fitting for a discharge conveyor with screw coupling. Each contains the coupling element on the machine side and the discharge conveyor side.	<b>Standard</b>	<b>2412477</b>	<b>USD</b>	<b>0.00</b>
--	-----------------	----------------	------------	-------------

##### Material transport

Discharge conveyor 26 ft 9 in / 8,150 mm long with conveyor belt width 2 ft / 600 mm and hydraulic folding device for shortening the transport length or simplified maneuvering in narrow fields.	<b>Standard</b>	<b>2336175</b>	<b>USD</b>	<b>0.00</b>
---	-----------------	----------------	------------	-------------

##### Paint

Painting in cream RAL 9001 with orange stripes. The entire base of the machine is painted in slate gray RAL 7015.	<b>Standard</b>	<b>2863418</b>	<b>USD</b>	<b>0.00</b>
---	-----------------	----------------	------------	-------------



Film coating in cream RAL 9001 with orange stripes. The entire base of the machine is painted in slate gray RAL 7019	<b>Option</b>	<b>2863419</b>	<b>USD</b>	<b>2,456.00</b>
The film coating is applied in RAL colors and design according to the customer's wishes. Film coating provides protection against mechanical and weather-related damage and can be removed without leaving any marks, if required	<b>Option</b>	<b>2863420</b>	<b>USD</b>	<b>3,298.00</b>
<b>Technical documentation</b>				
Technical documentation - North America country version (US)	<b>Standard</b>	<b>2456347</b>	<b>USD</b>	<b>0.00</b>
<b>Telematics</b>				
WITOS FleetView (mobile phone standard 3, 4G) includes a control unit (TCU) with a GPS receiver and the usage rights for the web application WITOS FleetView. The web access function offers a compact overview of the machine status including consumption data, working times, position data, error messages and service intervals. (The actual amount of data available depends on the machine type). The availability of WITOS FleetView is guaranteed for 3 years from the date of delivery.	<b>Standard</b>	<b>2770403</b>	<b>USD</b>	<b>0.00</b>
<b>Machine lighting</b>				
Lighting system consisting of 4 halogen and 8 LED working lights. The headlights illuminate the area in front of the machine, both machine sides, the area in front of the milling drum unit, the loading area, the ladder/footstep and the operator's platform. The light output of the working lights is approx. 19,500 lumen in total.	<b>Standard</b>	<b>2487614</b>	<b>USD</b>	<b>0.00</b>
High-performance lighting system consisting of 1 halogen and 14 LED working lights. The headlights illuminate the area in front of and behind the machine, both machine sides, the area in front of the milling drum unit, the loading area, the weather canopy, the ladder/footstep and the operator's platform. The light output of the working lights is approx. 26,300 lumen in total. LED working lights are extremely bright, shock-resistant and durable.	<b>Option</b>	<b>2487615</b>	<b>USD</b>	<b>977.00</b>
<b>Equipment Options</b>				
<b>Exhaust air filter</b>				
VCS – vacuum cutting system on the discharge conveyor for the extraction of fine material particles and water vapor from the sealed milling drum unit.	<b>Option</b>	<b>2336913</b>	<b>USD</b>	<b>8,604.00</b>
<b>Advance drive</b>				
Equipment of the machine with precision steering. Pushbuttons on the multi-function armrests with a proportional response permit more precise steering of the machine.	<b>Standard</b>	<b>2478488</b>	<b>USD</b>	<b>0.00</b>

<b>Equipment operator's platform</b>				
Operator's platform with weather canopy. The weather canopy is hydraulically adjustable in height and provides additional comfort during on-site operation. Including LED working light for illuminating the footstep. (Only in conjunction with electrohydraulic unit.)	Option	2336173	USD	8,496.00
<b>Milling drum assembly options</b>				
Active floating position on the side plate right and left by continuous comparison between the milling depth and position of the side plate. If required, the side plate is lifted briefly to prevent tilting or sinking into a soft sub-base. (Only possible in conjunction with LEVEL PRO PLUS.)	Standard	2478486	USD	0.00
<b>Cold-start device</b>				
Electrical preheating of the fuel filter to maintain the flow of fuel at low outside temperatures. Serves to guarantee machine operation at temperatures below 0 32 degrees Fahrenheit (0 degrees Celsius).	Option	2377357	USD	774.00
<b>Options for belt conveyor</b>				
Signal lights for visual "stop" and "go" instructions for the truck driver without the use of a horn. The signal lights can be folded in hydraulically from the operator's platform.	Option	2409818	USD	6,664.00
<b>Leveling</b>				
Expansion of the LEVEL PRO PLUS leveling system by a SONIC SKI sensor. Ideal for contact-free wire and soil scanning. Including connection cable and holder.	Option	2352878	USD	5,971.00
<b>Leveling</b>				
Expansion of the leveling system for multiplex system package 3-way right, including 2 x ultrasonic sensors, and connection cable. (FB1000/1200)	Option	2544246	USD	4,275.00
Expansion of the leveling system to make multiplex system package 3-way right and 3-way left, including 4 x ultrasonic sensors and connection cable. (FB1000/1200)	Option	2544249	USD	8,550.00
<b>Attachments</b>				
Battery-operated electro-hydraulic unit for operation of the machine hydraulics with the diesel engine switched off. (e.g. height adjustment of weather canopy, milling drum rotation device and hydraulic pick extractor drift)	Standard	2412494	USD	0.00

<b>Water system</b>				
Hydraulically operated high-pressure water cleaner with a maximum performance of 15 l/min at 150 bar pressure. Ideal for daily cleaning of the machine.	Option	2336231	USD	4,071.00
<b>Pick changing aids</b>				
Milling drum rotation device with electrohydraulic milling drum drive for slowly turning the milling drum during pick replacement.	Standard	2352893	USD	0.00
<b>Wirtgen information and diagnostic system</b>				
Equipment of the machine with job data acquisition. The information is shown in the control display.	Standard	2410294	USD	0.00
<b>Camera system</b>				
Monitor system as maneuvering aid with 2 cameras and screen. A camera is mounted on the discharge conveyor and displays the loading of the truck. The 2nd camera shows the area in front of the milling drum housing. The camera images are displayed on the screen.	Option	2487637	USD	5,727.00
<b>Other devices</b>				
License plate holder with LED lighting to comply with country-specific regulations.	Option	2659037	USD	461.00
<b>Documentation</b>				
Additional set of technical documentation - North America country version (US)	Option		USD	81.00
Spare part and application documentation English (EN)	Option		USD	14.00



## Price list

### W 150 Xfi - 1200mm

#### Scope of supply – basic machine

- Engine: 6-CYLINDER DIESEL ENGINE: CUMMINS QSL 9 C-380 AG4f
- Rated engine power 2100 r.p.m.: 283 kW / 380 HP / 385 PS
- Maximum power at 1900 r.p.m.: 298 kW / 400 HP / 405 PS
- Exhaust standard: US EPA Tier 4f
- Standard milling width: 4ft 11 in / 1,500 mm
- Theoretical milling depth: 1 ft 1 in / 330 mm

#### STANDARD EQUIPMENT

- Base machine with engine
- Machine chassis with wasp waist on the right side (zero edge)
- Electrohydraulically opening engine cowling
- Radiator with temperature-dependent fan speed
- Additional control switch for scraper blade, bottom right
- Elastically mounted engine station with low vibration and low noise
- Three milling drum rotation speeds with electric on/off function 106 r.p.m. - 96 r.p.m. - 86 r.p.m.
- Air compressor system

#### MILLING DRUM HOUSING

- The right-hand side of the milling drum housing can be easily opened for maintenance or drum change
- Hydraulic material depressor with conveyor lifting function
- Hydraulically opening scraper plate with convenience locking
- Exchangeable wearing segments on the side plate

#### LOADING OF MILLED MATERIAL

- Discharge conveyor slewing angle left 60 degrees - right 60 degrees
- Hydraulically foldable discharge conveyor with two swing speeds, including adjustable conveyor speed for precise loading

#### MACHINE CONTROL AND LEVELLING SYSTEM

- LEVEL PRO PLUS leveling system right and left
- RAPID SLOPE cross-slope sensor for LEVEL PRO ACTIVE leveling system
- Jog mode for height adjustment
- Load-dependent advance control
- 4-track drive with manually activated, electronic anti-slip control
- 4 selectable steering modes
- Automatic water management
- Automatic engine speed control

#### OPERATOR'S PLATFORM

- Convenient control panel with practical switches
- Multi-function armrest including color operating display for one-handed operation of most machine functions.
- Digital multi-function display for all important operating conditions
- Scraper height indicator on control panel
- Operating panel nighttime lighting
- Robust anti-vandalism protection for the controls
- Adjustable steering wheel position
- Optimally positionable operator's seat

- Footstep right and left with conveniently folding ladder
- Two mirrors front, one mirror middle and one mirror in rear area of the machine

#### TRACK UNIT AND HEIGHT ADJUSTMENT

- Fourfold full-floating axle for high machine stability
- PTS – automatic alignment of the machine parallel to the pavement surface
- ISC – intelligent track speed control including hydraulic four-track drive
- Reversing with the milling drum rotating. Simple and fast maneuvering
- Equipped with extremely wear-resistant 2-piece polyurethane track pads

#### MISCELLANEOUS

- Large tool package
- Generously sized water and diesel tanks
- Total of 3 EMERGENCY STOP switches at sensible positions on the machine
- "Welcome" and "Go home" lights feature including LED lighting in the area of the operator's platform and access
- Pre-fitting for installing the WITOS FleetView control unit
- European type certification, EuroTest mark and CE conformity

<b>List price ex subsidiary Wirtgen America</b>	<b>USD</b>	<b>640,761.00</b>
---	------------	-------------------

#### Mandatory Options

##### Milling drum housing

Wear-resistant milling drum housing FB1500 (4 ft 11 in), with pre-fitting enabling a quick and easy change of the milling drums with varying spacings and milling widths, without milling drum.	<b>Standard</b>	<b>2400857</b>	<b>USD</b>	<b>0.00</b>
---	-----------------	----------------	------------	-------------

##### Milling drums / milling units

FCS milling unit FB1200 (3 ft 11 in) LA15, with quick-change toolholder system HT22, milling depth max. 11 in / 280 mm, equipped with 109 picks, including scraper bottom part FB1200 (3 ft 11 in)	<b>Standard</b>	<b>2409827</b>	<b>USD</b>	<b>0.00</b>
--	-----------------	----------------	------------	-------------

##### OPERATOR'S PLATFORM

Standard operator's seat with shock absorption and lengthways adjustment	<b>Standard</b>	<b>2412488</b>	<b>USD</b>	<b>0.00</b>
--	-----------------	----------------	------------	-------------

##### Hydraulic connection

Machine with hydraulic pre-fitting for a discharge conveyor with screw coupling. Each contains the coupling element on the machine side and the discharge conveyor side.	<b>Standard</b>	<b>2412477</b>	<b>USD</b>	<b>0.00</b>
--	-----------------	----------------	------------	-------------

##### Material transport

Discharge conveyor 26 ft 9 in / 8,150 mm long with conveyor belt width 2 ft / 600 mm and hydraulic folding device for shortening the transport length or simplified maneuvering in narrow fields.	<b>Standard</b>	<b>2336175</b>	<b>USD</b>	<b>0.00</b>
---	-----------------	----------------	------------	-------------

<b>Paint</b>				
Painting in cream RAL 9001 with orange stripes. The entire base of the machine is painted in slate gray RAL 7015.	Standard	2863423	USD	0.00
Film coating in cream RAL 9001 with orange stripes. The entire base of the machine is painted in slate gray RAL 7019	Option	2863424	USD	2,456.00
The film coating is applied in RAL colors and design according to the customer's wishes. Film coating provides protection against mechanical and weather-related damage and can be removed without leaving any marks, if required	Option	2863426	USD	3,298.00
<b>Technical documentation</b>				
Technical documentation - North America country version (US)	Standard	2456347	USD	0.00
<b>Telematics</b>				
WITOS FleetView (mobile phone standard 3, 4G) includes a control unit (TCU) with a GPS receiver and the usage rights for the web application WITOS FleetView. The web access function offers a compact overview of the machine status including consumption data, working times, position data, error messages and service intervals. (The actual amount of data available depends on the machine type). The availability of WITOS FleetView is guaranteed for 3 years from the date of delivery.	Standard	2770403	USD	0.00
<b>Machine lighting</b>				
Lighting system consisting of 8 halogen and 6 LED working lights. The headlights illuminate the area in front of and behind the machine, both machine sides, the area in front of the milling drum unit and on the chassis unit, the loading area, the ladder/footstep and the operator's platform. The light output of the working lights is approx. 21,100 lumens in total.	Standard	2450350	USD	0.00
High-performance lighting system consisting of 1 halogen and 17 LED working lights. The headlights illuminate the area in front of and behind the machine, both machine sides, the area in front of the milling drum unit and on the chassis unit, the area of the wasp waist, the loading area, the ladder/footstep and the operator's platform. The light output of the working lights is approx. 29,900 lumens in total. LED working lights are extremely bright, shock-resistant and durable.	Option	2450351	USD	2,185.00

<b>Additional devices</b>				
Battery-operated electrohydraulic unit. Weather canopy and engine cover can be lifted with the hydraulic unit.	Standard	2400778	USD	0.00
Battery-operated electrohydraulic unit for milling drum rotation device and hydraulic pick ejector. Weather canopy and engine cover can be lifted with the hydraulic unit. Furthermore, emergency functions such as raising the crawler units, releasing the parking brake, and other cylinder functions can be operated even when the engine is switched off.	Option	2400779	USD	1,805.00
<b>Equipment Options</b>				
<b>Exhaust air filter</b>				
VCS – vacuum cutting system on the discharge conveyor for the extraction of fine material particles and water vapor from the sealed milling drum unit.	Option	2441379	USD	8,604.00
<b>Advance drive</b>				
Equipment of the machine with precision steering. Pushbuttons on the multi-function armrests with a proportional response permit more precise steering of the machine.	Standard	2400798	USD	0.00
<b>Equipment operator's platform</b>				
Operator's platform equipped with weather canopy as well as windscreen and rear window. The side parts of the roof shell can be pulled out and the windows are movable. The complete roof can be folded in electro-hydraulically using a battery operated hydraulic pump for simplified machine transport. In addition, operation with a hand pump is possible. The operator's seat is surrounded by impact and abrasion-resistant Plexiglas panels.	Option	2400795	USD	13,721.00
Additional control unit for ground operation of the machine. Enables the ground crew to control important machine functions on the left side of the machine additionally.	Standard	2400803	USD	0.00
Heating with fan and air outlet openings in the footwell of the operator's platform.	Option	2400791	USD	1,357.00
<b>Milling drum assembly options</b>				
Overload sensor on the scraper for automatic lifting function in case of obstacles. Effectively prevents the scraper from sinking into the loose sub-base, as well as getting stuck on obstacles.	Standard	2483584	USD	0.00
<b>Device for milling drum change</b>				
Milling drum assembly trolley for milling drums up to FB1500 (4 ft 11 in), for straightforward milling drum change	Option	2125929	USD	5,266.00
<b>Additional milling units</b>				
FCS milling unit FB600 (24") LA12, with quick-change toolholder system HT22, milling depth max. 11 in / 280 mm, equipped with 79 picks, including scraper bottom part FB600 (24")	Option	2417852	USD	27,536.00
FCS milling unit FB900 (2 ft 11 in) LA15, with quick-change toolholder system HT22, milling depth max. 11 in / 280 mm, equipped with 102 RS picks, including scraper bottom part FB900 (2 ft 11 in)	Option	2417854	USD	32,571.00

FCS milling unit FB1200 (3 ft 11 in) LA15, with quick-change toolholder system HT22, milling depth max. 11 in / 280 mm, equipped with 109 picks, including scraper bottom part FB1200 (3 ft 11 in)	Option	2409827	USD	37,769.00
<b>Cold-start device</b>				
Electrical preheating of the fuel filter to maintain the flow of fuel at low outside temperatures. Serves to guarantee machine operation at temperatures below 0 32 degrees Fahrenheit (0 degrees Celsius).	Option	2400772	USD	774.00
<b>Options for belt conveyor</b>				
Signal lights for visual "stop" and "go" instructions for the truck driver without the use of a horn. The signal lights can be folded in hydraulically from the operator's platform.	Option	2458620	USD	6,664.00
<b>Leveling</b>				
Expansion of the LEVEL PRO PLUS leveling system by a SONIC SKI sensor. Ideal for contact-free wire and soil scanning. Including connection cable and holder.	Option	2410276	USD	5,890.00
<b>Leveling</b>				
Expansion of the leveling system for scanning the surface in front of the milling drum unit. A ski in a mobile mounting scans the height using a position measuring system. The surface shortly ahead of the milling drum unit can thus be taken as a reference if scanning using the side plate is not possible. The scanning can be hydraulically activated from the operator's seat.	Standard	2400801	USD	0.00
<b>Additional control unit LEVEL PRO</b>				
Expansion LEVEL PRO PLUS with an additional operating display, including required connection cable and holder.	Option	2400802	USD	2,891.00
<b>Leveling</b>				
Multiplex pre-fitting comprising 4 sensor sockets and holder for expanding the leveling system with one or two multiplex systems. Permits trouble-free connection of at most 2 multiplex sensors per machine side at a later point.	Option	2459795	USD	1,425.00
Expansion of the leveling system for multiplex system package 3-way right, including 2 x ultrasonic sensors, and connection cable.	Option	2410282	USD	3,800.00
Expansion of the leveling system to make multiplex system package 3-way right and 3-way left, including 4 x ultrasonic sensors and connection cable.	Option	2410283	USD	7,600.00
<b>Water system</b>				
Hydraulically operated high-pressure water cleaner with a maximum performance of 15 l/min / 3 gall 8 pt/min at 150 bar / 2175 psi pressure. Ideal for daily cleaning of the machine, including high pressure lance and 15 m / 50 ft hose.	Option	2438190	USD	2,538.00



<b>Pick changing aids</b>				
Milling drum rotation device with electrohydraulic milling drum drive for slowly turning the milling drum during pick replacement.	Option	2410287	USD	3,054.00
Pneumatic hammer with two pick extractor and inserter tools each as well as 5 m / 16 ft 5 in hose and holder.	Standard	2400775	USD	0.00
Additional folding seat on the rear right chassis unit for additional comfort during the pick change. The entire milling drum can easily be reached from a sitting position.	Option	2411373	USD	977.00
<b>Wirtgen information and diagnostic system</b>				
The actual milling depth is measured by a differential method between sensors on the side plate and sensors on the scraper. The actual milling depth is displayed in the Info menu of the LEVEL PRO PLUS display.	Option	2410291	USD	1,059.00
Equipment of the machine with job data acquisition. The information is shown in the control display.	Option	2410294	USD	1,154.00
<b>Camera system</b>				
Monitor system as maneuvering aid with 2 cameras and screen. Each of these shows the area behind the machine as well as the area at the discharge conveyor.	Standard	2410296	USD	0.00
Monitor system as maneuvering aid with 5 cameras and 2 displays. The cameras show the area behind the machine, the area in front of the loading conveyor, the side plate, the track unit at the front left, the left milled edge, the left side of the machine and the milled surface behind the milling drum unit. 2 additional LED lamps illuminate the camera area and are included in the scope of supply.	In lieu of 2410296	2410297	USD	7,288.00
<b>Other devices</b>				
License plate holder with LED lighting to comply with country-specific regulations.	Option	2659026	USD	461.00
<b>Other devices</b>				
Large sized storage compartment for 10 pick containers on the rear of the machine instead of the standard storage compartment.	Option	2409814	USD	1,086.00
<b>Documentation</b>				
Additional set of technical documentation - North America country version (US)	Option		USD	81.00
Spare part and application documentation English (EN)	Option		USD	14.00
Date: 11/23/2020				

**Price list****W 150 Xfi - 1500mm****Scope of supply – basic machine**

- Engine: 6-CYLINDER DIESEL ENGINE: CUMMINS QSL 9 C-380 AG4f
- Rated engine power 2100 r.p.m.: 283 kW / 380 HP / 385 PS
- Maximum power at 1900 r.p.m.: 298 kW / 400 HP / 405 PS
- Exhaust standard: US EPA Tier 4f
- Standard milling width: 4ft 11 in / 1,500 mm
- Theoretical milling depth: 1 ft 1 in / 330 mm

**STANDARD EQUIPMENT**

- Base machine with engine
- Machine chassis with wasp waist on the right side (zero edge)
- Electrohydraulically opening engine cowl
- Radiator with temperature-dependent fan speed
- Additional control switch for scraper blade, bottom right
- Elastically mounted engine station with low vibration and low noise
- Three milling drum rotation speeds with electric on/off function 106 r.p.m. - 96 r.p.m. - 86 r.p.m.
- Air compressor system

**MILLING DRUM HOUSING**

- The right-hand side of the milling drum housing can be easily opened for maintenance or drum change
- Hydraulic material depressor with conveyor lifting function
- Hydraulically opening scraper plate with convenience locking
- Exchangeable wearing segments on the side plate

**LOADING OF MILLED MATERIAL**

- Discharge conveyor slewing angle left 60 degrees - right 60 degrees
- Hydraulically foldable discharge conveyor with two swing speeds, including adjustable conveyor speed for precise loading

**MACHINE CONTROL AND LEVELLING SYSTEM**

- LEVEL PRO PLUS leveling system right and left
- RAPID SLOPE cross-slope sensor for LEVEL PRO ACTIVE leveling system
- Jog mode for height adjustment
- Load-dependent advance control
- 4-track drive with manually activated, electronic anti-slip control
- 4 selectable steering modes
- Automatic water management
- Automatic engine speed control

**OPERATOR'S PLATFORM**

- Convenient control panel with practical switches
- Multi-function armrest including color operating display for one-handed operation of most machine functions.
- Digital multi-function display for all important operating conditions
- Scraper height indicator on control panel
- Operating panel nighttime lighting
- Robust anti-vandalism protection for the controls
- Adjustable steering wheel position
- Optimally positionable operator's seat

- Footstep right and left with conveniently folding ladder
- Two mirrors front, one mirror middle and one mirror in rear area of the machine

#### TRACK UNIT AND HEIGHT ADJUSTMENT

- Fourfold full-floating axle for high machine stability
- PTS – automatic alignment of the machine parallel to the pavement surface
- ISC – intelligent track speed control including hydraulic four-track drive
- Reversing with the milling drum rotating. Simple and fast maneuvering
- Equipped with extremely wear-resistant 2-piece polyurethane track pads

#### MISCELLANEOUS

- Large tool package
- Generously sized water and diesel tanks
- Total of 3 EMERGENCY STOP switches at sensible positions on the machine
- "Welcome" and "Go home" lights feature including LED lighting in the area of the operator's platform and access
- Pre-fitting for installing the WITOS FleetView control unit
- European type certification, EuroTest mark and CE conformity

<b>List price ex subsidiary Wirtgen America</b>	<b>USD</b>	<b>640,531.00</b>
---	------------	-------------------

#### Mandatory Options

##### Milling drum housing

Wear-resistant milling drum housing FB1500 (4 ft 11 in), with pre-fitting enabling a quick and easy change of the milling drums with varying spacings and milling widths, without milling drum.	<b>Standard</b>	<b>2400857</b>	<b>USD</b>	<b>0.00</b>
---	-----------------	----------------	------------	-------------

##### Milling drums / milling units

FCS milling drum with milling width 1500 mm / 4 ft / 11 in, milling depth max. 330 mm / 1 ft 1 in, tool spacing 15 mm / 19/32 in, equipped with quick-change toolholder system HT22 and 136 picks. For a wide range of applications, e.g. removal of surface and binder layer, complete removal of road surfaces or concrete milling work.	<b>Standard</b>	<b>2309317</b>	<b>USD</b>	<b>0.00</b>
--	-----------------	----------------	------------	-------------

##### OPERATOR'S PLATFORM

Standard operator's seat with shock absorption and lengthways adjustment	<b>Standard</b>	<b>2412488</b>	<b>USD</b>	<b>0.00</b>
--	-----------------	----------------	------------	-------------

##### Hydraulic connection

Machine with hydraulic pre-fitting for a discharge conveyor with screw coupling. Each contains the coupling element on the machine side and the discharge conveyor side.	<b>Standard</b>	<b>2412477</b>	<b>USD</b>	<b>0.00</b>
--	-----------------	----------------	------------	-------------

##### Material transport

Discharge conveyor 26 ft 9 in / 8,150 mm long with conveyor belt width 2 ft / 600 mm and hydraulic folding device for shortening the transport length or simplified maneuvering in narrow fields.	<b>Standard</b>	<b>2336175</b>	<b>USD</b>	<b>0.00</b>
---	-----------------	----------------	------------	-------------

<b>Paint</b>				
Painting in cream RAL 9001 with orange stripes. The entire base of the machine is painted in slate gray RAL 7015.	<b>Standard</b>	<b>2863423</b>	<b>USD</b>	<b>0.00</b>
Film coating in cream RAL 9001 with orange stripes. The entire base of the machine is painted in slate gray RAL 7019	<b>Option</b>	<b>2863424</b>	<b>USD</b>	<b>2,456.00</b>
The film coating is applied in RAL colors and design according to the customer's wishes. Film coating provides protection against mechanical and weather-related damage and can be removed without leaving any marks, if required	<b>Option</b>	<b>2863426</b>	<b>USD</b>	<b>3,298.00</b>
<b>Technical documentation</b>				
Technical documentation - North America country version (US)	<b>Standard</b>	<b>2456347</b>	<b>USD</b>	<b>0.00</b>
<b>Telematics</b>				
WITOS FleetView (mobile phone standard 3, 4G) includes a control unit (TCU) with a GPS receiver and the usage rights for the web application WITOS FleetView. The web access function offers a compact overview of the machine status including consumption data, working times, position data, error messages and service intervals. (The actual amount of data available depends on the machine type). The availability of WITOS FleetView is guaranteed for 3 years from the date of delivery.	<b>Standard</b>	<b>2770403</b>	<b>USD</b>	<b>0.00</b>
<b>Machine lighting</b>				
Lighting system consisting of 8 halogen and 6 LED working lights. The headlights illuminate the area in front of and behind the machine, both machine sides, the area in front of the milling drum unit and on the chassis unit, the loading area, the ladder/footstep and the operator's platform. The light output of the working lights is approx. 21,100 lumens in total.	<b>Standard</b>	<b>2450350</b>	<b>USD</b>	<b>0.00</b>

High-performance lighting system consisting of 1 halogen and 17 LED working lights. The headlights illuminate the area in front of and behind the machine, both machine sides, the area in front of the milling drum unit and on the chassis unit, the area of the wasp waist, the loading area, the ladder/footstep and the operator's platform. The light output of the working lights is approx. 29,900 lumens in total. LED working lights are extremely bright, shock-resistant and durable.	<b>Option</b>	<b>2450351</b>	<b>USD</b>	<b>2,185.00</b>
<b>Additional devices</b>				
Battery-operated electrohydraulic unit. Weather canopy and engine cover can be lifted with the hydraulic unit.	<b>Standard</b>	<b>2400778</b>	<b>USD</b>	<b>0.00</b>
Battery-operated electrohydraulic unit for milling drum rotation device and hydraulic pick ejector. Weather canopy and engine cover can be lifted with the hydraulic unit. Furthermore, emergency functions such as raising the crawler units, releasing the parking brake, and other cylinder functions can be operated even when the engine is switched off.	<b>Option</b>	<b>2400779</b>	<b>USD</b>	<b>1,805.00</b>
<b>Equipment Options</b>				
<b>Exhaust air filter</b>				
VCS – vacuum cutting system on the discharge conveyor for the extraction of fine material particles and water vapor from the sealed milling drum unit.	<b>Option</b>	<b>2441379</b>	<b>USD</b>	<b>8,604.00</b>
<b>Advance drive</b>				
Equipment of the machine with precision steering. Pushbuttons on the multi-function armrests with a proportional response permit more precise steering of the machine.	<b>Standard</b>	<b>2400798</b>	<b>USD</b>	<b>0.00</b>
<b>Equipment operator's platform</b>				
Operator's platform equipped with weather canopy as well as windscreen and rear window. The side parts of the roof shell can be pulled out and the windows are movable. The complete roof can be folded in electro-hydraulically using a battery operated hydraulic pump for simplified machine transport. In addition, operation with a hand pump is possible. The operator's seat is surrounded by impact and abrasion-resistant Plexiglas panels.	<b>Option</b>	<b>2400795</b>	<b>USD</b>	<b>13,721.00</b>
Additional control unit for ground operation of the machine. Enables the ground crew to control important machine functions on the left side of the machine additionally.	<b>Standard</b>	<b>2400803</b>	<b>USD</b>	<b>0.00</b>
Heating with fan and air outlet openings in the footwell of the operator's platform.	<b>Option</b>	<b>2400791</b>	<b>USD</b>	<b>1,357.00</b>

<b>Milling drum assembly options</b>				
Overload sensor on the scraper for automatic lifting function in case of obstacles. Effectively prevents the scraper from sinking into the loose sub-base, as well as getting stuck on obstacles.	<b>Standard</b>	<b>2483584</b>	<b>USD</b>	<b>0.00</b>
Active floating position on the side plate right and left by continuous comparison between the milling depth and position of the side plate. If required, the side plate is lifted briefly to prevent tilting or sinking into a soft sub-base. (Only possible in conjunction with LEVEL PRO PLUS.)	<b>Option</b>	<b>2478486</b>	<b>USD</b>	<b>1,737.00</b>
<b>Device for milling drum change</b>				
Milling drum assembly trolley for milling drums up to FB1500 (4 ft 11 in), for straightforward milling drum change	<b>Option</b>	<b>2125929</b>	<b>USD</b>	<b>5,266.00</b>
<b>Additional milling units</b>				
FCS milling unit FB600 (24") LA12, with quick-change toolholder system HT22, milling depth max. 11 in / 280 mm, equipped with 79 picks, including scraper bottom part FB600 (24")	<b>Option</b>	<b>2417852</b>	<b>USD</b>	<b>27,536.00</b>
FCS milling unit FB900 (2 ft 11 in) LA15, with quick-change toolholder system HT22, milling depth max. 11 in / 280 mm, equipped with 102 RS picks, including scraper bottom part FB900 (2 ft 11 in)	<b>Option</b>	<b>2417854</b>	<b>USD</b>	<b>32,571.00</b>
FCS milling unit FB1200 (3 ft 11 in) LA15, with quick-change toolholder system HT22, milling depth max. 11 in / 280 mm, equipped with 109 picks, including scraper bottom part FB1200 (3 ft 11 in)	<b>Option</b>	<b>2409827</b>	<b>USD</b>	<b>37,769.00</b>
<b>Cold-start device</b>				
Electrical preheating of the fuel filter to maintain the flow of fuel at low outside temperatures. Serves to guarantee machine operation at temperatures below 0 32 degrees Fahrenheit (0 degrees Celsius).	<b>Option</b>	<b>2400772</b>	<b>USD</b>	<b>774.00</b>
<b>Options for belt conveyor</b>				
Signal lights for visual "stop" and "go" instructions for the truck driver without the use of a horn. The signal lights can be folded in hydraulically from the operator's platform.	<b>Option</b>	<b>2458620</b>	<b>USD</b>	<b>6,664.00</b>

<b>Leveling</b>				
Expansion of the LEVEL PRO PLUS leveling system by a SONIC SKI sensor. Ideal for contact-free wire and soil scanning. Including connection cable and holder.	Option	2410276	USD	5,890.00
<b>Leveling</b>				
Expansion of the leveling system for scanning the surface in front of the milling drum unit. A ski in a mobile mounting scans the height using a position measuring system. The surface shortly ahead of the milling drum unit can thus be taken as a reference if scanning using the side plate is not possible. The scanning can be hydraulically activated from the operator's seat.	Standard	2400801	USD	0.00
<b>Additional control unit LEVEL PRO</b>				
Expansion LEVEL PRO PLUS with an additional operating display, including required connection cable and holder.	Option	2400802	USD	2,891.00
<b>Leveling</b>				
Multiplex pre-fitting comprising 4 sensor sockets and holder for expanding the leveling system with one or two multiplex systems. Permits trouble-free connection of at most 2 multiplex sensors per machine side at a later point.	Option	2459795	USD	1,425.00
Expansion of the leveling system for multiplex system package 3-way right, including 2 x ultrasonic sensors, and connection cable.	Option	2410282	USD	3,800.00
Expansion of the leveling system to make multiplex system package 3-way right and 3-way left, including 4 x ultrasonic sensors and connection cable.	Option	2410283	USD	7,600.00
<b>Water system</b>				
Hydraulically operated high-pressure water cleaner with a maximum performance of 15 l/min / 3 gall 8 pt/min at 150 bar / 2175 psi pressure. Ideal for daily cleaning of the machine, including high pressure lance and 15 m / 50 ft hose.	Option	2438190	USD	2,538.00
<b>Pick changing aids</b>				
Milling drum rotation device with electrohydraulic milling drum drive for slowly turning the milling drum during pick replacement.	Option	2410287	USD	3,054.00
Pneumatic hammer with two pick extractor and inserter tools each as well as 5 m / 16 ft 5 in hose and holder.	Standard	2400775	USD	0.00
Additional folding seat on the rear right chassis unit for additional comfort during the pick change. The entire milling drum can easily be reached from a sitting position.	Option	2411373	USD	977.00

<b>Wirtgen information and diagnostic system</b>				
The actual milling depth is measured by a differential method between sensors on the side plate and sensors on the scraper. The actual milling depth is displayed in the Info menu of the LEVEL PRO PLUS display.	<b>Option</b>	<b>2410291</b>	<b>USD</b>	<b>1,059.00</b>
Equipment of the machine with job data acquisition. The information is shown in the control display.	<b>Option</b>	<b>2410294</b>	<b>USD</b>	<b>1,154.00</b>
<b>Camera system</b>				
Monitor system as maneuvering aid with 2 cameras and screen. Each of these shows the area behind the machine as well as the area at the discharge conveyor.	<b>Standard</b>	<b>2410296</b>	<b>USD</b>	<b>0.00</b>
Monitor system as maneuvering aid with 5 cameras and 2 displays. The cameras show the area behind the machine, the area in front of the loading conveyor, the side plate, the track unit at the front left, the left milled edge, the left side of the machine and the milled surface behind the milling drum unit. 2 additional LED lamps illuminate the camera area and are included in the scope of supply.	<b>In lieu of 2410296</b>	<b>2410297</b>	<b>USD</b>	<b>7,288.00</b>
<b>Other devices</b>				
License plate holder with LED lighting to comply with country-specific regulations.	<b>Option</b>	<b>2659026</b>	<b>USD</b>	<b>461.00</b>
<b>Other devices</b>				
Large sized storage compartment for 10 pick containers on the rear of the machine instead of the standard storage compartment.	<b>Option</b>	<b>2409814</b>	<b>USD</b>	<b>1,086.00</b>
<b>Documentation</b>				
Additional set of technical documentation - North America country version (US)	<b>Option</b>		<b>USD</b>	<b>81.00</b>
Spare part and application documentation English (EN)	<b>Option</b>		<b>USD</b>	<b>14.00</b>



## Price list

### W 200 Hi

#### Scope of supply – basic machine

- 6-CYLINDER DIESEL ENGINE TYPE CUMMINS QSX 15
- Maximum power at 1900 r.p.m.: 455 kW / 610 HP / 619 PS
- Exhaust standard: EU Stage 4 / US EPA Tier 4f
- Standard milling width: 6 ft 10 in / 2100 mm
- Theoretical milling depth: 1 ft / 300 mm

#### STANDARD EQUIPMENT

- Base machine with engine
- Machine chassis with double-sided wasp waist
- Hydraulically opening, soundproof engine cover
- Air compressor system
- Battery-operated hydraulic unit for auxiliary drive
- Cooling system with temperature-controlled fan speed
- Storage compartments for pick containers

#### MILLING DRUM HOUSING

- Milling drum housing with infinitely variable lateral shift function permits milling up to the edge on the right or left side of the machine. The total adjustment range is 2 ft 7 in / 800 mm. (1 ft 4 in left / 1 ft 4 in right / 400 mm left / 400 mm right)
- Hydrostatic drive of the milling drum
- Three electrically selectable milling drum speeds
- Hydraulic material depressor with conveyor lifting function
- Hydraulically movable and positionable scraper plate
- Hydraulically lifting side plate, 1 ft 5 in / 420 mm clearance right and left
- Triple-divided water sprinkling strip in the milling drum unit, segments individually switchable

#### LOADING OF MILLED MATERIAL

- Conveyor system with manually or automatically adjustable conveying speed
- Water spray system in the primary conveyor
- Slewing angle discharge conveyor  $\pm 60^\circ$

#### MACHINE CONTROL AND LEVELLING SYSTEM

- Multi-function control display showing important machine operating conditions
- Comprehensive machine diagnostics displayed on the control screen
- Milling power control with automatic on/off function
- Two exterior panels for operating functions by ground crew
- LEVEL PRO PLUS leveling system right and left
- RAPID SLOPE cross-slope sensor for LEVEL PRO ACTIVE leveling system

#### OPERATOR'S PLATFORM

- Fully anti-vibration mounted operator's platform
- Convenient, individually adjustable control panel
- Convenient access to the operator's platform, left and right
- Lockable control panel covers
- Two mirrors at the front, one mirror at the rear of the machine

#### TRACK UNIT AND HEIGHT ADJUSTMENT

- PTS – automatic alignment of the machine parallel to the pavement surface
- ISC – intelligent track speed control including hydraulic four-track drive
- Fourfold full-floating axle for high machine stability

- Freely selectable steering functions for the four-track steering
- Extremely wear-resistant, two-piece EPS polyurethane track pads

#### MISCELLANEOUS

- Lighting system including 5 halogen floodlights and 4 LED lights in the area of the milling unit
- "Welcome" and "Go home" lights feature including LED lighting in the area of the operator's platform and access
- Large tool kit in lockable tool box
- A total of six EMERGENCY STOP switches in appropriate positions on the machine
- High-pressure water system with automatic on/off function, 261 psi / 18 bar, 17 gal.min / 67 l/min
- Pre-fitting for installing the WITOS FleetView control unit "WIRTGEN Road Technologies Telematics and on-site Solutions" (WITOS) is the intelligent telematics system of the WIRTGEN Road Technologies for efficient fleet and service management worldwide
- European type certification, EuroTest mark and CE conformity

**List price ex subsidiary Wirtgen America** **USD** **861,039.00**

#### Mandatory Options

##### Milling drum housing

Wear-resistant milling drum housing FB2100 (6 ft 11 in) without milling drum	<b>Standard</b>	<b>2193939</b>	<b>USD</b>	<b>0.00</b>
--	-----------------	----------------	------------	-------------

##### Milling drums / milling units

Milling drum with milling width 2100 mm / 6 ft / 11 in, milling depth max. 300 mm / 0 ft 11 in, tool spacing 15 mm / 19/32 in, equipped with quick-change toolholder system HT22 and 190 picks. For a wide range of applications, e.g. removal of surface and binder layer, complete removal of road surfaces or concrete milling work.	<b>Standard</b>	<b>2314413</b>	<b>USD</b>	<b>0.00</b>
---	-----------------	----------------	------------	-------------

#### OPERATOR'S PLATFORM

Flexibly mounted operator's platform with clearly laid-out control panel and control display as well as a large storage compartment (approx. 250 l / 66 gal) on the operator's platform and single stand-up seats on the right and left. The storage compartment has a variable, removable false floor and a lockable lid which can also be used as a seat. It is used for storing tools, pick elements, a coolbox, etc.	<b>Standard</b>	<b>2488411</b>	<b>USD</b>	<b>0.00</b>
--	-----------------	----------------	------------	-------------

Flexibly mounted operator's platform with clear control panels and control display as well as comfortable adjustable operator's seats right and left.	<b>In lieu of 2488411</b>	<b>2446210</b>	<b>USD</b>	<b>1,425.00</b>
---	---------------------------	----------------	------------	-----------------

#### OPERATOR'S PLATFORM

Complete mirror set: 2 mirrors front and one mirror on rear of the machine	<b>Standard</b>	<b>2276347</b>	<b>USD</b>	<b>0.00</b>
--	-----------------	----------------	------------	-------------

Complete mirror set, partial from operator's platform electrically folding as well as additionally heated and with truck stop and go indication	<b>Option</b>	<b>2276348</b>	<b>USD</b>	<b>5,510.00</b>
---	---------------	----------------	------------	-----------------

#### Material transport

Heavy-duty 25 ft 11 in / 7,900 mm long discharge conveyor with conveyor belt system 2 ft 9 in / 850 mm and hydraulic folding device for shortening the transport length	<b>Standard</b>	<b>2446319</b>	<b>USD</b>	<b>0.00</b>
---	-----------------	----------------	------------	-------------

<b>Water tank filling</b>				
Additional water tank filling from the rear of the machine using a shut-off cock.	Standard	2193960	USD	0.00
Additional water tank filling from the rear of the machine with a powerful, hydraulically operated filler pump	Option	2448383	USD	3,596.00
<b>Paint</b>				
Painting in cream RAL 9001 with orange stripes. The entire base of the machine is painted in slate gray RAL 7015.	Standard	2446558	USD	0.00
Monocolor special painting. Cream white color is replaced by a special color (RAL according to customer). The complete lower part of the machine is painted in slate grey RAL 7015.	Option	2446559	USD	2,429.00
<b>Technical documentation</b>				
Technical documentation - North America country version (US)	Standard	2456347	USD	0.00
<b>Telematics</b>				
WITOS FleetView (mobile phone standard 3, 4G) includes a control unit (TCU) with a GPS receiver and the usage rights for the web application WITOS FleetView. The web access function offers a compact overview of the machine status including consumption data, working times, position data, error messages and service intervals. (The actual amount of data available depends on the machine type). The availability of WITOS FleetView is guaranteed for 3 years from the date of delivery.	Standard	2770403	USD	0.00
<b>Machine lighting</b>				
Halogen lighting system 24 V. Consisting of 6 additional halogen working lights for illuminating the working area. The light output is approx. 1,750 lumens per headlight. Including 3 rotary beacons.	Standard	2346607	USD	0.00
Powerful LED lighting system 24 V. Consisting of 6 additional LED working lights for optimum illumination of the working area. LED working lights are extremely bright, shock-resistant and durable. The light output is approx. 3,000 lumens per headlight (halogen approx. 1,750 lumens). Including 3 LED rotary beacons.	Option	2346608	USD	4,261.00
<b>Equipment Options</b>				
<b>Additional weight</b>				
Additional weight 2,425 lbs / 1,100 kg	Standard	2346424	USD	0.00
Large sized storage compartment for 29 pick containers mounted on the rear of the machine instead of the standard storage compartment.	Option	2221603	USD	3,393.00
<b>Exhaust air filter</b>				
VCS extraction system on the discharge conveyor, for extraction of fine material particles and water vapor from the sealed milling unit. For version with long discharge conveyor.	Standard	2566917	USD	0.00

<b>Equipment operator's platform</b>				
Operator's platform equipped with weather canopy including windscreen and rear window. The canopy is equipped with extensions on both sides and protects the entire operator's platform from rain and sunlight. The canopy itself is made of highly durable GFRP and the windscreen and rear window are scratch-resistant laminated protective glass. The canopy can be folded up electrohydraulically to facilitate machine transport.	Option	2492942	USD	14,915.00
Hot air heating in the footwell area of the operator's platform	Option	2174234	USD	1,764.00
<b>Device for milling drum change</b>				
Milling drum mounting and transport cart for milling drums from FB1500 (4 ft 11 in) to FB2500 (8 ft 2 in)	Option	2312515	USD	6,541.00
<b>Cold-start device</b>				
Electrical preheating of the fuel filter to maintain the flow of fuel at low outside temperatures. Serves to guarantee machine operation at temperatures below 0 32 degrees Fahrenheit (0 degrees Celsius).	Option	2344691	USD	1,384.00
<b>Leveling</b>				
Expansion of leveling system by one ultrasonic sensor for scanning in front of the milling drum right or left. Including connection cable and holder.	Standard	2286567	USD	0.00
Expansion of leveling system by two ultrasonic sensors for scanning in front of the milling drum right and left. Including connection cable and holder.	In lieu of 2286567	2283608	USD	1,181.00
<b>Additional control unit LEVEL PRO</b>				
Expansion LEVEL PRO with an additional operating display, including required connection cable	Standard	2137348	USD	0.00
<b>Leveling</b>				
Pre-fitting for multiplex system comprising 4 sensors sockets for expanding the leveling system with one or two multiplex systems. Permits trouble-free connection of at most 2 multiplex sensors per machine side at a later point.	Standard	2436230	USD	0.00
Expansion leveling system for multiplex system package 3-way right, including 2 x ultrasonic sensors, connection cable and holder	Option	2436231	USD	3,149.00
Expansion of leveling system to make multiplex system package 3-way right and 3-way left, including 4 x ultrasonic sensors, connection cable and holder	Option	2436232	USD	6,650.00
<b>Water system</b>				
Powerful, hydraulically operated high pressure water cleaner with a maximum output of 15 l/min (4 gpm) at a pressure of 150 bar (2175 psi).	Option	2193973	USD	2,538.00
<b>Pick changing aids</b>				
Hydraulically driven pick ejector, including the holder and required electrical and hydraulic connections. Ideal for convenient, fast and low-noise pick changes.	Option	2178052	USD	3,610.00

Pneumatic hammer with two pick extractor and inserter tools each as well as 5.00 m / 16 ft 5 in hose.	Standard	2137372	USD	0.00
Fold-open seats on the rear track units for the pick change, with integrated storage compartment for pick change tools and 4 pick containers	Standard	2283946	USD	0.00
<b>Diesel tank filling systems</b>				
Electrically operated diesel suction and pressure pump for the diesel tank filling with 5.00 m suction hose.	Option	2125976	USD	936.00
<b>Wirtgen information and diagnostic system</b>				
The actual milling depth is measured by a differential method between sensors on the side plate and sensors on the scraper. The actual milling depth is displayed in the Info menu of the LEVEL PRO display.	Standard	2219502	USD	0.00
<b>Camera system</b>				
Monitor system as maneuvering aid with 2 cameras. Each of these shows the area behind the machine as well as the area in front of the loading conveyor. The camera images are displayed on the machine control display.	Option	2526011	USD	2,796.00
Monitor system as maneuvering aid with 2 cameras. Camera 1 is installed on the rear of the machine pointing to the rear and camera 2 is installed between the front track units pointing to the front. The camera images are displayed on the machine control display	Standard	2286626	USD	0.00
Extensive monitor system consisting of a total of 6 cameras and an additional monitor. Cameras 1 and 2 show the areas behind the machine as well as ahead of the load belt, and thus facilitate maneuvering and loading. Cameras 3-6 show the area in front of the milling drum unit, the milled area behind the milling unit as well as the side plate and the front right and left chassis units, thereby facilitating the working process. Camera images 1-2 are displayed in the machine control display, camera images 3-6 are output on the additional monitor.	Option	2530073	USD	9,758.00
<b>Other devices</b>				
License plate holder with LED lighting to comply with country-specific regulations.	Option	2658169	USD	461.00
<b>Documentation</b>				
Additional set of technical documentation - North America country version (US)	Option		USD	81.00
Spare part and application documentation English (EN)	Option		USD	14.00

## Price list

### W 200 Fi

#### Scope of supply – basic machine

- 6-CYLINDER DIESEL ENGINE TYPE CUMMINS QSX 15
- Maximum power at 1900 r.p.m.: 455 kW / 610 HP / 619 PS
- Exhaust standard: EU Stage V / US EPA Tier 4f
- Standard milling width: 6 ft 7 in / 2,000 mm
- Theoretical milling depth: 1 ft 1 in / 330 mm

#### STANDARD EQUIPMENT

- Base machine with engine
- Machine frame featuring a single wasp waist at the rear right and a dual wasp waist at the front
- Hydraulically opening, soundproof engine cover
- Air compressor system
- Two cooling fans to minimize power consumption of the cooling system

#### MILLING DRUM HOUSING

- Adjustment of material depressor contact pressure via the control panel or automatically via the MILL ASSIST feature to reduce chunk formation
- Electrical adjustment of scraper contact pressure via the control panel
- Automatically controlled locking feature of scraper
- Single-piece water spray bar in the milling drum unit for reliable pick cooling and to prevent dust development
- Automatic control of the water quantity via the MILL ASSIST feature
- Height adjustment stroke increased by 150 mm to facilitate pick replacement and the exchange of milling drum units
- Pre-fitting to allow the quick exchange of milling drum units.
- Hydraulically lifting side plates, clearance right 450 mm (1 ft 6 in), clearance left 330 mm (1 ft 1 in)

#### LOADING OF MILLED MATERIAL

- Increased conveyor swing angles of 65° each to the left and right
- Discharge conveyor with adjustable conveying speed
- Boost feature for a temporary increase of the belt speed and conveying performance of the discharge conveyor by 20%
- Water spray system in the primary conveyor
- Larger conveyor pump for a constant belt speed even at a low engine speed of 1300 rpm

#### MACHINE CONTROL AND LEVELLING SYSTEM

- User-friendly control panel including 7" color screen
- LEVEL PRO ACTIVE leveling system with numerous automated and complementary operator relieving features
- LEVEL PRO ACTIVE - automatic height control in transport mode
- LEVEL PRO ACTIVE - ramp milling and auto-start feature for the second milling cut
- RAPID SLOPE cross-slope sensor for LEVEL PRO ACTIVE leveling system
- MILL ASSIST assistance system for automatic adjustment of the milling drum speed in accordance with the main area of application and the parameters selected in terms of engine load, advance rate, milling volume and quality of the milling pattern.
- Comprehensive machine diagnostics on the control panel including, for example, a diagnostic system for the CAN bus
- Voltmeter integrated into the control panel for voltage measurement in the event of a malfunction
- Two control panels for operating functions performed by ground crew

#### OPERATOR'S PLATFORM

- Convenient access to the operator's platform, left and right

- Anti-vibration mounted operator's platform across the full width of the machine including fold-out railing, right
- Electrical control cabinet on the operator's platform for optimum accessibility and fast troubleshooting
- Two mirrors at the front, one mirror at the rear of the machine

#### TRACK UNIT AND HEIGHT ADJUSTMENT

- PTS – automatic alignment of the machine parallel to the pavement surface
- ISC – intelligent track speed control including hydraulic four-track drive
- Fourfold full-floating axle for high machine stability
- High travel speed of up to 100 m / min at low engine speeds (1,350 rpm), reduced diesel consumption and low noise emissions.
- Lifting speed of the height adjustment feature increased by 60%

#### MISCELLANEOUS

- "Welcome" and "Go home" lights feature in the area of the operator's platform and access
- Large storage compartment on the machine for pick containers
- High-pressure water system with automatic on/off function, 261 psi / 18 bar, 17 gal.min / 67 l/min
- Good accessibility to all maintenance points on the engine station
- Pneumatic hammer with pick extractor/insertor
- Large tool kit in lockable tool box
- A total of six EMERGENCY STOP switches in appropriate positions on the machine
- Pre-fitting for installing the WITOS FleetView control unit
- European type certification, EuroTest mark and CE conformity

**List price ex subsidiary Wirtgen America**

**USD**

**693,676.00**

#### Mandatory Options

##### Milling drum housing

Wear-resistant milling drum housing FB2200 (7 ft 3 in) without milling drum	<b>Standard</b>	<b>2598404</b>	<b>USD</b>	<b>0.00</b>
---	-----------------	----------------	------------	-------------

##### Milling drums / milling units

Milling drum with milling width 2200 mm (7 ft 3 in), milling depth max. 330 mm / 1 ft 1 in, tool spacing 18 mm / 45/64 in, equipped with quick-change toolholder system HT22 and 155 picks. For a wide range of applications, e.g. removal of surface and binder layer, complete removal of road surfaces or concrete milling work.	<b>Standard</b>	<b>2305117</b>	<b>USD</b>	<b>0.00</b>
---	-----------------	----------------	------------	-------------

##### OPERATOR'S PLATFORM

Flexibly mounted operator's platform with clear control panels and a simple stand-up seat.	<b>Standard</b>	<b>2600317</b>	<b>USD</b>	<b>0.00</b>
--	-----------------	----------------	------------	-------------

##### Material transport

Heavy-duty 7,900 mm (25 ft 11 in) long discharge conveyor with conveyor belt system 850 mm (2 ft 9 in) and hydraulic folding device for shortening the transport length	<b>Standard</b>	<b>2598432</b>	<b>USD</b>	<b>0.00</b>
---	-----------------	----------------	------------	-------------

##### Crawler units

Four track units type B1, 260 mm wide and 1,565 mm long, with extremely wear-resistant, two-piece EPS polyurethane track pads.	<b>Standard</b>	<b>2663715</b>	<b>USD</b>	<b>0.00</b>
--	-----------------	----------------	------------	-------------

<b>Water tank filling</b>				
Additional water tank filling from the rear of the machine using a shut-off cock.	<b>Standard</b>	<b>2549116</b>	<b>USD</b>	<b>0.00</b>
<b>Paint</b>				
Painting in cream RAL 9001 with orange stripes. The entire base of the machine is painted in slate gray RAL 7015.	<b>Standard</b>	<b>2668740</b>	<b>USD</b>	<b>0.00</b>
Film coating in cream RAL 9001 with orange stripes. The entire base of the machine is painted in slate gray RAL 7019	<b>Option</b>	<b>2779483</b>	<b>USD</b>	<b>2,972.00</b>
The film coating is applied in RAL colors and design according to the customer's wishes. Film coating provides protection against mechanical and weather-related damage and can be removed without leaving any marks, if required	<b>Option</b>	<b>2728786</b>	<b>USD</b>	<b>4,126.00</b>
<b>Technical documentation</b>				
Technical documentation - North America country version (US)	<b>Standard</b>	<b>2456347</b>	<b>USD</b>	<b>0.00</b>
<b>Telematics</b>				
WITOS FleetView (mobile phone standard 3, 4G) includes a control unit (TCU) with a GPS receiver and the usage rights for the web application WITOS FleetView. The web access function offers a compact overview of the machine status including consumption data, working times, position data, error messages and service intervals. (The actual amount of data available depends on the machine type). The availability of WITOS FleetView is guaranteed for 3 years from the date of delivery.	<b>Standard</b>	<b>2770403</b>	<b>USD</b>	<b>0.00</b>
The WIRTGEN PERFORMANCE TRACKER WPT is a laser and satellite-supported measuring system for precise milling performance determination for machines with FB2000 or FB2200 without a weather canopy or with an operator's cabin. Two laser scanners measure the actual milling width and milling depth over the distance of the milling path. The milling performance results are automatically sent to the corresponding users via the WITOS interface with precise GPS machine position data and consumption data such as diesel consumption, water consumption, tool consumption and truck loads, in an evaluation and then by e-mail. The milling performance reports that include an image of the milling position can also be used as an allowance report. The usability of WITOS hardware components for the existing mobile radio standard is guaranteed for 3 years from the date of delivery.	<b>Option</b>	<b>2781330</b>	<b>USD</b>	<b>47,066.00</b>



<b>Machine lighting</b>				
Standard lighting system consisting of 18 LED working lights for optimum illumination of the working area. The light output is approx. 20,600 lumens in total.	Standard	2598442	USD	0.00
<b>Equipment Options</b>				
<b>Additional weight</b>				
Two-piece additional weight at the rear of the machine totaling 1,600 kg (3,527 lbs) which enables the machine to be individually ballasted. The individual weights of 850 kg and 750 kg can be easily and quickly inserted and fastened to the rear of the machine.	Option	2598492	USD	6,731.00
<b>Additional weight</b>				
Storage compartment on both the rear track units for 8 pick containers	Option	2598662	USD	1,099.00
<b>Milling drum assembly options</b>				
Milling drum rotation device with electro-hydraulic milling drum drive for slowly turning the milling drum during pick replacement. The diesel engine can be switched off in this case.	Standard	2598658	USD	0.00
Two wear protection rollers that can be attached to the side plates (left or right). The rollers protect the asphalt, curbs, and other surfaces from damage and prevent excessive wear to the side plates.	Option	2662818	USD	801.00
The mounting aid makes it much easier to change the milling drum assembly. Two extended wire ropes from the discharge conveyor are reattached and pull the primary conveyor out of the milling drum housing. This enables the aggregate to be changed without any additional effort. It saves time and work whenever the milling drum assembly needs to be changed.	Option	2598534	USD	448.00
Transport roller set consisting of 4 heavy-duty rollers for easy removal of milling units from FB1500 to FB3800 on level surfaces.	Option	2762958	USD	5,320.00
<b>Options for belt conveyor</b>				
VCS – vacuum cutting system on the discharge conveyor for the extraction of fine material particles and water vapor from the sealed milling drum unit.	Standard	2598495	USD	0.00
Support device for positioning the discharge conveyor on the flat bed truck	Standard	60603	USD	0.00
Semi-automatic ACTIVE CONVEYOR swing angle control that guides the discharge conveyor in construction site situations where milling is carried out at intersections or roundabouts	Option	2598541	USD	1,235.00

<b>Additional control unit LEVEL PRO</b>				
2 Additional 5" control panel for controlling the LEVEL PRO ACTIVE leveling system. Up to two additional control panels can be mounted in the rear lower area of the machines	<b>Standard</b>	<b>2598631</b>	<b>USD</b>	<b>0.00</b>
Additional 2" control panel that can be programmed with up to 16 individually selected functions. Up to two additional control panels can be mounted on the outside railing of the operator's platform	<b>Option</b>	<b>2598664</b>	<b>USD</b>	<b>1,995.00</b>
Two additional 2" control panels that can each be programmed with up to 16 individually selected functions. Up to two additional control panels can be mounted on the outside railing of the operator's platform	<b>Option</b>	<b>2767151</b>	<b>USD</b>	<b>3,990.00</b>
User-specific saving of individually adjustable machine settings such as the display configuration or the assignment of favorites buttons. The data can be saved on five different SMART KEY key fobs with tokens.	<b>Option</b>	<b>2779480</b>	<b>USD</b>	<b>1,235.00</b>
<b>Leveling</b>				
Extension of the LEVEL PRO ACTIVE leveling system with one hydraulic cylinder sensor for scanning a reference surface to the right of the milling drum.	<b>Standard</b>	<b>2598629</b>	<b>USD</b>	<b>0.00</b>
Extension of the LEVEL PRO ACTIVE leveling system with two hydraulic cylinder sensors for scanning a reference surface to the left and the right of the milling drum.	<b>In lieu of 2598629</b>	<b>2598630</b>	<b>USD</b>	<b>2,484.00</b>
<b>Leveling</b>				
Extension of the LEVEL PRO ACTIVE leveling system with multiplex scanning on the right. Two additional ultrasonic sensors scan reference surfaces in front of and behind the machine. During machine transport, the sensors and cables are securely stowed in a corresponding transport box.	<b>Option</b>	<b>2598636</b>	<b>USD</b>	<b>5,157.00</b>
Extension of the LEVEL PRO ACTIVE leveling system with multiplex scanning on the left and right. Four additional ultrasonic sensors scan reference surfaces in front of and behind the machine. During machine transport, the sensors and cables are securely stowed in a corresponding transport box.	<b>Option</b>	<b>2598641</b>	<b>USD</b>	<b>10,016.00</b>

<b>Leveling</b>				
Extension of the LEVEL PRO ACTIVE leveling system with pre-fitting for 3D milling with machines without a weather canopy. The pre-fitting equipment consists of robust and exactly positioned mounting adapters for a 3D system as well as sensor sockets for connecting the sensors to the LEVEL PRO ACTIVE system.	<b>Option</b>	<b>2662822</b>	<b>USD</b>	<b>8,496.00</b>
<b>Camera system</b>				
Two-fold camera system with one camera at the discharge conveyor and one camera with a view of the rear area. The camera images are displayed on the standard 7" control panel on the operator's platform.	<b>Standard</b>	<b>2598677</b>	<b>USD</b>	<b>0.00</b>
<b>Other devices</b>				
Electrical diesel suction and pressure pump with 7.50 m (24 ft 7 in) suction hose. The machine can be refueled with up to 50 l/min (13 gal/min) from external diesel tanks.	<b>Option</b>	<b>2598663</b>	<b>USD</b>	<b>936.00</b>
Hydraulically powered sweeping unit consisting of a central brush and side brushes on both sides used to sweep the milled surface behind the machine. The direction in which the brushes rotate can be changed depending on the desired direction of sweeping. The unit can be folded up hydraulically from the operator's platform during transport or when maneuvering. It is operated via the 2" control panel that comes with the unit.	<b>Option</b>	<b>2779365</b>	<b>USD</b>	<b>45,437.00</b>
<b>Documentation</b>				
Additional set of technical documentation - North America country version (US)	<b>Option</b>		<b>USD</b>	<b>81.00</b>
Spare part and application documentation English (EN)	<b>Option</b>		<b>USD</b>	<b>14.00</b>

## Price list

### W 207 Fi

#### Scope of supply – basic machine

- 6-CYLINDER DIESEL ENGINE TYPE CUMMINS QSX 15
- Maximum power at 1900 r.p.m.: 470 kW / 630 HP / 639 PS
- Exhaust standard: EU Stage V / US EPA Tier 4f
- Standard milling width: 6 ft 7 in / 2,000 mm
- Theoretical milling depth: 1 ft 1 in / 330 mm

#### STANDARD EQUIPMENT

- Base machine with engine
- Machine frame featuring a single wasp waist at the rear right and a dual wasp waist at the front
- Hydraulically opening, soundproof engine cover
- Air compressor system
- Two cooling fans to minimize power consumption of the cooling system

#### MILLING DRUM HOUSING

- Adjustment of material depressor contact pressure via the control panel or automatically via the MILL ASSIST feature to reduce chunk formation
- Electrical adjustment of scraper contact pressure via the control panel
- Automatically controlled locking feature of scraper
- Single-piece water spray bar in the milling drum unit for reliable pick cooling and to prevent dust development
- Automatic control of the water quantity via the MILL ASSIST feature
- Height adjustment stroke increased by 150 mm to facilitate pick replacement and the exchange of milling drum units
- Pre-fitting to allow the quick exchange of milling drum units.
- Hydraulically lifting side plates, clearance right 450 mm (1 ft 6 in), clearance left 330 mm (1 ft 1 in)

#### LOADING OF MILLED MATERIAL

- Increased conveyor swing angles of 65° each to the left and right
- Discharge conveyor with adjustable conveying speed
- Boost feature for a temporary increase of the belt speed and conveying performance of the discharge conveyor by 20%
- Water spray system in the primary conveyor
- Larger conveyor pump for a constant belt speed even at a low engine speed of 1300 rpm

#### MACHINE CONTROL AND LEVELLING SYSTEM

- User-friendly control panel including 7" color screen
- LEVEL PRO ACTIVE leveling system with numerous automated and complementary operator relieving features
- LEVEL PRO ACTIVE - automatic height control in transport mode
- LEVEL PRO ACTIVE - ramp milling and auto-start feature for the second milling cut
- RAPID SLOPE cross-slope sensor for LEVEL PRO ACTIVE leveling system
- MILL ASSIST assistance system for automatic adjustment of the milling drum speed in accordance with the main area of application and the parameters selected in terms of engine load, advance rate, milling volume and quality of the milling pattern.
- Comprehensive machine diagnostics on the control panel including, for example, a diagnostic system for the CAN bus
- Voltmeter integrated into the control panel for voltage measurement in the event of a malfunction
- Two control panels for operating functions performed by ground crew

#### OPERATOR'S PLATFORM

- Convenient access to the operator's platform, left and right

- Anti-vibration mounted operator's platform across the full width of the machine including fold-out railing, right
- Electrical control cabinet on the operator's platform for optimum accessibility and fast troubleshooting
- Two mirrors at the front, one mirror at the rear of the machine

#### TRACK UNIT AND HEIGHT ADJUSTMENT

- PTS – automatic alignment of the machine parallel to the pavement surface
- ISC – intelligent track speed control including hydraulic four-track drive
- Fourfold full-floating axle for high machine stability
- High travel speed of up to 100 m / min at low engine speeds (1,350 rpm), reduced diesel consumption and low noise emissions.
- Lifting speed of the height adjustment feature increased by 60%

#### MISCELLANEOUS

- "Welcome" and "Go home" lights feature in the area of the operator's platform and access
- Large storage compartment on the machine for pick containers
- High-pressure water system with automatic on/off function, 261 psi / 18 bar, 17 gal.min / 67 l/min
- Good accessibility to all maintenance points on the engine station
- Pneumatic hammer with pick extractor/insertor
- Large tool kit in lockable tool box
- A total of six EMERGENCY STOP switches in appropriate positions on the machine
- Pre-fitting for installing the WITOS FleetView control unit
- European type certification, EuroTest mark and CE conformity

**List price ex subsidiary Wirtgen America** **USD** **760,651.00**

#### Mandatory Options

##### Milling drum housing

FB2200 (7 ft 3 in) MCS BASIC quick-change milling drum unit that enables milling drums of the same milling width to be changed particularly quickly.	<b>Standard</b>	<b>2598417</b>	<b>USD</b>	<b>0.00</b>
--	-----------------	----------------	------------	-------------

##### Milling drums / milling units

Milling drum MCS BASIC with milling width 2200 mm / 7 ft 3 in, milling depth max. 350 mm / 1 ft 2 in, tool spacing 15 mm / 19/32 in, equipped with quick-change toolholder system HT22 and 176 picks. For a wide range of applications, e.g. removal of surface and binder layer, complete removal of road surfaces or concrete milling work.	<b>Standard</b>	<b>2611269</b>	<b>USD</b>	<b>0.00</b>
---	-----------------	----------------	------------	-------------

##### OPERATOR'S PLATFORM

Flexibly mounted operator's platform with clear control panels and a simple stand-up seat.	<b>Standard</b>	<b>2600317</b>	<b>USD</b>	<b>0.00</b>
Anti-vibration-mounted operator's platform with easy-to-read control panels and simple stand-up seat. A hydraulically height-adjustable weather canopy protects the operator from the wind and weather.	<b>Option</b>	<b>2600319</b>	<b>USD</b>	<b>15,838.00</b>

<b>Material transport</b>				
Heavy-duty 7,900 mm (25 ft 11 in) long discharge conveyor with conveyor belt system 850 mm (2 ft 9 in) and hydraulic folding device for shortening the transport length	Standard	2598432	USD	0.00
<b>Crawler units</b>				
Four track units type B3, 300 mm wide and 1,730 mm long, with extremely wear-resistant, two-piece EPS polyurethane track pads.	Standard	2663716	USD	0.00
<b>Water tank filling</b>				
Additional water tank filling from the rear of the machine using a shut-off cock.	Standard	2549116	USD	0.00
Additional water tank filling from the rear of the machine with a powerful, hydraulically operated filler pump	Option	2598434	USD	3,909.00
<b>Paint</b>				
Painting in cream RAL 9001 with orange stripes. The entire base of the machine is painted in slate gray RAL 7015.	Standard	2668745	USD	0.00
Film coating in cream RAL 9001 with orange stripes. The entire base of the machine is painted in slate gray RAL 7019	Option	2779484	USD	2,972.00
The film coating is applied in RAL colors and design according to the customer's wishes. Film coating provides protection against mechanical and weather-related damage and can be removed without leaving any marks, if required	Option	2728788	USD	4,126.00
<b>Technical documentation</b>				
Technical documentation - North America country version (US)	Standard	2456347	USD	0.00
<b>Telematics</b>				
WITOS FleetView (mobile phone standard 3, 4G) includes a control unit (TCU) with a GPS receiver and the usage rights for the web application WITOS FleetView. The web access function offers a compact overview of the machine status including consumption data, working times, position data, error messages and service intervals. (The actual amount of data available depends on the machine type). The availability of WITOS FleetView is guaranteed for 3 years from the date of	Standard	2770403	USD	0.00

The WIRTGEN PERFORMANCE TRACKER WPT is a laser and satellite-supported measuring system for precise milling performance determination for machines with FB2000 or FB2200 without a weather canopy or with an operator's cabin. Two laser scanners measure the actual milling width and milling depth over the distance of the milling path. The milling performance results are automatically sent to the corresponding users via the WITOS interface with precise GPS machine position data and consumption data such as diesel consumption, water consumption, tool consumption and truck loads, in an evaluation and then by e-mail. The milling performance reports that include an image of the milling position can also be used as an allowance report. The usability of WITOS	<b>Option</b>	<b>2781330</b>	<b>USD</b>	<b>47,066.00</b>
<b>Machine lighting</b>				
Extended lighting system consisting of 21 extremely powerful LED working lights for optimum illumination of the working area. The light output is approx. 37,600 lumens in total.	<b>Standard</b>	<b>2598443</b>	<b>USD</b>	<b>0.00</b>
<b>Equipment Options</b>				
<b>Additional weight</b>				
Two-piece additional weight at the rear of the machine totaling 1,600 kg (3,527 lbs) which enables the machine to be individually ballasted. The individual weights of 850 kg and 750 kg can be easily and quickly inserted and fastened to the rear of the machine.	<b>Standard</b>	<b>2598492</b>	<b>USD</b>	<b>0.00</b>
<b>Additional weight</b>				
Large sized storage compartment for 69 pick containers mounted at the rear of the machine instead of the standard storage compartment. The storage compartment is splash-proof and additionally contains a completely sealed area to safely store electronic components such as leveling sensors or tool extractors.	<b>Option</b>	<b>2598494</b>	<b>USD</b>	<b>3,216.00</b>
Storage compartment on both the rear track units for 8 pick containers	<b>Standard</b>	<b>2598662</b>	<b>USD</b>	<b>0.00</b>
<b>Milling drum assembly options</b>				
The actual milling depth is determined by calculating the difference in readings from sensors on the side plate and sensors on the scraper. The actual milling depth is displayed on the LEVEL PRO ACTIVE panel.	<b>Standard</b>	<b>2598665</b>	<b>USD</b>	<b>0.00</b>
Overload sensors automatically lift the scraper whenever obstacles are detected that could damage the scraper.	<b>Option</b>	<b>2598528</b>	<b>USD</b>	<b>1,615.00</b>
Active floating position for the side plates on the left and right by continuously adjusting the milling depth and position of the plates. If necessary, the side plates can be briefly raised to prevent them from sinking into the soft ground.	<b>Standard</b>	<b>2598531</b>	<b>USD</b>	<b>0.00</b>

MCS BASIC extended with a hydraulically opening side door on the milling drum unit FB2200 (7 ft 3 in). With additional hydraulic cylinders, the side door can be easily unlocked and opened when changing the milling drum. This enables milling drums in MCS BASIC to be changed even faster.	<b>Standard</b>	<b>2688482</b>	<b>USD</b>	<b>0.00</b>
Electrically switchable sectional water spray bar in the milling drum unit FB2200 (7 ft 3 in). Four areas can be controlled as required from the control panel (automatically controlled with WPT). This significantly reduces water consumption.	<b>Standard</b>	<b>2610096</b>	<b>USD</b>	<b>0.00</b>
Two wear protection rollers that can be attached to the side plates (left or right). The rollers protect the asphalt, curbs, and other surfaces from damage and prevent excessive wear to the side plates.	<b>Option</b>	<b>2662818</b>	<b>USD</b>	<b>801.00</b>
The mounting aid makes it much easier to change the milling drum assembly. Two extended wire ropes from the discharge conveyor are reattached and pull the primary conveyor out of the milling drum housing. This enables the aggregate to be changed without any additional effort. It saves time and work whenever the milling drum assembly needs to be changed.	<b>Option</b>	<b>2598534</b>	<b>USD</b>	<b>448.00</b>
Milling drum mounting and transport cart for milling drums from FB1500 (4 ft 11 in) to FB2500 (8 ft 2 in)	<b>Option</b>	<b>2312515</b>	<b>USD</b>	<b>6,541.00</b>
Transport roller set consisting of 4 heavy-duty rollers for easy removal of milling units from FB1500 to FB3800 on level surfaces.	<b>Option</b>	<b>2762958</b>	<b>USD</b>	<b>5,320.00</b>
<b>Options for belt conveyor</b>				
VCS – vacuum cutting system on the discharge conveyor for the extraction of fine material particles and water vapor from the sealed milling drum unit.	<b>Standard</b>	<b>2598495</b>	<b>USD</b>	<b>0.00</b>
Support device for positioning the discharge conveyor on the flat bed truck	<b>Standard</b>	<b>60603</b>	<b>USD</b>	<b>0.00</b>
Semi-automatic ACTIVE CONVEYOR swing angle control that guides the discharge conveyor in construction site situations where milling is carried out at intersections or roundabouts	<b>Option</b>	<b>2598541</b>	<b>USD</b>	<b>1,235.00</b>



<b>Additional control unit LEVEL PRO</b>				
Two Additional 7" control panel that displays the machine control and controls the LEVEL PRO ACTIVE levelling system. Up to two additional control panels can be mounted in the rear lower area of the machines	<b>Standard</b>	<b>2598632</b>	<b>USD</b>	<b>0.00</b>
Additional 2" control panel that can be programmed with up to 16 individually selected functions. Up to two additional control panels can be mounted on the outside railing of the operator's platform	<b>Standard</b>	<b>2598664</b>	<b>USD</b>	<b>0.00</b>
Two additional 2" control panels that can each be programmed with up to 16 individually selected functions. Up to two additional control panels can be mounted on the outside railing of the operator's platform	<b>Option</b>	<b>2767151</b>	<b>USD</b>	<b>3,990.00</b>
User-specific saving of individually adjustable machine settings such as the display configuration or the assignment of favorites buttons. The data can be saved on five different SMART KEY key fobs with tokens.	<b>Option</b>	<b>2779480</b>	<b>USD</b>	<b>1,235.00</b>
<b>Leveling</b>				
Extension of the LEVEL PRO ACTIVE levelling system with levelling boom. Premounted and adjustable hydraulic cylinders on the left and right allow the use of a Sonic-Ski sensor that is able to scan a reference object up to 1,900 mm away from the milling edge. During machine transport, the sensor and cables are securely stowed in the corresponding transport boxes.	<b>Option</b>	<b>2600969</b>	<b>USD</b>	<b>10,776.00</b>
<b>Leveling</b>				
Extension of the LEVEL PRO ACTIVE leveling system with two hydraulic cylinder sensors for scanning a reference surface to the left and the right of the milling drum.	<b>Standard</b>	<b>2598630</b>	<b>USD</b>	<b>0.00</b>
<b>Leveling</b>				
Extension of the LEVEL PRO ACTIVE leveling system with multiplex scanning on the right. Two additional ultrasonic sensors scan reference surfaces in front of and behind the machine. During machine transport, the sensors and cables are securely stowed in a corresponding transport box.	<b>Option</b>	<b>2598636</b>	<b>USD</b>	<b>5,157.00</b>

Extension of the LEVEL PRO ACTIVE leveling system with multiplex scanning on the left and right. Four additional ultrasonic sensors scan reference surfaces in front of and behind the machine. During machine transport, the sensors and cables are securely stowed in a corresponding transport box.	<b>Option</b>	<b>2598641</b>	<b>USD</b>	<b>10,016.00</b>
<b>Water system</b>				
Powerful, hydraulically operated high pressure water cleaner with a maximum output of 15 l/min (4 gpm) at a pressure of 150 bar (2175 psi).	<b>Option</b>	<b>2598657</b>	<b>USD</b>	<b>2,538.00</b>
<b>Pick changing aids</b>				
Hydraulically driven pick ejector, including the holder and required electrical and hydraulic connections. Ideal for convenient, fast and low-noise pick changes.	<b>Standard</b>	<b>2650081</b>	<b>USD</b>	<b>0.00</b>
<b>Camera system</b>				
Four-fold camera system with an additional 10" control panel for an optimised view of the work processes being executed in front of and behind the machine as well as of the side plates, on the right and left. The camera images are displayed on the 10" control panel on the operator's platform.	<b>Standard</b>	<b>2598678</b>	<b>USD</b>	<b>0.00</b>
Eight-fold camera system with an additional 10" control panel for an optimised view of the work processes being executed in front of and behind the machine, of the side plates on the right and left and of the milled surface behind the milling drum unit. The camera images are displayed on the 10" control panel on the operator's platform.	<b>In lieu of 2598678</b>	<b>2598679</b>	<b>USD</b>	<b>4,004.00</b>
<b>Other devices</b>				
Electrical preheating of the fuel filter to maintain the flow of fuel at low outside temperatures. Serves to guarantee machine operation at temperatures below 0 32 degrees Fahrenheit (0 degrees Celsius).	<b>Option</b>	<b>2622716</b>	<b>USD</b>	<b>597.00</b>
Electrical diesel suction and pressure pump with 7.50 m (24 ft 7 in) suction hose. The machine can be refueled with up to 50 l/min (13 gal/min) from external diesel tanks.	<b>Option</b>	<b>2598663</b>	<b>USD</b>	<b>936.00</b>
License plate holder with LED lighting	<b>Option</b>	<b>2654224</b>	<b>USD</b>	<b>489.00</b>
Hydraulically powered sweeping unit consisting of a central brush and side brushes on both sides used to sweep the milled surface behind the machine. The direction in which the brushes rotate can be changed depending on the desired direction of sweeping. The unit can be folded up hydraulically from the operator's platform during transport or when maneuvering. It is operated via the 2" control panel that comes with the unit.	<b>Option</b>	<b>2779365</b>	<b>USD</b>	<b>45,437.00</b>
<b>Documentation</b>				
Additional set of technical documentation - North America country version (US)	<b>Option</b>		<b>USD</b>	<b>81.00</b>
Spare part and application documentation English (EN)	<b>Option</b>		<b>USD</b>	<b>14.00</b>

**Price list****W 210 Fi - 2200 mm milling drum****Scope of supply – basic machine**

- Engine: 6-cylinder diesel engine: CATERPILLAR C18 ATAAC
- Rated power at 1,950 r.p.m.: 563 kW / 755 HP / 766 PS
- Exhaust standard: EU Stage V / US EPA Tier 4f
- Standard milling width: 6 ft 7 in / 2,000 mm
- Theoretical milling depth: 1 ft 1 in / 330 mm

**STANDARD EQUIPMENT**

- Base machine with engine
- Machine frame featuring a single wasp waist at the rear right and a dual wasp waist at the front
- DUAL SHIFT two-speed powershift transmission for efficient engine speeds combined with powerful milling drum speeds.
- Automatic pressure adjustment of the hydraulic pump for cylinder functions in accordance with performance requirements for reduced diesel consumption
- Hydraulically opening, soundproof engine cover
- Air compressor system
- Battery-operated hydraulic unit for auxiliary drive
- Two cooling fans to minimize power consumption of the cooling system

**MILLING DRUM HOUSING**

- Adjustment of material depressor contact pressure via the control panel or automatically via the MILL ASSIST feature to reduce chunk formation
- Electrical adjustment of scraper contact pressure via the control panel
- Automatically controlled locking feature of scraper
- Milling drum rotation device with electro-hydraulic milling drum drive for slowly turning the milling drum during pick replacement.
- Single-piece water spray bar in the milling drum unit for reliable pick cooling and to prevent dust development
- Automatic control of the water quantity via the MILL ASSIST feature
- Height adjustment stroke increased by 150 mm to facilitate pick replacement and the exchange of milling drum units
- Pre-fitting to allow the quick exchange of milling drum units.
- Hydraulically lifting side plates, clearance right 450 mm (1 ft 6 in), clearance left 330 mm (1 ft 1 in)

**LOADING OF MILLED MATERIAL**

- Increased conveyor swing angles of 65° each to the left and right
- Discharge conveyor with adjustable conveying speed and two slewing speeds for precise loading
- Boost feature for a temporary increase of the belt speed and conveying performance of the discharge conveyor by 20%
- Water spray system in the primary conveyor
- Larger conveyor pump for a constant belt speed even at a low engine speed of 1300 rpm

**MACHINE CONTROL AND LEVELLING SYSTEM**

- User-friendly control panel including 7" color screen
- LEVEL PRO ACTIVE leveling system with numerous automated and complementary operator relieving features
- LEVEL PRO ACTIVE - automatic height control in transport mode
- LEVEL PRO ACTIVE - ramp milling and auto-start feature for the second milling cut
- RAPID SLOPE cross-slope sensor for LEVEL PRO ACTIVE leveling system
- MILL ASSIST assistance system for automatic adjustment of the milling drum speed in accordance with the main area of application and the parameters selected in terms of engine load, advance rate, milling volume and quality of the milling pattern.

- Automatic start-stop feature of the milling drum to reduce diesel consumption
- Comprehensive machine diagnostics on the control panel including, for example, a diagnostic system for the CAN bus
- Voltmeter integrated into the control panel for voltage measurement in the event of a malfunction
- Two control panels for operating functions performed by ground crew

#### **OPERATOR 'S PLATFORM**

- Convenient access to the operator's platform, left and right
- Anti-vibration mounted operator's platform across the full width of the machine including fold-out railing, right
- Electrical control cabinet on the operator's platform for optimum accessibility and fast troubleshooting
- Electrical level indicator for the water tank on the external control panels
- Time display on the main control panel and on the exterior control panels
- Two mirrors at the front, one mirror at the rear of the machine

#### **TRACK UNIT AND HEIGHT ADJUSTMENT**

- PTS – automatic alignment of the machine parallel to the pavement surface
- ISC – intelligent track speed control including hydraulic four-track drive
- Fourfold full-floating axle for high machine stability
- High travel speed of up to 100 m / min at low engine speeds (1,350 rpm), reduced diesel consumption and low noise emissions.
- Lifting speed of the height adjustment feature increased by 60%

#### **MISCELLANEOUS**

- "Welcome" and "Go home" lights feature in the area of the operator's platform and access
- Large storage compartment on the machine for pick containers
- High-pressure water system with automatic on/off function, 261 psi / 18 bar, 17 gal.min / 67 l/min
- Good accessibility to all maintenance points on the engine station
- Pneumatic hammer with pick extractor/insertor
- Large tool kit in lockable tool box
- A total of six EMERGENCY STOP switches in appropriate positions on the machine
- Pre-fitting for installing the WITOS FleetView control unit
- European type certification, EuroTest mark and CE conformity

**List price ex subsidiary Wirtgen America**

**USD**

**850,399.00**

Mandatory Options				
Milling drum housing				
FB2200 (7 ft 3 in) MCS BASIC quick-change milling drum unit that enables milling drums of the same milling width to be changed particularly quickly.	Standard	2598417	USD	0.00
Milling drums / milling units				
Milling drum MCS BASIC with milling width 2200 mm / 7 ft / 3 in, milling depth max. 350 mm / 1 ft 2 in, tool spacing 15 mm / 19/32 in, equipped with quick-change toolholder system HT22 and 176 picks. For a wide range of applications, e.g. removal of surface and binder layer, complete removal of road surfaces or concrete milling work.	Standard	2611269	USD	0.00
OPERATOR'S PLATFORM				
Anti-vibration-mounted operator's platform with easy-to-read control panels, functional stand-up seat and a large, lockable storage compartment with a capacity of approx 69 gal / 260 liters	Standard	2662840	USD	0.00
Anti-vibration-mounted operator's platform with easy-to-read control panels, functional stand-up seat and a large, lockable storage compartment with a capacity of approx 69 gal/260 liters. A hydraulically height-adjustable weather canopy with transparent side weather protection elements protects the operator from the wind and weather.	In lieu of 2662840	2598429	USD	16,041.00
Material transport				
Heavy-duty 7,900 mm (25 ft 11 in) long discharge conveyor with conveyor belt system 850 mm (2 ft 9 in) and hydraulic folding device for shortening the transport length	Standard	2598432	USD	0.00
Water tank filling				
Additional water tank filling from the rear of the machine using a shut-off cock.	Standard	2549116	USD	0.00
Additional water tank filling from the rear of the machine with a powerful, hydraulically operated filler pump	Option	2598434	USD	3,909.00
Paint				
Painting in cream RAL 9001 with orange stripes. The entire base of the machine is painted in slate gray RAL 7015.	Standard	2598435	USD	0.00
Film coating in cream RAL 9001 with orange stripes. The entire base of the machine is painted in slate gray RAL 7019	Option	2779482	USD	2,972.00
The film coating is applied in RAL colors and design according to the customer's wishes. Film coating provides protection against mechanical and weather-related damage and can be removed without leaving any marks, if required	Option	2728766	USD	4,126.00

<b>Technical documentation</b>				
Technical documentation - North America country version (US)	<b>Standard</b>	<b>2456347</b>	<b>USD</b>	<b>0.00</b>
<b>Telematics</b>				
WITOS FleetView (mobile phone standard 3, 4G) includes a control unit (TCU) with a GPS receiver and the usage rights for the web application WITOS FleetView. The web access function offers a compact overview of the machine status including consumption data, working times, position data, error messages and service intervals. (The actual amount of data available depends on the machine type). The availability of WITOS FleetView is guaranteed for 3 years from the date of delivery.	<b>Standard</b>	<b>2770403</b>	<b>USD</b>	<b>0.00</b>
The WIRTGEN PERFORMANCE TRACKER WPT is a laser and satellite-supported measuring system for precise milling performance determination for machines with FB2000 or FB2200 without a weather canopy or with an operator's cabin. Two laser scanners measure the actual milling width and milling depth over the distance of the milling path. The milling performance results are automatically sent to the corresponding users via the WITOS interface with precise GPS machine position data and consumption data such as diesel consumption, water consumption, tool consumption and truck loads, in an evaluation and then by e-mail. The milling performance reports that include an image of the milling position can also be used as an allowance report. The usability of WITOS hardware components for the existing mobile radio standard is guaranteed for 3 years from the date of delivery.	<b>Option</b>	<b>2781330</b>	<b>USD</b>	<b>47,066.00</b>
<b>Machine lighting</b>				
Extended lighting system consisting of 21 extremely powerful LED working lights for optimum illumination of the working area. The light output is approx. 37,600 lumens in total.	<b>Standard</b>	<b>2598443</b>	<b>USD</b>	<b>0.00</b>
Extended lighting system with 19 particularly powerful LED working lights for optimum illumination of the working area. The light output of the working lights amounts to a total of 34,000 lumens. The additional lighting balloon is operated via the 24V power supply of the machine and achieves an additional luminous power of 16,000 lumens.	<b>In lieu of 2598443</b>	<b>2653969</b>	<b>USD</b>	<b>4,818.00</b>

Equipment Options				
<b>Additional weight</b>				
Two-piece additional weight at the rear of the machine totaling 1,600 kg (3,527 lbs) which enables the machine to be individually ballasted. The individual weights of 850 kg and 750 kg can be easily and quickly inserted and fastened to the rear of the machine.	Standard	2598492	USD	0.00
<b>Additional weight</b>				
Large sized storage compartment for 69 pick containers mounted at the rear of the machine instead of the standard storage compartment. The storage compartment is splash-proof and additionally contains a completely sealed area to safely store electronic components such as leveling sensors or tool extractors.	Option	2598494	USD	3,216.00
Storage compartment on both the rear track units for 8 pick containers	Standard	2598662	USD	0.00
<b>Equipment operator's platform</b>				
A powerful hot-air heating system with intelligently arranged air vents close to the operator's hands and feet offers maximum comfort on the operator's platform	Option	2598527	USD	3,868.00
Operator's platform equipped with a height-adjustable stand-up seat for greater operator comfort	Option	2688479	USD	1,086.00
<b>Milling drum assembly options</b>				
The actual milling depth is determined by calculating the difference in readings from sensors on the side plate and sensors on the scraper. The actual milling depth is displayed on the LEVEL PRO ACTIVE panel.	Standard	2598665	USD	0.00
Overload sensors automatically lift the scraper whenever obstacles are detected that could damage the scraper.	Option	2598528	USD	1,615.00
Active floating position for the side plates on the left and right by continuously adjusting the milling depth and position of the plates. If necessary, the side plates can be briefly raised to prevent them from sinking into the soft ground.	Standard	2598531	USD	0.00
MCS BASIC extended with a hydraulically opening side door on the milling drum unit FB2000 (6 ft 7 in). With additional hydraulic cylinders, the side door can be easily unlocked and opened when changing the milling drum. This enables milling drums in MCS BASIC to be changed even faster.	Option	2614824	USD	9,446.00
MCS BASIC extended with a hydraulically opening side door on the milling drum unit FB2200 (7 ft 3 in). With additional hydraulic cylinders, the side door can be easily unlocked and opened when changing the milling drum. This enables milling drums in MCS BASIC to be changed even faster.	Standard	2688482	USD	0.00

Electrically switchable sectional water spray bar in the milling drum unit FB2200 (7 ft 3 in). Four areas can be controlled as required from the control panel (automatically controlled with WPT). This significantly reduces water consumption.	<b>Standard</b>	<b>2610096</b>	<b>USD</b>	<b>0.00</b>
Two wear protection rollers that can be attached to the side plates (left or right). The rollers protect the asphalt, curbs, and other surfaces from damage and prevent excessive wear to the side plates.	<b>Option</b>	<b>2662818</b>	<b>USD</b>	<b>801.00</b>
The mounting aid makes it much easier to change the milling drum assembly. Two extended wire ropes from the discharge conveyor are reattached and pull the primary conveyor out of the milling drum housing. This enables the aggregate to be changed without any additional effort. It saves time and work whenever the milling drum assembly needs to be changed.	<b>Option</b>	<b>2598534</b>	<b>USD</b>	<b>448.00</b>
Milling drum mounting and transport cart for milling drums from FB1500 (4 ft 11 in) to FB2500 (8 ft 2 in)	<b>Option</b>	<b>2312515</b>	<b>USD</b>	<b>6,541.00</b>
Transport roller set consisting of 4 heavy-duty rollers for easy removal of milling units from FB1500 to FB3800 on level surfaces.	<b>Option</b>	<b>2762958</b>	<b>USD</b>	<b>5,320.00</b>
<b>Options for belt conveyor</b>				
VCS – vacuum cutting system on the discharge conveyor for the extraction of fine material particles and water vapor from the sealed milling drum unit.	<b>Standard</b>	<b>2598495</b>	<b>USD</b>	<b>0.00</b>
Signal lights for visual "stop" and "go" instructions for the truck driver without the use of a horn. The signal lights can be folded in hydraulically from the operator's platform.	<b>Option</b>	<b>2598539</b>	<b>USD</b>	<b>4,913.00</b>
Support device for positioning the discharge conveyor on the flat bed truck	<b>Standard</b>	<b>60603</b>	<b>USD</b>	<b>0.00</b>
Semi-automatic ACTIVE CONVEYOR swing angle control that guides the discharge conveyor in construction site situations where milling is carried out at intersections or roundabouts	<b>Option</b>	<b>2598541</b>	<b>USD</b>	<b>1,235.00</b>
<b>Additional control unit LEVEL PRO</b>				
Additional 5" control panel for controlling the LEVEL PRO ACTIVE leveling system. Up to two additional control panels can be mounted in the rear lower area of the machines	<b>Option</b>	<b>2598631</b>	<b>USD</b>	<b>2,361.00</b>



2 Additional 7" control panel that displays the machine control and controls the LEVEL PRO ACTIVE levelling system. Up to two additional control panels can be mounted in the rear lower area of the machines	Standard	2598632	USD	0.00
Additional 2" control panel that can be programmed with up to 16 individually selected functions. Up to two additional control panels can be mounted on the outside railing of the operator's platform	Standard	2598664	USD	0.00
Two additional 2" control panels that can each be programmed with up to 16 individually selected functions. Up to two additional control panels can be mounted on the outside railing of the operator's platform	Option	2767151	USD	3,990.00
User-specific saving of individually adjustable machine settings such as the display configuration or the assignment of favorites buttons. The data can be saved on five different SMART KEY key fobs with tokens.	Option	2779470	USD	1,235.00
<b>Leveling</b>				
Extension of the LEVEL PRO ACTIVE levelling system with levelling boom. Premounted and adjustable hydraulic cylinders on the left and right allow the use of a Sonic-Ski sensor that is able to scan a reference object up to 1,900 mm away from the milling edge. During machine transport, the sensor and cables are securely stowed in the corresponding transport boxes.	Option	2600969	USD	10,776.00
<b>Leveling</b>				
Extension of the LEVEL PRO ACTIVE leveling system with two hydraulic cylinder sensors for scanning a reference surface to the left and the right of the milling drum.	Standard	2598630	USD	0.00
<b>Leveling</b>				
Extension of the LEVEL PRO ACTIVE leveling system with multiplex scanning on the right. Two additional ultrasonic sensors scan reference surfaces in front of and behind the machine. During machine transport, the sensors and cables are securely stowed in a corresponding transport box.	Option	2598636	USD	5,157.00
Extension of the LEVEL PRO ACTIVE leveling system with multiplex scanning on the left and right. Four additional ultrasonic sensors scan reference surfaces in front of and behind the machine. During machine transport, the sensors and cables are securely stowed in a corresponding transport box.	Option	2598641	USD	10,016.00
<b>Leveling</b>				
Extension of the LEVEL PRO ACTIVE leveling system with pre-fitting for 3D milling with machines without a weather canopy. The pre-fitting equipment consists of robust and exactly positioned mounting adapters for a 3D system as well as sensor sockets for connecting the sensors to the LEVEL PRO ACTIVE system.	Option	2662822	USD	8,496.00

Extension of the LEVEL PRO ACTIVE leveling system with two linear laser sensors that can be installed using the pre-fitting equipment for 3D leveling.	<b>Option</b>	<b>2662826</b>	<b>USD</b>	<b>12,879.00</b>
<b>Water system</b>				
Powerful, hydraulically operated high pressure water cleaner with a maximum output of 15 l/min (4 gpm) at a pressure of 150 bar (2175 psi).	<b>Option</b>	<b>2598657</b>	<b>USD</b>	<b>2,538.00</b>
<b>Pick changing aids</b>				
Hydraulically driven pick ejector, including the holder and required electrical and hydraulic connections. Ideal for convenient, fast and low-noise pick changes.	<b>Standard</b>	<b>2598659</b>	<b>USD</b>	<b>0.00</b>
<b>Camera system</b>				
Four-fold camera system with an additional 10" control panel for an optimised view of the work processes being executed in front of and behind the machine as well as of the side plates, on the right and left. The camera images are displayed on the 10" control panel on the operator's platform.	<b>Standard</b>	<b>2598678</b>	<b>USD</b>	<b>0.00</b>
Eight-fold camera system with an additional 10" control panel for an optimised view of the work processes being executed in front of and behind the machine, of the side plates on the right and left and of the milled surface behind the milling drum unit. The camera images are displayed on the 10" control panel on the operator's platform.	<b>In lieu of 2598678</b>	<b>2598679</b>	<b>USD</b>	<b>4,004.00</b>
<b>Other devices</b>				
Dual starter system for maximum starting reliability with an additional automatic engine stop function that reduces diesel consumption.	<b>Option</b>	<b>2647215</b>	<b>USD</b>	<b>4,913.00</b>
Electrical diesel suction and pressure pump with 7.50 m (24 ft 7 in) suction hose. The machine can be refueled with up to 50 l/min (13 gal/min) from external diesel tanks.	<b>Option</b>	<b>2598663</b>	<b>USD</b>	<b>936.00</b>
License plate holder with LED lighting	<b>Option</b>	<b>2654224</b>	<b>USD</b>	<b>489.00</b>
Hydraulically powered sweeping unit consisting of a central brush and side brushes on both sides used to sweep the milled surface behind the machine. The direction in which the brushes rotate can be changed depending on the desired direction of sweeping. The unit can be folded up hydraulically from the operator's platform during transport or when maneuvering. It is operated via the 2" control panel that comes with the unit.	<b>Option</b>	<b>2779365</b>	<b>USD</b>	<b>45,437.00</b>
<b>Documentation</b>				
Additional set of technical documentation - North America country version (US)	<b>Option</b>		<b>USD</b>	<b>81.00</b>
Spare part and application documentation English (EN)	<b>Option</b>		<b>USD</b>	<b>14.00</b>

## Price list

# W 210 Fi - 2500 mm milling drum

### Scope of supply – basic machine

- Engine: 6-cylinder diesel engine: CATERPILLAR C18 ATAAC
- Rated power at 1,950 r.p.m.: 563 kW / 755 HP / 766 PS
- Exhaust standard: EU Stage V / US EPA Tier 4f
- Standard milling width: 6 ft 7 in / 2,000 mm
- Theoretical milling depth: 1 ft 1 in / 330 mm

### STANDARD EQUIPMENT

- Base machine with engine
- Machine frame featuring a single wasp waist at the rear right and a dual wasp waist at the front
- DUAL SHIFT two-speed powershift transmission for efficient engine speeds combined with powerful milling drum speeds.
- Automatic pressure adjustment of the hydraulic pump for cylinder functions in accordance with performance requirements for reduced diesel consumption
- Hydraulically opening, soundproof engine cover
- Air compressor system
- Battery-operated hydraulic unit for auxiliary drive
- Two cooling fans to minimize power consumption of the cooling system

### MILLING DRUM HOUSING

- Adjustment of material depressor contact pressure via the control panel or automatically via the MILL ASSIST feature to reduce chunk formation
- Electrical adjustment of scraper contact pressure via the control panel
- Automatically controlled locking feature of scraper
- Milling drum rotation device with electro-hydraulic milling drum drive for slowly turning the milling drum during pick replacement.
- Single-piece water spray bar in the milling drum unit for reliable pick cooling and to prevent dust development
- Automatic control of the water quantity via the MILL ASSIST feature
- Height adjustment stroke increased by 150 mm to facilitate pick replacement and the exchange of milling drum units
- Pre-fitting to allow the quick exchange of milling drum units.
- Hydraulically lifting side plates, clearance right 450 mm (1 ft 6 in), clearance left 330 mm (1 ft 1 in)

### LOADING OF MILLED MATERIAL

- Increased conveyor swing angles of 65° each to the left and right
- Discharge conveyor with adjustable conveying speed and two slewing speeds for precise loading
- Boost feature for a temporary increase of the belt speed and conveying performance of the discharge conveyor by 20%
- Water spray system in the primary conveyor
- Larger conveyor pump for a constant belt speed even at a low engine speed of 1300 rpm

### MACHINE CONTROL AND LEVELLING SYSTEM

- User-friendly control panel including 7" color screen
- LEVEL PRO ACTIVE leveling system with numerous automated and complementary operator relieving features
- LEVEL PRO ACTIVE - automatic height control in transport mode
- LEVEL PRO ACTIVE - ramp milling and auto-start feature for the second milling cut
- RAPID SLOPE cross-slope sensor for LEVEL PRO ACTIVE leveling system
- MILL ASSIST assistance system for automatic adjustment of the milling drum speed in accordance with the main area of application and the parameters selected in terms of engine load, advance rate, milling volume and quality of the milling pattern.

- Automatic start-stop feature of the milling drum to reduce diesel consumption
- Comprehensive machine diagnostics on the control panel including, for example, a diagnostic system for the CAN bus
- Voltmeter integrated into the control panel for voltage measurement in the event of a malfunction
- Two control panels for operating functions performed by ground crew

#### **OPERATOR 'S PLATFORM**

- Convenient access to the operator's platform, left and right
- Anti-vibration mounted operator's platform across the full width of the machine including fold-out railing, right
- Electrical control cabinet on the operator's platform for optimum accessibility and fast troubleshooting
- Electrical level indicator for the water tank on the external control panels
- Time display on the main control panel and on the exterior control panels
- Two mirrors at the front, one mirror at the rear of the machine

#### **TRACK UNIT AND HEIGHT ADJUSTMENT**

- PTS – automatic alignment of the machine parallel to the pavement surface
- ISC – intelligent track speed control including hydraulic four-track drive
- Fourfold full-floating axle for high machine stability
- High travel speed of up to 100 m / min at low engine speeds (1,350 rpm), reduced diesel consumption and low noise emissions.
- Lifting speed of the height adjustment feature increased by 60%

#### **MISCELLANEOUS**

- "Welcome" and "Go home" lights feature in the area of the operator's platform and access
- Large storage compartment on the machine for pick containers
- High-pressure water system with automatic on/off function, 261 psi / 18 bar, 17 gal.min / 67 l/min
- Good accessibility to all maintenance points on the engine station
- Pneumatic hammer with pick extractor/insertor
- Large tool kit in lockable tool box
- A total of six EMERGENCY STOP switches in appropriate positions on the machine
- Pre-fitting for installing the WITOS FleetView control unit
- European type certification, EuroTest mark and CE conformity

**List price ex subsidiary Wirtgen America**

**USD**

**876,063.00**

Mandatory Options				
Milling drum housing				
FB2500 (8 ft 2 in) MCS BASIC quick-change milling drum unit that enables milling drums of the same milling width to be changed particularly quickly.	Standard	2602549	USD	0.00
Milling drums / milling units				
Milling drum MCS BASIC with milling width 2500 mm / 8 ft / 2 in, milling depth max. 350 mm / 1 ft 2 in, tool spacing 15 mm / 19/32 in, equipped with quick-change toolholder system HT22 and 193 picks. For a wide range of applications, e.g. removal of surface and binder layer, complete removal of road surfaces or concrete milling work.	Standard	2661532	USD	0.00
OPERATOR'S PLATFORM				
Anti-vibration-mounted operator's platform with easy-to-read control panels, functional stand-up seat and a large, lockable storage compartment with a capacity of approx 69 gal / 260 liters	Standard	2662840	USD	0.00
Anti-vibration-mounted operator's platform with easy-to-read control panels, functional stand-up seat and a large, lockable storage compartment with a capacity of approx 69 gal/260 liters. A hydraulically height-adjustable weather canopy with transparent side weather protection elements protects the operator from the wind and weather.	In lieu of 2662840	2598429	USD	16,041.00
Material transport				
Heavy-duty 7,900 mm (25 ft 11 in) long discharge conveyor with conveyor belt system 850 mm (2 ft 9 in) and hydraulic folding device for shortening the transport length	Standard	2598432	USD	0.00
Water tank filling				
Additional water tank filling from the rear of the machine using a shut-off cock.	Standard	2549116	USD	0.00
Additional water tank filling from the rear of the machine with a powerful, hydraulically operated filler pump	Option	2598434	USD	3,909.00
Paint				
Painting in cream RAL 9001 with orange stripes. The entire base of the machine is painted in slate gray RAL 7015.	Standard	2598435	USD	0.00
Film coating in cream RAL 9001 with orange stripes. The entire base of the machine is painted in slate gray RAL 7019	Option	2779482	USD	2,972.00
The film coating is applied in RAL colors and design according to the customer's wishes. Film coating provides protection against mechanical and weather-related damage and can be removed without leaving any marks, if required	Option	2728766	USD	4,126.00

<b>Technical documentation</b>				
Technical documentation - North America country version (US)	<b>Standard</b>	<b>2456347</b>	<b>USD</b>	<b>0.00</b>
<b>Telematics</b>				
WITOS FleetView (mobile phone standard 3, 4G) includes a control unit (TCU) with a GPS receiver and the usage rights for the web application WITOS FleetView. The web access function offers a compact overview of the machine status including consumption data, working times, position data, error messages and service intervals. (The actual amount of data available depends on the machine type). The availability of WITOS FleetView is guaranteed for 3 years from the date of delivery.	<b>Standard</b>	<b>2770403</b>	<b>USD</b>	<b>0.00</b>
The WIRTGEN PERFORMANCE TRACKER WPT is a laser and satellite-supported measuring system for precise milling performance determination for machines with FB2000 or FB2200 without a weather canopy or with an operator's cabin. Two laser scanners measure the actual milling width and milling depth over the distance of the milling path. The milling performance results are automatically sent to the corresponding users via the WITOS interface with precise GPS machine position data and consumption data such as diesel consumption, water consumption, tool consumption and truck loads, in an evaluation and then by e-mail. The milling performance reports that include an image of the milling position can also be used as an allowance report. The usability of WITOS hardware components for the existing mobile radio standard is guaranteed for 3 years from the date of delivery.	<b>Option</b>	<b>2781330</b>	<b>USD</b>	<b>47,066.00</b>
<b>Machine lighting</b>				<b>0.00</b>
Extended lighting system consisting of 21 extremely powerful LED working lights for optimum illumination of the working area. The light output is approx. 37,600 lumens in total.	<b>Standard</b>	<b>2598443</b>	<b>USD</b>	<b>0.00</b>
Extended lighting system with 19 particularly powerful LED working lights for optimum illumination of the working area. The light output of the working lights amounts to a total of 34,000 lumens. The additional lighting balloon is operated via the 24V power supply of the machine and achieves an additional luminous power of 16,000 lumens.	<b>In lieu of 2598443</b>	<b>2653969</b>	<b>USD</b>	<b>4,818.00</b>

Equipment Options				
Additional weight				
Two-piece additional weight at the rear of the machine totaling 1,600 kg (3,527 lbs) which enables the machine to be individually ballasted. The individual weights of 850 kg and 750 kg can be easily and quickly inserted and fastened to the rear of the machine.	Standard	2598492	USD	0.00
Additional weight				
Large sized storage compartment for 69 pick containers mounted at the rear of the machine instead of the standard storage compartment. The storage compartment is splash-proof and additionally contains a completely sealed area to safely store electronic components such as leveling sensors or tool extractors.	Option	2598494	USD	3,216.00
Storage compartment on both the rear track units for 8 pick containers	Standard	2598662	USD	0.00
Equipment operator's platform				
A powerful hot-air heating system with intelligently arranged air vents close to the operator's hands and feet offers maximum comfort on the operator's platform	Option	2598527	USD	3,868.00
Operator's platform equipped with a height-adjustable stand-up seat for greater operator comfort	Option	2688479	USD	1,086.00
Milling drum assembly options				
The actual milling depth is determined by calculating the difference in readings from sensors on the side plate and sensors on the scraper. The actual milling depth is displayed on the LEVEL PRO ACTIVE panel.	Standard	2598665	USD	0.00
Overload sensors automatically lift the scraper whenever obstacles are detected that could damage the scraper.	Option	2598528	USD	1,615.00
Active floating position for the side plates on the left and right by continuously adjusting the milling depth and position of the plates. If necessary, the side plates can be briefly raised to prevent them from sinking into the soft ground.	Standard	2598531	USD	0.00
MCS BASIC extended with a hydraulically opening side door on the milling drum unit FB2500 (8 ft 2 in). With additional hydraulic cylinders, the side door can be easily unlocked and opened when changing the milling drum. This enables milling drums in MCS BASIC to be changed even faster.	Standard	2688484	USD	6,960.00

Sectional, electrically controlled water spray bar in the milling drum assembly FB2500 (8 ft 2 in). Four areas can be controlled from the control panel as needed. This reduces water consumption enormously.	<b>Standard</b>	<b>2610097</b>	<b>USD</b>	<b>2,130.00</b>
Two wear protection rollers that can be attached to the side plates (left or right). The rollers protect the asphalt, curbs, and other surfaces from damage and prevent excessive wear to the side plates.	<b>Option</b>	<b>2662818</b>	<b>USD</b>	<b>801.00</b>
The mounting aid makes it much easier to change the milling drum assembly. Two extended wire ropes from the discharge conveyor are reattached and pull the primary conveyor out of the milling drum housing. This enables the aggregate to be changed without any additional effort. It saves time and work whenever the milling drum assembly needs to be changed.	<b>Option</b>	<b>2598534</b>	<b>USD</b>	<b>448.00</b>
Milling drum mounting and transport cart for milling drums from FB1500 (4 ft 11 in) to FB2500 (8 ft 2 in)	<b>Option</b>	<b>2312515</b>	<b>USD</b>	<b>6,541.00</b>
Transport roller set consisting of 4 heavy-duty rollers for easy removal of milling units from FB1500 to FB3800 on level surfaces.	<b>Option</b>	<b>2762958</b>	<b>USD</b>	<b>5,320.00</b>
<b>Options for belt conveyor</b>				
VCS – vacuum cutting system on the discharge conveyor for the extraction of fine material particles and water vapor from the sealed milling drum unit.	<b>Standard</b>	<b>2598495</b>	<b>USD</b>	<b>0.00</b>
Signal lights for visual "stop" and "go" instructions for the truck driver without the use of a horn. The signal lights can be folded in hydraulically from the operator's platform.	<b>Option</b>	<b>2598539</b>	<b>USD</b>	<b>4,913.00</b>
Support device for positioning the discharge conveyor on the flat bed truck	<b>Standard</b>	<b>60603</b>	<b>USD</b>	<b>0.00</b>
Semi-automatic ACTIVE CONVEYOR swing angle control that guides the discharge conveyor in construction site situations where milling is carried out at intersections or roundabouts	<b>Option</b>	<b>2598541</b>	<b>USD</b>	<b>1,235.00</b>
<b>Additional control unit LEVEL PRO</b>				
Additional 5" control panel for controlling the LEVEL PRO ACTIVE leveling system. Up to two additional control panels can be mounted in the rear lower area of the machines	<b>Option</b>	<b>2598631</b>	<b>USD</b>	<b>2,361.00</b>
2 Additional 7" control panel that displays the machine control and controls the LEVEL PRO ACTIVE levelling system. Up to two additional control panels can be mounted in the rear lower area of the machines	<b>Standard</b>	<b>2598632</b>	<b>USD</b>	<b>0.00</b>
Additional 2" control panel that can be programmed with up to 16 individually selected functions. Up to two additional control panels can be mounted on the outside railing of the operator's platform	<b>Standard</b>	<b>2598664</b>	<b>USD</b>	<b>0.00</b>



Two additional 2" control panels that can each be programmed with up to 16 individually selected functions. Up to two additional control panels can be mounted on the outside railing of the operator's platform	<b>Option</b>	<b>2767151</b>	<b>USD</b>	<b>3,990.00</b>
User-specific saving of individually adjustable machine settings such as the display configuration or the assignment of favorites buttons. The data can be saved on five different SMART KEY key fobs with tokens.	<b>Option</b>	<b>2779470</b>	<b>USD</b>	<b>1,235.00</b>
<b>Leveling</b>				
Extension of the LEVEL PRO ACTIVE levelling system with levelling boom. Premounted and adjustable hydraulic cylinders on the left and right allow the use of a Sonic-Ski sensor that is able to scan a reference object up to 1,900 mm away from the milling edge. During machine transport, the sensor and cables are securely stowed in the corresponding transport boxes.	<b>Option</b>	<b>2600969</b>	<b>USD</b>	<b>10,776.00</b>
<b>Leveling</b>				
Extension of the LEVEL PRO ACTIVE leveling system with two hydraulic cylinder sensors for scanning a reference surface to the left and the right of the milling drum.	<b>Standard</b>	<b>2598630</b>	<b>USD</b>	<b>0.00</b>
<b>Leveling</b>				
Extension of the LEVEL PRO ACTIVE leveling system with multiplex scanning on the right. Two additional ultrasonic sensors scan reference surfaces in front of and behind the machine. During machine transport, the sensors and cables are securely stowed in a corresponding transport box.	<b>Option</b>	<b>2598636</b>	<b>USD</b>	<b>5,157.00</b>
Extension of the LEVEL PRO ACTIVE leveling system with multiplex scanning on the left and right. Four additional ultrasonic sensors scan reference surfaces in front of and behind the machine. During machine transport, the sensors and cables are securely stowed in a corresponding transport box.	<b>Option</b>	<b>2598641</b>	<b>USD</b>	<b>10,016.00</b>
<b>Leveling</b>				
Extension of the LEVEL PRO ACTIVE leveling system with pre-fitting for 3D milling with machines without a weather canopy. The pre-fitting equipment consists of robust and exactly positioned mounting adapters for a 3D system as well as sensor sockets for connecting the sensors to the LEVEL PRO ACTIVE system.	<b>Option</b>	<b>2662822</b>	<b>USD</b>	<b>8,496.00</b>
Extension of the LEVEL PRO ACTIVE leveling system with two linear laser sensors that can be installed using the pre-fitting equipment for 3D leveling.	<b>Option</b>	<b>2662826</b>	<b>USD</b>	<b>12,879.00</b>

<b>Water system</b>				
Powerful, hydraulically operated high pressure water cleaner with a maximum output of 15 l/min (4 gpm) at a pressure of 150 bar (2175 psi).	<b>Option</b>	<b>2598657</b>	<b>USD</b>	<b>2,538.00</b>
<b>Pick changing aids</b>				
Hydraulically driven pick ejector, including the holder and required electrical and hydraulic connections. Ideal for convenient, fast and low-noise pick changes.	<b>Standard</b>	<b>2598659</b>	<b>USD</b>	<b>0.00</b>
<b>Camera system</b>				
Four-fold camera system with an additional 10" control panel for an optimised view of the work processes being executed in front of and behind the machine as well as of the side plates, on the right and left. The camera images are displayed on the 10" control panel on the operator's platform.	<b>Standard</b>	<b>2598678</b>	<b>USD</b>	<b>0.00</b>
Eight-fold camera system with an additional 10" control panel for an optimised view of the work processes being executed in front of and behind the machine, of the side plates on the right and left and of the milled surface behind the milling drum unit. The camera images are displayed on the 10" control panel on the operator's platform.	<b>In lieu of 2598678</b>	<b>2598679</b>	<b>USD</b>	<b>4,004.00</b>
<b>Other devices</b>				
Dual starter system for maximum starting reliability with an additional automatic engine stop function that reduces diesel consumption.	<b>Option</b>	<b>2647215</b>	<b>USD</b>	<b>4,913.00</b>
Electrical diesel suction and pressure pump with 7.50 m (24 ft 7 in) suction hose. The machine can be refueled with up to 50 l/min (13 gal/min) from external diesel tanks.	<b>Option</b>	<b>2598663</b>	<b>USD</b>	<b>936.00</b>
License plate holder with LED lighting	<b>Option</b>	<b>2654224</b>	<b>USD</b>	<b>489.00</b>
Hydraulically powered sweeping unit consisting of a central brush and side brushes on both sides used to sweep the milled surface behind the machine. The direction in which the brushes rotate can be changed depending on the desired direction of sweeping. The unit can be folded up hydraulically from the operator's platform during transport or when maneuvering. It is operated via the 2" control panel that comes with the unit.	<b>Option</b>	<b>2779365</b>	<b>USD</b>	<b>45,437.00</b>
<b>Documentation</b>				
Additional set of technical documentation - North America country version (US)	<b>Option</b>		<b>USD</b>	<b>81.00</b>
Spare part and application documentation English (EN)	<b>Option</b>		<b>USD</b>	<b>14.00</b>

**Price list****W 220 Fi - 2200 mm milling drum****Scope of supply – basic machine**

- Engine: 6-cylinder diesel engine: CATERPILLAR C18 ATAAC
- Rated power at 1,950 r.p.m.: 597 KW / 801 HP / 812 PS
- Exhaust standard: EU Stage V / US EPA Tier 4f
- Standard milling width: 7 ft 3 in / 2,200 mm
- Maximum milling depth: 1 ft 2 in / 350 mm

**STANDARD EQUIPMENT**

- Base machine with engine
- Machine frame featuring a single wasp waist at the rear right and a dual wasp waist at the front
- DUAL SHIFT two-speed powershift transmission for efficient engine speeds combined with powerful milling drum speeds.
- Automatic pressure adjustment of the hydraulic pump for cylinder functions in accordance with performance requirements for reduced diesel consumption
- Hydraulically opening, soundproof engine cover
- Air compressor system
- Battery-operated hydraulic unit for auxiliary drive
- Two cooling fans to minimize power consumption of the cooling system

**MILLING DRUM HOUSING**

- Adjustment of material depressor contact pressure via the control panel or automatically via the MILL ASSIST feature to reduce chunk formation
- Electrical adjustment of scraper contact pressure via the control panel
- Automatically controlled locking feature of scraper
- Milling drum rotation device with electro-hydraulic milling drum drive for slowly turning the milling drum during pick replacement.
- Single-piece water spray bar in the milling drum unit for reliable pick cooling and to prevent dust development
- Automatic control of the water quantity via the MILL ASSIST feature
- Height adjustment stroke increased by 200 mm to facilitate pick replacement and the exchange of milling drum units
- Pre-fitting to allow the quick exchange of milling drum units.
- Hydraulically lifting side plates, clearance right 450 mm (1 ft 6 in), clearance left 330 mm (1 ft 1 in)

**LOADING OF MILLED MATERIAL**

- Increased conveyor swing angles of 65° each to the left and right
- Discharge conveyor with adjustable conveying speed and two slewing speeds for precise loading
- Boost feature for a temporary increase of the belt speed and conveying performance of the discharge conveyor by 20%
- Water spray system in the primary conveyor
- Larger conveyor pump for a constant belt speed even at a low engine speed of 1300 rpm

**MACHINE CONTROL AND LEVELLING SYSTEM**

- User-friendly control panel including 7" color screen
- LEVEL PRO ACTIVE leveling system with numerous automated and complementary operator relieving features
- LEVEL PRO ACTIVE - automatic height control in transport mode
- LEVEL PRO ACTIVE - ramp milling and auto-start feature for the second milling cut
- RAPID SLOPE cross-slope sensor for LEVEL PRO ACTIVE leveling system
- MILL ASSIST assistance system for automatic adjustment of the milling drum speed in accordance with the main area of application and the parameters selected in terms of engine load, advance rate, milling volume and quality of the milling pattern.

- Automatic start-stop feature of the milling drum to reduce diesel consumption
- Comprehensive machine diagnostics on the control panel including, for example, a diagnostic system for the CAN bus
- Voltmeter integrated into the control panel for voltage measurement in the event of a malfunction
- Two control panels for operating functions performed by ground crew

#### OPERATOR 'S PLATFORM

- Convenient access to the operator's platform, left and right
- Anti-vibration mounted operator's platform across the full width of the machine including fold-out railing, right
- Electrical control cabinet on the operator's platform for optimum accessibility and fast troubleshooting
- Electrical level indicator for the water tank on the external control panels
- Time display on the main control panel and on the exterior control panels
- Two mirrors at the front, one mirror at the rear of the machine

#### TRACK UNIT AND HEIGHT ADJUSTMENT

- PTS – automatic alignment of the machine parallel to the pavement surface
- ISC – intelligent track speed control including hydraulic four-track drive
- Fourfold full-floating axle for high machine stability
- High travel speed of up to 88 m / min at low engine speeds (1,350 rpm), reduced diesel consumption and low noise emissions.

#### MISCELLANEOUS

- "Welcome" and "Go home" lights feature in the area of the operator's platform and access
- Large storage compartment on the machine for pick containers
- High-pressure water system with automatic on/off function, 261 psi / 18 bar, 17 gal.min / 67 l/min
- Good accessibility to all maintenance points on the engine station
- Pneumatic hammer with pick extractor/insertor
- Large tool kit in lockable tool box
- A total of six EMERGENCY STOP switches in appropriate positions on the machine
- Pre-fitting for installing the WITOS FleetView control unit
- European type certification, EuroTest mark and CE conformity

<b>List price ex subsidiary Wirtgen America</b>	<b>USD</b>	<b>930,050.00</b>
---	------------	-------------------

#### Mandatory Options

##### Milling drum housing

Wear-resistant, weight-optimized milling drum housing MCS BASIC FB2200 (7 ft 3 in) with pre-fitting enabling a quick and easy change of the milling drums with varying spacings, without milling drum.	<b>Standard</b>	<b>2667113</b>	<b>USD</b>	<b>0.00</b>
--	-----------------	----------------	------------	-------------

##### Milling drums / milling units

Milling drum MCS BASIC with milling width 2200 mm / 7 ft / 3 in, milling depth max. 320 mm / 1ft / 0,5 in, tool spacing 15 mm / 19/32 in, equipped with quick-change toolholder system HT22 and 180 picks. For a wide range of applications, e.g. removal of surface and binder layer, complete removal of road surfaces or concrete milling work.	<b>Standard</b>	<b>2679870</b>	<b>USD</b>	<b>0.00</b>
--	-----------------	----------------	------------	-------------

##### OPERATOR'S PLATFORM

Anti-vibration-mounted operator's platform with easy-to-read control panels, functional stand-up seat and a large, lockable storage compartment with a capacity of approx 69 gal / 260 liters	<b>Standard</b>	<b>2700694</b>	<b>USD</b>	<b>0.00</b>
---	-----------------	----------------	------------	-------------

Anti-vibration-mounted operator's platform with easy-to-read control panels, functional stand-up seat and a large, lockable storage compartment with a capacity of approx 69 gal/260 liters. A hydraulically height-adjustable weather canopy with transparent side weather protection elements protects the operator from the wind and weather.	<b>In lieu of 2700694</b>	<b>2700695</b>	<b>USD</b>	<b>16,041.00</b>
<b>Material transport</b>				
Heavy-duty 26 ft 9 in (8,150 mm) long discharge conveyor with 3 ft 3 in (1,000 mm) conveyor belt system and hydraulic folding device to shorten the transport length	<b>Standard</b>	<b>2667116</b>	<b>USD</b>	<b>0.00</b>
Robust 26 ft 9 in / 8,150 mm long discharge conveyor with conveyor belt system 3 ft 3 in / 1,000 mm	<b>Option</b>	<b>2718941</b>	<b>USD</b>	<b>-13,965.00</b>
<b>Water tank filling</b>				
Additional water tank filling from the rear of the machine using a shut-off cock.	<b>Standard</b>	<b>2667152</b>	<b>USD</b>	<b>0.00</b>
Additional water tank filling from the rear of the machine with a powerful, hydraulically operated filler pump	<b>Option</b>	<b>2667153</b>	<b>USD</b>	<b>3,909.00</b>
<b>Paint</b>				
Film coating in cream RAL 9001 with orange stripes. The entire base of the machine is painted in slate gray RAL 7019	<b>Standard</b>	<b>2700380</b>	<b>USD</b>	<b>0.00</b>
The film coating is applied in RAL colors and design according to the customer's wishes. Film coating provides protection against mechanical and weather-related damage and can be removed without leaving any marks, if required	<b>Option</b>	<b>2700381</b>	<b>USD</b>	<b>1,154.00</b>
<b>Technical documentation</b>				
Technical documentation - North America country version (US)	<b>Standard</b>	<b>2456347</b>	<b>USD</b>	<b>0.00</b>
<b>Telematics</b>				
WITOS FleetView (mobile phone standard 3, 4G) includes a control unit (TCU) with a GPS receiver and the usage rights for the web application WITOS FleetView. The web access function offers a compact overview of the machine status including consumption data, working times, position data, error messages and service intervals. (The actual amount of data available depends on the machine type). The availability of WITOS FleetView is guaranteed for 3 years from the date of delivery.	<b>Standard</b>	<b>2770403</b>	<b>USD</b>	<b>0.00</b>

The WIRTGEN PERFORMANCE TRACKER WPT is a laser and satellite-supported measuring system for precise milling performance determination for machines with FB2000, FB 220 or FB2500 without a weather canopy or with an operator's cabin. Two laser scanners measure the actual milling width and milling depth over the distance of the milling path. The milling performance results are automatically sent to the corresponding users via the WITOS interface with precise GPS machine position data and consumption data such as diesel consumption, water consumption, tool consumption and truck loads, in an evaluation and then by e-mail. The milling performance reports that include an image of the milling position can also be used as an allowance report. The usability of WITOS hardware components for the existing mobile radio standard is guaranteed for 3 years from the date of delivery.	<b>Option</b>	<b>2787665</b>	<b>USD</b>	<b>47,066.00</b>
<b>Machine lighting</b>				<b>0.00</b>
Extended lighting system consisting of 21 extremely powerful LED working lights for optimum illumination of the working area. Total light output of the working lights is approx. 43,600 lumens	<b>Standard</b>	<b>2667172</b>	<b>USD</b>	<b>0.00</b>
Extended lighting system consisting of 21 extremely powerful LED working lights for optimum illumination of the working area. Total light output of the working lights is approximately 43,600 lumens. The additional lighting balloon is powered via the machine's 24V electrical power supply and achieves an additional light output of 50,000 lumens	<b>In lieu of 266172</b>	<b>2667173</b>	<b>USD</b>	<b>4,818.00</b>
<b>Equipment Options</b>				
<b>Additional weight</b>				
Two additional weights located at the rear of the machine with a total weight of 1.500 kg (3,307 lbs) for individual machine ballasting. The individual weights, each weighing 750 kg (1,653 lbs), can be easily and quickly inserted and fastened to the rear of the machine.	<b>Option</b>	<b>2667175</b>	<b>USD</b>	<b>6,731.00</b>
<b>Additional weight</b>				
Large, generously sized storage compartment for 72 pick containers at the rear of the machine instead of the standard storage compartment. The storage compartment is lockable, splash-proof and additionally contains a completely sealed area to safely store electronic components, such as levelling sensors or pick ejectors	<b>Option</b>	<b>2667177</b>	<b>USD</b>	<b>3,216.00</b>
Storage compartment close to both rear track units for 10 pick containers	<b>Standard</b>	<b>2700383</b>	<b>USD</b>	<b>0.00</b>

<b>Equipment operator's platform</b>				
A powerful hot-air heating system with intelligently arranged air vents close to the operator's hands and feet offers maximum comfort on the operator's platform	<b>Option</b>	<b>2745118</b>	<b>USD</b>	<b>3,868.00</b>
Operator's platform equipped with a height-adjustable stand-up seat for greater operator comfort	<b>Standard</b>	<b>2688479</b>	<b>USD</b>	<b>0.00</b>
<b>Milling drum assembly options</b>				
The actual milling depth is determined by calculating the difference in readings from sensors on the side plate and sensors on the scraper. The actual milling depth is displayed on the LEVEL PRO ACTIVE panel.	<b>Standard</b>	<b>2598665</b>	<b>USD</b>	<b>0.00</b>
Overload sensors automatically lift the scraper whenever obstacles are detected that could damage the scraper.	<b>Option</b>	<b>2667192</b>	<b>USD</b>	<b>1,615.00</b>
Active floating position for the side plates on the left and right by continuously adjusting the milling depth and position of the plates. If necessary, the side plates can be briefly raised to prevent them from sinking into the soft ground.	<b>Standard</b>	<b>2598531</b>	<b>USD</b>	<b>0.00</b>
Extension of MCS BASIC with one hydraulically opening side panel on the milling drum unit FB2200/FB2500 (7 ft 3 in/8 ft 2 in). An additional hydraulic cylinder enables the MCS side panel to be easily opened when changing milling drums. This enables MCS BASIC milling drums to be changed even faster.	<b>Standard</b>	<b>2667195</b>	<b>USD</b>	<b>0.00</b>
Electrically switchable sectional water spray bar in the milling drum unit FB2200 (7 ft 3 in). Four areas can be controlled as required from the control panel (automatically controlled with WPT). This significantly reduces water consumption.	<b>Standard</b>	<b>2667199</b>	<b>USD</b>	<b>0.00</b>
Two wear protection rollers that can be attached to the side plates (left or right). The rollers protect the asphalt, curbs, and other surfaces from damage and prevent excessive wear to the side plates.	<b>Option</b>	<b>2662818</b>	<b>USD</b>	<b>801.00</b>
The mounting aid makes it much easier to change the milling drum assembly. Two extended wire ropes from the discharge conveyor are reattached and pull the primary conveyor out of the milling drum housing. This enables the aggregate to be changed without any additional effort. It saves time and work whenever the milling drum assembly needs to be changed.	<b>Standard</b>	<b>2685194</b>	<b>USD</b>	<b>0.00</b>
Transport carriage for milling drum units from FB2200 (7 ft 3 in) to FB4400 (14 ft 5 in) to make it easier to change milling drum units and handle them in the workshop or on the job site.	<b>Option</b>	<b>2282163</b>	<b>USD</b>	<b>17,684.00</b>

Milling drum mounting and transport cart for milling drums from FB1500 (4 ft 11 in) to FB2500 (8 ft 2 in)	<b>Option</b>	<b>2312515</b>	<b>USD</b>	<b>6,541.00</b>
Transport roller set consisting of 4 heavy-duty rollers for easy removal of milling units from FB1500 to FB3800 on level surfaces.	<b>Option</b>	<b>2762958</b>	<b>USD</b>	<b>5,320.00</b>
<b>Options for belt conveyor</b>				
VCS – vacuum cutting system on the discharge conveyor for the extraction of fine material particles and water vapor from the sealed milling drum unit.	<b>Standard</b>	<b>2667207</b>	<b>USD</b>	<b>0.00</b>
Signal lights for visual "stop" and "go" instructions for the truck driver without the use of a horn. The signal lights can be folded in hydraulically from the operator's platform.	<b>Option</b>	<b>2598539</b>	<b>USD</b>	<b>4,913.00</b>
Semi-automatic ACTIVE CONVEYOR swing angle control that guides the discharge conveyor in construction site situations where milling is carried out at intersections or roundabouts	<b>Standard</b>	<b>2703705</b>	<b>USD</b>	<b>0.00</b>
Support device for positioning the discharge conveyor on the flat bed truck	<b>Standard</b>	<b>60603</b>	<b>USD</b>	<b>0.00</b>
<b>Additional control unit LEVEL PRO</b>				
Additional 5" control panel for controlling the LEVEL PRO ACTIVE leveling system. Up to two additional control panels can be mounted in the rear lower area of the machines	<b>Option</b>	<b>2598631</b>	<b>USD</b>	<b>2,361.00</b>
2 Additional 7" control panel that displays the machine control and controls the LEVEL PRO ACTIVE levelling system. Up to two additional control panels can be mounted in the rear lower area of the machines	<b>Standard</b>	<b>2598632</b>	<b>USD</b>	<b>0.00</b>
Additional 2" control panel that can be programmed with up to 16 individually selected functions. Up to two additional control panels can be mounted on the outside railing of the operator's platform	<b>Standard</b>	<b>2598664</b>	<b>USD</b>	<b>0.00</b>
Two additional 2" control panels that can each be programmed with up to 16 individually selected functions. Up to two additional control panels can be mounted on the outside railing of the operator's platform	<b>Option</b>	<b>2767151</b>	<b>USD</b>	<b>3,990.00</b>
User-specific saving of individually adjustable machine settings such as the display configuration or the assignment of favorites buttons. The data can be saved on five different SMART KEY key fobs with tokens.	<b>Standard</b>	<b>2779470</b>	<b>USD</b>	<b>0.00</b>



<b>Leveling</b>				
Extension of the LEVEL PRO ACTIVE levelling system with levelling boom. Premounted and adjustable hydraulic cylinders on the left and right allow the use of a Sonic-Ski sensor that is able to scan a reference object up to 1,900 mm away from the milling edge. During machine transport, the sensor and cables are securely stowed in the corresponding transport boxes.	<b>Option</b>	<b>2667237</b>	<b>USD</b>	<b>10,776.00</b>
<b>Leveling</b>				
Extension of the LEVEL PRO ACTIVE leveling system with two hydraulic cylinder sensors for scanning a reference surface to the left and the right of the milling drum.	<b>Standard</b>	<b>2667241</b>	<b>USD</b>	<b>0.00</b>
<b>Leveling</b>				
Extension of the LEVEL PRO ACTIVE leveling system with multiplex scanning on the right. Two additional ultrasonic sensors scan reference surfaces in front of and behind the machine. During machine transport, the sensors and cables are securely stowed in a corresponding transport box.	<b>Option</b>	<b>2673212</b>	<b>USD</b>	<b>5,157.00</b>
Extension of the LEVEL PRO ACTIVE leveling system with multiplex scanning on the left and right. Four additional ultrasonic sensors scan reference surfaces in front of and behind the machine. During machine transport, the sensors and cables are securely stowed in a corresponding transport box.	<b>Option</b>	<b>2673213</b>	<b>USD</b>	<b>10,016.00</b>
<b>Leveling</b>				
Extension of the LEVEL PRO ACTIVE leveling system with pre-fitting for 3D milling with machines without a weather canopy. The pre-fitting equipment consists of robust and exactly positioned mounting adapters for a 3D system as well as sensor sockets for connecting the sensors to the LEVEL PRO ACTIVE system.	<b>Option</b>	<b>2667342</b>	<b>USD</b>	<b>8,496.00</b>
Extension of the LEVEL PRO ACTIVE leveling system with pre-fitting for 3D milling with machines with a weather canopy. The pre-fitting equipment consists of robust and exactly positioned mounting adapters for a 3D system as well as sensor sockets for connecting the sensors to the LEVEL PRO ACTIVE system.	<b>Option</b>	<b>2667343</b>	<b>USD</b>	<b>2,131.00</b>
<b>Water system</b>				
Powerful, hydraulically operated high pressure water cleaner with a maximum output of 15 l/min (4 gpm) at a pressure of 150 bar (2175 psi).	<b>Option</b>	<b>2667357</b>	<b>USD</b>	<b>2,538.00</b>

<b>Pick changing aids</b>				
One hydraulically powered pick ejector, including the required electrical and hydraulic connections. Ideal for convenient, fast and low-noise pick changes.	<b>Standard</b>	<b>2745119</b>	<b>USD</b>	<b>0.00</b>
Two hydraulically powered pick ejectors, including the required electrical and hydraulic connections. Ideal for convenient, fast and low-noise pick changes.	<b>In lieu of 2745119</b>	<b>2793518</b>	<b>USD</b>	<b>2,484.00</b>
<b>Camera system</b>				
Two-fold camera system with one camera at the discharge conveyor and one camera with a view of the rear area. The camera images are displayed on the standard 7" control panel on the operator's platform.	<b>In lieu of 2673434</b>	<b>2673433</b>	<b>USD</b>	<b>-4,031.00</b>
Four-fold camera system with an additional 10" control panel for an optimised view of the work processes being executed in front of and behind the machine as well as of the side plates, on the right and left. The camera images are displayed on the 10" control panel on the operator's platform.	<b>Standard</b>	<b>2673434</b>	<b>USD</b>	<b>0.00</b>
Eight-fold camera system with an additional 10" control panel for an optimised view of the work processes being executed in front of and behind the machine, of the side plates on the right and left and of the milled surface behind the milling drum unit. The camera images are displayed on the 10" control panel on the operator's platform.	<b>In lieu of 2673434</b>	<b>2673435</b>	<b>USD</b>	<b>4,004.00</b>
<b>Other devices</b>				
Dual starter system for maximum starting reliability with an additional automatic engine stop function that reduces diesel consumption.	<b>Option</b>	<b>2745138</b>	<b>USD</b>	<b>4,913.00</b>
Electrical diesel suction and pressure pump with 7.50 m (24 ft 7 in) suction hose. The machine can be refueled with up to 50 l/min (13 gal/min) from external diesel tanks.	<b>Option</b>	<b>2673456</b>	<b>USD</b>	<b>936.00</b>
License plate holder with LED lighting	<b>Option</b>	<b>2654224</b>	<b>USD</b>	<b>489.00</b>
<b>Documentation</b>				
Additional set of technical documentation - North America country version (US)	<b>Option</b>		<b>USD</b>	<b>81.00</b>
Spare part and application documentation English (EN)	<b>Option</b>		<b>USD</b>	<b>14.00</b>

## Price list

# W 220 Fi - 2500 mm milling drum

### Scope of supply – basic machine

- Engine: 6-cylinder diesel engine: CATERPILLAR C18 ATAAC
- Rated power at 1,950 r.p.m.: 597 KW / 801 HP / 812 PS
- Exhaust standard: EU Stage V / US EPA Tier 4f
- Standard milling width: 7 ft 3 in / 2,200 mm
- Maximum milling depth: 1 ft 2 in / 350 mm

### STANDARD EQUIPMENT

- Base machine with engine
- Machine frame featuring a single wasp waist at the rear right and a dual wasp waist at the front
- DUAL SHIFT two-speed powershift transmission for efficient engine speeds combined with powerful milling drum speeds.
- Automatic pressure adjustment of the hydraulic pump for cylinder functions in accordance with performance requirements for reduced diesel consumption
- Hydraulically opening, soundproof engine cover
- Air compressor system
- Battery-operated hydraulic unit for auxiliary drive
- Two cooling fans to minimize power consumption of the cooling system

### MILLING DRUM HOUSING

- Adjustment of material depressor contact pressure via the control panel or automatically via the MILL ASSIST feature to reduce chunk formation
- Electrical adjustment of scraper contact pressure via the control panel
- Automatically controlled locking feature of scraper
- Milling drum rotation device with electro-hydraulic milling drum drive for slowly turning the milling drum during pick replacement.
- Single-piece water spray bar in the milling drum unit for reliable pick cooling and to prevent dust development
- Automatic control of the water quantity via the MILL ASSIST feature
- Height adjustment stroke increased by 200 mm to facilitate pick replacement and the exchange of milling drum units
- Pre-fitting to allow the quick exchange of milling drum units.
- Hydraulically lifting side plates, clearance right 450 mm (1 ft 6 in), clearance left 330 mm (1 ft 1 in)

### LOADING OF MILLED MATERIAL

- Increased conveyor swing angles of 65° each to the left and right
- Discharge conveyor with adjustable conveying speed and two slewing speeds for precise loading
- Boost feature for a temporary increase of the belt speed and conveying performance of the discharge conveyor by 20%
- Water spray system in the primary conveyor
- Larger conveyor pump for a constant belt speed even at a low engine speed of 1300 rpm

### MACHINE CONTROL AND LEVELLING SYSTEM

- User-friendly control panel including 7" color screen
- LEVEL PRO ACTIVE leveling system with numerous automated and complementary operator relieving features
- LEVEL PRO ACTIVE - automatic height control in transport mode
- LEVEL PRO ACTIVE - ramp milling and auto-start feature for the second milling cut
- RAPID SLOPE cross-slope sensor for LEVEL PRO ACTIVE leveling system
- MILL ASSIST assistance system for automatic adjustment of the milling drum speed in accordance with the main area of application and the parameters selected in terms of engine load, advance rate, milling volume and quality of the milling pattern.

- Automatic start-stop feature of the milling drum to reduce diesel consumption
- Comprehensive machine diagnostics on the control panel including, for example, a diagnostic system for the CAN bus
- Voltmeter integrated into the control panel for voltage measurement in the event of a malfunction
- Two control panels for operating functions performed by ground crew

#### OPERATOR 'S PLATFORM

- Convenient access to the operator's platform, left and right
- Anti-vibration mounted operator's platform across the full width of the machine including fold-out railing, right
- Electrical control cabinet on the operator's platform for optimum accessibility and fast troubleshooting
- Electrical level indicator for the water tank on the external control panels
- Time display on the main control panel and on the exterior control panels
- Two mirrors at the front, one mirror at the rear of the machine

#### TRACK UNIT AND HEIGHT ADJUSTMENT

- PTS – automatic alignment of the machine parallel to the pavement surface
- ISC – intelligent track speed control including hydraulic four-track drive
- Fourfold full-floating axle for high machine stability
- High travel speed of up to 88 m / min at low engine speeds (1,350 rpm), reduced diesel consumption and low noise emissions.

#### MISCELLANEOUS

- "Welcome" and "Go home" lights feature in the area of the operator's platform and access
- Large storage compartment on the machine for pick containers
- High-pressure water system with automatic on/off function, 261 psi / 18 bar, 17 gal.min / 67 l/min
- Good accessibility to all maintenance points on the engine station
- Pneumatic hammer with pick extractor/insertor
- Large tool kit in lockable tool box
- A total of six EMERGENCY STOP switches in appropriate positions on the machine
- Pre-fitting for installing the WITOS FleetView control unit
- European type certification, EuroTest mark and CE conformity

<b>List price ex subsidiary Wirtgen America</b>	<b>USD</b>	<b>954,954.00</b>
---	------------	-------------------

#### Mandatory Options

##### Milling drum housing

Wear-resistant milling drum housing MCS BASIC FB2500 (8 ft 2 in) with pre-fitting enabling a quick and easy change of the milling drums with varying spacings, without milling drum.	<b>Standard</b>	<b>2782697</b>	<b>USD</b>	<b>0.00</b>
--	-----------------	----------------	------------	-------------

##### Milling drums / milling units

Milling drum MCS BASIC with milling width 2500 mm / 8 ft / 2 in, milling depth max. 350 mm / 1 ft 2 in, tool spacing 15 mm / 19/32 in, equipped with quick-change toolholder system HT22 and 196 picks. For a wide range of applications, e.g. removal of surface and binder layer, complete removal of road surfaces or concrete milling work.	<b>Standard</b>	<b>2679915</b>	<b>USD</b>	<b>0.00</b>
---	-----------------	----------------	------------	-------------

<b>OPERATOR'S PLATFORM</b>				
Anti-vibration-mounted operator's platform with easy-to-read control panels, functional stand-up seat and a large, lockable storage compartment with a capacity of approx 69 gal / 260 liters	<b>Standard</b>	<b>2700694</b>	<b>USD</b>	<b>0.00</b>
Anti-vibration-mounted operator's platform with easy-to-read control panels, functional stand-up seat and a large, lockable storage compartment with a capacity of approx 69 gal/260 liters. A hydraulically height-adjustable weather canopy with transparent side weather protection elements protects the operator from the wind and weather.	<b>In lieu of 2700694</b>	<b>2700695</b>	<b>USD</b>	<b>16,041.00</b>
<b>Material transport</b>				
Heavy-duty 26 ft 9 in (8,150 mm) long discharge conveyor with 3 ft 3 in (1,000 mm) conveyor belt system and hydraulic folding device to shorten the transport length	<b>Standard</b>	<b>2667116</b>	<b>USD</b>	<b>0.00</b>
Robust 26 ft 9 in / 8,150 mm long discharge conveyor with conveyor belt system 3 ft 3 in / 1,000 mm	<b>Option</b>	<b>2718941</b>	<b>USD</b>	<b>-13,965.00</b>
<b>Water tank filling</b>				
Additional water tank filling from the rear of the machine using a shut-off cock.	<b>Standard</b>	<b>2667152</b>	<b>USD</b>	<b>0.00</b>
Additional water tank filling from the rear of the machine with a powerful, hydraulically operated filler pump	<b>Option</b>	<b>2667153</b>	<b>USD</b>	<b>3,909.00</b>
<b>Paint</b>				
Film coating in cream RAL 9001 with orange stripes. The entire base of the machine is painted in slate gray RAL 7019	<b>Standard</b>	<b>2700380</b>	<b>USD</b>	<b>0.00</b>
The film coating is applied in RAL colors and design according to the customer's wishes. Film coating provides protection against mechanical and weather-related damage and can be removed without leaving any marks, if required	<b>Option</b>	<b>2700381</b>	<b>USD</b>	<b>1,154.00</b>
<b>Technical documentation</b>				
Technical documentation - North America country version (US)	<b>Standard</b>	<b>2456347</b>	<b>USD</b>	<b>0.00</b>

<b>Telematics</b>				
WITOS FleetView (mobile phone standard 3, 4G) includes a control unit (TCU) with a GPS receiver and the usage rights for the web application WITOS FleetView. The web access function offers a compact overview of the machine status including consumption data, working times, position data, error messages and service intervals. (The actual amount of data available depends on the machine type). The availability of WITOS FleetView is guaranteed for 3 years from the date of delivery.	<b>Standard</b>	<b>2770403</b>	<b>USD</b>	<b>0.00</b>
The WIRTGEN PERFORMANCE TRACKER WPT is a laser and satellite-supported measuring system for precise milling performance determination for machines with FB2000, FB 220 or FB2500 without a weather canopy or with an operator's cabin. Two laser scanners measure the actual milling width and milling depth over the distance of the milling path. The milling performance results are automatically sent to the corresponding users via the WITOS interface with precise GPS machine position data and consumption data such as diesel consumption, water consumption, tool consumption and truck loads, in an evaluation and then by e-mail. The milling performance reports that include an image of the milling position can also be used as an allowance report. The usability of WITOS hardware components for the existing mobile radio standard is guaranteed for 3 years from the date of delivery.	<b>Option</b>	<b>2787665</b>	<b>USD</b>	<b>47,066.00</b>
<b>Machine lighting</b>				<b>0.00</b>
Extended lighting system consisting of 21 extremely powerful LED working lights for optimum illumination of the working area. Total light output of the working lights is approx. 43,600 lumens	<b>Standard</b>	<b>2667172</b>	<b>USD</b>	<b>0.00</b>
Extended lighting system consisting of 21 extremely powerful LED working lights for optimum illumination of the working area. Total light output of the working lights is approximately 43,600 lumens. The additional lighting balloon is powered via the machine's 24V electrical power supply and achieves an additional light output of 50,000 lumens	<b>In lieu of 266172</b>	<b>2667173</b>	<b>USD</b>	<b>4,818.00</b>

Equipment Options				
<b>Additional weight</b>				
Two additional weights located at the rear of the machine with a total weight of 1.500 kg (3,307 lbs) for individual machine ballasting. The individual weights, each weighing 750 kg (1,653 lbs), can be easily and quickly inserted and fastened to the rear of the machine.	Option	2667175	USD	6,731.00
<b>Additional weight</b>				
Large, generously sized storage compartment for 72 pick containers at the rear of the machine instead of the standard storage compartment. The storage compartment is lockable, splash-proof and additionally contains a completely sealed area to safely store electronic components, such as levelling sensors or pick ejectors	Option	2667177	USD	3,216.00
Storage compartment close to both rear track units for 10 pick containers	Standard	2700383	USD	0.00
<b>Equipment operator's platform</b>				
A powerful hot-air heating system with intelligently arranged air vents close to the operator's hands and feet offers maximum comfort on the operator's platform	Option	2745118	USD	3,868.00
Operator's platform equipped with a height-adjustable stand-up seat for greater operator comfort	Standard	2688479	USD	0.00
<b>Milling drum assembly options</b>				
The actual milling depth is determined by calculating the difference in readings from sensors on the side plate and sensors on the scraper. The actual milling depth is displayed on the LEVEL PRO ACTIVE panel.	Standard	2598665	USD	0.00
Overload sensors automatically lift the scraper whenever obstacles are detected that could damage the scraper.	Option	2667192	USD	1,615.00
Active floating position for the side plates on the left and right by continuously adjusting the milling depth and position of the plates. If necessary, the side plates can be briefly raised to prevent them from sinking into the soft ground.	Standard	2598531	USD	0.00
Extension of MCS BASIC with one hydraulically opening side panel on the milling drum unit FB2200/FB2500 (7 ft 3 in/8 ft 2 in). An additional hydraulic cylinder enables the MCS side panel to be easily opened when changing milling drums. This enables MCS BASIC milling drums to be changed even faster.	Standard	2667195	USD	0.00
Electrically switchable sectional water spray bar in the milling drum assembly FB2500 (8 ft 2 in). Four areas can be controlled as required from the control panel (automatically controlled with WPT). This reduces water consumption enormously.	Standard	2667200	USD	0.00

Two wear protection rollers that can be attached to the side plates (left or right). The rollers protect the asphalt, curbs, and other surfaces from damage and prevent excessive wear to the side plates.	<b>Option</b>	<b>2662818</b>	<b>USD</b>	<b>801.00</b>
The mounting aid makes it much easier to change the milling drum assembly. Two extended wire ropes from the discharge conveyor are reattached and pull the primary conveyor out of the milling drum housing. This enables the aggregate to be changed without any additional effort. It saves time and work whenever the milling drum assembly needs to be changed.	<b>Standard</b>	<b>2685194</b>	<b>USD</b>	<b>0.00</b>
Transport carriage for milling drum units from FB2200 (7 ft 3 in) to FB4400 (14 ft 5 in) to make it easier to change milling drum units and handle them in the workshop or on the job site.	<b>Option</b>	<b>2282163</b>	<b>USD</b>	<b>17,684.00</b>
Milling drum mounting and transport cart for milling drums from FB1500 (4 ft 11 in) to FB2500 (8 ft 2 in)	<b>Option</b>	<b>2312515</b>	<b>USD</b>	<b>6,541.00</b>
Transport roller set consisting of 4 heavy-duty rollers for easy removal of milling units from FB1500 to FB3800 on level surfaces.	<b>Option</b>	<b>2762958</b>	<b>USD</b>	<b>5,320.00</b>
<b>Options for belt conveyor</b>				
VCS – vacuum cutting system on the discharge conveyor for the extraction of fine material particles and water vapor from the sealed milling drum unit.	<b>Standard</b>	<b>2667207</b>	<b>USD</b>	<b>0.00</b>
Signal lights for visual "stop" and "go" instructions for the truck driver without the use of a horn. The signal lights can be folded in hydraulically from the operator's platform.	<b>Option</b>	<b>2598539</b>	<b>USD</b>	<b>4,913.00</b>
Semi-automatic ACTIVE CONVEYOR swing angle control that guides the discharge conveyor in construction site situations where milling is carried out at intersections or roundabouts	<b>Standard</b>	<b>2703705</b>	<b>USD</b>	<b>0.00</b>
Support device for positioning the discharge conveyor on the flat bed truck	<b>Standard</b>	<b>60603</b>	<b>USD</b>	<b>0.00</b>
<b>Additional control unit LEVEL PRO</b>				
Additional 5" control panel for controlling the LEVEL PRO ACTIVE leveling system. Up to two additional control panels can be mounted in the rear lower area of the machines	<b>Option</b>	<b>2598631</b>	<b>USD</b>	<b>2,361.00</b>
2 Additional 7" control panel that displays the machine control and controls the LEVEL PRO ACTIVE levelling system. Up to two additional control panels can be mounted in the rear lower area of the machines	<b>Standard</b>	<b>2598632</b>	<b>USD</b>	<b>0.00</b>



Additional 2" control panel that can be programmed with up to 16 individually selected functions. Up to two additional control panels can be mounted on the outside railing of the operator's platform	<b>Standard</b>	<b>2598664</b>	<b>USD</b>	<b>0.00</b>
Two additional 2" control panels that can each be programmed with up to 16 individually selected functions. Up to two additional control panels can be mounted on the outside railing of the operator's platform	<b>Option</b>	<b>2767151</b>	<b>USD</b>	<b>3,990.00</b>
User-specific saving of individually adjustable machine settings such as the display configuration or the assignment of favorites buttons. The data can be saved on five different SMART KEY key fobs with tokens.	<b>Standard</b>	<b>2779470</b>	<b>USD</b>	<b>0.00</b>
<b>Leveling</b>				
Extension of the LEVEL PRO ACTIVE levelling system with levelling boom. Premounted and adjustable hydraulic cylinders on the left and right allow the use of a Sonic-Ski sensor that is able to scan a reference object up to 1,900 mm away from the milling edge. During machine transport, the sensor and cables are securely stowed in the corresponding transport boxes.	<b>Option</b>	<b>2667237</b>	<b>USD</b>	<b>10,776.00</b>
<b>Leveling</b>				
Extension of the LEVEL PRO ACTIVE leveling system with two hydraulic cylinder sensors for scanning a reference surface to the left and the right of the milling drum.	<b>Standard</b>	<b>2667241</b>	<b>USD</b>	<b>0.00</b>
<b>Leveling</b>				
Extension of the LEVEL PRO ACTIVE leveling system with multiplex scanning on the right. Two additional ultrasonic sensors scan reference surfaces in front of and behind the machine. During machine transport, the sensors and cables are securely stowed in a corresponding transport box.	<b>Option</b>	<b>2673212</b>	<b>USD</b>	<b>5,157.00</b>
Extension of the LEVEL PRO ACTIVE leveling system with multiplex scanning on the left and right. Four additional ultrasonic sensors scan reference surfaces in front of and behind the machine. During machine transport, the sensors and cables are securely stowed in a corresponding transport box.	<b>Option</b>	<b>2673213</b>	<b>USD</b>	<b>10,016.00</b>
<b>Leveling</b>				
Extension of the LEVEL PRO ACTIVE leveling system with pre-fitting for 3D milling with machines without a weather canopy. The pre-fitting equipment consists of robust and exactly positioned mounting adapters for a 3D system as well as sensor sockets for connecting the sensors to the LEVEL PRO ACTIVE system.	<b>Option</b>	<b>2667342</b>	<b>USD</b>	<b>8,496.00</b>

Extension of the LEVEL PRO ACTIVE leveling system with pre-fitting for 3D milling with machines with a weather canopy. The pre-fitting equipment consists of robust and exactly positioned mounting adapters for a 3D system as well as sensor sockets for connecting the sensors to the LEVEL PRO ACTIVE system.	Option	2667343	USD	2,131.00
<b>Water system</b>				
Powerful, hydraulically operated high pressure water cleaner with a maximum output of 15 l/min (4 gpm) at a pressure of 150 bar (2175 psi).	Option	2667357	USD	2,538.00
<b>Pick changing aids</b>				
One hydraulically powered pick ejector, including the required electrical and hydraulic connections. Ideal for convenient, fast and low-noise pick changes.	Standard	2745119	USD	0.00
Two hydraulically powered pick ejectors, including the required electrical and hydraulic connections. Ideal for convenient, fast and low-noise pick changes.	In lieu of 2745119	2793518	USD	2,484.00
<b>Camera system</b>				
Two-fold camera system with one camera at the discharge conveyor and one camera with a view of the rear area. The camera images are displayed on the standard 7" control panel on the operator's platform.	In lieu of 2673434	2673433	USD	-4,031.00
Four-fold camera system with an additional 10" control panel for an optimised view of the work processes being executed in front of and behind the machine as well as of the side plates, on the right and left. The camera images are displayed on the 10" control panel on the operator's platform.	Standard	2673434	USD	0.00
Eight-fold camera system with an additional 10" control panel for an optimised view of the work processes being executed in front of and behind the machine, of the side plates on the right and left and of the milled surface behind the milling drum unit. The camera images are displayed on the 10" control panel on the operator's platform.	In lieu of 2673434	2673435	USD	4,004.00
<b>Other devices</b>				
Dual starter system for maximum starting reliability with an additional automatic engine stop function that reduces diesel consumption.	Option	2745138	USD	4,913.00
Electrical diesel suction and pressure pump with 7.50 m (24 ft 7 in) suction hose. The machine can be refueled with up to 50 l/min (13 gal/min) from external diesel tanks.	Option	2673456	USD	936.00
License plate holder with LED lighting	Option	2654224	USD	489.00
<b>Documentation</b>				
Additional set of technical documentation - North America country version (US)	Option		USD	81.00
Spare part and application documentation English (EN)	Option		USD	14.00

**Price list****W 250 Fi - 2200 mm milling drum****Scope of supply – basic machine**

- Engine: 2x 6-cylinder diesel engines type Cummins L9 and X15
- Rated power at 2,100 r.p.m.: 742 kW / 995 HP / 1,009 PS
- Exhaust standard: EU Stage V / US EPA Tier 4f
- Standard milling width: 7 ft 3 in / 2,200 mm
- Theoretical milling depth: 1 ft 2 in / 350 mm

**STANDARD EQUIPMENT**

- Base machine with dual motor drive
- Machine frame featuring a single wasp waist at the rear right and a dual wasp waist at the front
- Automatic pressure adjustment of the hydraulic pump for cylinder functions in accordance with performance requirements for reduced diesel consumption
- Hydraulically opening, soundproof engine cover
- Air compressor system
- Battery-operated hydraulic unit for auxiliary drive
- Two cooling fans to minimize power consumption of the cooling system

**MILLING DRUM HOUSING**

- Adjustment of material depressor contact pressure via the control panel or automatically via the MILL ASSIST feature to reduce chunk formation
- Electrical adjustment of scraper contact pressure via the control panel
- Automatically controlled locking feature of scraper
- Milling drum rotation device with electro-hydraulic milling drum drive for slowly turning the milling drum during pick replacement.
- Single-piece water spray bar in the milling drum unit for reliable pick cooling and to prevent dust development
- Automatic control of the water quantity via the MILL ASSIST feature
- Height adjustment stroke increased by 200 mm to facilitate pick replacement and the exchange of milling drum units
- Pre-fitting to allow the quick exchange of milling drum units.
- Hydraulically lifting side plate, right clearance 1 ft 6 in / 450 mm and left clearance 1 ft 2 in / 350 mm

**LOADING OF MILLED MATERIAL**

- Increased conveyor swing angles of 65° each to the left and right
- Discharge conveyor with adjustable conveying speed and two slewing speeds for precise loading
- Boost feature for a temporary increase of the belt speed and conveying performance of the discharge conveyor by 20%
- Water spray system in the primary conveyor
- Larger conveyor pump for a constant belt speed even at a low engine speed of 1300 rpm

**MACHINE CONTROL AND LEVELLING SYSTEM**

- User-friendly control panel including 7" color screen
- LEVEL PRO ACTIVE leveling system with numerous automated and complementary operator relieving features
- LEVEL PRO ACTIVE - automatic height control in transport mode
- LEVEL PRO ACTIVE - ramp milling and auto-start feature for the second milling cut
- RAPID SLOPE cross-slope sensor for LEVEL PRO ACTIVE leveling system
- MILL ASSIST assistance system for automatic adjustment of the milling drum speed in accordance with the main area of application and the parameters selected in terms of engine load, advance rate, milling volume and quality of the milling pattern.
- Comprehensive machine diagnostics on the control panel including, for example, a diagnostic system for the CAN bus

- Voltmeter integrated into the control panel for voltage measurement in the event of a malfunction
- Two control panels for operating functions performed by ground crew

#### OPERATOR'S PLATFORM

- Convenient access to the operator's platform, left and right
- Anti-vibration mounted operator's platform across the full width of the machine including fold-out railing, right
- Electrical control cabinet on the operator's platform for optimum accessibility and fast troubleshooting
- Electrical level indicator for the water tank on the external control panels
- Time display on the main control panel and on the exterior control panels
- Two mirrors at the front, one mirror at the rear of the machine

#### TRACK UNIT AND HEIGHT ADJUSTMENT

- PTS – automatic alignment of the machine parallel to the pavement surface
- ISC – intelligent track speed control including hydraulic four-track drive
- Fourfold full-floating axle for high machine stability
- High travel speed of up to 88 m / min at low engine speeds (1,350 rpm), reduced diesel consumption and low noise emissions.

#### MISCELLANEOUS

- "Welcome" and "Go home" lights feature in the area of the operator's platform and access
- Large storage compartment on the machine for pick containers
- High-pressure water system with automatic on/off function, 261 psi / 18 bar, 17 gal.min / 67 l/min
- Good accessibility to all maintenance points on the engine station
- Pneumatic hammer with pick extractor/insertor
- Large tool kit in lockable tool box
- A total of six EMERGENCY STOP switches in appropriate positions on the machine
- Pre-fitting for installing the WITOS FleetView control unit
- European type certification, EuroTest mark and CE conformity

List price ex subsidiary Wirtgen America

USD

1,047,443.00

#### Mandatory Options

##### Milling drum housing

Wear-resistant milling drum housing MCS BASIC FB2200 (7 ft 3 in), with pre-fitting to quickly and easily change milling drums of varying tool spacings, without milling drum.	Standard	2667109	USD	0.00
---	----------	---------	-----	------

##### Milling drums / milling units

Milling drum MCS BASIC with milling width 2200 mm / 7 ft / 3 in, milling depth max. 320 mm / 1ft / 0,5 in, tool spacing 15 mm / 19/32 in, equipped with quick-change toolholder system HT22 and 180 picks. For a wide range of applications, e.g. removal of surface and binder layer, complete removal of road surfaces or concrete milling work.	Standard	2679870	USD	0.00
--	----------	---------	-----	------

<b>OPERATOR'S PLATFORM</b>				
Anti-vibration-mounted operator's platform with easy-to-read control panels, functional stand-up seat and a large, lockable storage compartment with a capacity of approx 69 gal / 260 liters	<b>Standard</b>	<b>2667135</b>	<b>USD</b>	<b>0.00</b>
Anti-vibration-mounted operator's platform with easy-to-read control panels, functional stand-up seat and a large, lockable storage compartment with a capacity of approx 69 gal/260 liters. A hydraulically height-adjustable weather canopy with transparent side weather protection elements protects the operator from the wind and weather.	<b>In lieu of 2667135</b>	<b>2667138</b>	<b>USD</b>	<b>16,041.00</b>
<b>Material transport</b>				
Robust 26 ft 9 in (8,150 mm) long discharge conveyor with conveyor belt system 3 ft 7 in (1,100 mm) and hydraulic folding device for shortening the transport length	<b>Standard</b>	<b>2667148</b>	<b>USD</b>	<b>0.00</b>
Heavy-duty 26 ft 9 in (8,150 mm) long double discharge conveyor with 3 ft 3 in (1,000 mm) conveyor belt system and hydraulic folding device to shorten the transport length. An additional shroud on the upper part of the discharge conveyor guides the flow of material, enabling controlled loading and minimizing wear and tear.	<b>Option</b>	<b>2667149</b>	<b>USD</b>	<b>23,397.00</b>
<b>Water tank filling</b>				
Additional water tank filling from the rear of the machine using a shut-off cock.	<b>Standard</b>	<b>2667152</b>	<b>USD</b>	<b>0.00</b>
Additional water tank filling from the rear of the machine with a powerful, hydraulically operated filler pump	<b>Option</b>	<b>2667153</b>	<b>USD</b>	<b>3,909.00</b>
<b>Paint</b>				
Film coating in cream RAL 9001 with orange stripes. The entire base of the machine is painted in slate gray RAL 7019	<b>Standard</b>	<b>2667167</b>	<b>USD</b>	<b>0.00</b>
The film coating is applied in RAL colors and design according to the customer's wishes. Film coating provides protection against mechanical and weather-related damage and can be removed without leaving any marks, if required	<b>Option</b>	<b>2667169</b>	<b>USD</b>	<b>1,154.00</b>
<b>Technical documentation</b>				
Technical documentation - North America country version (US)	<b>Standard</b>	<b>2456347</b>	<b>USD</b>	<b>0.00</b>

<b>Telematics</b>				
WITOS FleetView (mobile phone standard 3, 4G) includes a control unit (TCU) with a GPS receiver and the usage rights for the web application WITOS FleetView. The web access function offers a compact overview of the machine status including consumption data, working times, position data, error messages and service intervals. (The actual amount of data available depends on the machine type). The availability of WITOS FleetView is guaranteed for 3 years from the date of delivery.	<b>Standard</b>	<b>2770403</b>	<b>USD</b>	<b>0.00</b>
The WIRTGEN PERFORMANCE TRACKER WPT is a laser and satellite-supported measuring system for precise milling performance determination for machines with FB2000, FB 220 or FB2500 without a weather canopy or with an operator's cabin. Two laser scanners measure the actual milling width and milling depth over the distance of the milling path. The milling performance results are automatically sent to the corresponding users via the WITOS interface with precise GPS machine position data and consumption data such as diesel consumption, water consumption, tool consumption and truck loads, in an evaluation and then by e-mail. The milling performance reports that include an image of the milling position can also be used as an allowance report. The usability of WITOS hardware components for the existing mobile radio standard is guaranteed for 3 years from the date of delivery.	<b>Option</b>	<b>2787665</b>	<b>USD</b>	<b>47,066.00</b>
<b>Machine lighting</b>				
Extended lighting system consisting of 21 extremely powerful LED working lights for optimum illumination of the working area. Total light output of the working lights is approx. 43,600 lumens	<b>Standard</b>	<b>2667172</b>	<b>USD</b>	<b>0.00</b>
Extended lighting system consisting of 21 extremely powerful LED working lights for optimum illumination of the working area. Total light output of the working lights is approximately 43,600 lumens. The additional lighting balloon is powered via the machine's 24V electrical power supply and achieves an additional light output of 50,000 lumens	<b>In lieu of 2667172</b>	<b>2667173</b>	<b>USD</b>	<b>4,818.00</b>

Equipment Options				
<b>Additional weight</b>				
Two additional weights located at the rear of the machine with a total weight of 1.500 kg (3,307 lbs) for individual machine ballasting. The individual weights, each weighing 750 kg (1,653 lbs), can be easily and quickly inserted and fastened to the rear of the machine.	Option	2667175	USD	6,731.00
<b>Additional weight</b>				
Large, generously sized storage compartment for 72 pick containers at the rear of the machine instead of the standard storage compartment. The storage compartment is lockable, splash-proof and additionally contains a completely sealed area to safely store electronic components, such as levelling sensors or pick ejectors	Option	2667177	USD	3,216.00
Storage compartment close to both rear track units for 10 pick containers	Standard	2667178	USD	0.00
<b>Equipment operator's platform</b>				
A powerful hot-air heating system with intelligently arranged air vents close to the operator's hands and feet offers maximum comfort on the operator's platform	Option	2667179	USD	3,868.00
Operator's platform equipped with a height-adjustable stand-up seat for greater operator comfort	Standard	2688479	USD	0.00
<b>Milling drum assembly options</b>				
The actual milling depth is determined by calculating the difference in readings from sensors on the side plate and sensors on the scraper. The actual milling depth is displayed on the LEVEL PRO ACTIVE panel.	Standard	2598665	USD	0.00
Overload sensors automatically lift the scraper whenever obstacles are detected that could damage the scraper.	Option	2667192	USD	1,615.00
Active floating position for the side plates on the left and right by continuously adjusting the milling depth and position of the plates. If necessary, the side plates can be briefly raised to prevent them from sinking into the soft ground.	Standard	2598531	USD	0.00
Extension of MCS BASIC with one hydraulically opening side panel on the milling drum unit FB2200/FB2500 (7 ft 3 in/8 ft 2 in). An additional hydraulic cylinder enables the MCS side panel to be easily opened when changing milling drums. This enables MCS BASIC milling drums to be changed even faster.	Standard	2667195	USD	0.00
Electrically switchable sectional water spray bar in the milling drum unit FB2200 (7 ft 3 in). Four areas can be controlled as required from the control panel (automatically controlled with WPT). This significantly reduces water consumption.	Standard	2667199	USD	0.00

Two wear protection rollers that can be attached to the side plates (left or right). The rollers protect the asphalt, curbs, and other surfaces from damage and prevent excessive wear to the side plates.	<b>Option</b>	<b>2662818</b>	<b>USD</b>	<b>801.00</b>
The mounting aid makes it much easier to change the milling drum assembly. Two extended wire ropes from the discharge conveyor are reattached and pull the primary conveyor out of the milling drum housing. This enables the aggregate to be changed without any additional effort. It saves time and work whenever the milling drum assembly needs to be changed.	<b>Standard</b>	<b>2685194</b>	<b>USD</b>	<b>0.00</b>
Transport carriage for milling drum units from FB2200 (7 ft 3 in) to FB4400 (14 ft 5 in) to make it easier to change milling drum units and handle them in the workshop or on the job site.	<b>Option</b>	<b>2282163</b>	<b>USD</b>	<b>17,684.00</b>
Milling drum mounting and transport cart for milling drums from FB1500 (4 ft 11 in) to FB2500 (8 ft 2 in)	<b>Option</b>	<b>2312515</b>	<b>USD</b>	<b>6,541.00</b>
Transport roller set consisting of 4 heavy-duty rollers for easy removal of milling units from FB1500 to FB3800 on level surfaces.	<b>Option</b>	<b>2762958</b>	<b>USD</b>	<b>5,320.00</b>
<b>Options for belt conveyor</b>				
VCS – vacuum cutting system on the discharge conveyor for the extraction of fine material particles and water vapor from the sealed milling drum unit.	<b>Standard</b>	<b>2667207</b>	<b>USD</b>	<b>0.00</b>
Signal lights for visual "stop" and "go" instructions for the truck driver without the use of a horn. The signal lights can be folded in hydraulically from the operator's platform.	<b>Option</b>	<b>2598539</b>	<b>USD</b>	<b>4,913.00</b>
Semi-automatic ACTIVE CONVEYOR swing angle control that guides the discharge conveyor in construction site situations where milling is carried out at intersections or roundabouts	<b>Standard</b>	<b>2703705</b>	<b>USD</b>	<b>0.00</b>
Support device for positioning the discharge conveyor on the flat bed truck	<b>Standard</b>	<b>60603</b>	<b>USD</b>	<b>0.00</b>
<b>Additional control unit LEVEL PRO</b>				
Additional 5" control panel for controlling the LEVEL PRO ACTIVE leveling system. Up to two additional control panels can be mounted in the rear lower area of the machines	<b>Option</b>	<b>2598631</b>	<b>USD</b>	<b>2,361.00</b>
2 Additional 7" control panel that displays the machine control and controls the LEVEL PRO ACTIVE levelling system. Up to two additional control panels can be mounted in the rear lower area of the machines	<b>Standard</b>	<b>2598632</b>	<b>USD</b>	<b>0.00</b>
Additional 2" control panel that can be programmed with up to 16 individually selected functions. Up to two additional control panels can be mounted on the outside railing of the operator's platform	<b>Standard</b>	<b>2598664</b>	<b>USD</b>	<b>0.00</b>



Two additional 2" control panels that can each be programmed with up to 16 individually selected functions. Up to two additional control panels can be mounted on the outside railing of the operator's platform	<b>Option</b>	<b>2767151</b>	<b>USD</b>	<b>3,990.00</b>
User-specific saving of individually adjustable machine settings such as the display configuration or the assignment of favorites buttons. The data can be saved on five different SMART KEY key fobs with tokens.	<b>Standard</b>	<b>2779470</b>	<b>USD</b>	<b>0.00</b>
<b>Leveling</b>				
Extension of the LEVEL PRO ACTIVE levelling system with levelling boom. Premounted and adjustable hydraulic cylinders on the left and right allow the use of a Sonic-Ski sensor that is able to scan a reference object up to 1,900 mm away from the milling edge. During machine transport, the sensor and cables are securely stowed in the corresponding transport boxes.	<b>Option</b>	<b>2667237</b>	<b>USD</b>	<b>10,776.00</b>
<b>Leveling</b>				
Extension of the LEVEL PRO ACTIVE leveling system with two hydraulic cylinder sensors for scanning a reference surface to the left and the right of the milling drum.	<b>Standard</b>	<b>2667241</b>	<b>USD</b>	<b>0.00</b>
<b>Leveling</b>				
Extension of the LEVEL PRO ACTIVE leveling system with multiplex scanning on the right. Two additional ultrasonic sensors scan reference surfaces in front of and behind the machine. During machine transport, the sensors and cables are securely stowed in a corresponding transport box.	<b>Option</b>	<b>2673212</b>	<b>USD</b>	<b>5,157.00</b>
Extension of the LEVEL PRO ACTIVE leveling system with multiplex scanning on the left and right. Four additional ultrasonic sensors scan reference surfaces in front of and behind the machine. During machine transport, the sensors and cables are securely stowed in a corresponding transport box.	<b>Option</b>	<b>2673213</b>	<b>USD</b>	<b>10,016.00</b>
<b>Leveling</b>				
Extension of the LEVEL PRO ACTIVE leveling system with pre-fitting for 3D milling with machines without a weather canopy. The pre-fitting equipment consists of robust and exactly positioned mounting adapters for a 3D system as well as sensor sockets for connecting the sensors to the LEVEL PRO ACTIVE system.	<b>Option</b>	<b>2667342</b>	<b>USD</b>	<b>8,496.00</b>
Extension of the LEVEL PRO ACTIVE leveling system with two linear laser sensors that can be installed using the pre-fitting equipment for 3D leveling.	<b>Option</b>	<b>2662826</b>	<b>USD</b>	<b>12,879.00</b>

<b>Water system</b>				
Powerful, hydraulically operated high pressure water cleaner with a maximum output of 15 l/min (4 gpm) at a pressure of 150 bar (2175 psi).	<b>Option</b>	<b>2667357</b>	<b>USD</b>	<b>2,538.00</b>
<b>Pick changing aids</b>				
One hydraulically powered pick ejector, including the required electrical and hydraulic connections. Ideal for convenient, fast and low-noise pick changes.	<b>Standard</b>	<b>2667497</b>	<b>USD</b>	<b>0.00</b>
Two hydraulically powered pick ejectors, including the required electrical and hydraulic connections. Ideal for convenient, fast and low-noise pick changes.	<b>In lieu of 2667497</b>	<b>2793479</b>	<b>USD</b>	<b>2,484.00</b>
<b>Camera system</b>				
Two-fold camera system with one camera at the discharge conveyor and one camera with a view of the rear area. The camera images are displayed on the standard 7" control panel on the operator's platform.	<b>In lieu of 2673434</b>	<b>2673433</b>	<b>USD</b>	<b>-4,031.00</b>
Four-fold camera system with an additional 10" control panel for an optimised view of the work processes being executed in front of and behind the machine as well as of the side plates, on the right and left. The camera images are displayed on the 10" control panel on the operator's platform.	<b>Standard</b>	<b>2673434</b>	<b>USD</b>	<b>0.00</b>
Eight-fold camera system with an additional 10" control panel for an optimised view of the work processes being executed in front of and behind the machine, of the side plates on the right and left and of the milled surface behind the milling drum unit. The camera images are displayed on the 10" control panel on the operator's platform.	<b>In lieu of 2673434</b>	<b>2673435</b>	<b>USD</b>	<b>4,004.00</b>
<b>Other devices</b>				
Electrical preheating of the fuel filter to maintain the flow of fuel at low outside temperatures. Serves to guarantee machine operation at temperatures below 0 32 degrees Fahrenheit (0 degrees Celsius).	<b>Option</b>	<b>2673455</b>	<b>USD</b>	<b>1,384.00</b>
Electrical diesel suction and pressure pump with 7.50 m (24 ft 7 in) suction hose. The machine can be refueled with up to 50 l/min (13 gal/min) from external diesel tanks.	<b>Option</b>	<b>2673456</b>	<b>USD</b>	<b>936.00</b>
License plate holder with LED lighting	<b>Option</b>	<b>2654224</b>	<b>USD</b>	<b>489.00</b>
<b>Documentation</b>				
Additional set of technical documentation - North America country version (US)	<b>Option</b>		<b>USD</b>	<b>81.00</b>
Spare part and application documentation English (EN)	<b>Option</b>		<b>USD</b>	<b>14.00</b>

## Price list

# W 250 Fi - 2500 mm milling drum

### Scope of supply – basic machine

- Engine: 2x 6-cylinder diesel engines type Cummins L9 and X15
- Rated power at 2,100 r.p.m.: 742 kW / 995 HP / 1,009 PS
- Exhaust standard: EU Stage V / US EPA Tier 4f
- Standard milling width: 7 ft 3 in / 2,200 mm
- Theoretical milling depth: 1 ft 2 in / 350 mm

### STANDARD EQUIPMENT

- Base machine with dual motor drive
- Machine frame featuring a single wasp waist at the rear right and a dual wasp waist at the front
- Automatic pressure adjustment of the hydraulic pump for cylinder functions in accordance with performance requirements for reduced diesel consumption
- Hydraulically opening, soundproof engine cover
- Air compressor system
- Battery-operated hydraulic unit for auxiliary drive
- Two cooling fans to minimize power consumption of the cooling system

### MILLING DRUM HOUSING

- Adjustment of material depressor contact pressure via the control panel or automatically via the MILL ASSIST feature to reduce chunk formation
- Electrical adjustment of scraper contact pressure via the control panel
- Automatically controlled locking feature of scraper
- Milling drum rotation device with electro-hydraulic milling drum drive for slowly turning the milling drum during pick replacement.
- Single-piece water spray bar in the milling drum unit for reliable pick cooling and to prevent dust development
- Automatic control of the water quantity via the MILL ASSIST feature
- Height adjustment stroke increased by 200 mm to facilitate pick replacement and the exchange of milling drum units
- Pre-fitting to allow the quick exchange of milling drum units.
- Hydraulically lifting side plate, right clearance 1 ft 6 in / 450 mm and left clearance 1 ft 2 in / 350 mm

### LOADING OF MILLED MATERIAL

- Increased conveyor swing angles of 65° each to the left and right
- Discharge conveyor with adjustable conveying speed and two slewing speeds for precise loading
- Boost feature for a temporary increase of the belt speed and conveying performance of the discharge conveyor by 20%
- Water spray system in the primary conveyor
- Larger conveyor pump for a constant belt speed even at a low engine speed of 1300 rpm

### MACHINE CONTROL AND LEVELLING SYSTEM

- User-friendly control panel including 7" color screen
- LEVEL PRO ACTIVE leveling system with numerous automated and complementary operator relieving features
- LEVEL PRO ACTIVE - automatic height control in transport mode
- LEVEL PRO ACTIVE - ramp milling and auto-start feature for the second milling cut
- RAPID SLOPE cross-slope sensor for LEVEL PRO ACTIVE leveling system
- MILL ASSIST assistance system for automatic adjustment of the milling drum speed in accordance with the main area of application and the parameters selected in terms of engine load, advance rate, milling volume and quality of the milling pattern.

- Comprehensive machine diagnostics on the control panel including, for example, a diagnostic system for the CAN bus
- Voltmeter integrated into the control panel for voltage measurement in the event of a malfunction
- Two control panels for operating functions performed by ground crew

#### OPERATOR 'S PLATFORM

- Convenient access to the operator's platform, left and right
- Anti-vibration mounted operator's platform across the full width of the machine including fold-out railing, right
- Electrical control cabinet on the operator's platform for optimum accessibility and fast troubleshooting
- Electrical level indicator for the water tank on the external control panels
- Time display on the main control panel and on the exterior control panels
- Two mirrors at the front, one mirror at the rear of the machine

#### TRACK UNIT AND HEIGHT ADJUSTMENT

- PTS – automatic alignment of the machine parallel to the pavement surface
- ISC – intelligent track speed control including hydraulic four-track drive
- Fourfold full-floating axle for high machine stability
- High travel speed of up to 88 m / min at low engine speeds (1,350 rpm), reduced diesel consumption and low noise emissions.

#### MISCELLANEOUS

- "Welcome" and "Go home" lights feature in the area of the operator's platform and access
- Large storage compartment on the machine for pick containers
- High-pressure water system with automatic on/off function, 261 psi / 18 bar, 17 gal.min / 67 l/min
- Good accessibility to all maintenance points on the engine station
- Pneumatic hammer with pick extractor/insertor
- Large tool kit in lockable tool box
- A total of six EMERGENCY STOP switches in appropriate positions on the machine
- Pre-fitting for installing the WITOS FleetView control unit
- European type certification, EuroTest mark and CE conformity

List price ex subsidiary Wirtgen America

USD

1,068,601.00

#### Mandatory Options

##### Milling drum housing

Wear-resistant milling drum housing MCS BASIC FB2500 (8 ft 2 in) with pre-fitting enabling a quick and easy change of the milling drums with varying spacings, without milling drum.	Standard	2674057	USD	0.00
--	----------	---------	-----	------

##### Milling drums / milling units

Milling drum MCS BASIC with milling width 2500 mm / 8 ft 2 in, milling depth max. 350 mm / 1 ft 2 in, tool spacing 15 mm / 19/32 in, equipped with quick-change toolholder system HT22 and 196 picks. For a wide range of applications, e.g. removal of surface and binder layer, complete removal of road surfaces or concrete milling work.	Standard	2679915	USD	0.00
---	----------	---------	-----	------

<b>OPERATOR'S PLATFORM</b>				
Anti-vibration-mounted operator's platform with easy-to-read control panels, functional stand-up seat and a large, lockable storage compartment with a capacity of approx 69 gal / 260 liters	<b>Standard</b>	<b>2667135</b>	<b>USD</b>	<b>0.00</b>
Anti-vibration-mounted operator's platform with easy-to-read control panels, functional stand-up seat and a large, lockable storage compartment with a capacity of approx 69 gal/260 liters. A hydraulically height-adjustable weather canopy with transparent side weather protection elements protects the operator from the wind and weather.	<b>In lieu of 2667135</b>	<b>2667138</b>	<b>USD</b>	<b>16,041.00</b>
<b>Material transport</b>				
Robust 26 ft 9 in (8,150 mm) long discharge conveyor with conveyor belt system 3 ft 7 in (1,100 mm) and hydraulic folding device for shortening the transport length	<b>Standard</b>	<b>2667148</b>	<b>USD</b>	<b>0.00</b>
Heavy-duty 26 ft 9 in (8,150 mm) long double discharge conveyor with 3 ft 3 in (1,000 mm) conveyor belt system and hydraulic folding device to shorten the transport length. An additional shroud on the upper part of the discharge conveyor guides the flow of material, enabling controlled loading and minimizing wear and tear.	<b>Option</b>	<b>2667149</b>	<b>USD</b>	<b>23,397.00</b>
<b>Water tank filling</b>				
Additional water tank filling from the rear of the machine using a shut-off cock.	<b>Standard</b>	<b>2667152</b>	<b>USD</b>	<b>0.00</b>
Additional water tank filling from the rear of the machine with a powerful, hydraulically operated filler pump	<b>Option</b>	<b>2667153</b>	<b>USD</b>	<b>3,909.00</b>
<b>Paint</b>				
Film coating in cream RAL 9001 with orange stripes. The entire base of the machine is painted in slate gray RAL 7019	<b>Standard</b>	<b>2667167</b>	<b>USD</b>	<b>0.00</b>
The film coating is applied in RAL colors and design according to the customer's wishes. Film coating provides protection against mechanical and weather-related damage and can be removed without leaving any marks, if required	<b>Option</b>	<b>2667169</b>	<b>USD</b>	<b>1,154.00</b>
<b>Technical documentation</b>				
Technical documentation - North America country version (US)	<b>Standard</b>	<b>2456347</b>	<b>USD</b>	<b>0.00</b>

<b>Telematics</b>				
WITOS FleetView (mobile phone standard 3, 4G) includes a control unit (TCU) with a GPS receiver and the usage rights for the web application WITOS FleetView. The web access function offers a compact overview of the machine status including consumption data, working times, position data, error messages and service intervals. (The actual amount of data available depends on the machine type). The availability of WITOS FleetView is guaranteed for 3 years from the date of delivery.	<b>Standard</b>	<b>2770403</b>	<b>USD</b>	<b>0.00</b>
The WIRTGEN PERFORMANCE TRACKER WPT is a laser and satellite-supported measuring system for precise milling performance determination for machines with FB2000, FB 220 or FB2500 without a weather canopy or with an operator's cabin. Two laser scanners measure the actual milling width and milling depth over the distance of the milling path. The milling performance results are automatically sent to the corresponding users via the WITOS interface with precise GPS machine position data and consumption data such as diesel consumption, water consumption, tool consumption and truck loads, in an evaluation and then by e-mail. The milling performance reports that include an image of the milling position can also be used as an allowance report. The usability of WITOS hardware components for the existing mobile radio standard is guaranteed for 3 years from the date of delivery.	<b>Option</b>	<b>2787665</b>	<b>USD</b>	<b>47,066.00</b>
<b>Machine lighting</b>				
Extended lighting system consisting of 21 extremely powerful LED working lights for optimum illumination of the working area. Total light output of the working lights is approx. 43,600 lumens	<b>Standard</b>	<b>2667172</b>	<b>USD</b>	<b>0.00</b>
Extended lighting system consisting of 21 extremely powerful LED working lights for optimum illumination of the working area. Total light output of the working lights is approximately 43,600 lumens. The additional lighting balloon is powered via the machine's 24V electrical power supply and achieves an additional light output of 50,000 lumens	<b>In lieu of 2667172</b>	<b>2667173</b>	<b>USD</b>	<b>4,818.00</b>

Equipment Options				
<b>Additional weight</b>				
Two additional weights located at the rear of the machine with a total weight of 1.500 kg (3,307 lbs) for individual machine ballasting. The individual weights, each weighing 750 kg (1,653 lbs), can be easily and quickly inserted and fastened to the rear of the machine.	Option	2667175	USD	6,731.00
<b>Additional weight</b>				
Large, generously sized storage compartment for 72 pick containers at the rear of the machine instead of the standard storage compartment. The storage compartment is lockable, splash-proof and additionally contains a completely sealed area to safely store electronic components, such as levelling sensors or pick ejectors	Option	2667177	USD	3,216.00
Storage compartment close to both rear track units for 10 pick containers	Standard	2667178	USD	0.00
<b>Equipment operator's platform</b>				
A powerful hot-air heating system with intelligently arranged air vents close to the operator's hands and feet offers maximum comfort on the operator's platform	Option	2667179	USD	3,868.00
Operator's platform equipped with a height-adjustable stand-up seat for greater operator comfort	Standard	2688479	USD	0.00
<b>Milling drum assembly options</b>				
The actual milling depth is determined by calculating the difference in readings from sensors on the side plate and sensors on the scraper. The actual milling depth is displayed on the LEVEL PRO ACTIVE panel.	Standard	2598665	USD	0.00
Overload sensors automatically lift the scraper whenever obstacles are detected that could damage the scraper.	Option	2667192	USD	1,615.00
Active floating position for the side plates on the left and right by continuously adjusting the milling depth and position of the plates. If necessary, the side plates can be briefly raised to prevent them from sinking into the soft ground.	Standard	2598531	USD	0.00
Extension of MCS BASIC with one hydraulically opening side panel on the milling drum unit FB2200/FB2500 (7 ft 3 in/8 ft 2 in). An additional hydraulic cylinder enables the MCS side panel to be easily opened when changing milling drums. This enables MCS BASIC milling drums to be changed even faster.	Standard	2667195	USD	0.00
Electrically switchable sectional water spray bar in the milling drum assembly FB2500 (8 ft 2 in). Four areas can be controlled as required from the control panel (automatically controlled with WPT). This reduces water consumption enormously.	Standard	2667200	USD	0.00

Two wear protection rollers that can be attached to the side plates (left or right). The rollers protect the asphalt, curbs, and other surfaces from damage and prevent excessive wear to the side plates.	<b>Option</b>	<b>2662818</b>	<b>USD</b>	<b>801.00</b>
The mounting aid makes it much easier to change the milling drum assembly. Two extended wire ropes from the discharge conveyor are reattached and pull the primary conveyor out of the milling drum housing. This enables the aggregate to be changed without any additional effort. It saves time and work whenever the milling drum assembly needs to be changed.	<b>Standard</b>	<b>2685194</b>	<b>USD</b>	<b>0.00</b>
Transport carriage for milling drum units from FB2200 (7 ft 3 in) to FB4400 (14 ft 5 in) to make it easier to change milling drum units and handle them in the workshop or on the job site.	<b>Option</b>	<b>2282163</b>	<b>USD</b>	<b>17,684.00</b>
Milling drum mounting and transport cart for milling drums from FB1500 (4 ft 11 in) to FB2500 (8 ft 2 in)	<b>Option</b>	<b>2312515</b>	<b>USD</b>	<b>6,541.00</b>
Transport roller set consisting of 4 heavy-duty rollers for easy removal of milling units from FB1500 to FB3800 on level surfaces.	<b>Option</b>	<b>2762958</b>	<b>USD</b>	<b>5,320.00</b>
<b>Options for belt conveyor</b>				
VCS – vacuum cutting system on the discharge conveyor for the extraction of fine material particles and water vapor from the sealed milling drum unit.	<b>Standard</b>	<b>2667207</b>	<b>USD</b>	<b>0.00</b>
Signal lights for visual "stop" and "go" instructions for the truck driver without the use of a horn. The signal lights can be folded in hydraulically from the operator's platform.	<b>Option</b>	<b>2598539</b>	<b>USD</b>	<b>4,913.00</b>
Semi-automatic ACTIVE CONVEYOR swing angle control that guides the discharge conveyor in construction site situations where milling is carried out at intersections or roundabouts	<b>Standard</b>	<b>2703705</b>	<b>USD</b>	<b>0.00</b>
Support device for positioning the discharge conveyor on the flat bed truck	<b>Standard</b>	<b>60603</b>	<b>USD</b>	<b>0.00</b>
<b>Additional control unit LEVEL PRO</b>				
Additional 5" control panel for controlling the LEVEL PRO ACTIVE leveling system. Up to two additional control panels can be mounted in the rear lower area of the machines	<b>Option</b>	<b>2598631</b>	<b>USD</b>	<b>2,361.00</b>
2 Additional 7" control panel that displays the machine control and controls the LEVEL PRO ACTIVE levelling system. Up to two additional control panels can be mounted in the rear lower area of the machines	<b>Standard</b>	<b>2598632</b>	<b>USD</b>	<b>0.00</b>



Additional 2" control panel that can be programmed with up to 16 individually selected functions. Up to two additional control panels can be mounted on the outside railing of the operator's platform	<b>Standard</b>	<b>2598664</b>	<b>USD</b>	<b>0.00</b>
Two additional 2" control panels that can each be programmed with up to 16 individually selected functions. Up to two additional control panels can be mounted on the outside railing of the operator's platform	<b>Option</b>	<b>2767151</b>	<b>USD</b>	<b>3,990.00</b>
User-specific saving of individually adjustable machine settings such as the display configuration or the assignment of favorites buttons. The data can be saved on five different SMART KEY key fobs with tokens.	<b>Standard</b>	<b>2779470</b>	<b>USD</b>	<b>0.00</b>
<b>Leveling</b>				
Extension of the LEVEL PRO ACTIVE levelling system with levelling boom. Premounted and adjustable hydraulic cylinders on the left and right allow the use of a Sonic-Ski sensor that is able to scan a reference object up to 1,900 mm away from the milling edge. During machine transport, the sensor and cables are securely stowed in the corresponding transport boxes.	<b>Option</b>	<b>2667237</b>	<b>USD</b>	<b>10,776.00</b>
<b>Leveling</b>				
Extension of the LEVEL PRO ACTIVE leveling system with two hydraulic cylinder sensors for scanning a reference surface to the left and the right of the milling drum.	<b>Standard</b>	<b>2667241</b>	<b>USD</b>	<b>0.00</b>
<b>Leveling</b>				
Extension of the LEVEL PRO ACTIVE leveling system with multiplex scanning on the right. Two additional ultrasonic sensors scan reference surfaces in front of and behind the machine. During machine transport, the sensors and cables are securely stowed in a corresponding transport box.	<b>Option</b>	<b>2673212</b>	<b>USD</b>	<b>5,157.00</b>
Extension of the LEVEL PRO ACTIVE leveling system with multiplex scanning on the left and right. Four additional ultrasonic sensors scan reference surfaces in front of and behind the machine. During machine transport, the sensors and cables are securely stowed in a corresponding transport box.	<b>Option</b>	<b>2673213</b>	<b>USD</b>	<b>10,016.00</b>
<b>Leveling</b>				
Extension of the LEVEL PRO ACTIVE leveling system with pre-fitting for 3D milling with machines without a weather canopy. The pre-fitting equipment consists of robust and exactly positioned mounting adapters for a 3D system as well as sensor sockets for connecting the sensors to the LEVEL PRO ACTIVE system.	<b>Option</b>	<b>2667342</b>	<b>USD</b>	<b>8,496.00</b>
Extension of the LEVEL PRO ACTIVE leveling system with two linear laser sensors that can be installed using the pre-fitting equipment for 3D leveling.	<b>Option</b>	<b>2662826</b>	<b>USD</b>	<b>12,879.00</b>

<b>Water system</b>				
Powerful, hydraulically operated high pressure water cleaner with a maximum output of 15 l/min (4 gpm) at a pressure of 150 bar (2175 psi).	<b>Option</b>	<b>2667357</b>	<b>USD</b>	<b>2,538.00</b>
<b>Pick changing aids</b>				
One hydraulically powered pick ejector, including the required electrical and hydraulic connections. Ideal for convenient, fast and low-noise pick changes.	<b>Standard</b>	<b>2667497</b>	<b>USD</b>	<b>0.00</b>
Two hydraulically powered pick ejectors, including the required electrical and hydraulic connections. Ideal for convenient, fast and low-noise pick changes.	<b>In lieu of 2667497</b>	<b>2793479</b>	<b>USD</b>	<b>2,484.00</b>
<b>Camera system</b>				
Two-fold camera system with one camera at the discharge conveyor and one camera with a view of the rear area. The camera images are displayed on the standard 7" control panel on the operator's platform.	<b>In lieu of 2673434</b>	<b>2673433</b>	<b>USD</b>	<b>-4,031.00</b>
Four-fold camera system with an additional 10" control panel for an optimised view of the work processes being executed in front of and behind the machine as well as of the side plates, on the right and left. The camera images are displayed on the 10" control panel on the operator's platform.	<b>Standard</b>	<b>2673434</b>	<b>USD</b>	<b>0.00</b>
Eight-fold camera system with an additional 10" control panel for an optimised view of the work processes being executed in front of and behind the machine, of the side plates on the right and left and of the milled surface behind the milling drum unit. The camera images are displayed on the 10" control panel on the operator's platform.	<b>In lieu of 2673434</b>	<b>2673435</b>	<b>USD</b>	<b>4,004.00</b>
<b>Other devices</b>				
Electrical preheating of the fuel filter to maintain the flow of fuel at low outside temperatures. Serves to guarantee machine operation at temperatures below 0 32 degrees Fahrenheit (0 degrees Celsius).	<b>Option</b>	<b>2673455</b>	<b>USD</b>	<b>1,384.00</b>
Electrical diesel suction and pressure pump with 7.50 m (24 ft 7 in) suction hose. The machine can be refueled with up to 50 l/min (13 gal/min) from external diesel tanks.	<b>Option</b>	<b>2673456</b>	<b>USD</b>	<b>936.00</b>
License plate holder with LED lighting	<b>Option</b>	<b>2654224</b>	<b>USD</b>	<b>489.00</b>
<b>Documentation</b>				
Additional set of technical documentation - North America country version (US)	<b>Option</b>		<b>USD</b>	<b>81.00</b>
Spare part and application documentation English (EN)	<b>Option</b>		<b>USD</b>	<b>14.00</b>

## Price list

# W 250 Fi - 3800 mm milling drum

### Scope of supply – basic machine

- Engine: 2x 6-cylinder diesel engines type Cummins L9 and X15
- Rated power at 2,100 r.p.m.: 742 kW / 995 HP / 1,009 PS
- Exhaust standard: EU Stage V / US EPA Tier 4f
- Standard milling width: 7 ft 3 in / 2,200 mm
- Theoretical milling depth: 1 ft 2 in / 350 mm

### STANDARD EQUIPMENT

- Base machine with dual motor drive
- Machine frame featuring a single wasp waist at the rear right and a dual wasp waist at the front
- Automatic pressure adjustment of the hydraulic pump for cylinder functions in accordance with performance requirements for reduced diesel consumption
- Hydraulically opening, soundproof engine cover
- Air compressor system
- Battery-operated hydraulic unit for auxiliary drive
- Two cooling fans to minimize power consumption of the cooling system

### MILLING DRUM HOUSING

- Adjustment of material depressor contact pressure via the control panel or automatically via the MILL ASSIST feature to reduce chunk formation
- Electrical adjustment of scraper contact pressure via the control panel
- Automatically controlled locking feature of scraper
- Milling drum rotation device with electro-hydraulic milling drum drive for slowly turning the milling drum during pick replacement.
- Single-piece water spray bar in the milling drum unit for reliable pick cooling and to prevent dust development
- Automatic control of the water quantity via the MILL ASSIST feature
- Height adjustment stroke increased by 200 mm to facilitate pick replacement and the exchange of milling drum units
- Pre-fitting to allow the quick exchange of milling drum units.
- Hydraulically lifting side plate, right clearance 1 ft 6 in / 450 mm and left clearance 1 ft 2 in / 350 mm

### LOADING OF MILLED MATERIAL

- Increased conveyor swing angles of 65° each to the left and right
- Discharge conveyor with adjustable conveying speed and two slewing speeds for precise loading
- Boost feature for a temporary increase of the belt speed and conveying performance of the discharge conveyor by 20%
- Water spray system in the primary conveyor
- Larger conveyor pump for a constant belt speed even at a low engine speed of 1300 rpm

### MACHINE CONTROL AND LEVELLING SYSTEM

- User-friendly control panel including 7" color screen
- LEVEL PRO ACTIVE leveling system with numerous automated and complementary operator relieving features
- LEVEL PRO ACTIVE - automatic height control in transport mode
- LEVEL PRO ACTIVE - ramp milling and auto-start feature for the second milling cut
- RAPID SLOPE cross-slope sensor for LEVEL PRO ACTIVE leveling system
- MILL ASSIST assistance system for automatic adjustment of the milling drum speed in accordance with the main area of application and the parameters selected in terms of engine load, advance rate, milling volume and quality of the milling pattern.

- Comprehensive machine diagnostics on the control panel including, for example, a diagnostic system for the CAN bus
- Voltmeter integrated into the control panel for voltage measurement in the event of a malfunction
- Two control panels for operating functions performed by ground crew

#### OPERATOR 'S PLATFORM

- Convenient access to the operator's platform, left and right
- Anti-vibration mounted operator's platform across the full width of the machine including fold-out railing, right
- Electrical control cabinet on the operator's platform for optimum accessibility and fast troubleshooting
- Electrical level indicator for the water tank on the external control panels
- Time display on the main control panel and on the exterior control panels
- Two mirrors at the front, one mirror at the rear of the machine

#### TRACK UNIT AND HEIGHT ADJUSTMENT

- PTS – automatic alignment of the machine parallel to the pavement surface
- ISC – intelligent track speed control including hydraulic four-track drive
- Fourfold full-floating axle for high machine stability
- High travel speed of up to 88 m / min at low engine speeds (1,350 rpm), reduced diesel consumption and low noise emissions.

#### MISCELLANEOUS

- "Welcome" and "Go home" lights feature in the area of the operator's platform and access
- Large storage compartment on the machine for pick containers
- High-pressure water system with automatic on/off function, 261 psi / 18 bar, 17 gal.min / 67 l/min
- Good accessibility to all maintenance points on the engine station
- Pneumatic hammer with pick extractor/insertor
- Large tool kit in lockable tool box
- A total of six EMERGENCY STOP switches in appropriate positions on the machine
- Pre-fitting for installing the WITOS FleetView control unit
- European type certification, EuroTest mark and CE conformity

List price ex subsidiary Wirtgen America

USD

1,163,166.00

#### Mandatory Options

##### Milling drum housing

Wear-resistant milling drum housing MCS EXTEND FB3800 (12 ft 6 in) with pre-fitting enabling a quick and easy change of the milling drums with varying spacings and milling widths, without milling drum.	Standard	2667115	USD	0.00
---	----------	---------	-----	------

##### Milling drums / milling units

Multi-part MCS milling drum with milling width of 3,800 mm / 12 ft 6 in, milling depth of max. 350 mm / 1 ft 2 in, tool spacing of 15 mm / 19/32 in, equipped with HT22 toolholder system and 314 picks. For a wide range of applications, e.g. removal of surface and binder layer, complete removal of road surfaces or concrete milling work.	Standard	2309342	USD	0.00
--	----------	---------	-----	------

<b>OPERATOR'S PLATFORM</b>				
Anti-vibration-mounted operator's platform with easy-to-read control panels, functional stand-up seat and a large, lockable storage compartment with a capacity of approx 69 gal / 260 liters	<b>Standard</b>	<b>2667135</b>	<b>USD</b>	<b>0.00</b>
Anti-vibration-mounted operator's platform with easy-to-read control panels, functional stand-up seat and a large, lockable storage compartment with a capacity of approx 69 gal/260 liters. A hydraulically height-adjustable weather canopy with transparent side weather protection elements protects the operator from the wind and weather.	<b>In lieu of 2667135</b>	<b>2667138</b>	<b>USD</b>	<b>16,041.00</b>
<b>Material transport</b>				
Robust 26 ft 9 in (8,150 mm) long discharge conveyor with conveyor belt system 3 ft 7 in (1,100 mm) and hydraulic folding device for shortening the transport length	<b>Standard</b>	<b>2667148</b>	<b>USD</b>	<b>0.00</b>
Heavy-duty 26 ft 9 in (8,150 mm) long double discharge conveyor with 3 ft 3 in (1,000 mm) conveyor belt system and hydraulic folding device to shorten the transport length. An additional shroud on the upper part of the discharge conveyor guides the flow of material, enabling controlled loading and minimizing wear and tear.	<b>Option</b>	<b>2667149</b>	<b>USD</b>	<b>23,397.00</b>
<b>Water tank filling</b>				
Additional water tank filling from the rear of the machine using a shut-off cock.	<b>Standard</b>	<b>2667152</b>	<b>USD</b>	<b>0.00</b>
Additional water tank filling from the rear of the machine with a powerful, hydraulically operated filler pump	<b>Option</b>	<b>2667153</b>	<b>USD</b>	<b>3,909.00</b>
<b>Paint</b>				
Film coating in cream RAL 9001 with orange stripes. The entire base of the machine is painted in slate gray RAL 7019	<b>Standard</b>	<b>2667167</b>	<b>USD</b>	<b>0.00</b>
The film coating is applied in RAL colors and design according to the customer's wishes. Film coating provides protection against mechanical and weather-related damage and can be removed without leaving any marks, if required	<b>Option</b>	<b>2667169</b>	<b>USD</b>	<b>1,154.00</b>
<b>Technical documentation</b>				
Technical documentation - North America country version (US)	<b>Standard</b>	<b>2456347</b>	<b>USD</b>	<b>0.00</b>

<b>Telematics</b>				
WITOS FleetView (mobile phone standard 3, 4G) includes a control unit (TCU) with a GPS receiver and the usage rights for the web application WITOS FleetView. The web access function offers a compact overview of the machine status including consumption data, working times, position data, error messages and service intervals. (The actual amount of data available depends on the machine type). The availability of WITOS FleetView is guaranteed for 3 years from the date of delivery.	<b>Standard</b>	<b>2770403</b>	<b>USD</b>	<b>0.00</b>
The WIRTGEN PERFORMANCE TRACKER WPT is a laser and satellite-supported measuring system for precise milling performance determination for machines with FB2000, FB 220 or FB2500 without a weather canopy or with an operator's cabin. Two laser scanners measure the actual milling width and milling depth over the distance of the milling path. The milling performance results are automatically sent to the corresponding users via the WITOS interface with precise GPS machine position data and consumption data such as diesel consumption, water consumption, tool consumption and truck loads, in an evaluation and then by e-mail. The milling performance reports that include an image of the milling position can also be used as an allowance report. The usability of WITOS hardware components for the existing mobile radio standard is guaranteed for 3 years from the date of delivery.	<b>Option</b>	<b>2787665</b>	<b>USD</b>	<b>47,066.00</b>
<b>Machine lighting</b>				
Extended lighting system consisting of 21 extremely powerful LED working lights for optimum illumination of the working area. Total light output of the working lights is approx. 43,600 lumens	<b>Standard</b>	<b>2667172</b>	<b>USD</b>	<b>0.00</b>
Extended lighting system consisting of 21 extremely powerful LED working lights for optimum illumination of the working area. Total light output of the working lights is approximately 43,600 lumens. The additional lighting balloon is powered via the machine's 24V electrical power supply and achieves an additional light output of 50,000 lumens	<b>In lieu of 2667172</b>	<b>2667173</b>	<b>USD</b>	<b>4,818.00</b>

Equipment Options				
<b>Additional weight</b>				
Two additional weights located at the rear of the machine with a total weight of 1.500 kg (3,307 lbs) for individual machine ballasting. The individual weights, each weighing 750 kg (1,653 lbs), can be easily and quickly inserted and fastened to the rear of the machine.	Option	2667175	USD	6,731.00
<b>Additional weight</b>				
Large, generously sized storage compartment for 72 pick containers at the rear of the machine instead of the standard storage compartment. The storage compartment is lockable, splash-proof and additionally contains a completely sealed area to safely store electronic components, such as levelling sensors or pick ejectors	Option	2667177	USD	3,216.00
Storage compartment close to both rear track units for 10 pick containers	Standard	2667178	USD	0.00
<b>Equipment operator's platform</b>				
A powerful hot-air heating system with intelligently arranged air vents close to the operator's hands and feet offers maximum comfort on the operator's platform	Option	2667179	USD	3,868.00
Operator's platform equipped with a height-adjustable stand-up seat for greater operator comfort	Standard	2688479	USD	0.00
<b>Milling drum assembly options</b>				
The actual milling depth is determined by calculating the difference in readings from sensors on the side plate and sensors on the scraper. The actual milling depth is displayed on the LEVEL PRO ACTIVE panel.	Standard	2598665	USD	0.00
Overload sensors automatically lift the scraper whenever obstacles are detected that could damage the scraper.	Option	2667192	USD	1,615.00
Active floating position for the side plates on the left and right by continuously adjusting the milling depth and position of the plates. If necessary, the side plates can be briefly raised to prevent them from sinking into the soft ground.	Standard	2598531	USD	0.00
Electrically switchable sectional water spray bar in the milling drum assembly FB3500/3800 (11 ft 6 in / 12 ft 6 in). Four areas can be controlled as required from the control panel (automatically controlled with WPT). This reduces water consumption enormously.	Standard	2667201	USD	0.00
Two wear protection rollers that can be attached to the side plates (left or right). The rollers protect the asphalt, curbs, and other surfaces from damage and prevent excessive wear to the side plates.	Option	2662818	USD	801.00

The mounting aid makes it much easier to change the milling drum assembly. Two extended wire ropes from the discharge conveyor are reattached and pull the primary conveyor out of the milling drum housing. This enables the aggregate to be changed without any additional effort. It saves time and work whenever the milling drum assembly needs to be changed.	<b>Standard</b>	<b>2685194</b>	<b>USD</b>	<b>0.00</b>
Transport carriage for milling drum units from FB2200 (7 ft 3 in) to FB4400 (14 ft 5 in) to make it easier to change milling drum units and handle them in the workshop or on the job site.	<b>Option</b>	<b>2282163</b>	<b>USD</b>	<b>17,684.00</b>
Milling drum mounting and transport cart for milling drums from FB1500 (4 ft 11 in) to FB2500 (8 ft 2 in)	<b>Option</b>	<b>2312515</b>	<b>USD</b>	<b>6,541.00</b>
Transport roller set consisting of 4 heavy-duty rollers for easy removal of milling units from FB1500 to FB3800 on level surfaces.	<b>Option</b>	<b>2762958</b>	<b>USD</b>	<b>5,320.00</b>
<b>Options for belt conveyor</b>				
VCS – vacuum cutting system on the discharge conveyor for the extraction of fine material particles and water vapor from the sealed milling drum unit.	<b>Standard</b>	<b>2667207</b>	<b>USD</b>	<b>0.00</b>
Signal lights for visual "stop" and "go" instructions for the truck driver without the use of a horn. The signal lights can be folded in hydraulically from the operator's platform.	<b>Option</b>	<b>2598539</b>	<b>USD</b>	<b>4,913.00</b>
Semi-automatic ACTIVE CONVEYOR swing angle control that guides the discharge conveyor in construction site situations where milling is carried out at intersections or roundabouts	<b>Standard</b>	<b>2703705</b>	<b>USD</b>	<b>0.00</b>
Support device for positioning the discharge conveyor on the flat bed truck	<b>Standard</b>	<b>60603</b>	<b>USD</b>	<b>0.00</b>
<b>Additional control unit LEVEL PRO</b>				
Additional 5" control panel for controlling the LEVEL PRO ACTIVE leveling system. Up to two additional control panels can be mounted in the rear lower area of the machines	<b>Option</b>	<b>2598631</b>	<b>USD</b>	<b>2,361.00</b>
2 Additional 7" control panel that displays the machine control and controls the LEVEL PRO ACTIVE levelling system. Up to two additional control panels can be mounted in the rear lower area of the machines	<b>Standard</b>	<b>2598632</b>	<b>USD</b>	<b>0.00</b>
Additional 2" control panel that can be programmed with up to 16 individually selected functions. Up to two additional control panels can be mounted on the outside railing of the operator's platform	<b>Standard</b>	<b>2598664</b>	<b>USD</b>	<b>0.00</b>



Two additional 2" control panels that can each be programmed with up to 16 individually selected functions. Up to two additional control panels can be mounted on the outside railing of the operator's platform	<b>Option</b>	<b>2767151</b>	<b>USD</b>	<b>3,990.00</b>
User-specific saving of individually adjustable machine settings such as the display configuration or the assignment of favorites buttons. The data can be saved on five different SMART KEY key fobs with tokens.	<b>Standard</b>	<b>2779470</b>	<b>USD</b>	<b>0.00</b>
<b>Leveling</b>				
Extension of the LEVEL PRO ACTIVE levelling system with levelling boom. Premounted and adjustable hydraulic cylinders on the left and right allow the use of a Sonic-Ski sensor that is able to scan a reference object up to 1,900 mm away from the milling edge. During machine transport, the sensor and cables are securely stowed in the corresponding transport boxes.	<b>Option</b>	<b>2667237</b>	<b>USD</b>	<b>10,776.00</b>
<b>Leveling</b>				
Extension of the LEVEL PRO ACTIVE leveling system with two hydraulic cylinder sensors for scanning a reference surface to the left and the right of the milling drum.	<b>Standard</b>	<b>2667241</b>	<b>USD</b>	<b>0.00</b>
<b>Leveling</b>				
Extension of the LEVEL PRO ACTIVE leveling system with multiplex scanning on the right. Two additional ultrasonic sensors scan reference surfaces in front of and behind the machine. During machine transport, the sensors and cables are securely stowed in a corresponding transport box.	<b>Option</b>	<b>2673212</b>	<b>USD</b>	<b>5,157.00</b>
Extension of the LEVEL PRO ACTIVE leveling system with multiplex scanning on the left and right. Four additional ultrasonic sensors scan reference surfaces in front of and behind the machine. During machine transport, the sensors and cables are securely stowed in a corresponding transport box.	<b>Option</b>	<b>2673213</b>	<b>USD</b>	<b>10,016.00</b>
<b>Leveling</b>				
Extension of the LEVEL PRO ACTIVE leveling system with multiplex scanning on the right. Two additional ultrasonic sensors scan reference surfaces in front of and behind the machine. During machine transport, the sensors and cables are securely stowed in a corresponding transport box. (FB3500/FB3800) (11 ft 6 in / 12 ft 6 in)	<b>Option</b>	<b>2790513</b>	<b>USD</b>	<b>6,406.00</b>
Extension of the LEVEL PRO ACTIVE leveling system with multiplex scanning on the right and left. Four additional ultrasonic sensors scan reference surfaces in front of	<b>Option</b>	<b>2790514</b>	<b>USD</b>	<b>12,309.00</b>

<b>Water system</b>				
Powerful, hydraulically operated high pressure water cleaner with a maximum output of 15 l/min (4 gpm) at a pressure of 150 bar (2175 psi).	<b>Option</b>	<b>2667357</b>	<b>USD</b>	<b>2,538.00</b>
<b>Pick changing aids</b>				
One hydraulically powered pick ejector, including the required electrical and hydraulic connections. Ideal for convenient, fast and low-noise pick changes.	<b>Standard</b>	<b>2667497</b>	<b>USD</b>	<b>0.00</b>
Two hydraulically powered pick ejectors, including the required electrical and hydraulic connections. Ideal for convenient, fast and low-noise pick changes.	<b>In lieu of 2667497</b>	<b>2793479</b>	<b>USD</b>	<b>2,484.00</b>
<b>Camera system</b>				
Two-fold camera system with one camera at the discharge conveyor and one camera with a view of the rear area. The camera images are displayed on the standard 7" control panel on the operator's platform.	<b>In lieu of 2673434</b>	<b>2673433</b>	<b>USD</b>	<b>-4,031.00</b>
Four-fold camera system with an additional 10" control panel for an optimised view of the work processes being executed in front of and behind the machine as well as of the side plates, on the right and left. The camera images are displayed on the 10" control panel on the operator's platform.	<b>Standard</b>	<b>2673434</b>	<b>USD</b>	<b>0.00</b>
Eight-fold camera system with an additional 10" control panel for an optimised view of the work processes being executed in front of and behind the machine, of the side plates on the right and left and of the milled surface behind the milling drum unit. The camera images are displayed on the 10" control panel on the operator's platform.	<b>In lieu of 2673434</b>	<b>2673435</b>	<b>USD</b>	<b>4,004.00</b>
<b>Other devices</b>				
Electrical preheating of the fuel filter to maintain the flow of fuel at low outside temperatures. Serves to guarantee machine operation at temperatures below 0 32 degrees Fahrenheit (0 degrees Celsius).	<b>Option</b>	<b>2673455</b>	<b>USD</b>	<b>1,384.00</b>
Electrical diesel suction and pressure pump with 7.50 m (24 ft 7 in) suction hose. The machine can be refueled with up to 50 l/min (13 gal/min) from external diesel tanks.	<b>Option</b>	<b>2673456</b>	<b>USD</b>	<b>936.00</b>
License plate holder with LED lighting	<b>Option</b>	<b>2654224</b>	<b>USD</b>	<b>489.00</b>
<b>Documentation</b>				
Additional set of technical documentation - North America country version (US)	<b>Option</b>		<b>USD</b>	<b>81.00</b>
Spare part and application documentation English (EN)	<b>Option</b>		<b>USD</b>	<b>14.00</b>

## Price list

# W 35 XRi

### Scope of supply – basic machine

- Engine: 4-cylinder diesel engine type DEUTZ TCD 2.9 L4
- Rated engine power at 2100 - 2300 rpm: 45 kW / 60 HP / 61 PS
- Exhaust standard: US EPA Tier 4f
- Standard milling width: 1 ft 2 in / 350 mm
- Theoretical milling depth: 4 in / 110 mm

#### STANDARD EQUIPMENT

- Base machine with engine
- Robust machine chassis
- Wide opening engine cowlings, with gas spring support and highly effective noise insulation
- Radiator with temperature-dependent fan speed
- Integrated 72 gal / 275 liter water tank
- Integrated 18 gal / 70 liter diesel tank
- Loading and tie-down points integrated in the chassis

#### MILLING DRUM UNIT

- Water sprayingstrip with on/off function for pick cooling with water pump with load-dependent control
- Wide opening milling drum door with automatic electrical safety shut-down
- Right side plate in hinged configuration in conjunction with centering pin system on the milling drum holder for quick and easy change of milling drums
- The right-hand side plate can be easily lifted using the foot pedal on the operator's stand

#### MACHINE CONTROL AND LEVELLING SYSTEM

- WIDRIVE machine controller to reduce operator workload and increase performance

#### OPERATOR'S PLATFORM

- Flexibly mounted operator's platform on the top of the machine
- Multi-function armrest on right with up/down and front/back adjustment with joystick and various controls ergonomically arranged
- Display for important machine parameters on the left control panel
- Convenient operating console with practical switches
- Convenient footstep to the operator's platform
- Operator's platform with vibration damping
- Steering console with adjustable inclination
- Lockable control panel covers

#### TRACK UNIT AND HEIGHT ADJUSTMENT

- Hydraulic 3-wheel all-wheel drive with hydraulic flow distributor
- Two manually engageable milling speeds as well as one traveling gear
- Hydraulic, easy front wheel steering
- Hydraulic spring-loaded multi-disc brake
- Hydraulic height adjustment with two speeds at the rear track units
- Manually folding-in rear right wheel

#### MISCELLANEOUS

- Lockable toolbox with toolkit for maintenance and servicing
- Additional mount for a pick container
- Device for towing away for releasing the spring-loaded multi-disc brake
- Reversing horn

- Extensive safety package with EMERGENCY STOP switch
- Pre-fitting for installing the WITOS FleetView control unit
- European type certification, EuroTest mark and CE conformity

**List price ex subsidiary Wirtgen America**

**USD**

**171,054.00**

### **Mandatory Options**

#### **Milling drum housing**

Ancillary parts for milling drum housing for extending to FB350. For operation without discharge conveyor. With single closing cap. Without scraper and milling drum.	<b>Standard</b>	<b>2435407</b>	<b>USD</b>	<b>0.00</b>
Ancillary parts for milling drum housing for extending to FB350. For operation with discharge conveyor. Including scraper and scraper bottom part. Without milling drum.	<b>Option</b>	<b>2434106</b>	<b>USD</b>	<b>1,656.00</b>
Ancillary parts for milling drum housing for extending to FB500. For operation without discharge conveyor. With single closing cap. Without scraper and milling drum.	<b>Option</b>	<b>2430304</b>	<b>USD</b>	<b>2,565.00</b>
Ancillary parts for milling drum housing for extending to FB500. For operation with discharge conveyor. Including scraper and scraper bottom part. Without milling drum.	<b>Option</b>	<b>2430301</b>	<b>USD</b>	<b>4,587.00</b>

#### **Hydraulic connection**

Hydraulic drive with quick-release connection and additional hydraulic pump for operation of discharge conveyor or hydraulic jack hammer.	<b>Standard</b>	<b>2433900</b>	<b>USD</b>	<b>0.00</b>
---	-----------------	----------------	------------	-------------

#### **Milling drums / milling units**

Milling drum FB350 LA15, with welded pick holders HT08 with increased service life, milling depth max. 4 in / 110 mm, equipped with 31 picks. For a wide range of applications, e.g. removal of surface and binder layer, complete removal of road surfaces or concrete milling work.	<b>Standard</b>	<b>2430057</b>	<b>USD</b>	<b>0.00</b>
---	-----------------	----------------	------------	-------------

#### **Milling depth regulation**

Mechanical milling depth indicator by a wire-rope sensor left and right connected to the wheel brackets. Separate display on the left and right by a milling depth gage.	<b>Standard</b>	<b>2435408</b>	<b>USD</b>	<b>0.00</b>
LEVEL PRO PLUS leveling system. The measurement is made using wire-rope sensors on the side plate right and left. The milling depth is displayed and set intuitively on the LEVEL PRO PLUS operating display. The milling depth is regulated automatically. Incl. pre-fitting for additional sensors (e.g. Rapid Slope cross-slope sensor).	<b>Option</b>	<b>2376183</b>	<b>USD</b>	<b>8,143.00</b>

<b>Paint</b>				
Painting in cream RAL 9001 with orange stripes. The entire base of the machine is painted in slate gray RAL 7015.	Standard	2862807	USD	0.00
Film coating in cream RAL 9001 with orange stripes. The entire base of the machine is painted in slate gray RAL 7019	Option	2893649	USD	1,561.00
<b>Technical documentation</b>				
Technical documentation - North America country version (US)	Standard	2456347	USD	0.00
<b>Telematics</b>				
WITOS FleetView (mobile phone standard 3, 4G) includes a control unit (TCU) with a GPS receiver and the usage rights for the web application WITOS FleetView. The web access function offers a compact overview of the machine status including consumption data, working times, position data, error messages and service intervals. (The actual amount of data available depends on the machine type). The availability of WITOS FleetView is guaranteed for 3 years from the date of delivery.	Standard	2770403	USD	0.00
<b>Machine lighting</b>				
Lighting system consisting of 2 halogen and 4 LED working lights. The headlights illuminate the area in front of the machine and the area in front of the milling drum unit. The light output of the working lights is approx. 9,700 lumens in total.	Standard	2435593	USD	0.00
High-performance lighting system consisting of 1 halogen and 5 LED working lights. The headlights illuminate the area in front of the machine and the area in front of the milling drum unit. The light output of the working lights is approx. 10,300 lumens in total. LED working lights are extremely bright, shock-resistant and durable.	Option	2435594	USD	258.00
<b>Equipment Options</b>				
<b>Additional weight</b>				
Modular additional weight 3086 lbs / 1,400 kg for individual ballasting of the machine. The weight plates can be carried and easily mounted by one person.	Standard	2450844	USD	0.00
<b>Equipment operator's platform</b>				
Equipment of the operator's platform with a height adjustable stand-up seat for increasing operating comfort	Standard	2460736	USD	0.00

<b>Slot cutting ring</b>				
Ancillary parts and adapter with saw blade FB14 (5 in), milling depth max. 4 in / 100 mm, for the installation on zero edge right	Option	2074431	USD	2,131.00
Ancillary parts and adapter with saw blade FB19 (7 in), milling depth max. 4 in / 100 mm, for the installation on zero edge right	Option	2120815	USD	2,117.00
<b>Options for belt conveyor</b>				
Robust 6 ft 1 in / 1,870 mm long discharge conveyor with conveyor belt width 8 in / 250 mm. Includes comfortable rope winch height adjustment. Using a foldable roller unit, the discharge conveyor can be mounted and removed in just a few steps and is easy to transport on a construction site. When replacing the picks, the belt can simply be swung to the side without the hydraulic connections having to be disconnected.	Option	2605148	USD	7,139.00
<b>Leveling</b>				
Expansion of the LEVEL PRO PLUS leveling system for laser leveling. Including laser receiver with mount, pylon and cable - without laser transmitter.	Option	2368610	USD	15,091.00
<b>Lateral slope control</b>				
Expansion of the LEVEL PRO PLUS leveling system by a RAPID SLOPE cross-slope sensor. Ideal, for example for aligning the machine in a defined lateral tilt on a one-sided reference.	Option	2368617	USD	4,166.00
<b>Leveling</b>				
Pre-programmable height positions with automatic positioning. 3 freely selectable workings heights each on left and right can be predefined. E.g. for quickly moving to milling depths or lifting the machine out of the cut. The left and right positions can be moved to separately.	Standard	2435844	USD	0.00
<b>Attachments</b>				
Powerful hydraulic hammer including 32 ft 8 in / 10-m connecting hose for residual jobs	Option	2435414	USD	4,940.00
<b>Other devices</b>				
License plate holder with LED lighting to comply with country-specific regulations.	Option	2656383	USD	461.00

Additional milling drums				
Fine milling drum, with milling width 350 mm / 1 ft 2 in, milling depth max. 100 mm / 3 15/16 in, tool spacing 6 mm / 15/64 in, equipped with welded holder system HT5 and 57 picks. For applications with the maximum requirement on macro and micro-profile of the road surface, e.g. increase in grip by roughening, preparatory milling for thin-layer coverings or removal of markings on the road surface.	Option	187302	USD	5,836.00
Microfine milling drum FB350 (14") LA3, with welded pick holders HT4, milling depth max. 1.2 in / 30 mm, equipped with 117 picks	Option	187301	USD	8,672.00
Documentation				
Additional set of technical documentation - North America country version (US)	Option		USD	81.00
Spare part and application documentation English (EN)	Option		USD	14.00



## Price list W 50 Ri

### Scope of supply – basic machine

- Engine: 4-CYLINDER DIESEL ENGINE TYPE DEUTZ TCD 4.1 L4
- Rated engine power 2300 r.p.m.: 105 kW / 141 HP / 143 PS
- Exhaust standard: EU Stage V / US EPA Tier 4f
- Standard milling width: 1 ft 7 in / 500 mm
- Theoretical milling depth: 8 in / 210 mm

### STANDARD EQUIPMENT

- Engine cover with noise insulation and flexibly decoupled engine mounting for especially quiet running and low noise emissions

### MILLING DRUM UNIT

- Automatically activating, hydraulic drive belt tensioner for reliable power transmission to the milling drum
- Hydraulically lifting side plates with position measuring sensors in the hydraulic cylinders for measuring the milling depth.
- Round milling drum housing and straight left side plate for optimum material transport, making for low left-over amounts when lifting out the milling drum
- Prepared for using a scraper decoupled from the conveyor suspension for loading material using discharge conveyor
- The right-hand side of the milling drum housing can be easily opened for maintenance or drum change
- Optimized for quick change of the milling drum, including by using centering pins with the side door of the milling drum housing
- With automatic electrical safety shut-off for the milling drum

### LOADING OF MILLED MATERIAL

- Machine prepared for optional material loading by discharge conveyor
- Conveyor speed continuously variable
- Conveyor slewing angle right/left 30 degrees each for significantly improved loading procedures
- Slender conveyor suspension permits improved visibility to the rear

### OPERATOR'S PLATFORM

- Operator's platform with ergonomically arranged operator's seat, control panel arranged on the right and digital milling depth indicator in the control display
- Steering console with adjustable rake and reach for ideal adaptation of the operator's platform to the operator
- 2 rear-view mirrors left
- Machine design permits unobstructed view of the milled edge at the right and left as well as the working area in front of the milling drum on the right
- Conveniently accessible ladder/footstep to the operator's platform with night-time lighting and especially low, folding bottom edge of the latter/footstep
- Robust anti-vandalism protection for the controls

### TRACK UNIT AND HEIGHT ADJUSTMENT

- Precise machine height adjustment in 0.04 or 0.2 in / 1 or 5 mm steps from the machine control panel
- Infinitely variable, hydraulic all-wheel drive with three speed ranges
- Digital load control, can be engaged manually, hydraulic differential lock (via flow divider)
- Particularly wide solid rubber tires (1 ft / 300 mm) for the lowest ground pressures and optimum traction
- For milling along curb edges, the rear right support wheel can be swiveled hydraulically from the operator's platform in front of the milling drum. In addition, the machine does not have to be lowered.
- Hydraulic spring-loaded brake



- Proportional height adjustment at rear
- Additional machine controller for automatic milling of intermittent rumble strip sections. Only in combination with a rumble strip kit.

#### MISCELLANEOUS

- Optimized center of gravity position, irrespective of the filling levels of the water and fuel tanks
- Particularly low machine center of gravity for high stability of the machine
- Robust and easily maintained machine chassis with optimum ground clearance and short overhangs
- Towing device
- Reversing horn
- Large tool package with lockable tool box and additional storage space for two pick containers
- Pre-fitting for installing the WITOS FleetView control unit
- European type certification, EuroTest mark and CE conformity

**List price ex subsidiary Wirtgen America** **USD** **275,283.00**

#### Mandatory Options

##### Milling drum housing

Wear-resistant milling drum housing FB500 (20") with scraper system. For use with discharge conveyor.	Standard	2288339	USD	0.00
---	----------	---------	-----	------

##### Milling drums / milling units

Milling drum with milling width 500 mm / 1 ft 7 in, milling depth max. 210 mm / 8 in, tool spacing 15 mm / 19/32 in, equipped with welded pick holders HT08 with increased service life and 60 picks. For a wide range of applications, e.g. removal of surface and binder layer, complete removal of road surfaces or concrete milling work.	Standard	2288343	USD	0.00
---	----------	---------	-----	------

##### Material depressor / milling unit seal front

Front milling drum unit seal FB500 (20") with hydraulic height and contact pressure adjustment. An overload sensor with control function lifts the seal briefly in case of a collision and thus prevents damage.	Standard	2288347	USD	0.00
--	----------	---------	-----	------

#### OPERATOR'S PLATFORM

Standard operator's seat with shock absorption and lengthways adjustment	Standard	2288348	USD	0.00
--	----------	---------	-----	------

Comfort operator's seat incl. seat heating. The operator's seat has shock absorption, lengthways adjustment and can be swiveled through 20 degrees.	Option	2288349	USD	1,072.00
---	--------	---------	-----	----------

##### Milling depth regulation

Digital milling depth indicator in the control display. The measurement is made using cylinder sensors in the lifting columns. Regulation is performed manually by the operator. With 3 freely assignable milling depth memory slots each for the left and right sides of the machine.	Standard	2288350	USD	0.00
--	----------	---------	-----	------

LEVEL PRO PLUS leveling system. The measurement is made using cylinder sensors on the side plate right and left. The milling depth is displayed and set intuitively on the LEVEL PRO PLUS control display. The milling depth is regulated automatically. Incl. pre-fitting for additional sensors (e.g. Rapid Slope).	Option	2288352	USD	9,975.00
<b>Hydraulic connection</b>				
Machine with hydraulic pre-fitting for a discharge conveyor with screw coupling. Each contains the coupling element on the machine side and the discharge conveyor side.	Standard	2288355	USD	0.00
<b>Material transport</b>				
Discharge conveyor 18 ft 4 in / 5,600 mm long with conveyor belt width 1 ft 2 in / 350 mm and hydraulic folding device for shortening the transport length or simplified maneuvering in narrow fields. Including mechanical installation and removal assistance.	Standard	2288359	USD	0.00
<b>Paint</b>				
Painting in cream RAL 9001 with orange stripes. The entire base of the machine is painted in slate gray RAL 7015.	Standard	2288360	USD	0.00
Film coating in cream RAL 9001 with orange stripes. The entire base of the machine is painted in slate gray RAL 7019	Option	2893655	USD	1,859.00
<b>Technical documentation</b>				
Technical documentation - North America country version (US)	Standard	2456347	USD	0.00
<b>Telematics</b>				
WITOS FleetView (mobile phone standard 3, 4G) includes a control unit (TCU) with a GPS receiver and the usage rights for the web application WITOS FleetView. The web access function offers a compact overview of the machine status including consumption data, working times, position data, error messages and service intervals. (The actual amount of data available depends on the machine type). The availability of WITOS FleetView is guaranteed for 3 years from the date of delivery.	Standard	2770403	USD	0.00
<b>Machine lighting</b>				
Lighting system consisting of 1 LED strip, 3 halogen and 8 LED working lights. The headlights illuminate the area in front of the machine, the left machine side, the area in front of the milling drum unit, the loading area, the ladder/footstep and the operator's platform. The light output of the working lights is approx. 16,700 lumen in total.	Standard	2487449	USD	0.00

High-performance lighting system consisting of 2 LED strips, 1 halogen and 12 LED working lights. The headlights illuminate the area in front of the machine, the rear of the machine, the left machine side from the front and rear, the area in front of the milling drum unit, the wheel arch, the weather canopy, the loading area, the ladder/footstep and the operator's platform. The light output of the working lights is approx. 23,300 lumen in total. LED working lights are extremely bright, shock-resistant and durable.	Option	2487450	USD	964.00
<b>Crawler units</b>				0.00
Chassis with 4 driven wheeled track units for a quick and maneuverable change of field with optimum traction and better distribution of ground pressure. The front wheels are arranged slightly offset and so permit larger steering angles as well as greater comfort and safety when crossing lateral steps.	Standard	2286790	USD	0.00
<b>Equipment Options</b>				
<b>Additional weight</b>				
Machine equipment with an additional weight 838 lbs / 380 kg behind the front axle. The additional weight increases the machine traction.	Option	2288394	USD	2,171.00
<b>Advance drive</b>				
Equipment of the machine with 4-wheel chassis with precision steering. Pushbuttons on the multi-function armrests with a proportional response permit more precise steering of the machine. The right rear wheel also steers, thereby enabling the smallest turning circles within a compact space.	Standard	2478478	USD	0.00
Equipment of the machine for increased transport speed by using more powerful hydraulic components, (3-wheel up to 8 km/h / 5 mph, 4-wheel up to 12 km/h / 7.5 mph). Working in the field is significantly accelerated by an increased transport speed of the machine. Option only possible in conjunction with precision steering.	Standard	2478476	USD	0.00
<b>Equipment operator's platform</b>				
Operator's platform with weather canopy and lateral weather protection elements. The weather canopy can be adjusted in height hydraulically. The transparent weather protection elements on the side on the roof and the right of the operator's platform protect the operator against the effects of weather driving in from the sides, and ensure additional comfort when working.	Option	2309414	USD	9,351.00

<b>Milling drum assembly options</b>				
Overload sensor on the scraper FB500/600 for automatic lifting function in case of obstacles. Effectively prevents the scraper from sinking into the loose sub-base, as well as getting stuck on obstacles.	Option	2478474	USD	950.00
Active floating position on the side plate right and left by continuous comparison between the milling depth and position of the side plate. If required, the side plate is lifted briefly to prevent tilting or sinking into a soft sub-base. (Only possible in conjunction with LEVEL PRO PLUS.)	Option	2478486	USD	1,737.00
<b>Side milling ring</b>				
Side milling ring with protective cover and ancillary parts FB80 (3") cpl., with welded pick holders HT02, milling depth max. 0 ft 11 in / 300 mm, equipped with 30 picks	Option	2288386	USD	9,839.00
<b>Device for milling drum change</b>				
Milling drum assembly trolley for milling drums up to FB600 (24"), for straightforward milling drum change.	Option	177240	USD	692.00
<b>Additional milling units</b>				
FCS milling unit FB400 (15,75") LA15, with welded pick holders HT08, milling depth max. 8 in / 210 mm, equipped with 54 picks. Including corresponding scraper bottom parts.	Option	2288388	USD	7,247.00
FCS milling unit FB300 (12") LA15, with welded pick holders HT08, milling depth max. 8 in / 210 mm, equipped with 47 picks. Including corresponding scraper bottom parts.	Option	2288389	USD	6,229.00
<b>Cold-start device</b>				
Electrical preheating of the fuel filter to maintain the flow of fuel at low outside temperatures. Serves to guarantee machine operation at temperatures below 0 32 degrees Fahrenheit (0 degrees Celsius).	Option	2411669	USD	407.00
<b>Options for belt conveyor</b>				
Additional shortened discharge conveyor 3 ft 7 in / 1,100 mm long with conveyor belt system 1 ft 2 in / 350 mm. Including hydraulic conveyor cylinder and installation material. Ideal for loading wheel loader buckets and wheelbarrows or for depositing the milled material at the side.	Option	2288390	USD	11,726.00

<b>Lateral slope control</b>				
Expansion of the LEVEL PRO PLUS leveling system by a RAPID SLOPE sensor. Ideal, for example for aligning the machine in a defined lateral tilt on a one-sided reference.	Option	2547902	USD	4,166.00
Expansion of the LEVEL PRO PLUS leveling system by a leveling boom that can be moved out on the left side. The boom can be moved out hydraulically if required by up to 43 in / 1,080 mm and mechanically by a further 40 in / 1,020 mm. Including sensor and cable as well as LED position lights for indicating the moved-out boom.	Option	2288393	USD	5,727.00
<b>Attachments</b>				
Hydraulic control valves and hydraulic connection on machine rear for the use of a hydraulic hammer or further hydraulically driven additional devices.	Option	2363218	USD	977.00
<b>Attachments</b>				
Powerful hydraulic hammer with 33 ft / 10 m connection hose. Ideal for removing left-over areas.	Option	2288398	USD	4,940.00
<b>Water system / spraying agent system</b>				
Hydraulically driven water filler pump. For rapid filling of the water tank. The filler pump is located in an easily accessible position and is protected in the storage compartment at the ladder/footstep to the operator's platform.	Option	2288387	USD	2,877.00
<b>Pick changing aids</b>				
Hydraulically driven pick extractor drift, complete with holder and corresponding electrical and hydraulic connectors. Ideal for convenient and quiet pick change.	Option	2288399	USD	6,148.00
<b>Wirtgen information and diagnostic system</b>				
Equipment of the machine with job data acquisition. The information is shown in the control display.	Option	2410294	USD	1,154.00
<b>Camera system</b>				
Monitor system with 2 cameras and an additional screen. A camera is mounted on the discharge conveyor and displays the ejection area. The 2nd camera can be freely positioned on the machine using a magnetic base and spiral cable, and thus offers complete flexibility in use.	Option	2487626	USD	5,171.00

<b>Other devices</b>				
License plate holder with LED lighting to comply with country-specific regulations.	Option	2655776	USD	461.00
<b>Additional milling drums</b>				
Milling drum FB80 (3") with welded pick holders HT02, milling depth max. 8 in / 210 mm, equipped with 24 RS picks, for the installation in the milling drum housing with zero edge right	Option	2078806	USD	3,406.00
Milling drum with milling width 300 mm / 0 ft 11 in, milling depth max. 210 mm / 8 in, tool spacing 15 mm / 19/32 in, equipped with welded pick holders HT08 with increased service life and 47 picks. For a wide range of applications, e.g. removal of surface and binder layer, complete removal of road surfaces or concrete milling work.	Option	2334037	USD	5,306.00
Milling drum with milling width 400 mm / 15 3/4 in, milling depth max. 210 mm / 8 in, tool spacing 15 mm / 19/32 in, equipped with welded pick holders HT08 with increased service life and 54 picks. For a wide range of applications, e.g. removal of surface and binder layer, complete removal of road surfaces or concrete milling work.	Option	2334038	USD	6,012.00
Microfine milling drum FB500 (20") LA3, with welded pick holders HT4, milling depth max. 0.8 in / 20 mm, equipped with 166 mini-picks.	Option	178460	USD	12,106.00
Fine milling drum, with milling width 500 mm / 1 ft 8 in, milling depth max. 50 mm / 2 in, tool spacing 6 mm / 15/64 in, equipped with welded holder system HT5 and 84 picks. For applications with the maximum requirement on macro and micro-profile of the road surface, e.g. increase in grip by roughening, preparatory milling for thin-layer coverings or removal of markings on the road surface.	Option	177181	USD	9,147.00
FCS milling drum with milling width 500 mm / 1 ft 7 in, milling depth max. 210 mm / 8 in, tool spacing 20 mm / 25/32 in, equipped with welded pick holders HT08 and 54 picks. For applications with high requirements for milling volume, e.g. complete removal of road surfaces or concrete milling work.	Option	2389515	USD	6,107.00
<b>Documentation</b>				
Additional set of technical documentation - North America country version (US)	Option	USD		81.00
Spare part and application documentation English (EN)	Option	USD		14.00



## Price list W 60 Ri

### Scope of supply – basic machine

- Engine: 4-CYLINDER DIESEL ENGINE TYPE DEUTZ TCD 4.1 L4
- Rated engine power 2300 r.p.m.: 105 kW / 141 HP / 143 PS
- Exhaust standard: EU Stage V / US EPA Tier 4f
- Standard milling width: 1 ft 7 in / 500 mm
- Theoretical milling depth: 8 in / 210 mm

### STANDARD EQUIPMENT

- Engine cover with noise insulation and flexibly decoupled engine mounting for especially quiet running and low noise emissions

### MILLING DRUM UNIT

- Automatically activating, hydraulic drive belt tensioner for reliable power transmission to the milling drum
- Hydraulically lifting side plates with position measuring sensors in the hydraulic cylinders for measuring the milling depth.
- Round milling drum housing and straight left side plate for optimum material transport, making for low left-over amounts when lifting out the milling drum
- Prepared for using a scraper decoupled from the conveyor suspension for loading material using discharge conveyor
- The right-hand side of the milling drum housing can be easily opened for maintenance or drum change
- Optimized for quick change of the milling drum, including by using centering pins with the side door of the milling drum housing
- With automatic electrical safety shut-off for the milling drum

### LOADING OF MILLED MATERIAL

- Machine prepared for optional material loading by discharge conveyor
- Conveyor speed continuously variable
- Conveyor slewing angle right/left 30 degrees each for significantly improved loading procedures
- Slender conveyor suspension permits improved visibility to the rear

### OPERATOR'S PLATFORM

- Operator's platform with ergonomically arranged operator's seat, control panel arranged on the right and digital milling depth indicator in the control display
- Steering console with adjustable rake and reach for ideal adaptation of the operator's platform to the operator
- 2 rear-view mirrors left
- Machine design permits unobstructed view of the milled edge at the right and left as well as the working area in front of the milling drum on the right
- Conveniently accessible ladder/footstep to the operator's platform with night-time lighting and especially low, folding bottom edge of the latter/footstep
- Robust anti-vandalism protection for the controls

### TRACK UNIT AND HEIGHT ADJUSTMENT

- Precise machine height adjustment in 0.04 or 0.2 in / 1 or 5 mm steps from the machine control panel
- Infinitely variable, hydraulic all-wheel drive with three speed ranges
- Digital load control, can be engaged manually, hydraulic differential lock (via flow divider)
- Particularly wide solid rubber tires (1 ft / 300 mm) for the lowest ground pressures and optimum traction
- For milling along curb edges, the rear right support wheel can be swiveled hydraulically from the operator's platform in front of the milling drum. In addition, the machine does not have to be lowered.
- Hydraulic spring-loaded brake

- Proportional height adjustment at rear
- Additional machine controller for automatic milling of intermittent rumble strip sections. Only in combination with a rumble strip kit.

#### MISCELLANEOUS

- Optimized center of gravity position, irrespective of the filling levels of the water and fuel tanks
- Particularly low machine center of gravity for high stability of the machine
- Robust and easily maintained machine chassis with optimum ground clearance and short overhangs
- Towing device
- Reversing horn
- Machine equipment with an additional weight 838 lbs / 380 kg behind the front axle. The additional weight increases the machine traction.
- Large tool package with lockable tool box and additional storage space for two pick containers
- Pre-fitting for installing the WITOS FleetView control unit
- European type certification, EuroTest mark and CE conformity

<b>List price ex subsidiary Wirtgen America</b>	<b>USD</b>	<b>280,467.00</b>
---	------------	-------------------

#### Mandatory Options

##### Milling drum housing

Wear-resistant milling drum housing FB600 (24") with scraper system. For use with discharge conveyor.	<b>Standard</b>	<b>2381026</b>	<b>USD</b>	<b>0.00</b>
---	-----------------	----------------	------------	-------------

##### Milling drums / milling units

Milling drum with milling width 600 mm / 23 5/8 in, milling depth max. 210 mm / 8 in, tool spacing 15 mm / 19/32 in, equipped with welded pick holders HT08 with increased service life and 70 picks. For a wide range of applications, e.g. removal of surface and binder layer, complete removal of road surfaces or concrete milling work.	<b>Standard</b>	<b>2288345</b>	<b>USD</b>	<b>0.00</b>
---	-----------------	----------------	------------	-------------

##### Material depressor / milling unit seal front

Front milling drum unit seal FB600 (24") with hydraulic height and contact pressure adjustment. An overload sensor with lifting function lifts the seal briefly in case of a collision and thus prevents damage.	<b>Standard</b>	<b>2297529</b>	<b>USD</b>	<b>0.00</b>
--	-----------------	----------------	------------	-------------

#### OPERATOR'S PLATFORM

Standard operator's seat with shock absorption and lengthways adjustment	<b>Standard</b>	<b>2288348</b>	<b>USD</b>	<b>0.00</b>
--	-----------------	----------------	------------	-------------

Comfort operator's seat incl. seat heating. The operator's seat has shock absorption, lengthways adjustment and can be swiveled through 20 degrees.	<b>Option</b>	<b>2288349</b>	<b>USD</b>	<b>1,072.00</b>
---	---------------	----------------	------------	-----------------

##### Milling depth regulation

Digital milling depth indicator in the control display. The measurement is made using cylinder sensors in the lifting columns. Regulation is performed manually by the operator. With 3 freely assignable milling depth memory slots each for the left and right sides of the machine.	<b>Standard</b>	<b>2288350</b>	<b>USD</b>	<b>0.00</b>
--	-----------------	----------------	------------	-------------



LEVEL PRO PLUS leveling system. The measurement is made using cylinder sensors on the side plate right and left. The milling depth is displayed and set intuitively on the LEVEL PRO PLUS control display. The milling depth is regulated automatically. Incl. pre-fitting for additional sensors (e.g. Rapid Slope).	Option	2288352	USD	9,975.00
<b>Hydraulic connection</b>				
Machine with hydraulic pre-fitting for a discharge conveyor with screw coupling. Each contains the coupling element on the machine side and the discharge conveyor side.	Standard	2288355	USD	0.00
<b>Material transport</b>				
Discharge conveyor 18 ft 4 in / 5,600 mm long with conveyor belt width 1 ft 2 in / 350 mm and hydraulic folding device for shortening the transport length or simplified maneuvering in narrow fields. Including mechanical installation and removal assistance.	Standard	2288359	USD	0.00
<b>Paint</b>				
Painting in cream RAL 9001 with orange stripes. The entire base of the machine is painted in slate gray RAL 7015.	Standard	2380455	USD	0.00
Film coating in cream RAL 9001 with orange stripes. The entire base of the machine is painted in slate gray RAL 7019	Option	2893657	USD	1,859.00
<b>Technical documentation</b>				
Technical documentation - North America country version (US)	Standard	2456347	USD	0.00
<b>Telematics</b>				
WITOS FleetView (mobile phone standard 3, 4G) includes a control unit (TCU) with a GPS receiver and the usage rights for the web application WITOS FleetView. The web access function offers a compact overview of the machine status including consumption data, working times, position data, error messages and service intervals. (The actual amount of data available depends on the machine type). The availability of WITOS FleetView is guaranteed for 3 years from the date of delivery.	Standard	2770403	USD	0.00

<b>Machine lighting</b>				
Lighting system consisting of 1 LED strip, 3 halogen and 8 LED working lights. The headlights illuminate the area in front of the machine, the left machine side, the area in front of the milling drum unit, the loading area, the ladder/footstep and the operator's platform. The light output of the working lights is approx. 16,700 lumen in total.	Standard	2487449	USD	0.00
High-performance lighting system consisting of 2 LED strips, 1 halogen and 12 LED working lights. The headlights illuminate the area in front of the machine, the rear of the machine, the left machine side from the front and rear, the area in front of the milling drum unit, the wheel arch, the weather canopy, the loading area, the ladder/footstep and the operator's platform. The light output of the working lights is approx. 23,300 lumen in total. LED working lights are extremely bright, shock-resistant and durable.	Option	2487450	USD	964.00
<b>Crawler units</b>				
Chassis with 4 driven wheeled track units for a quick and maneuverable change of field with optimum traction and better distribution of ground pressure. The front wheels are arranged slightly offset and so permit larger steering angles as well as greater comfort and safety when crossing lateral steps.	Standard	2286790	USD	0.00
<b>Equipment Options</b>				
<b>Additional weight</b>				
Equipment of the machine with an additional weight 620 kg / 1367 lbs on the underbody. For the W 50 Ri, only in conjunction with the additional weight 380 kg / 838 lbs. The additional weight increases the machine traction.	Option	2288395	USD	2,959.00
<b>Advance drive</b>				
Equipment of the machine with 4-wheel chassis with precision steering. Pushbuttons on the multi-function armrests with a proportional response permit more precise steering of the machine. The right rear wheel also steers, thereby enabling the smallest turning circles within a compact space.	Standard	2481423	USD	0.00
Equipment of the machine for increased transport speed by using more powerful hydraulic components, (3-wheel up to 8 km/h / 5 mph, 4-wheel up to 12 km/h / 7.5 mph). Working in the field is significantly accelerated by an increased transport speed of the machine. Option only possible in conjunction with precision steering.	Standard	2478476	USD	0.00

<b>Equipment operator's platform</b>				
Operator's platform with weather canopy and lateral weather protection elements. The weather canopy can be adjusted in height hydraulically. The transparent weather protection elements on the side on the roof and the right of the operator's platform protect the operator against the effects of weather driving in from the sides, and ensure additional comfort when working.	<b>Option</b>	<b>2309414</b>	<b>USD</b>	<b>9,351.00</b>
<b>Milling drum assembly options</b>				
Overload sensor on the scraper FB500/600 for automatic lifting function in case of obstacles. Effectively prevents the scraper from sinking into the loose sub-base, as well as getting stuck on obstacles.	<b>Option</b>	<b>2478474</b>	<b>USD</b>	<b>950.00</b>
Active floating position on the side plate right and left by continuous comparison between the milling depth and position of the side plate. If required, the side plate is lifted briefly to prevent tilting or sinking into a soft sub-base. (Only possible in conjunction with LEVEL PRO PLUS.)	<b>Option</b>	<b>2478486</b>	<b>USD</b>	<b>1,737.00</b>
<b>Side milling ring</b>				
Side milling ring with protective cover and ancillary parts FB80 (3") cpl., with welded pick holders HT02, milling depth max. 0 ft 11 in / 300 mm, equipped with 30 picks	<b>Option</b>	<b>2288386</b>	<b>USD</b>	<b>9,839.00</b>
<b>Device for milling drum change</b>				
Milling drum assembly trolley for milling drums up to FB600 (24"), for straightforward milling drum change.	<b>Option</b>	<b>177240</b>	<b>USD</b>	<b>692.00</b>
<b>Additional milling units</b>				
FCS milling unit FB500 (1 ft 6 in) LA15, with welded pick holders HT08, milling depth max. 8 in / 210 mm, equipped with 60 picks. Including corresponding scraper bottom parts.	<b>Option</b>	<b>2542455</b>	<b>USD</b>	<b>9,432.00</b>
FCS milling unit FB400 (15,75") LA15, with welded pick holders HT08, milling depth max. 8 in / 210 mm, equipped with 54 picks. Including corresponding scraper bottom parts.	<b>Option</b>	<b>2542456</b>	<b>USD</b>	<b>9,011.00</b>
<b>Cold-start device</b>				
Electrical preheating of the fuel filter to maintain the flow of fuel at low outside temperatures. Serves to guarantee machine operation at temperatures below 0 32 degrees Fahrenheit (0 degrees Celsius).	<b>Option</b>	<b>2411669</b>	<b>USD</b>	<b>407.00</b>

<b>Options for belt conveyor</b>				
Additional shortened discharge conveyor 3 ft 7 in / 1,100 mm long with conveyor belt system 1 ft 2 in / 350 mm. Including hydraulic conveyor cylinder and installation material. Ideal for loading wheel loader buckets and wheelbarrows or for depositing the milled material at the side.	Option	2288390	USD	11,726.00
<b>Lateral slope control</b>				
Expansion of the LEVEL PRO PLUS leveling system by a RAPID SLOPE sensor. Ideal, for example for aligning the machine in a defined lateral tilt on a one-sided reference.	Option	2547902	USD	4,166.00
Expansion of the LEVEL PRO PLUS leveling system by a leveling boom that can be moved out on the left side. The boom can be moved out hydraulically if required by up to 43 in / 1,080 mm and mechanically by a further 40 in / 1,020 mm. Including sensor and cable as well as LED position lights for indicating the moved-out boom.	Option	2288393	USD	5,727.00
<b>Attachments</b>				
Hydraulic control valves and hydraulic connection on machine rear for the use of a hydraulic hammer or further hydraulically driven additional devices.	Option	2363218	USD	977.00
<b>Attachments</b>				
Powerful hydraulic hammer with 33 ft / 10 m connection hose. Ideal for removing left-over areas.	Option	2288398	USD	4,940.00
<b>Water system / spraying agent system</b>				
Hydraulically driven water filler pump. For rapid filling of the water tank. The filler pump is located in an easily accessible position and is protected in the storage compartment at the ladder/footstep to the operator's platform.	Option	2288387	USD	2,877.00
<b>Pick changing aids</b>				
Hydraulically driven pick extractor drift, complete with holder and corresponding electrical and hydraulic connectors. Ideal for convenient and quiet pick change.	Option	2288399	USD	6,148.00
<b>Wirtgen information and diagnostic system</b>				
Equipment of the machine with job data acquisition. The information is shown in the control display.	Option	2410294	USD	1,154.00
<b>Camera system</b>				
Monitor system with 2 cameras and an additional screen. A camera is mounted on the discharge conveyor and displays the ejection area. The 2nd camera can be freely positioned on the machine using a magnetic base and spiral cable, and thus offers complete flexibility in use.	Option	2487626	USD	5,171.00

<b>Other devices</b>				
License plate holder with LED lighting to comply with country-specific regulations.	<b>Option</b>	<b>2655776</b>	<b>USD</b>	<b>461.00</b>
<b>Additional milling drums</b>				
Milling drum FB80 (3") with welded pick holders HT02, milling depth max. 8 in / 210 mm, equipped with 24 picks	<b>Option</b>	<b>2389524</b>	<b>USD</b>	<b>3,298.00</b>
Fine milling drum, with milling width 600 mm, milling depth max. 100 mm, tool spacing 6 mm / 15/64 in, equipped with welded holder system HT5 and 101 picks. For applications with the maximum requirement on macro and micro-profile of the road surface, e.g. increase in grip by roughening, preparatory milling for thin-layer coverings or removal of markings on the road surface.	<b>Option</b>	<b>2389522</b>	<b>USD</b>	<b>10,504.00</b>
Milling drum Eco-Cutter FB600 (24") LA20 with welded pick holders HT08 with increased service life. Milling depth max. 8 in / 210 mm, equipped with 58 picks.	<b>Option</b>	<b>2389521</b>	<b>USD</b>	<b>6,474.00</b>
Microfine milling drum FB500 (20") LA3, with welded pick holders HT4, milling depth max. 0.8 in / 20 mm, equipped with 166 mini-picks.	<b>Option</b>	<b>178460</b>	<b>USD</b>	<b>12,106.00</b>
Fine milling drum, with milling width 500 mm / 1 ft 8 in, milling depth max. 50 mm / 2 in, tool spacing 6 mm / 15/64 in, equipped with welded holder system HT5 and 84 picks. For applications with the maximum requirement on macro and micro-profile of the road surface, e.g. increase in grip by roughening, preparatory milling for thin-layer coverings or removal of markings on the road surface.	<b>Option</b>	<b>177181</b>	<b>USD</b>	<b>9,147.00</b>
<b>Documentation</b>				
Additional set of technical documentation - North America country version (US)	<b>Option</b>		<b>USD</b>	<b>81.00</b>
Spare part and application documentation English (EN)	<b>Option</b>		<b>USD</b>	<b>14.00</b>

## Price list

# WR 200 XLi

### Scope of supply – basic machine

- Engine: 6-cylinder diesel engine: Mercedes-Benz OM 470 LA
- Power at 1,900 r.p.m.: 308 kW / 412 HP / 418 PS
- Maximum power at 1,700 r.p.m.: 320 kW / 429 HP / 435 PS
- Exhaust standard: EU Stage 4 / US EPA Tier 4f
- Standard milling width: 7 ft 10 in / 2,400 mm
- Theoretical milling depth: 1 ft 8 in / 500 mm

### STANDARD EQUIPMENT

- Base machine with engine
- Machine chassis with built-in water tank and clear view of the right milled edge
- The right wheels are positioned within the milling width for working flush with the edge
- Diesel engine power controller for optimum milling and mixing results
- Engine cooling system with temperature-controlled fan speed
- Air system with compressor max. 116 psi / 8 bar
- Lockable engine cover with built-in sound insulation package
- Mechanical milling drum drive via a drive belt with automatic belt tensioner
- Variable cutting speed by combination of 3 selectable engine speeds and 3 adjustable drive belt pulley arrangements to achieve optimum working results
- Synchronous rotation or counter-rotating mode possible, depending on working direction
- Hydraulically adjustable milling drum flap in front of the drum
- Hydraulically adjustable scraper plates behind the drum
- Infinitely variable working depth adjustment by lowering or raising the entire milling drum
- Automatic mixing chamber adjustment to the respective working depth (larger mixing chamber for lower working depths)
- Power-controlled lowering speed of the milling drum in starting mode

### MACHINE CONTROL AND LEVELLING SYSTEM

- Multifunctional color control display that shows important machine operating conditions
- Comprehensive machine diagnostics displayed on the control screen
- Programmable automatic system for initiating and completing the milling process at the particular working depth
- Automated features to reduce the machine operator's workload

### OPERATOR'S PLATFORM

- Comfortable, high-quality cabin with flexible mountings, with roof hatch and individually adjustable heating
- Ergonomic, air-cushioned operator's seat
- Roll-over protection system (ROPS and FOPS) integrated in the cab frame
- Large windows with an excellent view of the respective work area and built-in windshield wipers
- Recirculating and fresh air filters can be changed without tools
- Various shelves and storage compartments as well as 12 V and 24 V sockets
- In order to provide an ideal view over the zero edge, the operator's cabin can be shifted over the right-hand side of the machine.
- Rotation of the operator's platform through 90° offers optimum adaptation to the particular working situation
- Individually adjustable control panel with color display
- Reversing camera with graphical reversing assistant
- Mirrors on right and left in the front area of the machine
- Working lights integrated into the cab roof

**TRACK UNIT AND HEIGHT ADJUSTMENT**

- Infinitely adjustable, hydraulic all-wheel drive
- Four-way tilting of the lifting columns to compensate for uneven terrain
- Electrohydraulic, light all-wheel steering, with the "crab", "cornering" or "straight ahead" steering types

**MISCELLANEOUS**

- "Welcome and go home" lighting with LED lighting in the ladder area
- Extensive safety package with 3 EMERGENCY STOP switches
- Large tool kit in lockable tool box
- Pre-fitting for installing the WITOS FleetView control unit
- European type certification, EuroTest mark and CE conformity

**List price ex subsidiary Wirtgen America****USD****491,055.00****Mandatory Options****Milling drums / milling units**

DURAFORCE milling and mixing rotor with working width 2400 mm (7 ft 10 in), working depth max. 510 mm, tool spacing 20 mm, equipped with quick-change toolholder system HT22 and 170 RS picks with shank diameter D20 with exchangeable edge ring segments. For a wide range of applications in soil stabilization and cold recycling.	<b>Standard</b>	<b>2314431</b>	<b>USD</b>	<b>0.00</b>
--	-----------------	----------------	------------	-------------

**Spraying unit**

Machine without spraying system. The existing drum housing openings are locked by cover strips.	<b>Standard</b>	<b>2418106</b>	<b>USD</b>	<b>0.00</b>
A VARIO spraying system for the precise addition of water or bitumen emulsion, with an eccentric auger pump (max. 800 l/min), a flow-through meter and a spray bar. The nozzles of the spraying system are equipped with an adjustable nozzle cross-section for adjusting the spray pressure. The spray bar has a special, automatically operating nozzle cleaning function. Furthermore, the spraying width can be set individually. The quantities added are controlled by a microprocessor. Straightforward operation on a colour display. Including a push bar for pushing the tank truck. (FB2400)	<b>Option</b>	<b>2683246</b>	<b>USD</b>	<b>40,850.00</b>
System only suitable for the addition of large quantities of water in the soil stabilisation process. A spraying system for the addition of water (max. 475 gal/min / 1800 l/min) with centrifugal pump, hydraulically operated shut-off device, flow meter and spraying beam. The spraying width can be set individually. The quantities added are controlled by a microprocessor. The effective control range is between 400 and 1800 l/ min. Straightforward operation on a color display. Including a push bar for pushing a tanker vehicle. (FB2400)	<b>Option</b>	<b>2494986</b>	<b>USD</b>	<b>36,779.00</b>

<b>Paint</b>				
Painting in cream RAL 9001 with orange stripes. The entire base of the machine is painted in slate gray RAL 7015.	Standard	2418129	USD	0.00
Monocolor special painting. Cream white color is replaced by a special color (RAL according to customer). The complete lower part of the machine is painted in slate grey RAL 7015.	Additional price instead of standard	2418132	USD	2,294.00
<b>Technical documentation</b>				
Technical documentation - North America country version (US)	Standard	2456347	USD	0.00
<b>Telematics</b>				
WITOS FleetView (mobile phone standard 3, 4G) includes a control unit (TCU) with a GPS receiver and the usage rights for the web application WITOS FleetView. The web access function offers a compact overview of the machine status including consumption data, working times, position data, error messages and service intervals. (The actual amount of data available depends on the machine type). The availability of WITOS FleetView is guaranteed for 3 years from the date of delivery.	Standard	2770403	USD	0.00
<b>Machine lighting</b>				
Halogen lighting system 24 V. Consisting of 8 additional halogen working lights for illuminating the working area. The light output is approx. 1,750 lumens per headlight. Including 2 rotary beacons.	Standard	2184631	USD	0.00
Powerful LED / halogen lighting system 24 V. Consisting of 6 additional LED working lights and 2 additional halogen working lights with magnetic flux for optimum illumination of the working area. Also, the 6 standard halogen working lights on the cabin roof are replaced by 6 LED working lights. LED working lights are extremely bright, shock-resistant and durable. The light output is approx. 3,000 lumens per headlight (halogen approx. 1,750 lumens). Including 2 LED patrol lights.	Option	2184632	USD	4,058.00
<b>Equipment Options</b>				
<b>Equipment in cabin</b>				
Air-conditioner integrated in the cabin roof with automatic air conditioning, infinitely variable fan and recirculating air filters that can be changed without tools.	Standard	2297350	USD	0.00
Radio system with two speakers and antenna - radio with CD/MP3/USB/Bluetooth	Standard	2184420	USD	0.00



<b>Printer</b>				
Printer for logging the binder consumption and area coverage.	Option	2184421	USD	1,059.00
USB interface for providing job data as a CSV file for it to be individually evaluated by the machine operator.	Option	2883103	USD	1,439.00
<b>Lateral slope control</b>				
Expansion of leveling system with electronic cross-slope sensor; ideal, for example, for aligning the machine in a defined transverse inclination on a single-sided reference	Standard	2417051	USD	0.00
<b>Water system</b>				
Hydraulically operated high-pressure water cleaner with a maximum performance of 15 l/min at 150 bar pressure. Ideal for daily cleaning of the machine.	Option	2223766	USD	4,261.00
<b>Other devices</b>				
Battery-operated hydraulic unit for milling drum rotation device and hydraulic pick extractor drift as well as for auxiliary drive.	Option	2302704	USD	2,972.00
<b>Pick changing aids</b>				
Milling drum rotation device with electrohydraulic milling drum drive for slowly turning the milling drum during pick replacement. The diesel engine can be switched off in conjunction with the "electric hydraulic unit" option.	Option	2326246	USD	3,216.00
Pneumatic hammer with two pick extractor and inserter tools each as well as 5.00 m / 16 ft 5 in hose.	Option	60604	USD	475.00
Hydraulically driven pick ejector, including the holder and required electrical and hydraulic connections. Ideal for convenient, fast and low-noise pick changes.	Option	2322403	USD	3,610.00
Additional, lockable storage compartment for 8 pick containers, mounted on the left side of the machine.	Option	2658350	USD	1,601.00
<b>Camera system</b>				
Monitor system with 3 cameras and 7" color display, in addition to the reversing camera of the standard equipment. The 2nd camera is directed towards the area in front of the milling drum housing and the 3rd towards the rear rotor plate. The 4th camera permits good visibility of the left side of the machine. The camera images are displayed on the monitor in the operator's platform. For model without spraying system.	Option	2320392	USD	7,166.00

Monitor system with 3 cameras and 7" color display, in addition to the reversing camera of the standard equipment. The 2nd camera is directed towards the area in front of the milling drum housing and the 3rd towards the rear rotor plate. The 4th camera permits good visibility of the left side of the machine. The camera images are displayed on the monitor in the operator's platform. For model with spraying system.	Option	2505868	USD	7,166.00
<b>Other devices</b>				
License plate holder with LED lighting to comply with country-specific regulations.	Option	2657943	USD	461.00
<b>Miscellaneous</b>				
Additional push bar 9 ft 11 in / 3.00 m - for a second tank truck. Drawbar/ push-bar eye 1x inner diameter 1x inner diameter = 1.57 in / 40 mm and 1x inner diameter = 1.97 in / 50 mm.	Option	2269834	USD	746.00
Connection pipe for the intake manifolds of the dual ESL. The connection pipe is fixed to both pump intake manifolds using tank truck couplings and enables both pumps to be fed simultaneously from the tank truck. A 4" supply hose between the tank truck and the connection pipe is essential for achieving the increased flow-through quantities (max. 1600l/min), but is not delivered as part of this option.	Option	2775968	USD	1,588.00
Support arm for holding the push bar and feed lines whilst changing tankers	Option	2885796	USD	2,158.00
<b>Documentation</b>				
Additional set of technical documentation - North America country version (US)	Option	USD	USD	81.00
Spare part and application documentation English (EN)	Option			14.00

## Price list

# WR 240i

### Scope of supply – basic machine

- Engine: 6-cylinder diesel engine: Cummins QSX 15
- Maximum power at 1,900 r.p.m.: 455 kW / 610 HP / 618 PS
- Exhaust standard: EU Stage V / US EPA Tier 4f
- Standard milling width: 7 ft 10 in / 2,400 mm
- Theoretical milling depth: 1 ft 8 in / 510 mm

#### STANDARD EQUIPMENT

- Base machine with engine
- Machine chassis with built-in water tank and clear view of the right milled edge
- The right wheels are positioned within the milling width for working flush with the edge
- Diesel engine power controller for optimum milling and mixing results
- Engine cooling system with temperature-controlled fan speed
- Air system with compressor max. 116 psi / 8 bar (not suitable for filling the S-Pack!)
- Lockable engine cover with built-in sound insulation package
- Mechanical milling drum drive via a drive belt with automatic belt tensioner
- Variable cutting speed by combination of 3 selectable engine speeds and 3 adjustable drive belt pulley arrangements to achieve optimum working results
- Synchronous rotation or counter-rotating mode possible, depending on working direction
- Hydraulically adjustable milling drum flap in front of the drum
- Hydraulically adjustable scraper plates behind the drum
- Infinitely variable working depth adjustment by lowering or raising the entire milling drum
- Automatic mixing chamber adjustment to the respective working depth (larger mixing chamber for lower working depths)
- Power-controlled lowering speed of the milling drum in starting mode

#### MACHINE CONTROL AND LEVELLING SYSTEM

- Multifunctional color control display that shows important machine operating conditions
- Comprehensive machine diagnostics displayed on the control screen
- Programmable automatic system for initiating and completing the milling process at the particular working depth
- Automated features to reduce the machine operator's workload

#### OPERATOR'S PLATFORM

- Comfortable, high-quality cabin with flexible mountings, with roof hatch and individually adjustable heating
- Ergonomic, air-cushioned operator's seat
- Roll-over protection system (ROPS and FOPS) integrated in the cab frame
- Large windows with an excellent view of the respective work area and built-in windshield wipers
- Recirculating and fresh air filters can be changed without tools
- Various shelves and storage compartments as well as 12 V and 24 V sockets
- In order to provide an ideal view over the zero edge, the operator's cabin can be shifted over the right-hand side of the machine.
- Rotation of the operator's platform through 90° offers optimum adaptation to the particular working situation
- Individually adjustable control panel with color display
- Reversing camera with graphical reversing assistant
- Mirrors on right and left in the front area of the machine
- Working lights integrated into the cab roof
- Folding ladder to access the operator's platform

**TRACK UNIT AND HEIGHT ADJUSTMENT**

- Infinitely adjustable, hydraulic all-wheel drive
- Four-way tilting of the lifting columns to compensate for uneven terrain
- Electrohydraulic, light all-wheel steering, with the "crab", "cornering" or "straight ahead" steering types

**MISCELLANEOUS**

- "Welcome and go home" lighting with LED lighting in the ladder area
- Extensive safety package with 3 EMERGENCY STOP switches
- Large tool kit in lockable tool box
- Pre-fitting for installing the WITOS FleetView control unit
- European type certification, EuroTest mark and CE conformity

**List price ex subsidiary Wirtgen America****USD****744,501.00****Mandatory Options****Milling drums / milling units**

DURAFORCE milling and mixing rotor with working width 2400 mm (7 ft 10 in), working depth max. 510 mm, tool spacing 20 mm, equipped with quick-change toolholder system HT22 and 170 RS picks with shank diameter D20 with exchangeable edge ring segments. For a wide range of applications in soil stabilization and cold recycling.

**Standard****2314431****USD****0.00****Spraying unit**

Machine without spraying system. The existing drum housing openings are locked by cover strips.

**Standard****2182574****USD****0.00**

A VARIO spraying system for the precise addition of water or bitumen emulsion, with an eccentric auger pump (max. 800 l/min), a flow-through meter and a spray bar. The nozzles of the spraying system are equipped with an adjustable nozzle cross-section for adjusting the spray pressure. The spray bar has a special, automatically operating nozzle cleaning function. Furthermore, the spraying width can be set individually. The quantities added are controlled by a microprocessor. Straightforward operation on a colour display. Including a push bar for pushing the tank truck. (FB2400)

**Option****2683238****USD****40,850.00**

System is suitable for precisely adding water and bitumen emulsion. Two VARIO spraying systems for separate addition of water and bitumen emulsion, with eccentric auger pumps (each max. 800 l/min), flow-through meters and spray bars. The nozzles of both spray bars are equipped with an adjustable nozzle cross-section for adjusting the spraying pressure. The spray bars have a special, automatically operating nozzle cleaning function. Furthermore, the spraying width can be set individually. The quantities added are controlled by a microprocessor. Straightforward operation on a colour display. Including two push bars for pushing tank trucks. (FB2400)

**Option****2683240****USD****79,054.00**

System is suitable for precisely adding water and bitumen emulsion or foam bitumen. Two spraying systems for the separate addition of binding agents. Water is added via an eccentric auger pump (max. 800 l/min), a flow-through meter and a spray bar. Foamed bitumen or bitumen emulsion is added via a second electrically heated bitumen spraying system consisting of a gear pump (max. 500 kg/min), a bitumen filter, a flow-through meter, a process water pump and monitor and a spray bar. The nozzles of the water spray bar is equipped with an adjustable nozzle cross-section for adjusting the spraying pressure. Both spray bars have a special, automatically operating nozzle cleaning function. Furthermore, the spraying width can be set individually. The quantities added are controlled by a microprocessor. Straightforward operation on a colour display. Including two push bars for pushing tank trucks. (FB2400)	Option	2683241	USD	178,586.00
System only suitable for the addition of large quantities of water in the soil stabilisation process. A spraying system for the addition of water (max. 475 gal/min / 1800 l/min) with centrifugal pump, hydraulically operated shut-off device, flow meter and spraying beam. The spraying width can be set individually. The quantities added are controlled by a microprocessor. The effective control range is between 400 and 1800 l/ min. Straightforward operation on a color display. Including a push bar for pushing a tanker vehicle. (FB2400)	Option	2494987	USD	36,779.00
<b>Binder spreader</b>				<b>0.00</b>
Model without binder spreader device	Standard	2406146	USD	0.00
Integrated spreading device S-Pack for dust-free discharge of binder in front of the milling and mixing rotor. Container volume 194 ft3 / 5.5 m3 (effectively fillable to 159 ft3 / 4.5 m3). Advance-dependent dosing of the spreading quantity from 0,3 lb/ft² to 8,2 lb/ft² / 1.5 to 40 kg/m². The spreading width can be divided into three segments. Operation is perfectly integrated into the machine control display.	Option	2223737	USD	153,724.00
<b>Paint</b>				
Painting in cream RAL 9001 with orange stripes. The entire base of the machine is painted in slate gray RAL 7015.	Standard	2441058	USD	0.00
Monocolor special painting. Cream white color is replaced by a special color (RAL according to customer). The complete lower part of the machine is painted in slate grey RAL 7015.	Option	2441059	USD	2,294.00

<b>Technical documentation</b>				
Technical documentation - North America country version (US)	Standard	2456347	USD	0.00
<b>Telematics</b>				
WITOS FleetView (mobile phone standard 3, 4G) includes a control unit (TCU) with a GPS receiver and the usage rights for the web application WITOS FleetView. The web access function offers a compact overview of the machine status including consumption data, working times, position data, error messages and service intervals. (The actual amount of data available depends on the machine type). The availability of WITOS FleetView is guaranteed for 3 years from the date of delivery.	Standard	2770403	USD	0.00
<b>Machine lighting</b>				
Halogen lighting system 24 V. Consisting of 8 additional halogen working lights for illuminating the working area. The light output is approx. 1,750 lumens per headlight. Including 2 rotary beacons.	Standard	2184631	USD	0.00
Powerful LED / halogen lighting system 24 V. Consisting of 6 additional LED working lights and 2 additional halogen working lights with magnetic flux for optimum illumination of the working area. Also, the 6 standard halogen working lights on the cabin roof are replaced by 6 LED working lights. LED working lights are extremely bright, shock-resistant and durable. The light output is approx. 3,000 lumens per headlight (halogen approx. 1,750 lumens). Including 2 LED patrol lights.	Option	2184632	USD	4,058.00
<b>Exhaust air filter</b>				
Model without waste air filtering. Only for machines without integrated binder spreader (S-Pack).	Standard	2418221	USD	0.00
Advanced automatic waste air filtering for the integrated binder spreader device S-Pack. While the binder tank is being filled, the waste air is filtered by filter elements that are cleaned fully automatically by compressed air. The cleaning procedure is without dust in the closed system.	Option	2375580	USD	11,251.00
<b>Equipment Options</b>				
<b>Equipment in cabin</b>				
Air-conditioner integrated in the cabin roof with automatic air conditioning, infinitely variable fan and recirculating air filters that can be changed without tools.	Standard	2184409	USD	0.00
Radio system with two speakers and antenna - radio with CD/MP3/USB/Bluetooth	Standard	2184420	USD	0.00

<b>Control for binder addition</b>				
Equipment of the machine with an external dosing control unit. The additional operating display can be attached at the bottom left or right on the machine. For specific setting of important dosing parameters of the spraying strips and/or the S-pack.	Option	2418222	USD	3,990.00
<b>Printer</b>				
Printer for logging the binder consumption and area coverage.	Option	2184421	USD	1,059.00
USB interface for providing job data as a CSV file for it to be individually evaluated by the machine operator.	Option	2883103	USD	1,439.00
<b>Additional device for binder addition</b>				
Binder filling device used to constantly fill the "S-Pack" with lime/cement during the working process. The binder tanker vehicle (silo) must be able to be connected to the WR by means of a push rod. The silo also has to have adjustable pressurization. The volume flow generated by compressed air directs the required binder through a hose/pipe into the container of the "S-Pack". Short downtimes due to reduced filling breaks ensure that construction sites can be handled quickly and dust-free with high productivity levels. The scope of delivery includes the necessary binder line on the WR, a signal socket, level sensors, a traffic light system and a valve for monitoring the binder supply. The connecting hose between the tanker and the "S-Pack" is not included in the scope of delivery.	Option	2885521	USD	13,490.00
<b>Lateral slope control</b>				
Expansion of leveling system with electronic cross-slope sensor; ideal, for example, for aligning the machine in a defined transverse inclination on a single-sided reference	Standard	2417051	USD	0.00
<b>Water system</b>				
Hydraulically operated high-pressure water cleaner with a maximum performance of 15 l/min at 150 bar pressure. Ideal for daily cleaning of the machine.	Option	2184414	USD	4,261.00
<b>Water system</b>				
Additional water tank with a capacity of 250 gals / 950 liters, for holding large quantities of water for foamed bitumen manufacture.	Option	2185820	USD	8,862.00
<b>Other devices</b>				
Battery-operated hydraulic unit for milling drum rotation device and hydraulic pick extractor drift as well as for auxiliary drive.	Option	2201333	USD	2,972.00

<b>Pick changing aids</b>				
Milling drum rotation device with electrohydraulic milling drum drive for slowly turning the milling drum during pick replacement. The diesel engine can be switched off in conjunction with the "electric hydraulic unit" option.	Standard	2184416	USD	0.00
Pneumatic hammer with two pick extractor and inserter tools each as well as 5.00 m / 16 ft 5 in hose.	Option	60604	USD	475.00
Hydraulically driven pick ejector, including the holder and required electrical and hydraulic connections. Ideal for convenient, fast and low-noise pick changes.	Option	2210777	USD	3,610.00
Additional, lockable storage compartment for 8 pick containers, mounted on the left side of the machine.	Option	2658085	USD	1,547.00
<b>Camera system</b>				
Monitor system with 3 cameras and 7" color display, in addition to the reversing camera of the standard equipment. The 2nd camera is directed towards the area in front of the milling drum housing and the 3rd towards the rear rotor plate. The 4th camera permits good visibility of the left side of the machine. The camera images are displayed on the monitor in the operator's platform. For model without spraying system.	Standard	2184412	USD	0.00
<b>Other devices</b>				
License plate holder with LED lighting to comply with country-specific regulations.	Option	2657943	USD	461.00
<b>Miscellaneous</b>				
Additional push bar 9 ft 11 in / 3.00 m - for a second tank truck. Drawbar/ push-bar eye 1x inner diameter 1x inner diameter = 1.57 in / 40 mm and 1x inner diameter = 1.97 in / 50 mm.	Option	2269834	USD	746.00
Connection pipe for the through-line of the suspension to the spray bar. In conjunction with the suction hose option, this means working with the WM1000 is possible. Option only possible in conjunction with: ESL 1-way, dual ESL or ESL foamed bitumen.	Option	2223550	USD	3,203.00
Connection pipe for the intake manifolds of the dual ESL. The connection pipe is fixed to both pump intake manifolds using tank truck couplings and enables both pumps to be fed simultaneously from the tank truck. A 4" supply hose between the tank truck and the connection pipe is essential for achieving the increased flow-through quantities (max. 1600l/min), but is not delivered as part of this option.	Option	2775970	USD	1,683.00
Support arm for holding the push bar and feed lines whilst changing tankers	Option	2885796	USD	2,158.00
<b>Documentation</b>				
Additional set of technical documentation - North America country version (US)	Option	USD	USD	81.00
Spare part and application documentation English (EN)	Option			14.00



## Price list

# WR 250i

### Scope of supply – basic machine

- Engine: 6-cylinder diesel engine: CATERPILLAR C18 ATAAC
- Rated power at 1,900 r.p.m.: 563 kW / 755 HP / 766 PS
- Exhaust standard: EU Stage V / US EPA Tier 4f
- Standard milling width: 7 ft 10 in / 2,400 mm
- Theoretical milling depth: 1 ft 10 in / 560 mm

### STANDARD EQUIPMENT

- Base machine with engine
- Machine chassis with built-in water tank and clear view of the right milled edge
- The right wheels are positioned within the milling width for working flush with the edge
- Diesel engine power controller for optimum milling and mixing results
- Engine cooling system with temperature-controlled fan speed
- Air system with compressor max. 116 psi / 8 bar (not suitable for filling the S-Pack!)
- Lockable engine cover with built-in sound insulation package
- Mechanical milling drum drive via a drive belt with automatic belt tensioner
- Variable cutting speed by a combination of 3 selectable motor speeds, 2 variable drive belt pulley arrangements and one milling drum gearbox with 2-gear stages for achieving optimum working results
- Synchronous rotation or counter-rotating mode possible, depending on working direction
- Hydraulically adjustable milling drum flap in front of the drum
- Hydraulically adjustable scraper plates behind the drum
- Infinitely variable working depth adjustment by lowering or raising the entire milling drum
- Automatic mixing chamber adjustment to the respective working depth (larger mixing chamber for lower working depths)
- Milling drum rotation device with hydraulic milling drum drive for slowly turning the milling drum in the pick change
- Power-controlled lowering speed of the milling drum in starting mode

### MACHINE CONTROL AND LEVELLING SYSTEM

- Multifunctional color control display that shows important machine operating conditions
- Comprehensive machine diagnostics displayed on the control screen
- Programmable automatic system for initiating and completing the milling process at the particular working depth
- Automated features to reduce the machine operator's workload

### OPERATOR'S PLATFORM

- Comfortable, high-quality cabin with flexible mountings, with roof hatch and individually adjustable heating
- Ergonomic, air-cushioned operator's seat
- Roll-over protection system (ROPS and FOPS) integrated in the cab frame
- Large windows with an excellent view of the respective work area and built-in windshield wipers
- Recirculating and fresh air filters can be changed without tools
- Various shelves and storage compartments as well as 12 V and 24 V sockets
- In order to provide an ideal view over the zero edge, the operator's cabin can be shifted over the right-hand side of the machine.
- Rotation of the operator's platform through 90° offers optimum adaptation to the particular working situation
- Individually adjustable control panel with color display
- Reversing camera with graphical reversing assistant

- Mirrors on right and left in the front area of the machine
- Working lights integrated into the cab roof
- Folding ladder to access the operator's platform

#### TRACK UNIT AND HEIGHT ADJUSTMENT

- Infinitely adjustable, hydraulic all-wheel drive
- Four-way tilting of the lifting columns to compensate for uneven terrain
- Electrohydraulic, light all-wheel steering, with the "crab", "cornering" or "straight ahead" steering types

#### MISCELLANEOUS

- "Welcome and go home" lighting with LED lighting in the ladder area
- Extensive safety package with 3 EMERGENCY STOP switches
- Large tool kit in lockable tool box
- Pre-fitting for installing the WITOS FleetView control unit
- European type certification, EuroTest mark and CE conformity

**List price ex subsidiary Wirtgen America**

**USD**

**898,904.00**

#### Mandatory Options

##### Milling drum housing

Extremely wear-resistant FB2400 (7 ft 10 in) milling drum housing without milling drum. For pulverisation of asphalt pavement and abrasive material.

**Standard**

**2540058**

**USD**

**0.00**

##### Milling drums / milling units

DURAFORCE milling and mixing rotor with working width 2400 mm (7ft 10 in), working depth max. 560 mm (1ft 10 in), tool spacing 30 mm x 2, equipped with quick-change toolholder system HT22 and 208 picks with shank diameter D20 with exchangeable edge ring segments. For a wide range of applications in soil stabilization and cold recycling.

**Standard**

**2314515**

**USD**

**0.00**

##### Spraying unit

Machine without spraying system. The existing drum housing openings are locked by cover strips.

**Standard**

**2182574**

**USD**

**0.00**

A VARIO spraying system for the precise addition of water or bitumen emulsion, with an eccentric auger pump (max. 800 l/min), a flow-through meter and a spray bar. The nozzles of the spraying system are equipped with an adjustable nozzle cross-section for adjusting the spray pressure. The spray bar has a special, automatically operating nozzle cleaning function. Furthermore, the spraying width can be set individually. The quantities added are controlled by a microprocessor. Straightforward operation on a colour display. Including a push bar for pushing the tank truck. (FB2400)

**Option**

**2683238**

**USD**

**40,850.00**

System is suitable for precisely adding water and bitumen emulsion. Two VARIO spraying systems for separate addition of water and bitumen emulsion, with eccentric auger pumps (each max. 800 l/min), flow-through meters and spray bars. The nozzles of both spray bars are equipped with an adjustable nozzle cross-section for adjusting the spraying pressure. The spray bars have a special, automatically operating nozzle cleaning function. Furthermore, the spraying width can be set individually. The quantities added are controlled by a microprocessor. Straightforward operation on a colour display. Including two push bars for pushing tank trucks. (FB2400)	<b>Option</b>	<b>2683240</b>	<b>USD</b>	<b>79,054.00</b>
System is suitable for precisely adding water and bitumen emulsion or foam bitumen. Two spraying systems for the separate addition of binding agents. Water is added via an eccentric auger pump (max. 800 l/min), a flow-through meter and a spray bar. Foamed bitumen or bitumen emulsion is added via a second electrically heated bitumen spraying system consisting of a gear pump (max. 500 kg/min), a bitumen filter, a flow-through meter, a process water pump and monitor and a spray bar. The nozzles of the water spray bar is equipped with an adjustable nozzle cross-section for adjusting the spraying pressure. Both spray bars have a special, automatically operating nozzle cleaning function. Furthermore, the spraying width can be set individually. The quantities added are controlled by a microprocessor. Straightforward operation on a colour display. Including two push bars for pushing tank trucks. (FB2400)	<b>Option</b>	<b>2683241</b>	<b>USD</b>	<b>178,586.00</b>
System only suitable for the addition of large quantities of water in the soil stabilisation process. A spraying system for the addition of water (max. 475 gal/min / 1800 l/min) with centrifugal pump, hydraulically operated shut-off device, flow meter and spraying beam. The spraying width can be set individually. The quantities added are controlled by a microprocessor. The effective control range is between 400 and 1800 l/ min. Straightforward operation on a color display. Including a push bar for pushing a tanker vehicle. (FB2400)	<b>Option</b>	<b>2494987</b>	<b>USD</b>	<b>36,779.00</b>

<b>Binder spreader</b>				
Model without binder spreader device	Standard	2184406	USD	0.00
Integrated spreading device S-Pack for dust-free discharge of binder in front of the milling and mixing rotor. Container volume 194 ft <sup>3</sup> / 5.5 m <sup>3</sup> (effectively fillable to 159 ft <sup>3</sup> / 4.5 m <sup>3</sup> ). Advance-dependent dosing of the spreading quantity from 0,3 lb/ft <sup>2</sup> to 8,2 lb/ft <sup>2</sup> / 1.5 to 40 kg/m <sup>2</sup> . The spreading width can be divided into three segments. Operation is perfectly integrated into the machine control display.	Option	2375512	USD	149,489.00
<b>Paint</b>				
Painting in cream RAL 9001 with orange stripes. The entire base of the machine is painted in slate gray RAL 7015.	Standard	2470007	USD	0.00
Monocolor special painting. Cream white color is replaced by a special color (RAL according to customer). The complete lower part of the machine is painted in slate grey RAL 7015.	Option	2470008	USD	2,294.00
<b>Technical documentation</b>				
Technical documentation - North America country version (US)	Standard	2456347	USD	0.00
<b>Telematics</b>				
WITOS FleetView (mobile phone standard 3, 4G) includes a control unit (TCU) with a GPS receiver and the usage rights for the web application WITOS FleetView. The web access function offers a compact overview of the machine status including consumption data, working times, position data, error messages and service intervals. (The actual amount of data available depends on the machine type). The availability of WITOS FleetView is guaranteed for 3 years from the date of delivery.	Standard	2770403	USD	0.00
<b>Machine lighting</b>				
Halogen lighting system 24 V. Consisting of 8 additional halogen working lights for illuminating the working area. The light output is approx. 1,750 lumens per headlight. Including 2 rotary beacons.	Standard	2184631	USD	0.00
Powerful LED / halogen lighting system 24 V. Consisting of 6 additional LED working lights and 2 additional halogen working lights with magnetic flux for optimum illumination of the working area. Also, the 6 standard halogen working lights on the cabin roof are replaced by 6 LED working lights. LED working lights are extremely bright, shock-resistant and durable. The light output is approx. 3,000 lumens per headlight (halogen approx. 1,750 lumens). Including 2 LED patrol lights.	Option	2184632	USD	4,058.00

<b>Exhaust air filter</b>				
Model without waste air filtering. Only for machines without integrated binder spreader (S-Pack).	<b>Standard</b>	<b>2418221</b>	<b>USD</b>	<b>0.00</b>
Simple outgoing air filtering for the integrated binder spreader device S-Pack. While the binder tank is being filled, the outgoing air is filtered by a filter bag that can be emptied manually as required.	<b>Option</b>	<b>2375579</b>	<b>USD</b>	<b>4,764.00</b>
Advanced automatic waste air filtering for the integrated binder spreader device S-Pack. While the binder tank is being filled, the waste air is filtered by filter elements that are cleaned fully automatically by compressed air. The cleaning procedure is without dust in the closed system.	<b>option</b>	<b>2375580</b>	<b>USD</b>	<b>11,251.00</b>
<b>Equipment Options</b>				
<b>Equipment in cabin</b>				
Air-conditioner integrated in the cabin roof with automatic air conditioning, infinitely variable fan and recirculating air filters that can be changed without tools.	<b>Standard</b>	<b>2184409</b>	<b>USD</b>	<b>0.00</b>
Radio system with two speakers and antenna - radio with CD/MP3/USB/Bluetooth	<b>Standard</b>	<b>2184420</b>	<b>USD</b>	<b>0.00</b>
<b>Control for binder addition</b>				
Equipment of the machine with an external dosing control unit. The additional operating display can be attached at the bottom left or right on the machine. For specific setting of important dosing parameters of the spraying strips and/or the S-pack.	<b>Option</b>	<b>2418222</b>	<b>USD</b>	<b>3,990.00</b>
<b>Printer</b>				
Printer for logging the binder consumption and area coverage.	<b>Option</b>	<b>2184421</b>	<b>USD</b>	<b>1,059.00</b>
USB interface for providing job data as a CSV file for it to be individually evaluated by the machine operator.	<b>Option</b>	<b>2883103</b>	<b>USD</b>	<b>1,439.00</b>
<b>Additional device for binder addition</b>				
Binder filling device used to constantly fill the "S-Pack" with lime/cement during the working process. The binder tanker vehicle (silo) must be able to be connected to the WR by means of a push rod. The silo also has to have adjustable pressurization. The volume flow generated by compressed air directs the required binder through a hose/pipe into the container of the "S-Pack". Short downtimes due to reduced filling breaks ensure that construction sites can be handled quickly and dust-free with high productivity levels. The scope of delivery includes the necessary binder line on the WR, a signal socket, level sensors, a traffic light system and a valve for monitoring the binder supply. The connecting hose between the tanker and the "S-Pack" is not included in the scope of delivery.	<b>Option</b>	<b>2885521</b>	<b>USD</b>	<b>13,490.00</b>

<b>Lateral slope control</b>				
Expansion of leveling system with electronic cross-slope sensor; ideal, for example, for aligning the machine in a defined transverse inclination on a single-sided reference	Standard	2417051	USD	0.00
<b>Water system</b>				
Hydraulically operated high-pressure water cleaner with a maximum performance of 15 l/min at 150 bar pressure. Ideal for daily cleaning of the machine.	Option	2184414	USD	4,261.00
<b>Water system</b>				
Additional water tank with a capacity of 250 gals / 950 liters, for holding large quantities of water for foamed bitumen manufacture.	Option	2185820	USD	8,862.00
<b>Other devices</b>				
Battery-operated hydraulic unit for milling drum rotation device and hydraulic pick extractor drift as well as for auxiliary drive.	Option	2201333	USD	2,972.00
<b>Pick changing aids</b>				
Pneumatic hammer with two pick extractor and inserter tools each as well as 5.00 m / 16 ft 5 in hose.	Standard	60604	USD	0.00
Hydraulically driven pick ejector, including the holder and required electrical and hydraulic connections. Ideal for convenient, fast and low-noise pick changes.	Option	2210777	USD	3,610.00
Additional, lockable storage compartment for 8 pick containers, mounted on the left side of the machine.	Option	2658290	USD	1,601.00
<b>Camera system</b>				
Monitor system with 3 cameras and 7" color display, in addition to the reversing camera of the standard equipment. The 2nd camera is directed towards the area in front of the milling drum housing and the 3rd towards the rear rotor plate. The 4th camera permits good visibility of the left side of the machine. The camera images are displayed on the monitor in the operator's platform. For model without spraying system.	Standard	2184412	USD	0.00
<b>Other devices</b>				
License plate holder with LED lighting to comply with country-specific regulations.	Option	2657943	USD	461.00

<b>Miscellaneous</b>				
Additional push bar 9 ft 11 in / 3.00 m - for a second tank truck. Drawbar/ push-bar eye 1x inner diameter 1x inner diameter = 1.57 in / 40 mm and 1x inner diameter = 1.97 in / 50 mm.	<b>Option</b>	<b>2269834</b>	<b>USD</b>	<b>746.00</b>
Connection pipe for the through-line of the suspension to the spray bar. In conjunction with the suction hose option, this means working with the WM1000 is possible. Option only possible in conjunction with: ESL 1-way, dual ESL or ESL foamed bitumen.	<b>Option</b>	<b>2223550</b>	<b>USD</b>	<b>3,203.00</b>
Connection pipe for the intake manifolds of the dual ESL. The connection pipe is fixed to both pump intake manifolds using tank truck couplings and enables both pumps to be fed simultaneously from the tank truck. A 4" supply hose between the tank truck and the connection pipe is essential for achieving the increased flow-through quantities (max. 1600l/min), but is not delivered as part of this option.	<b>Option</b>	<b>2775970</b>	<b>USD</b>	<b>1,683.00</b>
Support arm for holding the push bar and feed lines whilst changing tankers	<b>Option</b>	<b>2885796</b>	<b>USD</b>	<b>2,158.00</b>
<b>Documentation</b>				
Additional set of technical documentation - North America country version (US)	<b>Option</b>		<b>USD</b>	<b>81.00</b>
Spare part and application documentation English (EN)	<b>Option</b>		<b>USD</b>	<b>14.00</b>

## Price list

### WS 220

#### Scope of supply – basic machine

- Standard working width: 7 ft 1 in / 2150 mm
- Theoretical working depth: 1 ft 8 in / 500 mm

#### STANDARD EQUIPMENT

- Stabilizer for mounting on tractors with rear three-point linkage, ISO 730-1 category 3 (cat. III) and category 4 (cat. IV)
- The working depth is set using the tractor's rear power lift
- The rear rotor plate is adjusted hydraulically from the tractor
- The rotor plate is additionally fitted with a levelling blade with spring preload adjustment
- The stone guard is adjusted hydraulically from the tractor

#### DRIVE

- Mechanical drive via the tractor's driveshaft (driveshaft speed 1,000 rpm), bevel gearbox, two four-rib high-power V-belts with automatic belt tensioners and two spur gearboxes

#### MISCELLANEOUS

- CE Declaration of Conformity

List price ex subsidiary Wirtgen America

USD

126,106.00

#### Mandatory Options

##### Milling drum housing

Movable side plates on the drum housing that cover the milling and mixing rotor. During operation, the milling unit is kept at the pre-set milling depth by the side plates. In the process, the tractor's three-point connection is in a floating position and the machine moves on the skids. The skids are roughly 7 in / 170 mm wide which means they comply with the corresponding permissible transport widths. The milling depth is limited to the desired level with the help of mechanical stops.

Standard

2218261

USD

0.00

##### Milling drums / milling units

Milling and mixing rotor with working width 2150 mm / 7 ft / 1 in, working depth max. 500 mm / 1 ft 7 in, tool spacing 40 mm / 1 37/64 in, equipped with quick-change toolholder system HT22 and 98 picks with shank diameter D20. For a wide range of applications in soil stabilization and cold recycling.

Standard

2659050

USD

0.00



<b>Paint</b>				
Painting in cream RAL 9001 with orange stripes.	Standard	2111590	USD	0.00
Single-color special paint. Cream color is replaced by a special color (RAL acc. to customer request).	Option	2111591	USD	774.00
<b>Technical documentation</b>				
Technical documentation - North America country version (US)	Standard	2456347	USD	0.00
<b>Drive adaptations</b>				
Profile shaft on bevel gearbox with a 20-way external toothing for connecting the drive shaft to the WS220/WS250. Required for mounting the stabilizer to the John Deere 8320R tractor.	Standard	2047307	USD	0.00
Splined shaft on bevel gearbox with external toothing, 6 teeth, for connection of the drive shaft on the WS220/WS250	Option	2047308	USD	0.00
<b>Trailer drawbar</b>				
Lifting tackle for mounting the stabilizer on John-Deere series 8000 tractor vehicles with rear three-point mounting ISO 730-1 category 4 (CAT IV), including ball sleeves and spacer washers CAT IV for equipment pin 37, including hydraulic top link in reinforced version, with arrester hook CAT IV, yoke D45 and integrated load-holding valve. The length and pulling force of the top link are optimized for the attachment of the add-on stabilizer.	Standard	2136304	USD	0.00
<b>Equipment Options</b>				
<b>Milling drum assembly options</b>				
Additional 9.84 in / 250 mm-wide skids that prevent machine from sinking into the soft ground. Depending on country-specific requirements, the skids can be screwed off when transporting machines in order to comply with the permissible transport width.	Option	2616969	USD	2,551.00
<b>Additional spraying strip</b>				
Water spraying system FB2150 (7 ft 1 in), with 8 spray nozzles to spray water into the milling and mixing process. Distributor pipe for connecting the external water supply with shut-off valves to the individual nozzles	Option	2282384	USD	3,149.00

<b>Leveling</b>				
Digital milling depth display with an ultrasonic sensor, right or left mountable, the milling depth display is shown by one additional display in the cab.	<b>Option</b>	<b>2123664</b>	<b>USD</b>	<b>4,207.00</b>
Digital milling depth display, with two ultrasonic sensors right and left mounted, the milling depth display is shown by an additional display in the operator's cabin, changeover for the right or left side.	<b>Option</b>	<b>2123665</b>	<b>USD</b>	<b>5,904.00</b>
<b>Other devices</b>				
Drive shaft P600 1¾" for connecting the tractor-towed stabilizer to the tractor. Wirtgen recommends using this drive shaft as it offers great freedom of movement. Both ends of the propshaft with 20-way internal gearing. CAUTION: The drive shaft must be shortened to the length of the corresponding tractor vehicle/stabiliser combination before first use. Authorised when using a stabiliser on tractor vehicles up to a maximum of 280 kW/376 HP/381 PS.	<b>Standard</b>	<b>2539795</b>	<b>USD</b>	<b>0.00</b>
<b>Other devices</b>				
Hydraulic top link in reinforced version with arrester hook CAT IV, yoke end D32, yoke end D40 and integrated load-holding valve. The length and pulling force of the top link are optimized for the attachment of the add-on stabilizer.	<b>Option</b>	<b>2539799</b>	<b>USD</b>	<b>2,972.00</b>
<b>Pick changing aids</b>				
Pneumatic hammer with two pick extractor and inserter tools each as well as 7.00 m hose.	<b>Option</b>	<b>2123666</b>	<b>USD</b>	<b>461.00</b>
<b>Documentation</b>				
Additional set of technical documentation - North America country version (US)	<b>Option</b>		<b>USD</b>	<b>81.00</b>
Spare part and application documentation English (EN)	<b>Option</b>		<b>USD</b>	<b>14.00</b>

## Price list

# WS 250

### Scope of supply – basic machine

- Standard working width: 8 ft 2 in / 2500 mm
- Theoretical working depth: 1 ft 8 in / 500 mm

#### STANDARD EQUIPMENT

- Stabilizer for mounting on tractors with rear three-point linkage, ISO 730-1 category 3 (cat. III) and category 4 (cat. IV)
- The working depth is set using the tractor's rear power lift
- The rear rotor plate is adjusted hydraulically from the tractor
- The rotor plate is additionally fitted with a levelling blade with spring preload adjustment
- The stone guard is adjusted hydraulically from the tractor

#### DRIVE

- Mechanical drive via the tractor's driveshaft (driveshaft speed 1,000 rpm), bevel gearbox, two four-rib high-power V-belts with automatic belt tensioners and two spur gearboxes

#### MISCELLANEOUS

- CE Declaration of Conformity

**List price ex subsidiary Wirtgen America**

**USD**

**131,168.00**

### Mandatory Options

#### Milling drum housing

Movable side plates on the drum housing that cover the milling and mixing rotor. During operation, the milling unit is kept at the pre-set milling depth by the side plates. In the process, the tractor's three-point connection is in a floating position and the machine moves on the skids. The skids are roughly 7 in / 170 mm wide which means they comply with the corresponding permissible transport widths. The milling depth is limited to the desired level with the help of mechanical stops.

**Standard**

**2218261**

**USD**

**0.00**

#### Milling drums / milling units

Milling and mixing rotor with working width 2500 mm, working depth max. 500 mm (1 ft 7 in), tool spacing 40 mm, equipped with quick-change toolholder system HT22 and 106 picks with shank diameter D20. For a wide range of applications in soil stabilization and cold recycling.

**Standard**

**2628687**

**USD**

**0.00**

<b>Paint</b>				
Painting in cream RAL 9001 with orange stripes.	<b>Standard</b>	<b>2111593</b>	<b>USD</b>	<b>0.00</b>
Single-color special paint. Cream color is replaced by a special color (RAL acc. to customer request).	<b>Option</b>	<b>2111594</b>	<b>USD</b>	<b>774.00</b>
<b>Technical documentation</b>				
Technical documentation - North America country version (US)	<b>Standard</b>	<b>2456347</b>	<b>USD</b>	<b>0.00</b>
<b>Drive adaptations</b>				
Profile shaft on bevel gearbox with a 20-way external toothing for connecting the drive shaft to the WS220/WS250. Required for mounting the stabilizer to the John Deere 8320R tractor.	<b>Standard</b>	<b>2047307</b>	<b>USD</b>	<b>0.00</b>
<b>Trailer drawbar</b>				
Lifting tackle for mounting the stabilizer on John-Deere series 8000 tractor vehicles with rear three-point mounting ISO 730-1 category 4 (CAT IV), including ball sleeves and spacer washers CAT IV for equipment pin 37, including hydraulic top link in reinforced version, with arrester hook CAT IV, yoke D45 and integrated load-holding valve. The length and pulling force of the top link are optimized for the attachment of the add-on stabilizer.	<b>Standard</b>	<b>2136304</b>	<b>USD</b>	<b>0.00</b>
<b>Equipment Options</b>				
<b>Milling drum assembly options</b>				
Additional 9.84 in / 250 mm-wide skids that prevent machine from sinking into the soft ground. Depending on country-specific requirements, the skids can be screwed off when transporting machines in order to comply with the permissible transport width.	<b>Option</b>	<b>2616969</b>	<b>USD</b>	<b>2,551.00</b>
<b>Additional spraying strip</b>				
Water spraying system FB2500 (8 ft 2 in), with 10 spray nozzles to spray water into the milling and mixing process. Distributor pipe for connecting the external water supply with shut-off valves to the individual nozzles	<b>Option</b>	<b>2282385</b>	<b>USD</b>	<b>3,542.00</b>
<b>Leveling</b>				
Digital milling depth display with an ultrasonic sensor, right or left mountable, the milling depth display is shown by one additional display in the cab.	<b>Option</b>	<b>2123664</b>	<b>USD</b>	<b>4,207.00</b>
Digital milling depth display, with two ultrasonic sensors right and left mounted, the milling depth display is shown by an additional display in the operator's cabin, changeover for the right or left side.	<b>Option</b>	<b>2123665</b>	<b>USD</b>	<b>5,904.00</b>

<b>Other devices</b>				
Drive shaft P600 1¾" for connecting the tractor-towed stabilizer to the tractor. Wirtgen recommends using this drive shaft as it offers great freedom of movement. Both ends of the propshaft with 20-way internal gearing. CAUTION: The drive shaft must be shortened to the length of the corresponding tractor vehicle/stabiliser combination before first use. Authorised when using a stabiliser on tractor vehicles up to a maximum of 280 kW/376 HP/381 PS.	<b>Standard</b>	<b>2539795</b>	<b>USD</b>	<b>\$0.00</b>
<b>Other devices</b>				
Hydraulic top link in reinforced version with arrester hook CAT IV, yoke end D32, yoke end D40 and integrated load-holding valve. The length and pulling force of the top link are optimized for the attachment of the add-on stabilizer.	<b>Option</b>	<b>2539799</b>	<b>USD</b>	<b>2,972.00</b>
<b>Pick changing aids</b>				
Pneumatic hammer with two pick extractor and inserter tools each as well as 7.00 m hose.	<b>Option</b>	<b>2123666</b>	<b>USD</b>	<b>461.00</b>
<b>Documentation</b>				
Additional set of technical documentation - North America country version (US)	<b>Option</b>	<b>USD</b>	<b>USD</b>	<b>81.00</b>
Spare part and application documentation English (EN)	<b>Option</b>			<b>14.00</b>



## ***BB-250 RETAIL PRICE LIST***

PRICES EFFECTIVE JANUARY 1, 2021

### **STANDARD EQUIPMENT ON ALL UNITS**

- \* Certified Roll-Over Protection Structure & Canopy
- \* Seat Belts & Reverse Alarm
- \* 8' Steel Tube Core with 6 3/8" x 24" Poly Wafers
- \* Oil Pressure, Water Temperature, Alternator and Brush Lock Indicator Lights
- \* Fuel Gauge and Hour Meter
- \* Power Steering
- \* 2-Wheel Hydraulic Drum Brakes w/Manual Parking Brake
- \* Radial Tires
- \* Servo Controlled Hydraulic Transmission
- \* Hydraulic Controlled Tow Bar w/2" Ball Hitch, Surge Brakes & Tow Lights
- \* Rear Tail Lights
- \* 72 Gal. Water Sprayer System
- \* Brush Lock
- \* Joystick Control
- \* 24 H.P. 4-Cylinder Kubota Diesel Engine

---

### **MODEL BB-250-B BROCE BROOM**

List Price

**\$ 33,195**

---

### **OPTIONAL EQUIPMENT AVAILABLE**

List Price

Amber Strobe Light.....	\$	315
Front Work Lights .....	\$	300
Rear Work Lights (2 Single Beam).....	\$	210
Turn Signal & Warning Lights.....	\$	315
Engine Shutdown Safety System.....	\$	730
Canopy Windshield.....	\$	910
Traffic Horn.....	\$	95

Prices F.O.B. Dodge City, Kansas

We reserve the right to change specifications and prices without notice or obligation.

**Celebrating 55 years as the leader in construction & road sweepers.**

PO Box 1187  
Norman, OK 73070-1187

Sales: (866) 579-2488  
Office: (405) 579-2488

[www.brocebroom.com](http://www.brocebroom.com)



## RETAIL PRICE GUIDE

*EFFECTIVE FEBRUARY 1, 2021*

### ✓ Fast Delivery

*Over 1,500 attachments in stock*

### ✓ Excellent Dealer Support

*Thousands of parts in stock*

### ✓ Large Selection

*Attachments to fit Skid Steers, Excavators, Tractors, Mini-Machines, and Forklifts*

### ✓ Guaranteed Satisfaction

*Buy with the Blue Diamond® Attachments Satisfaction Guarantee*



Download the price guide from the Dealer Portal for the most recent version.  
[dealers.bluediamondattachments.com](https://dealers.bluediamondattachments.com)

Last Modified - 5/19/21

# **Table of Contents**

Blue Diamond Sales T.E.A.M.	page 3
Skid Steer Attachments	page 8-34
Excavator Attachments	page 35-41
Tractor Attachments	page 42-49
Mini-Machine Attachments	page 50-57
Forklift Attachments	page 58
General Accessories	page 59-60



## ***Online Parts & Accessories Store -BDAparts.com***

- ◆ Over thousands of parts and accessories in stock for quick delivery
- ◆ In stock UPS orders ship same day, (Must order by 12pm EST)
- ◆ Freight orders - 3 days lead time
- ◆ 24/7 - Order Anytime
- ◆ Dedicated Parts Sales and Support available  
[parts@bdattachments.com](mailto:parts@bdattachments.com) | 888-376-7027



## ***Rental Recommended Attachments***

- ◆ Rental Recommendation based on;
  - ◇ Heavily construction, resists damage
  - ◇ Hose routing that keeps hoses out of the way
  - ◇ Versatile, attaches to a variety of machines
  - ◇ Easy to use, minimal training is required

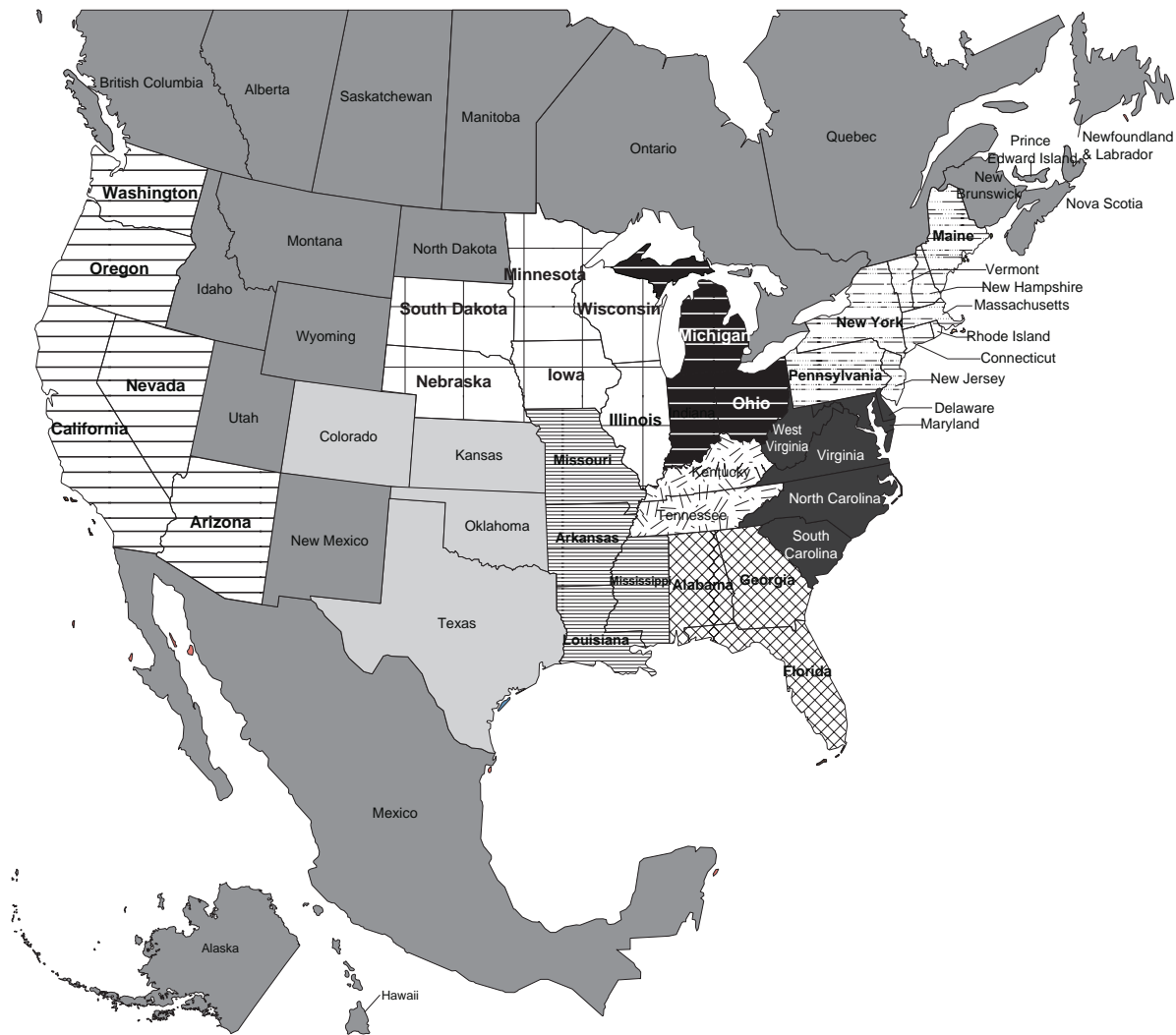


## ***Warranty Information***










- ◆ Available Monday-Friday 8am-5pm EST
- ◆ Easy claim filing online at [dealers.bluediamondattachments.com/warranty-policies/](http://dealers.bluediamondattachments.com/warranty-policies/)



# Sales T.E.A.M.



## Outside Sales Representative

-  **Chris Love**  
865-770-4118
-  **Christopher Storr**  
865-545-0120
-  **Tim Burghardt**  
865-643-8146
-  **Adam Craig**  
865-545-0213
-  **Toby Decker**  
865-545-0258
-  **Steve Parker**  
865-684-4820
-  **Jason Folsom**  
865-545-0167
-  **Keith Colabella**  
865-545-0227
-  **Michael Downing**  
865-545-0159

## Inside Sales Representative

-   **Briscoe Kuhlman**  
865-545-0082
-   **Joel Carmichael**  
865-545-0367
-   **Kevin Kitchings**  
865-545-0230
-   **Kevin Murphy**  
865-978-6478
-   **Matthew Rochat**  
865-545-0238

## SKID STEER ATTACHMENTS

AUGER ADAPTERS.....	9	GRAPPLE, ROCK BUCKET.....	24
AUGER EXTENSION.....	9	GRAPPLE, ROOT BUCKET.....	24-25
AUGER BITS.....	10-11	HAY ACCUUMULATOR.....	25
AUGER DRIVE, EXTREME DUTY.....	10	HAY SPEAR.....	25
BACKHOE.....	11	LAND PLANE.....	25
BALE SQUEEZE.....	11	LOG GRAPPLE.....	25
BLADE, 6-WAY DOZER.....	12	LOG SPLITTERS.....	25
BLADE, MULTI, HEAVY DUTY.....	12	MATERIAL ROLLER.....	26
BREAKER, HYDRAULIC.....	13	MATERIAL SPEADER, HEAVY DUTY.....	26
BROOM, ANGLE SEVERE DUTY.....	13	MOUNT PLATES.....	26
BROOM, ANGLE HEAVY DUTY, SERIES 2.....	14	POST DRIVER, VIBATORY.....	27
BROOM, PICKUP SERIES 2.....	14	POWER RAKE, HEAVY DUTY SERIES 2.....	28
BROOM, PUSH.....	15	POWER RAKE, EXTREME DUTY.....	28
BRUSH CUTTER, 84" DUAL SPINDLE.....	14	POWER RAKE, SEVERE DUTY SERIES 3.....	29
BRUSH CUTTER, HEAVY DUTY.....	15	RIPPER.....	29
BRUSH CUTTER, EXTREME DUTY.....	15	ROAD SAW.....	29
BRUSH CUTTER, SEVERE DUTY.....	15	ROCK AND CONCRETE GRINDER.....	29
BRUSH CUTTER, SWING ARM.....	15	ROOF TRUSS JIB.....	30
BUCKET, 4-IN-1.....	16	ROOT RAKE, SEVERE DUTY.....	28-29
BUCKET, DISPENSING.....	16	ROTOTILLER.....	29
BUCKET, DUMPSTER.....	16	ROOT RAKE.....	30
BUCKET, FRONT DUMP.....	16	SILAGE DEFACER.....	30
BUCKET, ROCK.....	16	SILT FENCE INSTALLER.....	30
BUCKET, GENERAL PURPOSE.....	17	SNOW BLOWER.....	30
BUCKET, LOW PROFILE, SEVERE DUTY.....	17	SNOW PLOW, V-BLADE.....	31
BUCKET, SCREENING.....	18	SNOW PUSHER, STANDARD/HEAVY DUTY.....	31
BUCKET, SLAB.....	18	SNOW TIRE.....	31
BUCKET, STUMP.....	18	SOD ROLLER.....	32
BUCKET, SNOW & MULCH.....	18-19	STUMP GRINDER.....	32
BUCKET, UTILITY.....	19	STUMP GRINDER, SWING ARM.....	33
BUCKET, UTILITY, HIGH CAPACITY.....	20	TRAILER SPOTTER.....	33
COLD PLANER.....	20	TREE BOOM.....	33
COUPLER, HYDRAULIC.....	21	TREE GRUBBER, EXTREME DUTY.....	33
DISC MULCHER.....	21	TREE PULLER.....	33
DRUM MULCHER.....	21	TREE SHEAR.....	33
FORK, NURSERY.....	21	TRENCHER.....	33-34
FORK, PALLET.....	22-23	VIBRATORY ROLLER.....	34
GRAPPLE, BUCKET.....	23		
GRAPPLE, RAKE.....	24		

## AUGER -ADAPTERS

PRODUCT #	MODEL	WEIGHT	RETAIL
205105	2" HEX FEMALE TO 2" 9/16 RD MALE	20 LBS	\$272.10
205110	2" HEX FEMALE TO 2" RD MALE	17 LBS	\$268.00
205111	2" HEX FEMALE TO 2 1/2" HEX MALE	35 LBS	\$585.00
205115	2" 9/16 RD FEMALE TO 2" HEX MALE	15 LBS	\$185.12
205120	2" 9/16 RD FEMALE TO 2" RD MALE	13 LBS	\$188.26
205125	2" RD FEMALE TO 2" HEX MALE	12 LBS	\$171.16
205130	2" RD FEMALE TO 2" 9/16 RD MALE	13 LBS	\$175.12
205135	2.5" HEX FEMALE TO 2" HEX MALE	43 LBS	\$403.00
205136	2 5/8" HEX FEMALE TO 2" HEX MALE	43 LBS	\$721.00
<i>First dimension fits drive, second dimension fits bit; cannot be reversed.</i>			

## AUGER -EXTENSION -FIXED

PRODUCT #	MODEL	WEIGHT	RETAIL
205375	FIXED, 2" HEX 48" LONG	58 LBS	\$371.40
205377	FIXED, 2 9/16" ROUND 48" LONG	77 LBS	\$268.00
205380	FIXED, 2" HEX 72" LONG	84 LBS	\$491.40
205370	FIXED, 2" HEX 24" LONG	32 LBS	\$291.86
205365	FIXED, 2" HEX 12" LONG	20 LBS	\$241.16
205369	FIXED, 2 9/16" ROUND 18" LONG	40 LBS	\$340.00
205371	FIXED, 2" ROUND 24" LONG	57 LBS	\$157.50
205382	FIXED, 2 9/16" ROUND 72" LONG	110 LBS	\$404.00
205372	FIXED, 2 9/16" ROUND 24" LONG	40 LBS	\$212.16
205367	FIXED, 2 9/16" ROUND 12" LONG	21 LBS	\$216.30
205373	FIXED, 2" ROUND 48" LONG	40 LBS	\$340.00
<i>Single hole allows it to be used at full-length only. 9" bits and larger.</i>			

## AUGER -EXTENSION -VARIABLE

PRODUCT #	MODEL	WEIGHT	RETAIL
205320	VARIABLE, 2" HEX 48" LONG	56 LBS	\$429.00
205325	VARIABLE, 2" HEX 72" LONG	77 LBS	\$499.07
205315	VARIABLE, 2" HEX 24" LONG	34 LBS	\$312.61
205347	VARIABLE, 2 9/16" ROUND 72"	84 LBS	\$446.00
205335	VARIABLE, 2 9/16" ROUND 48" LONG	74 LBS	\$391.86
205317	VARIABLE, 2 9/16" ROUND 24" LONG	40 LBS	\$282.56
205312	VARIABLE, 2 9/16" ROUND 12" LONG	21 LBS	\$231.16
205334	VARIABLE, 2" ROUND 48" LONG	46 LBS	\$492.48
<i>Hole every 12" allows it to be used in various positions, 9" and bigger bits only.</i>			



**AUGER BITS - HEAVY DUTY***Listed as 2" Hex Collars.**Also available in 2" Round & 2 9/16" Round Collars*

PRODUCT #	MODEL	WEIGHT	RETAIL
*105105	4" DIAMETER, HEAVY DUTY, W/2" HEX	37 LBS	\$320.00
*105110	6" DIAMETER, HEAVY DUTY, W/2" HEX	45 LBS	\$338.00
105115	8" DIAMETER, HEAVY DUTY, W/2" HEX	76 LBS	\$459.00
*105120	9" DIAMETER, HEAVY DUTY, W/2" HEX	85 LBS	\$470.00
105125	10" DIAMETER, HEAVY DUTY, W/2" HEX	100 LBS	\$532.00
*105130	12" DIAMETER, HEAVY DUTY, W/2" HEX	113 LBS	\$544.00
*105135	15" DIAMETER, HEAVY DUTY, W/2" HEX	132 LBS	\$717.00
105140	16" DIAMETER, HEAVY DUTY, W/2" HEX	136 LBS	\$779.00
*105145	18" DIAMETER, HEAVY DUTY, W/2" HEX	166 LBS	\$848.00
105147	20" DIAMETER, HEAVY DUTY, W/2" HEX	182 LBS	\$995.00
*105150	24" DIAMETER, HEAVY DUTY, W/2" HEX	210 LBS	\$1,117.00
*105155	30" DIAMETER, HEAVY DUTY, W/2" HEX	278 LBS	\$1,432.00
*105160	36" DIAMETER, HEAVY DUTY, W/2" HEX	372 LBS	\$1,751.00
<i>*Typically in Stock   Bolt-on teeth, fabricated head.</i>			

**AUGER BITS - HEAVY DUTY W/CAST HEAD***Listed as 2" Hex Collars.**Also available in 2" Round & 2 9/16" Round Collars*

PRODUCT #	MODEL	WEIGHT	RETAIL
*105205	6" DIAMETER, CAST HEAD, W/2" HEX	45 LBS	\$476.00
105208	8" DIAMETER, CAST HEAD, W/2" HEX	90 LBS	\$687.00
*105210	9" DIAMETER, CAST HEAD, W/2" HEX	98 LBS	\$732.00
105215	10" DIAMETER, CAST HEAD, W/2" HEX	113 LBS	\$762.00
105220	12" DIAMETER, CAST HEAD, W/2" HEX	128 LBS	\$773.00
*105225	15" DIAMETER, CAST HEAD, W/2" HEX	139 LBS	\$961.00
105230	16" DIAMETER, CAST HEAD, W/2" HEX	167 LBS	\$1,043.00
*105235	18" DIAMETER, CAST HEAD, W/2" HEX	204 LBS	\$1,163.00
105237	20" DIAMETER, CAST HEAD, W/2" HEX	231 LBS	\$1,488.00
*105239	24" DIAMETER, CAST HEAD, W/2" HEX	272 LBS	\$1,661.00
*105241	30" DIAMETER, CAST HEAD, W/2" HEX	312 LBS	\$2,061.00
*105243	36" DIAMETER, CAST HEAD, W/2" HEX	430 LBS	\$2,261.00
105245	42" DIAMETER, CAST HEAD, W/2" HEX	460 LBS	\$3,559.00
105250	48" DIAMETER, CAST HEAD, W/2" HEX	550 LBS	\$3,777.00
<i>*Typically in Stock   For difficult ground, push-in-teeth, cast head</i>			

**AUGER DRIVE -EXTREME DUTY - SERIES 2**

PRODUCT #	MODEL	BEST FLOW	WEIGHT	RETAIL
305705	EX1, W/2" HEX SHAFT	8-11 GPM	101 LBS	\$2,540.00
305708	EX2, W/2" HEX SHAFT	12-16 GPM	123 LBS	\$2,615.00
305712	EX3, W/2" HEX SHAFT	17-26 GPM	123 LBS	\$2,615.00
305715	EX4, W/2" HEX SHAFT	19-23 GPM	125 LBS	\$2,750.00
305720	EX4HF, W/2" HEX SHAFT	21-26 GPM	180 LBS	\$3,950.00
305725	EX5HF, W/2 1/2" HEX SHAFT	21-26 GPM		\$5,590.00
305728	EX6HF, W/2 1/2" HEX SHAFT	29-32 GPM		\$6,105.00
305730	EX7HF, W/2 1/2" HEX SHAFT	33-36 GPM		\$6,125.00
<i>Includes hoses, couplers &amp; mount. Planetary drive, 4-year warranty.</i>				

## AUGER BITS - TREE BIT

Listed as 2" Hex Collars.

Also available in 2" Round & 2 9/16" Round Collars



PRODUCT #	MODEL	WEIGHT	RETAIL
105405	18-9" DIAMETER, TREE, W/2" HEX	70 LBS	\$894.00
105410	24-12" DIAMETER, TREE, W/2" HEX	66 LBS	\$1,231.00
105415	30-15" DIAMETER, TREE, W/2" HEX	102 LBS	\$1,294.00
105420	36-18" DIAMETER, TREE, W/2" HEX	134 LBS	\$1,482.00
105425	42-18" DIAMETER, TREE, W/2" HEX	203 LBS	\$2,314.00
105430	48-24" DIAMETER, TREE, W/2" HEX	201 LBS	\$2,980.00
*Typically in Stock   Tapered			

## AUGER BITS - ROCK BIT

Listed as 2" Hex Collars.

Also available in 2" Round & 2 9/16" Round Collars



PRODUCT #	MODEL	WEIGHT	RETAIL
*105305	4" DIAMETER, ROCK, W/2" HEX	70 LBS	\$1,005.00
105310	6" DIAMETER, ROCK, W/2" HEX	66 LBS	\$1,030.00
*105320	9" DIAMETER, ROCK, W/2" HEX	102 LBS	\$2,147.00
105330	12" DIAMETER, ROCK, W/2" HEX	134 LBS	\$2,201.00
105340	16" DIAMETER, W/2" HEX	203 LBS	\$2,347.00
*105345	18" DIAMETER, ROCK, W/2" HEX	201 LBS	\$2,519.00
105350	24" DIAMETER, ROCK, W/2" HEX	291 LBS	\$3,033.00
*105355	30" DIAMETER, ROCK, W/2" HEX	340 LBS	\$3,377.00
*105360	36" DIAMETER, ROCK, W/2" HEX	395 LBS	3,897.00
*Typically in Stock   For solid rock (Requires minimum 3,000 lbs down pressure)			

## BACKHOE



PRODUCT #	MODEL	WEIGHT	RETAIL
130005	BACKHOE, HYD (NO BUCKET)	391 LBS	\$2,392.00
130009	8" BACKHOE BUCKET	103 LBS	\$733.00
130010	9" BACKHOE BUCKET	103 LBS	\$758.00
130015	12" BACKHOE BUCKET	139 LBS	\$797.00
130020	18" BACKHOE BUCKET	169 LBS	\$975.00
130025	24" BACKHOE BUCKET	202 LBS	\$1,064.00
130027	30" BACKHOE BUCKET	202 LBS	\$1,151.00
Features: 3 1/2" bore, 20" stroke cylinder, large capacity bucket (hose & couplers included)			

## BALE SQUEEZE -HYDRAULIC ROUND



PRODUCT #	MODEL	WEIGHT	RETAIL
111105	BALE SQUEEZE 2,000 CAPACITY	400 LBS	\$2,840.00
211110	OPTIONAL BOLT-ON GRIPPERS (REQUIRES 2)	60 LBS	\$143.00
Features: Handles round bales, hoses & couplers included. Opens to 70", Euro/Global mount available. Optional grippers help when handling wet or plastic wrapped bales.			

## BLADES- 6-WAY DOZER



PRODUCT #	MODEL	WEIGHT	RETAIL
123065	HEAVY DUTY 72", 62 1/4" ANGLED WIDTH	1,012 LBS	\$7,144.00
123070	HEAVY DUTY 84", 72 1/2" ANGLED WIDTH	1,040 LBS	\$7,295.00
123075	HEAVY DUTY 96", 82 7/8" ANGLED WIDTH	1,068 LBS	\$7,404.00
223700	TRIP SPRINGS KIT (SET OF 4)	12 LBS	\$218.05
200010	UNIVERSAL CONTROL HARNESS	2 LBS	\$267.66
216900	OEM 14-PIN HARNESS (SPECIFY MACHINE)	1 LBS	\$148.00
*216916	OEM 9-PIN JD HARNESS	2 LBS	\$210.00
*216905	OEM 8-PIN CAT HARNESS	3 LBS	\$294.00
*216950	OEM 7-PIN BOBCAT HARNESS	1 LBS	\$599.00
200011	OEM EXTENSION HARNESS	1 LBS	\$142.00
<i>*Requires PN 200011 OEM extension harness. Hose &amp; Couplers included.  22" high blade, blade trips by removing 2 pins &amp; adding trip springs. Height extensions available for snow</i>			

## BLADES- HEAVY DUTY MULTI-BLADE



PRODUCT #	MODEL	ANGLED WIDTH	WEIGHT	RETAIL
122010	60" MULTI-BLADE	49.2"	456 LBS	\$4,464.00
122015	72" MULTI-BLADE	59"	481 LBS	\$4,556.00
122020	84" MULTI-BLADE	68.8"	507 LBS	\$4,656.00
122025	96" MULTI-BLADE	78.6"	544 LBS	\$4,759.00
<i>For snow or light dirt work, trip lockout, variable down pressure, includes corner markers and oscillation. 30" High blade.</i>				

## BREAKERS, HYDRAULIC (HAMMERS)



PRODUCT #	MODEL	ENERGY CLASS	WEIGHT	RETAIL
135005	HB50	100	132 LBS	\$4,411.00
135009	HB95	200	209 LBS	\$5,121.00
135016	HB165	400	330 LBS	\$7,106.00
135021	HB210	500	463 LBS	\$9,331.00
135030	HB300	700	661 LBS	\$12,028.00
135040	HB400	1,000	882 LBS	\$13,073.00
135053	HB530	1,200	1,168 LBS	\$21,265.00
135209	HB95 MOUNT, SKID STEER		391 LBS	\$658.00
135212	HB165 MOUNT, SKID STEER		103 LBS	\$654.00
135220	HB210 MOUNT, SKID STEER		139 LBS	\$654.00
135230	HB300 MOUNT, SKID STEER		169 LBS	\$658.00
135240	HB400/530 MOUNT, SKID STEER		202 LBS	\$670.00
135425	HOSE KIT FOR HB95-210		15 LBS	\$385.00
135430	HOSE KIT FOR HB300		15 LBS	\$459.00
135435	HOSE KIT FOR 400-530		20 LBS	\$477.00
<i>Specify breaker, mount, tool, &amp; hoses. Note: Universal hose length may not fit all machines. Customer is responsible for any hose modifications. One free tool included with breaker purchase (see p. 60 for tools). 3 year warranty, monoblock design, self-regulated flow and pressure.</i>				

## BROOMS-ANGLE SEVERE DUTY



PRODUCT #	MODEL	ANGLED WIDTH	WEIGHT	RETAIL
116108	60" MANUAL, FULL ANGLE, WAFERS	52"	970 LBS	\$7,116.00
116113	72" MANUAL	62.4"	1,045 LBS	\$7,564.00
116118	84" MANUAL	72.8"	1,275 LBS	\$7,775.00
116123	96" MANUAL	83.18"	1,085 LBS	\$8,166.00
116110	60" HYDRAULIC, FULL ANGLE, WAFERS	52"	1,025 LBS	\$8,198.00
116115	72" HYDRAULIC	62.4"	917 LBS	\$8,431.00
116120	84" HYDRAULIC	72.8"	980 LBS	\$8,716.00
116125	96" HYDRAULIC	83.18"	1,030 LBS	\$9,023.00
216920	UNIVERSAL CONTROL HARNESS		2 LBS	\$412.20
216936	OEM 14-PIN WIRE HARNESS (DEERE ONLY)		2 LBS	\$494.00
216935	14-PIN HARNESS (EXCEPT DEERE)		2 LBS	\$488.00
216925	BOBCAT WIRE HARNESS		2 LBS	\$1,825.00
216930	CAT 8-PIN		2 LBS	\$488.00

Includes poly/steel bristles, couplers, floating quick attach. OEM harness sold separately.  
Flow range 15-25 GPM. 30° angle, 32" diameter bristles.

## BROOMS-ANGLE HEAVY DUTY - SERIES 2



PRODUCT #	MODEL	WEIGHT	RETAIL
116207	60" MANUAL ANGLE	755 LBS	\$4,719.00
116212	72" MANUAL ANGLE	815 LBS	\$4,741.00
116217	84" MANUAL ANGLE	875 LBS	\$5,169.00
116222	96" MANUAL ANGLE	980 LBS	\$5,620.00
116205	60" HYDRAULIC ANGLE (REQ WIRING HARNESS)	1,300 LBS	\$5,843.00
116210	72" HYDRAULIC ANGLE (REQ WIRING HARNESS)	1,450 LBS	\$6,007.00
116215	84" HYDRAULIC ANGLE (REQ WIRING HARNESS)	850 LBS	\$6,281.00
116220	96" HYDRAULIC ANGLE (REQ WIRING HARNESS)	1,015 LBS	\$6,528.00
316154	ANGLE HD 2 WATER KIT FOR 60"	20 LBS	\$1,600.00
316156	ANGLE HD 2 WATER KIT FOR 72"	20 LBS	\$1,620.00
316158	ANGLE HD 2 WATER KIT FOR 84"	20 LBS	\$1,640.00
316160	ANGLE HD 2 WATER KIT FOR 96"	20 LBS	\$1,680.00
200010	UNIVERSAL WIRE HARNESS	2 LBS	\$267.66
216900	*14 PIN HARNESS	2 LBS	\$115.00
216905	*CAT 8-PIN	2 LBS	\$271.00
216950	*BOBCAT 7-PIN	2 LBS	\$593.18
200011	OEM EXTENSION HARNESS	2 LBS	\$142.00

Includes poly/steel bristles, floating quick attach. Wiring harness sold separately.  
Flow range 15-25 GPM. 30° angle, 26" diameter bristles. \*REQ PN200011 extension.  
Water kit req's 116152 mounting bracket.



## BROOMS-PICK UP -SERIES 2



PRODUCT #	MODEL	WEIGHT	RETAIL
116512	60" PICKUP BROOM, SERIES 2	945 LBS	\$7,530.00
116517	72" PICKUP BROOM, SERIES 2	1,390 LBS	\$8,075.00
116522	84" PICKUP BROOM, SERIES 2	1,585 LBS	\$8,552.00
116527	96" PICKUP BROOM, SERIES 2	1,765 LBS	\$9,085.00
316571	PICKUP BROOM 2 WATER KIT FOR 60"	30 LBS	\$1,988.00
316573	PICKUP BROOM 2 WATER KIT FOR 72"	30 LBS	\$1,988.00
316576	PICKUP BROOM 2 WATER KIT FOR 84"	30 LBS	\$1,988.00
316579	PICKUP BROOM 2 WATER KIT FOR 96"	30 LBS	\$1,988.00
116555	GUTTER BRUSH	128 LBS	\$2,414.00
<i>Includes poly/steel bristles, hose &amp; couplers included. For construction &amp; road work. Flow range 15-25 GPM. 26" diameter bristles. Electrical wiring harness (200010) included for water kit.</i>			

## BROOMS-PUSH HEAVY DUTY & STANDARD DUTY

*Specify broom & mount. 11" bristle height.  
Does not angle.*



PRODUCT #	MODEL	WEIGHT	RETAIL
116032	60" STANDARD DUTY	146 LBS	\$1,476.00
116034	72" STANDARD DUTY	173 LBS	\$1,846.00
116016	60" PUSH HEAVY DUTY	206 LBS	\$1,720.00
116017	72" PUSH HEAVY DUTY	239 LBS	\$2,089.00
116019	96" PUSH HEAVY DUTY	315 LBS	\$2,825.00
116020	FORKLIFT MOUNT (HD MODEL REQ 116027)	52 LBS	\$407.00
116026	SKID STEER MOUNT (HD MODEL REQUIRES 116027)	187 LBS	\$630.00
116027	ADAPTER MOUNT PLATE FOR HD UNIT	33 LBS	\$249.00

## BRUSH CUTTERS - DUAL SPINDLE MOTOR



PRODUCT #	MODEL	REQ FLOW	WEIGHT	RETAIL
103920	84" DUAL 80CC MOTOR	15-22 GPM	1,865 LBS	\$14,277.00
103930	84" DUAL 125 CC MOTOR	23-30 GPM	1,865 LBS	\$14,516.00
<i>Includes couplers, direct drive, cuts 3" material. 1 year warranty.</i>				



## BRUSH CUTTERS - HEAVY DUTY



PRODUCT #	MODEL	REQ FLOW	WEIGHT	RETAIL
103004	60" HD BRUSH CUTTER	11-16 GPM	940 LBS	\$6,648.00
103007	60" HD BRUSH CUTTER	16-26 GPM	940 LBS	\$6,643.00
103012	72" HD BRUSH CUTTER	16-26 GPM	1,220 LBS	\$7,086.00

*Includes couplers, direct drive, 1/4" deck, cuts 3" material. 1 year warranty. 3 blades.  
MUST ONLY BE USED ON MACHINES WITH SAFETY WINDSHIELDS*

## BRUSH CUTTERS - EXTREME DUTY CLOSED / OPEN FRONT



PRODUCT #	MODEL	REQ FLOW	WEIGHT	RETAIL
103015	60" LOW FLOW-CLOSED FRONT	16-26 GPM	1,170 LBS	\$7,173.00
103020	72" LOW FLOW-CLOSED FRONT	16-26 GPM	1,617 LBS	\$8,539.00
103016	60" LOW FLOW-OPEN FRONT	16-26 GPM	1,220 LBS	\$8,384.00
103025	72" LOW FLOW-OPEN FRONT	16-26 GPM	1,547 LBS	\$9,683.00
103017	60" HIGH FLOW-OPEN FRONT	27-40 GPM	1,220 LBS	\$10,342.00
103023	72" HIGH FLOW-CLOSED FRONT	27-35 GPM	1,585 LBS	\$10,397.00
103024	72" HIGH FLOW-CLOSED FRONT	36-45 GPM	1,585 LBS	\$10,599.00
103030	72" HIGH FLOW-OPEN FRONT	27-35 GPM	1,555 LBS	\$11,553.00
103032	72" HIGH FLOW-OPEN FRONT	36-45 GPM	1,555 LBS	\$11,553.00

*Cuts up to 5" trees on low flow, 4 blades on 72" (Includes low flow couplers, direct drive, 1/4" deck, cutaway back. 1 year warranty. (High-flow req large couplers)*

## BRUSH CUTTERS - SEVERE DUTY



PRODUCT #	MODEL	REQ FLOW	WEIGHT	RETAIL
103120	72" SEVERE DUTY, 150CC	16-26 GPM	1,957 LBS	\$14,913.00
103125	72" SEVERE DUTY, 200CC	27-35 GPM	1,957 LBS	\$15,018.00
103130	72" SEVERE DUTY, 250CC	36-45 GPM	1,957 LBS	\$15,018.00

*Over 500 lb blade carrier, high torque piston motor, visible pressure gauge & 10" cut capacity.  
Includes couplers & female case drain.*

## BRUSH CUTTERS - SWING ARM



PRODUCT #	MODEL	REQ FLOW	WEIGHT	RETAIL
103870	BRUSH CUTTER SWING ARM	14-20	845 LBS	\$13,254.00
103875	BRUSH CUTTER SWING ARM	17-30	845 LBS	\$14,132.00
103885	UNIVERSAL WIRE HARNESS		65 LBS	\$643.00
103887	14 PIN WIRE HARNESS		54 LBS	\$363.00
103889	8-PIN WIRE HARNESS		54 LBS	

*Required wire harness & case drain.*

**BUCKETS- 4-IN-1**

Heavy duty cylinders, replaceable edge-on blade.  
Includes hose & couplers. Pilot operated check valve & teeth available.



PRODUCT #	MODEL	STRUCK CAP.	WEIGHT	RETAIL
108780	66" 4-IN-1, W/SMOOTH EDGE	13.9 CU FT	862 LBS	\$4,096.00
108785	72" 4-IN-1, W/SMOOTH EDGE	15.2 CU FT	908 LBS	\$4,143.00
108790	78" 4-IN-1, W/SMOOTH EDGE	16.5 CU FT	979 LBS	\$4,334.00
108795	84" 4-IN-1, W/SMOOTH EDGE	17.7 CU FT	1,004 LBS	\$4,605.00
108776	60" 4-IN-1, W/TEETH	12 CU FT	855 LBS	\$4,531.00
108781	66" 4-IN-1, W/TEETH	13.9 CU FT	750 LBS	\$4,687.00
108786	72" 4-IN-1, W/TEETH	15.2 CU FT	981 LBS	\$4,731.00
108791	78" 4-IN-1, W/TEETH	16.5 CU FT	959 LBS	\$4,823.00
108796	84" 4-IN-1, W/TEETH	17.7 CU FT	932 LBS	\$5,173.00

**BUCKETS- DISPENSING** Carry and pour flowable materials

PRODUCT #	MODEL	WEIGHT	RETAIL
110005	1/2 YARD DISPENSING BUCKET	393 LBS	\$1,192.00
110010	1/2 YARD DISPENSING BUCKET W/HYDRAULIC DOOR	403 LBS	\$1,710.00
110035	3/4 YARD DISPENSING BUCKET	452 LBS	\$1,581.00
110040	3/4 YARD DISPENSING BUCKET W/HYDRAULIC DOOR	477 LBS	\$1,983.00

**BUCKETS- DUMPSTER** Excellent trash hopper for jobsites

PRODUCT #	MODEL	STRUCK CAP.	WEIGHT	RETAIL
108898	50" DUMPSTER BUCKET	27.6 CU FT	360 LBS	\$920.00
108899	66" DUMPSTER BUCKET	37.3 CU FT	430 LBS	\$1,168.00
108900	72" DUMPSTER BUCKET	40.5 CU FT	510 LBS	\$1,210.00
108902	84" DUMPSTER BUCKET	47.3 CU FT	595 LBS	\$1,446.00

**BUCKETS- FRONT DUMP** High-capacity, heavy duty cylinders. Includes hose & couplers.

PRODUCT #	MODEL	STRUCK CAP.	WEIGHT	RETAIL
108801	72" FRONT DUMP BUCKET	25.1 CU FT	935 LBS	\$4,784.00
108803	78" FRONT DUMP BUCKET	27.1 CU FT	965 LBS	\$5,035.00
108805	84" FRONT DUMP BUCKET	29.1 CU FT	1,009 LBS	\$5,285.00
108815	96" FRONT DUMP BUCKET	48.1 CU FT	1,100 LBS	\$5,826.00

**BUCKETS-ROCK** 3" tine spacing, gusseted tips. A36 steel powder coated paint. Grapple kit available.

PRODUCT #	MODEL	TINE THICKNESS	WEIGHT	RETAIL
108320	66" STANDARD DUTY ROCK BUCKET	3/8"	424 LBS	\$1,522.00
108335	72" STANDARD DUTY ROCK BUCKET	3/8"	465 LBS	\$1,537.00
108405	66" EXTREME DUTY ROCK BUCKET	1/2"	615 LBS	\$1,974.00
108410	72" EXTREME DUTY ROCK BUCKET	1/2"	650 LBS	\$2,041.00
108415	78" EXTREME DUTY ROCK BUCKET	1/2"	650 LBS	\$2,154.00
108420	84" EXTREME DUTY ROCK BUCKET	1/2"	690 LBS	\$2,495.00

## BUCKETS- GENERAL PURPOSE



PRODUCT #	MODEL	STRUCK CAP.	WEIGHT	RETAIL
108090	60" LOW PROFILE-SMOOTH	10.8 CU FT	334 LBS	\$840.00
108095	60" LOW PROFILE-TOOTH	10.8 CU FT	384 LBS	\$954.00
108100	66" LOW PROFILE-SMOOTH	12.2 CU FT	354 LBS	\$908.00
108105	66" LOW PROFILE-TOOTH	12.2 CU FT	409 LBS	\$1,255.00
108110	72" LOW PROFILE-SMOOTH	13.2 CU FT	378 LBS	\$1,022.00
108115	72" LOW PROFILE-TOOTH	13.2 CU FT	437 LBS	\$1,363.00
108120	78" LOW PROFILE-SMOOTH	14.3 CU FT	408 LBS	\$1,139.00
108125	78" LOW PROFILE-TOOTH	14.3 CU FT	531 LBS	\$1,547.00
108130	84" LOW PROFILE-SMOOTH	15.7 CU FT	436 LBS	\$1,242.00
108135	84" LOW PROFILE-TOOTH	15.7 CU FT	515 LBS	\$1,600.00
108140	60" LOW PROFILE-LONG BOTTOM-SMOOTH	15.7 CU FT	385 LBS	\$976.00
108145	60" LOW PROFILE-LONG BOTTOM-TOOTH	15.7 CU FT	434 LBS	\$1,097.00
108150	66" LOW PROFILE-LONG BOTTOM-SMOOTH	17.3 CU FT	426 LBS	\$1,059.00
108155	66" LOW PROFILE-LONG BOTTOM-TOOTH	17.3 CU FT	472 LBS	\$1,309.00
108160	72" LOW PROFILE-LONG BOTTOM-SMOOTH	18.6 CU FT	446 LBS	\$1,070.00
108165	72" LOW PROFILE-LONG BOTTOM-TOOTH	18.6 CU FT	505 LBS	\$1,433.00
108170	78" LOW PROFILE-LONG BOTTOM-SMOOTH	20 CU FT	441 LBS	\$1,334.00
108180	84" LOW PROFILE-LONG BOTTOM-TOOTH	22 CU FT	505 LBS	\$1,323.00
60" - 3/16" wrap, 72" 1/4" wrap. 3/4" cutting edge, heavy duty cast teeth, 1/2" wear bars. See p.59 for bolt-on edge & toothbar pricing. NOT RECOMMENDED FOR TRACK MACHINES.				

## BUCKETS- LOW PROFILE SEVERE DUTY



PRODUCT #	MODEL	STRUCK CAP.	WEIGHT	RETAIL
108260	66" LOW PROFILE, SD, SMOOTH	11.4 CU FT	650 LBS	\$1,903.00
108263	66" LOW PROFILE, SD, TOOTH	11.4 CU FT	675 LBS	\$1,690.00
108270	72" LOW PROFILE, SD SMOOTH	11 CU FT	710 LBS	\$1,872.00
108273	72" LOW PROFILE, SD TOOTH	11 CU FT	724 LBS	\$1,843.00
108275	78" LOW PROFILE, SD SMOOTH	12 CU FT	690 LBS	\$2,025.00
108277	78" LOW PROFILE, SD TOOTH	12 CU FT	757 LBS	\$1,957.00
108280	84" LOW PROFILE, SD SMOOTH	12.9 CU FT	738 LBS	\$2,106.00
108282	84" LOW PROFILE, SD TOOTH	12.9 CU FT	813 LBS	\$2,085.00
108283	90" LOW PROFILE, SD TOOTH	18.8 CU FT	925 LBS	\$2,283.00
108284	72" LOW PROFILE, SD SMOOTH-LONG BOTTOM	23 CU FT	732 LBS	\$1,942.00
108285	72" LOW PROFILE, SD TOOTH-LONG BOTTOM	23 CU FT	774 LBS	\$1,911.00
108286	78" LOW PROFILE, SD SMOOTH-LONG BOTTOM	25 CU FT	759 LBS	\$1,947.00
108287	78" LOW PROFILE, SD TOOTH-LONG BOTTOM	25 CU FT	826 LBS	\$2,065.00
108290	84" LOW PROFILE, SD SMOOTH-LONG BOTTOM	27 CU FT	848 LBS	\$2,234.00
108293	84" LOW PROFILE, SD TOOTH-LONG BOTTOM	27 CU FT	965 LBS	\$2,212.00
108296	90" LOW PROFILE, SD TOOTH-LONG BOTTOM	18.8 CU FT	875 LBS	\$2,314.00
1/4" double-layer back, 1/2" bottom, 1" cutting edge (tooth only). Heavy duty cast replaceable teeth, smooth comes with bolt-on edge. See p.59 for bolt-on edge & toothbar pricing.				

## BUCKETS- SCREENING



PRODUCT #	MODEL	WEIGHT	RETAIL
145010	47" SKID STEER (REQ MOUNT)	860 LBS	\$15,769.00
145015	60" SKID STEER (REQ MOUNT)	1,320 LBS	\$20,281.00
145050	SCREENING BUCKET MOUNT SKID STEER	95 LBS	\$675.00

## BUCKETS- SLAB



PRODUCT #	MODEL	WEIGHT	RETAIL
108895	SLAB BUCKET	600 LBS	\$2,638.00

## BUCKETS- STUMP



PRODUCT #	MODEL	WEIGHT	RETAIL
102015	STUMP BUCKET, SEVERE DUTY CURVED BOTTOM	443 LBS	\$1,280.00
102006	STUMP BUCKET, EXTREME W/GRAPPLE	475 LBS	\$2,474.00
102008	STUMP BUCKET, EXTREME W/GRAPPLE, NO TEETH	535 LBS	\$2,333.00
102010	STUMP BUCKET, EXTREME GRAPPLE KIT	156 LBS	\$1,106.00

*For digging stumps, shrubs, and trenches.*

## BUCKETS-SNOW & MULCH -SPECIAL CAPACITY



PRODUCT #	MODEL	STRUCK CAP.	WEIGHT	RETAIL
108513	48" SNOW & MULCH	1 YARD	424 LBS	\$1,346.00
108525	60" SNOW & MULCH	1 YARD	509 LBS	\$1,357.00
108565	84" SNOW & MULCH	1 1/2 YARD	601 LBS	\$1,593.00
108585	96" SNOW & MULCH	1 1/2 YARD	728 LBS	\$1,584.00

*Great for loading short bed trucks.*

## BUCKETS-SNOW & MULCH - STANDARD DUTY



PRODUCT #	MODEL	STRUCK CAP.	WEIGHT	RETAIL
108520	60" SNOW & MULCH, 3/16" WRAP	21 CU FT	450 LBS	\$1,009.00
108530	66" SNOW & MULCH, 3/16" WRAP	22.9 CU FT	468 LBS	\$1,189.00
108540	72" SNOW & MULCH, 3/16" WRAP	25 CU FT	508 LBS	\$1,250.00
108545	78" SNOW & MULCH, 3/16" WRAP	27 CU FT	550 LBS	\$1,441.00
108550	84" SNOW & MULCH, 3/16" WRAP	29.1 CU FT	605 LBS	\$1,545.00
108570	90" SNOW & MULCH, 3/16" WRAP	31.2 CU FT	601 LBS	\$1,717.00
108580	96" SNOW & MULCH, 3/16" WRAP	34.5 CU FT	767 LBS	\$1,739.00
108590	102" SNOW & MULCH, 3/16" WRAP	35 CU FT	728 LBS	\$1,816.00

*3/4" cutting edge, high capacity, 26"h x 38" deep. See p.58 for bolt-on edge & toothbar pricing.*

## BUCKETS-SNOW & MULCH -HEAVY DUTY



PRODUCT #	MODEL	STRUCK CAP.	WEIGHT	RETAIL
108620	60" SNOW & MULCH, HD, 1/4 WRAP	21 CU FT	585 LBS	\$1,118.00
108630	66" SNOW & MULCH, HD, 1/4 WRAP	22.9 CU FT	550 LBS	\$1,265.00
108640	72" SNOW & MULCH, HD, 1/4 WRAP	25 CU FT	575 LBS	\$1,668.00
108650	78" SNOW & MULCH, HD, 1/4 WRAP	27 CU FT	805 LBS	\$1,831.00
108660	84" SNOW & MULCH, HD, 1/4 WRAP	29.1 CU FT	875 LBS	\$1,860.00
108670	90" SNOW & MULCH, HD, 1/4 WRAP	31.2 CU FT	950 LBS	\$2,019.00
108680	96" SNOW & MULCH, HD, 1/4 WRAP	34.5 CU FT	1,000 LBS	\$2,286.00
108682	102" SNOW & MULCH, HD, 1/4 WRAP	36 CU FT	1,000 LBS	\$2,452.00

## BUCKETS-SNOW & MULCH -HIGH BACK

32" h x 38" long-bottom. Ribs inside to strengthen floor & back. 3/16" wrap, 3/8" edge. See p.59 for bolt-on edge & toothbar pricing.



PRODUCT #	MODEL	WEIGHT	RETAIL
108701	60" SNOW & MULCH, HIGH BACK WITH MESH	690 LBS	\$2,462.00
108702	72" SNOW & MULCH, HIGH BACK WITH MESH		\$2,579.00
108700	78" SNOW & MULCH, HIGH BACK WITH MESH	704 LBS	\$2,635.00
108705	84" SNOW & MULCH, HIGH BACK WITH MESH	754 LBS	\$2,659.00
108710	96" SNOW & MULCH, HIGH BACK WITH MESH	724 LBS	\$2,741.00
108715	102" SNOW & MULCH, HIGH BACK WITH MESH	746 LBS	\$2,822.00

## BUCKETS- UTILITY 22"hx 34" deep, rolled back. Includes bolt-on cutting edge.



PRODUCT #	MODEL	STRUCK CAP.	WEIGHT	RETAIL
108960	72" SMOOTH W/BOLT-ON EDGE	13.5 CU FT	610 LBS	\$1,923.00
108965	72" TOOTH	13.5 CU FT	610 LBS	\$2,082.00
108970	78" SMOOTH W/BOLT-ON EDGE	14.58 CU FT	653 LBS	\$2,136.00
108975	78" TOOTH	14.58 CU FT	650 LBS	\$2,305.00
108980	84" SMOOTH W/BOLT-ON EDGE	15.66 CU FT	695 LBS	\$2,289.00
108985	84" TOOTH	15.66 CU FT	678 LBS	\$2,343.00
108987	90" SMOOTH W/BOLT-ON EDGE	16.74 CU FT	585 LBS	\$2,393.00

## BUCKETS- UTILITY- HIGH CAPACITY

28"h x 38" deep. 1/2" wear bars on bottom, 1/2" rolled back, & 5/8" thick cutting edge. Includes bolt-on cutting edge.



PRODUCT #	MODEL	STRUCK CAP.	WEIGHT	RETAIL
108944	72" SMOOTH W/BOLT-ON EDGE	19.71 CU FT	785 LBS	\$2,370.00
108946	72" TOOTH	19.71 CU FT	785 LBS	\$2,471.00
108948	78" SMOOTH W/BOLT-ON EDGE	21.33 CU FT	785 LBS	\$2,552.00
108950	78" TOOTH	21.33 CU FT	785 LBS	\$2,671.00
108952	84" SMOOTH W/BOLT-ON EDGE	23 CU FT	785 LBS	\$2,659.00
108954	84" TOOTH	23 CU FT	792 LBS	\$2,768.00
108956	90" SMOOTH W/BOLT-ON EDGE	25 CU FT	792 LBS	\$2,731.00
108957	90" TOOTH	25 CU FT	795 LBS	\$2,992.00
108958	96" SMOOTH W/BOLT-ON EDGE	26.19 CU FT	802 LBS	\$2,998.00
108959	96" TOOTH	26.19 CU FT	802 LBS	\$3,072.00

## COLD PLANER



PRODUCT #	MODEL	MIN PSI	WEIGHT	RETAIL
160105	12" LOW FLOW, 15 GPM	2,000	1,220 LBS	\$14,468.00
160110	16" LOW FLOW, 15 GPM	2,000	1,250 LBS	\$15,036.00
160220	16" HIGH FLOW, 24 GPM	2,000	1,765 LBS	\$23,052.00
160225	18" HIGH FLOW, 24 GPM	2,000	1,805 LBS	\$23,848.00
160230	24" HIGH FLOW, 27 GPM	2,000	1,970 LBS	\$26,523.00
160235	30" HIGH FLOW, 30 GPM	2,500	2,155 LBS	\$30,178.00
160240	40" HIGH FLOW, 30 GPM	3,000	2,450 LBS	\$35,044.00
160245	48" HIGH FLOW, 30 GPM	3,400	2,685 LBS	\$41,255.00
160501	COUPLER KIT FOR LOW FLOW		3 LBS	\$391.00
160610	WATER KIT FOR 12"		155 LBS	\$2,392.00
160613	WATER KIT FOR 16"		156 LBS	\$2,392.00
160615	WATER KIT FOR 18"		156 LBS	\$2,392.00
160620	WATER KIT FOR 24"		157 LBS	\$2,392.00
160625	WATER KIT FOR 30"		157 LBS	\$2,392.00
160630	WATER KIT FOR 40"		158 LBS	\$2,392.00
160635	WATER KIT FOR 48"		158 LBS	\$2,392.00
<i>Excellent visibility, high torque. High flow - couplers sold separately.            Requires coupler &amp; electric control type. Plumbing is 3 line. 5 line available on request.            Low Flow - Couplers included, no wire harness needed. 6" cutting depth.</i>				

## COLD PLANER- CONTROL TYPE



PRODUCT #	MODEL	WEIGHT	RETAIL
160400	CASE 400, SR, SV & LATER, GEHL, JCB, NH, VOLVO, 3 LINE, 1 CIRCUIT	2 LBS	\$648.00
160405	CASE XT, 400 SR & LATER, 5 LINE	2 LBS	\$577.00
160410	BOBCAT, 700-800, 5 LINE	2 LBS	\$577.00
160415	BOBCAT, A, S, T, 3 LINE HIGH FLOW	2 LBS	\$2,488.00
160420	CAT A, B, C SERIES, 5 LINE	2 LBS	\$577.00
160425	CAT D SERIES, 3 LINE	2 LBS	\$647.00
160427	KUBOTA, 3 LINE	2 LBS	\$690.00
160430	DEERE A, B, C SERIES	2 LBS	\$646.00
160435	DEERE D SERIES, 3 LINE	2 LBS	\$646.00
<i>Select one for high flow units.</i>			

## COLD PLANER- SEVERE DUTY



PRODUCT #	MODEL	MIN FLOW	MIN PSI	WEIGHT	RETAIL
160810	18" COLD PLANER, HIGH FLOW	24 GPM	2,000	1,990 LBS	\$27,620.00
160815	24" COLD PLANER, HIGH FLOW	27 GPM	2,000	2,300 LBS	\$30,617.00
160820	30" COLD PLANER, HIGH FLOW	30 GPM	2,500	2,770 LBS	\$35,072.00
160825	40" COLD PLANER, HIGH FLOW	30 GPM	3,000	2,975 LBS	\$40,644.00
160830	48" COLD PLANER, HIGH FLOW	30 GPM	3,450	3,205 LBS	\$47,607.00
<i>Excellent visibility, high torque. High flow couplers sold separately. Requires coupler &amp; electric control type. Plumbing is 3 line. 5 line available on request. 8" cutting depth.</i>					



**COUPLER - HYDRAULIC***For use with any hydraulic attachment.*

PRODUCT #	MODEL	WEIGHT	RETAIL
224060	CASE DRAIN, FEMALE COUPLER, 3/8" BODY	1 LB	\$55.76
224062	CASE DRAIN, MALE COUPLER, 3/8" BODY	1 LB	\$36.90
224011	FEMALE COUPLER, 1/2" BODY	1 LB	\$86.00
224012	MALE COUPLER, 1/2" BODY	1 LB	\$48.60
224050	FEMALE COUPLER, 5/8" BODY	1 LB	\$112.70
224052	MALE COUPLER, 5/8" BODY	1 LB	\$64.30
224055	FEMALE COUPLER, 3/4" BODY	1 LB	\$157.49
224057	MALE COUPLER, 3/4" BODY	1 LB	\$97.32

**DISC MULCHER**

PRODUCT #	MODEL	WEIGHT	RETAIL
103305	44", DISC MULCHER, 100CC, 20-30 GPM	1,725 LBS	\$21,427.00
103307	44", DISC MULCHER, 150CC 30-44 GPM	1,725 LBS	\$21,436.00
103310	60" DISC MULCHER, 150CC 32-45 GPM	2,425 LBS	\$27,272.00
103312	60" DISC MULCHER, 150CC 45-60 GPM	2,025 LBS	\$27,272.00
<i>3+ units-extra 2% discount, 6+ units-extra 5% discount</i>			

**DRUM MULCHER** *Requires (2) #2 couplers and (1) #8 coupler - sold separately.*

PRODUCT #	MODEL	WEIGHT	RETAIL
190110	60" W/CHIPPING TEETH, 35-52 GPM	2,460 LBS	\$36,000.00
190115	60" W/CARBIDE TEETH, 35-52 GPM	2,504 LBS	\$39,817.00

**FORK-HYDRAULIC, NURSERY**

PRODUCT #	MODEL	LIFT CAP.	WEIGHT	RETAIL
114092	HYD NURSERY FORK, STANDARD DUTY	2,500 LBS	608 LBS	\$3,087.00
114095	HYD NURSERY FORK, SEVERE DUTY	3,000 LBS	650 LBS	\$5,397.00
<i>Not included in fork program.</i>				

**FORK, PALLET (LIGHT & STANDARD DUTY)**

PRODUCT #	MODEL	LIFT CAP.	WEIGHT	RETAIL
314003	PALLET FORK, LIGHT DUTY, 42"X1 1/4"	2,000 LBS	322 LBS	\$860.00
314061	PALLET FORK, LIGHT DUTY, 36"X1 1/2"	2,000 LBS	295 LBS	\$807.00
314060	PALLET FORK, LIGHT DUTY, 48"X1 1/2"	2,000 LBS	371 LBS	\$930.00
314006	PALLET FORK STD, 42"X1 1/4", W/STEPS	3,700 LBS	311 LBS	\$928.00
314007	PALLET FORK STD, 42"X1 1/4"	3,700 LBS	318 LBS	\$931.00
314004	PALLET FORK, STD, 48"X1 1/2", W/STEPS	4,000 LBS	375 LBS	\$1,020.00
314070	PALLET FORK STD, 60"X1 1/2"	4,000 LBS	413 LBS	\$1,170.00
314075	PALLET FORK STD, 72"X1 3/4"	4,000 LBS	493 LBS	\$1,475.00
<i>Quantity pricing on page 6. Lift capacity determined by tine capacity.</i>				

## **FORK, PALLET -HEAVY DUTY**



PRODUCT #	MODEL	LIFT CAP.	WEIGHT	RETAIL
314011	PALLET FORK, HD 48"X1 1/2" W/STEPS	5,000 LBS	375 LBS	\$1,157.00
314012	PALLET FORK, HD, 48"X1 3/4" NO STEPS	5,000 LBS	375 LBS	\$1,108.00
314013	PALLET FORK, HD, 48"X 1 3/4", W/STEPS	5,000 LBS	375 LBS	\$1,291.00
314014	PALLET FORK, HD, 60"X 1 3/4", W/STEPS	5,000 LBS	452 LBS	\$1,402.00
314085	PALLET FORK, HD, 60"X1 1/2", W/STEPS	5,000 LBS	420 LBS	\$1,306.00
314090	PALLET FORK, HD, 72"X1 3/4", W/STEPS	5,000 LBS	500 LBS	\$1,495.00
Quantity pricing on page 6.				

## **FORK, PALLET -HEAVY DUTY- D-RING**



PRODUCT #	MODEL	LIFT CAP.	WEIGHT	RETAIL
314019	PALLET FORK, HD 48" X1 3/4" W/ STEPS/D-RING	6,000 LBS	375 LBS	\$1,315.00
314020	PALLET FORK, HD 48"X 1 1/2" W/ STEPS/D-RING	5,500 LBS	486 LBS	\$1,295.00
314021	PALLET FORK, HD 60"X1 3/4" W/ STEPS/D-RING	6,000 LBS	560 LBS	\$1,323.00
314022	PALLET FORK, HD 60"X1 1/2"W/ STEPS/D-RING	5,500 LBS	260 LBS	\$1,418.00
314023	PALLET FORK, HD 72" X1 3/4", W/ STEPS/D-RING	6,000 LBS	562 LBS	\$1,645.00
314024	PALLET FORK, HD 42"X1 3/4", W/ STEPS/D-RING	6,000 LBS	481 LBS	\$1,303.00
Quantity pricing on page 6.				

## **FORK, PALLET 72" WIDE FRAME HEAVY DUTY**



PRODUCT #	MODEL	LIFT CAP.	WEIGHT	RETAIL
314025	PALLET FORK, 1 3/4"X72", W/BACKREST	5,500 LBS	738 LBS	\$2,937.00
314027	PALLET FORK, 1 3/4"X60", W/BACKREST	5,500 LBS	690 LBS	\$2,718.00
314028	PALLET FORK, 1 3/4"X60"	5,500 LBS	1,080 LBS	\$2,382.00
314029	PALLET FORK, 1 3/4"X72"	5,500 LBS	738 LBS	\$2,699.00
Quantity pricing on page 6.				

## **FORK, PALLET -HYDRAULIC**



PRODUCT #	MODEL	LIFT CAP.	WEIGHT	RETAIL
114045	PALLET FORK, HYDRAULIC, 48" TINES	4,000 LBS	419 LBS	\$2,141.00
114047	PALLET FORK, HYDRAULIC, 60" TINES	4,000 LBS	460 LBS	\$2,580.00
114050	PALLET FORK, HYDRAULIC, 48" TINES	6,000 LBS	624 LBS	\$2,456.00
114055	PALLET FORK, HYDRAULIC, 60" TINES	6,000 LBS	672 LBS	\$2,789.00
114057	PALLET FORK, HYDRAULIC, 72" TINES	6,000 LBS	700 LBS	\$4,632.00
Not included in fork program.				



## FORK, GRAPPLE (MAT & SEVERE DUTY) See page 60 for additional tine sizes & prices.



PRODUCT #	MODEL	WEIGHT	RETAIL
106009	GRAPPLE FORK, FRAME (SELECT TINES)	426 LBS	\$1,932.00
106010	60" GRAPPLE FORK, WIDE, WITHOUT TINES	633 LBS	\$2,332.00
106003	MAT GRAPPLE WITHOUT TINES	936 LBS	\$2,971.00
106007	MAT GRAPPLE W/ 1 3/4"X48" TINES	950 LBS	\$3,819.00
106006	MAT GRAPPLE W/1 3/4"X60" TINES	715 LBS	\$4,092.00
106005	MAT GRAPPLE W/ 1 3/4"X72" TINES	936 LBS	\$4,394.00
106012	GRAPPLE FORK, SEVERE DUTY, 10,000 LBS (TINES NOT INCLUDED) FITS CLASS 3	850 LBS	\$4,092.00
106016	MAT GRAPPLE, SEVERE DUTY, 10,000 LBS (TINES NOT INCLUDED) FITS CLASS 3		\$4,461.00
<i>Not included in fork program. Mat grapple forks do not adjust. Tine pricing is per tine (2 REQ).</i>			

## FORK, PALLET, WALK THROUGH STYLE



PRODUCT #	MODEL	LIFT CAP.	WEIGHT	RETAIL
314008	5K WALKTHROUGH W/1 1/2" X48" TINES	5,000 LBS	418 LBS	\$1,148.00
314009	4.2K WALKTHROUGH W/1 1/2" X48" TINES	4,200 LBS	418 LBS	\$1,058.00
<i>Quantity pricing on page 6.</i>				

## FORK, PALLET -CLASS 3



PRODUCT #	MODEL	LIFT CAP.	WEIGHT	RETAIL
314150	FRAME W/ 1 3/4" X48 TINES	10,000 LBS	732 LBS	\$2,295.00
314152	FRAME W/ 1 3/4" X60" TINES	10,000 LBS	595 LBS	\$2,511.00
314155	FRAME W/ 2" X60" TINES	10,000 LBS	758 LBS	\$2,529.00
314160	FRAME W/ 2" X72" TINES	10,000 LBS	828 LBS	\$2,719.00
314165	FRAME W/ 2" X84" TINES	10,000 LBS	875 LBS	\$3,020.00
314167	FRAME W/ 2" X96" TINES	10,000 LBS	848 LBS	\$3,577.00
<i>Quantity pricing on page 6.</i>				

## GRAPPLES -BUCKET (LIGHT, HEAVY, & SEVERE DUTY)



PRODUCT #	MODEL	LIFT CAP.	WEIGHT	RETAIL
106065	66" GRAPPLE BUCKET, LIGHT DUTY, DUAL CLAMPS	11.07 CU FT	480 LBS	\$2,310.00
106077	60" GRAPPLE BUCKET,HD, DUAL CLAMPS	10.26 CU FT	740 LBS	\$2,658.00
106085	66" GRAPPLE BUCKET, HD, DUAL CLAMPS	11.07 CU FT	587 LBS	\$2,751.00
106095	72" GRAPPLE BUCKET, HD, DUAL CLAMPS	11.88 CU FT	613 LBS	\$2,834.00
106430	60" GRAPPLE BUCKET, SEVERE DUTY	10.26 CU FT	875 LBS	\$3,978.00
106445	66" GRAPPLE BUCKET, SEVERE DUTY	11.07 CU FT	910 LBS	\$4,719.00
106455	72" GRAPPLE BUCKET, SEVERE DUTY	11.88 CU FT	995 LBS	\$5,105.00
106457	72" GRAPPLE BUCKET, SEVERE DUTY W/TEETH	11.88 CU FT	1,066 LBS	\$4,871.00
106465	78" GRAPPLE BUCKET, SEVERE DUTY	12.69 CU FT	1,033 LBS	\$5,383.00
106475	84" GRAPPLE BUCKET, SEVERE DUTY	14.04 CU FT	1,066LBS	\$5,405.00
<i>Severe duty has removable bolt-on sides for carrying logs.</i>				

## GRAPPLES -RAKE

HD-No replaceable teeth, single top clamp, for machines under 65 hp.  
SD-Replaceable teeth, dual top clamps.



PRODUCT #	MODEL	WEIGHT	RETAIL
107001	63" GRAPPLE, RAKE, HD, SINGLE CLAMP	770 LBS	\$3,593.00
107005	72" GRAPPLE, RAKE, HD, SINGLE CLAMP	689 LBS	\$4,100.00
107010	80" GRAPPLE, RAKE, HD SINGLE CLAMP	740 LBS	\$4,343.00
107015	84" GRAPPLE, RAKE, HD, SINGLE CLAMP	955 LBS	\$4,435.00
106515	72" GRAPPLE, RAKE, SEVERE DUTY, DUAL CLAMP	1,256 LBS	\$4,980.00
106520	78" GRAPPLE, RAKE, SEVERE DUTY, DUAL CLAMP	1,269 LBS	\$5,213.00
106525	84" GRAPPLE, RAKE, SEVERE DUTY, DUAL CLAMP	1,350 LBS	\$5,552.00

STD-dual grapples, lighter weight 3/8" top clamps, exposed cylinders & hoses

## BUCKET -ROCK -W/GRAPPLE

HD-dual grapples, covered cylinders & hoses, 1/2" top tines, solid top clamps  
SD-1/2" material throughout, welded cylinders, 1.25" pivot pins, opens to 30", bolt-on sides.



PRODUCT #	MODEL	WEIGHT	RETAIL
108319	60" BUCKET, W/STANDARD GRAPPLE		\$3,037.00
108325	66" BUCKET, W/STANDARD GRAPPLE	608 LBS	\$3,142.00
108340	72" BUCKET, W/STANDARD GRAPPLE	633 LBS	\$3,200.00
108330	66" BUCKET, W/HEAVY DUTY GRAPPLE	689 LBS	\$4,086.00
108345	72" BUCKET, W/HEAVY DUTY GRAPPLE	740 LBS	\$4,147.00
108360	78" BUCKET, W/HEAVY DUTY GRAPPLE	764 LBS	\$4,425.00
108380	84" BUCKET, W/HEAVY DUTY GRAPPLE	787 LBS	\$4,533.00
108450	72" BUCKET, SEVERE DUTY W/GRAPPLE	1,096 LBS	\$5,641.00
108455	78" BUCKET, SEVERE DUTY W/GRAPPLE	1,142 LBS	\$5,773.00
108460	84" BUCKET, SEVERE DUTY W/GRAPPLE	1,194 LBS	\$6,064.00

## GRAPPLES, ROOT

For small tractors & skid steers w/ 1,500 lbs lift or less.  
Available with Euro-Ag/Global & John Deere 400/500 mounts. Call for pricing.



PRODUCT #	MODEL	WEIGHT	RETAIL
106053-S	48" GRAPPLE, ROOT, LIGHT DUTY, SINGLE CLAMP		\$1,849.00
106054-S	52" GRAPPLE, ROOT, LIGHT DUTY, SINGLE CLAMP		\$1,885.00
106053	48" GRAPPLE, ROOT, LIGHT DUTY, DUAL CLAMPS		\$2,009.00
106054	52" GRAPPLE, ROOT, LIGHT DUTY, DUAL CLAMPS		\$2,019.00
106057	56" GRAPPLE, ROOT, LIGHT DUTY, DUAL CLAMPS		\$2,054.00
106055	60" GRAPPLE, ROOT, LIGHT DUTY, DUAL CLAMPS	425 LBS	\$2,194.00
106060	66" GRAPPLE, ROOT, LIGHT DUTY, DUAL CLAMPS	456 LBS	\$2,235.00

## GRAPPLES -ROOT HEAVY DUTY

Max 50 HP or 1,800 lbs capacity in moderate use, covered cylinders.



PRODUCT #	MODEL	WEIGHT	RETAIL
106075	60" GRAPPLE, ROOT, HD, DUAL CLAMPS	608 LBS	\$2,834.00
106080	66" GRAPPLE, ROOT, HD, DUAL CLAMPS	633 LBS	\$2,981.00
106090	72" GRAPPLE, ROOT, HD, DUAL CLAMPS	689 LBS	\$3,160.00

## GRAPPLES -ROOT HIGH CAPACITY - EXTREME DUTY



PRODUCT #	MODEL	WEIGHT	RETAIL
106220	72" GRAPPLE, ROOT, EXTREME, DUAL CLAMPS	1,159 LBS	\$5,666.00
106230	78" GRAPPLE, ROOT, EXTREME, DUAL CLAMPS	1,194 LBS	\$5,896.00
106240	84" GRAPPLE, ROOT, EXTREME, DUAL CLAMPS	1,294 LBS	\$6,640.00
160260	96" GRAPPLE, ROOT, EXTREME, DUAL CLAMPS	1,360 LBS	\$6,870.00

## GRAPPLES -ROOT SEVERE DUTY *One piece tines, no pinch hose*



PRODUCT #	MODEL	WEIGHT	RETAIL
106440	66" GRAPPLE, ROOT, SEVERE DUTY	608 LBS	\$4,430.00
106450	72" GRAPPLE, ROOT, SEVERE DUTY	633 LBS	\$4,484.00
106460	78" GRAPPLE, ROOT, SEVERE DUTY	689 LBS	\$4,795.00
106470	84" GRAPPLE, ROOT, SEVERE DUTY	740 LBS	\$4,904.00

## HAY ACCUMULATOR *Holds up to 10 square bales*



PRODUCT #	MODEL	WEIGHT	RETAIL
111405	HAY ACCUMULATOR GRAPPLE, FIT 8-10 SQ BALES	785 LBS	\$5,580.00

## HAY SPEAR *High-quality tines, removable stabilizers, Euro-Ag/Global, and John Deere mounts available.*



PRODUCT #	MODEL	SPEAR LENGTH	WEIGHT	RETAIL
311003	HAY SPEAR W/ HD STABILIZERS	36"	154 LBS	\$569.00
311006	HAY SPEAR W/STD STABILIZERS	48"	165 LBS	\$598.00
311007	HAY SPEAR W/STD STABILIZERS & BACK RACK	48"	204 LBS	\$706.00
311008	HAY SPEAR W/ HD STABILIZERS	48"	160 LBS	\$640.00
311009	DOUBLE BOTTOM HAY SPEAR (SHORT SPEARS)	36"	180 LBS	\$587.00
311010	DOUBLE BOTTOM HAY SPEAR	48"	180 LBS	\$624.00
311011	DOUBLE BOTTOM HAY SPEAR W/RACK	48"	218 LBS	\$799.00
311040	DOUBLE TOP TINE HAY SPEAR W/BOTTOM STABILIZERS	48"	180 LBS	\$830.00
311045	QUAD BOTTOM HAY SPEAR, 45" WIDE	48"	280 LBS	\$1,381.00
311050	QUAD BOTTOM HAY SPEAR, 60" WIDE	48"		\$1,581.00
311060	QUAD BOTTOM HAY SPEAR, 75" WIDE	48"		\$1,679.00

*Quantity pricing (p.6), Double spears are spaced at 30".*

## LAND PLANE



PRODUCT #	MODEL	WEIGHT	RETAIL
115040	72" LAND PLANE	350 LBS	\$1,266.00
115060	84" LAND PLANE	450 LBS	\$1,453.00

*Great for leveling dirt and gravel.*

## LOG GRAPPLE



PRODUCT #	MODEL	WEIGHT	RETAIL
106815	LOG GRAPPLE, MANUAL ROTATION	500 LBS	\$3,580.00
106820	LOG GRAPPLE, HYDRAULIC ROTATION	550 LBS	\$4,615.00

## LOG SPLITTER



PRODUCT #	MODEL	WEIGHT	RETAIL
150000	25-TON LOG SPLITTER, TRADITIONAL	475 LBS	\$3,160.00
150015	35-TON LOG SPLITTER, INVERTED (REQ WEDGE)	450 LBS	\$4,009.00
150017	SINGLE WEDGE FOR 35-TON INVERTED	85 LBS	\$448.00
150018	4-WAY WEDGE FOR 35-TON INVERTED	105 LBS	\$453.00
25 ton comes w/single wedge. 4-way is available -sold separately. Wedge is not included w/35 ton model. Sold Separately.			

## MATERIAL ROLLER



PRODUCT #	MODEL	WEIGHT	RETAIL
174005	MATERIAL ROLLER, HYDRULIC SIDE ANGLE	500 LBS	\$7,780.00
174105	3.5" DIA, ROLL STEM FOR 4' WIDE ROLL	40 LBS	\$531.00
174110	3.5" DIA, ROLL STEM FOR 6.67' WIDE ROLL	60 LBS	\$589.00
174115	3.5" DIA, ROLL STEM FOR 8' WIDE ROLL	66 LBS	\$668.00
174120	3.5" DIA, ROLL STEM FOR 16' WIDE ROLL	174 LBS	\$850.00
174130	2 3/8" DIA, ROLL STEM FOR 4' WIDE ROLL	18 LBS	\$588.00
174135	2 3/8" DIA, ROLL STEM FOR 6.67' WIDE ROLL	28 LBS	\$668.00
174140	2 3/8" DIA, ROLL STEM FOR 8' WIDE ROLL	33 LBS	\$711.00

## MATERIAL SPREADER



PRODUCT #	MODEL	WEIGHT	RETAIL
101055	SPREADER, STANDARD DUTY, 4.75 CU/FT	106 LBS	\$2,065.00
101060	RECEIVER 2, HEAVY DUTY (FOR STD DUTY)	10 LBS	\$348.00
101065	SALT SPREADER, VIBRATOR KIT (FOR STD DUTY)	9 LBS	\$515.00
101070	GATE KIT SPREADER, FREE FLOWING ( (FOR STD DUTY)	8 LBS	\$341.00
101110	SPREADER, HEAVY DUTY, 8 CU/FT	415 LBS	\$4,607.00
101115	SPREADER, HEAVY DUTY, 18 CU/FT	635 LBS	\$5,916.00
101155	SIDEWALK DEFLECTOR KIT FOR HEAVY DUTY	27 LBS	\$292.00
Use 101055 with skid steer and 112010 (trailer spotter).			

## MOUNT PLATES *\*Purchase pallet quantities (20) at \$100 each*

PRODUCT #	MODEL	WEIGHT	RETAIL
113005	QUICK ATTACH MOUNT PLATE 1/4" FITS SKID STEER	75 LBS	\$199.00
113006	QUICK ATTACH MOUNT PLATE 1/2" FITS SKID STEER	140 LBS	\$362.00

**POST DRIVER - VIBRATORY**

*Fast, compact, and excellent visibility. Specify base unit, mount, adapters, & electric harness. Wire harness required for tilt unit only. Hose machine must have case drain.*



PRODUCT #	MODEL	WEIGHT	RETAIL
100500	POST DRIVER, VIBRATORY	264 LBS	\$9,080.00
100505	POST DRIVER, VIBRATORY, W/TILT	400 LBS	\$10,050.00
100510	VIBRATORY TILT OPTION	123 LBS	\$2,965.00
100555	SKID STEER MOUNT	125 LBS	\$641.00
100515	4" ROUND POST ADAPTER	15 LBS	\$179.00
100520	6" ROUND POST ADAPTER	17 LBS	\$191.00
100525	9" ROUND POST ADAPTER	27 LBS	\$338.00
100527	10" ROUND POST ADAPTER	37 LBS	\$365.00
100530	12" ROUND POST ADAPTER	50 LBS	\$402.00
100550	12" SQUARE FLAT POST ADAPTER	50 LBS	\$351.00
100551	12" ROUND FLAT POST ADAPTER	50 LBS	\$351.00

**POST DRIVER -HARNESS** (\*REQ PN 200011)

PRODUCT #	MODEL	WEIGHT	RETAIL
200010	UNIVERSAL CONTROL HARNESS	2 LBS	\$267.66
*216900	OEM 14-PIN HARNESS (SPECIFY MACHINE)	1 LBS	\$148.00
*216916	OEM 9-PIN JD HARNESS	3 LBS	\$210.00
*216915	OEM 14-PIN JD HARNESS	3 LBS	\$286.51
*216905	OEM 8-PIN CAT HARNESS	3 LBS	\$294.00
*216950	OEM 7-PIN BOBCAT HARNESS	1 LBS	\$599.00
200011	OEM EXTENSION HARNESS	1 LBS	\$142.00

## POWER RAKE -HEAVY DUTY SERIES 2



PRODUCT #	MODEL	WEIGHT	RETAIL
132407	48" POWER RAKE, HD2, REPLACEABLE TEETH	528 LBS	\$7,752.00
132408	60" POWER RAKE, HD2, REPLACEABLE TEETH	580 LBS	\$7,968.00
132409	72" POWER RAKE, HD2, REPLACEABLE TEETH	600 LBS	\$8,208.00
132400	48" POWER RAKE, HD2, FIXED TEETH	526 LBS	\$7,583.00
132401	60" POWER RAKE, HD2, FIXED TEETH	584 LBS	\$7,795.00
132402	72" POWER RAKE, HD2, FIXED TEETH	714 LBS	\$8,030.00
132404	SKID STEER MOUNT, HEAVY DUTY SERIES 2	159 LBS	\$1,250.00
132406	HD2 HOSE KIT FOR MANUAL ANGLE	10 LBS	\$228.00
<i>Requires manual angle hoses, sold separately. HD2 units require mount 132404, sold separately. High torque, manual angle. (Hydraulic angle not available.)</i>			

## POWER RAKE -EXTREME DUTY



PRODUCT #	MODEL	WEIGHT	RETAIL
132126	48" POWER RAKE, REPLACEABLE TEETH (W/SKID STEER MOUNT)		\$11,494.00
132110	72" POWER RAKE, REPLACEABLE TEETH	1,136 LBS	\$11,900.00
132115	84" POWER RAKE, REPLACEABLE TEETH	1,160 LBS	\$12,611.00
132120	96" POWER RAKE, REPLACEABLE TEETH	1,185 LBS	\$15,007.00
132125	48" POWER RAKE, FIXED TEETH (W/SKID STEER MOUNT)		\$10,742.00
132112	72" POWER RAKE, FIXED TEETH	1,085 LBS	\$10,948.00
132117	84" POWER RAKE, FIXED TEETH	1,110 LBS	\$11,532.00
132122	96" POWER RAKE, FIXED TEETH	1,135 LBS	\$13,539.00
332061	HYDRAULIC ANGLE KIT, FITS 72-84" (INCLUDES HARNESS)	51 LBS	\$1,469.00
332062	HYDRAULIC ANGLE KIT, FITS 96" (INCLUDES HARNESS)	52 LBS	\$1,465.00
132065	POWER RAKE MANUAL ANGLE KIT, FITS 72-96"	20 LBS	\$387.00
132050	OPTIONAL POWER RAKE SKID SHOES	30 LBS	\$568.00
216900	OEM 14-PIN HARNESS (SPECIFY MACHINE)	1 LBS	\$148.00
*216916	OEM 9-PIN JD HARNESS	3 LBS	\$210.00
*216915	OEM 14-PIN JD HARNESS	3 LBS	\$286.51
*216905	OEM 8-PIN CAT HARNESS	3 LBS	\$294.00
*216950	OEM 7-PIN BOBCAT HARNESS	1 LBS	\$599.00
200011	OEM EXTENSION HARNESS	1 LBS	\$142.00
<i>Includes mount, high torque, optional replaceable teeth, requires hoses or hydraulic angle kit (sold separately), larger model, protected bearings. *Requires PN 200011</i>			

**POWER RAKE -SEVERE DUTY -SERIES 3**

*Includes mount, high torque, Requires manual or hydraulic angle kit sold separately. Larger model, protected bearings. Optional replaceable teeth*



PRODUCT #	MODEL	WEIGHT	RETAIL
132515	84" POWER RAKE, REPLACEABLE TEETH	1,225 LBS	\$15,797.00
132520	96" POWER RAKE, REPLACEABLE TEETH	1,275 LBS	\$16,242.00
132530	120" POWER RAKE, REPLACEABLE TEETH		\$17,175.00

**RIPPER**

PRODUCT #	MODEL	WEIGHT	RETAIL
170210	60" RIPPER SKID STEER MOUNT	300 LBS	\$1,742.00
170215	72" RIPPER SKID STEER MOUNT	419 LBS	\$1,853.00
170225	84" RIPPER SKID STEER MOUNT	519 LBS	\$1,966.00
170230	96" RIPPER SKID STEER MOUNT	405 LBS	\$2,122.00
170310	OPTIONAL FINISH RAKE 60"	440 LBS	\$243.00
170315	OPTIONAL, FINISH RAKE 72"	487 LBS	\$303.00
170325	OPTIONAL, FINISH RAKE 84"	512 LBS	\$363.00
170330	OPTIONAL, FINISH RAKE 96"	554 LBS	\$428.00

**ROAD SAW** *Specify base unit & cutting wheel.*

PRODUCT #	MODEL	WEIGHT	RETAIL
161000	10" CUT DEPTH, ROAD SAW (REQ CUTTING WHEEL)	1,196 LBS	\$17,215.00
161005	18" CUT DEPTH, ROAD SAW (REQ CUTTING WHEEL)	1,972 LBS	\$26,586.00
161505	10" DEPTH X 2.5"W CUTTING WHEEL	127 LBS	\$3,720.00
161510	10" DEPTH X 4.5"W CUTTING WHEEL	165 LBS	\$4,464.00
161530	18" DEPTH X 3"W CUTTING WHEEL	372 LBS	\$4,658.00
161533	18" DEPTH X 4.5"W CUTTING WHEEL	426 LBS	\$5,339.00
161535	18" DEPTH X 6"W CUTTING WHEEL	481 LBS	\$5,884.00

**ROCK & CONCRETE GRINDER** *Couplers & hose included. Mount sold separately.*

PRODUCT #	MODEL	WEIGHT	RETAIL
159010	ROCK AND CONCRETE GRINDER, G1S, FITS 2,200 -6, 600 LB MACHINES, 5-12 GPM	265 LBS	\$19,500.00
159015	ROCK AND CONCRETE GRINDER, G1, FITS 4,400 -17, 500 LB MACHINES, 8-20 GPM	635 LBS	\$25,000.00
159020	ROCK AND CONCRETE GRINDER, G2, FITS 11K-33K LB MACHINES, 12-26 GPM	1,035 LBS	\$34,500.00
159025	ROCK AND CONCRETE GRINDER, G3, FITS 26K -44K LB MACHINES, 30-45 GPM	2,045 LBS	\$50,500.00
159060	SKID STEER MOUNT	1,745 LBS	\$997.00

**ROTOTILLER**

PRODUCT #	MODEL	WEIGHT	RETAIL
129010	68" ROTOTILLER, 6" DEPTH	590 LBS	\$6,428.00
129012	68" ROTOTILLER, 8" DEPTH	590 LBS	\$6,865.00
129015	76" ROTOTILLER, 6" DEPTH	630 LBS	\$6,647.00
129017	76" ROTOTILLER, 8" DEPTH	630 LBS	\$7,083.00





## ROOF TRUSS JIB

PRODUCT #	MODEL	WEIGHT	RETAIL
112105	ROOF TRUSS JIB, HYDRAULIC TELESCOPIC, 1200LB CAPACITY, 220" LONG	265 LBS	\$3,281.00



## ROOT RAKE - SEVERE DUTY

PRODUCT #	MODEL	WEIGHT	RETAIL
170165	60" ROOT RAKE SEVERE DUTY	915 LBS	\$1,234.00
170170	66" ROOT RAKE SEVERE DUTY	915 LBS	\$1,371.00
170175	72" ROOT RAKE SEVERE DUTY	915 LBS	\$1,492.00
170180	78" ROOT RAKE SEVERE DUTY	950 LBS	\$1,624.00
170185	84" ROOT RAKE SEVERE DUTY	950 LBS	\$1,756.00
Use for clearing brush & underlying roots. 5/8" tine thickness, 5 3/8" spacing between tines.			



## SILAGE DEFACER

PRODUCT #	MODEL	WEIGHT	RETAIL
132710	72"SILAGE DEFACER, DIRECT DRIVE	404 LBS	\$6,585.00
132712	72"SILAGE DEFACER, CHAIN DRIVE	495 LBS	\$8,878.00



## SILT FENCE INSTALLER

PRODUCT #	MODEL	WEIGHT	RETAIL
175015	SILT FENCE, W/CENTER MOUNT	775 LBS	\$7,535.00
175020	SILT FENCE, W/SIDE SHIFT MOUNT	780 LBS	\$9,167.00
275110	SILT FENCE FABRIC BULK ROLL 1,500 FT	68 LBS	\$268.00
275108	SILT FENCE FABRIC 3' (SOLD PER FT, MIN 100')		\$0.35



## SNOW BLOWER - EXTREME DUTY

Includes 14-pin harness, specify machine. Additional harnesses available, sold separately.

PRODUCT #	MODEL	WEIGHT	RETAIL
119098	68" SNOW BLOWER, 11-16 GPM	915 LBS	\$10,407.00
119099	68" SNOW BLOWER, 17-20 GPM	915 LBS	\$10,407.00
119100	68" SNOW BLOWER, 21-23 GPM	915 LBS	\$10,407.00
119103	72" SNOW BLOWER, 17-20 GPM	950 LBS	\$10,727.00
119104	72" SNOW BLOWER, 21-23 GPM	950 LBS	\$10,727.00
119105	72" SNOW BLOWER, 24-25 GPM	950 LBS	\$11,456.00
119106	72" SNOW BLOWER, 26-29 GPM	1,046 LBS	\$13,424.00
119107	72" SNOW BLOWER, 30-40 GPM	950 LBS	\$13,424.00
119109	84" SNOW BLOWER, 21-23 GPM	1,110 LBS	\$11,201.00
119110	84" SNOW BLOWER, 24-25 GPM	1,050 LBS	\$11,962.00
119111	84" SNOW BLOWER, 26-29 GPM	1,050 LBS	\$13,886.00
119112	84" SNOW BLOWER, 30-40 GPM	1,050 LBS	\$13,886.00
119205	UNIVERSAL CONTROL HARNESS	2 LBS	\$322.00
119220	8-PIN FEMALE HARNESS (CAT)	2 LBS	\$322.00
119235	7-PIN FEMALE HARNESS (BOBCAT)	2 LBS	\$1,917.00





## SNOW PLOW -V BLADE



PRODUCT #	MODEL	ANGLED WIDTH	WEIGHT	RETAIL
120500	6 FT WITHOUT FLOAT	63.87"	823 LBS	\$6,560.00
120505	6 FT W/FLOAT	63.87"	823 LBS	\$7,965.00
120510	7 FT WITHOUT FLOAT	78.38"	863 LBS	\$6,715.00
120515	7 FT W/FLOAT	78.38"	863 LBS	\$8,122.00
120520	8 FT WITHOUT FLOAT	84.87"	903 LBS	\$6,872.00
120525	8 FT W/FLOAT	84.87"	903 LBS	\$8,279.00
120530	9 FT WITHOUT FLOAT	95.38"	943 LBS	\$7,028.00
120535	9 FT W/FLOAT	95.38"	943 LBS	\$8,434.00
120540	10 FT WITHOUT FLOAT		985 LBS	\$7,573.00
14-Pin wiring harness included, specify machine.				

## SNOW PUSHER



PRODUCT #	MODEL	WEIGHT	RETAIL
120111	60" SNOW PUSHER, W/RUBBER EDGE	625 LBS	\$2,427.00
120113	72" SNOW PUSHER, W/RUBBER EDGE	650 LBS	\$2,862.00
120115	96" SNOW PUSHER, W/RUBBER EDGE	740 LBS	\$3,122.00
120120	120" SNOW PUSHER, W/RUBBER EDGE	863 LBS	\$3,427.00
120135	72" SNOW PUSHER, HEAVY DUTY	624 LBS	\$3,150.00
120150	96" SNOW PUSHER, HEAVY DUTY	770 LBS	\$3,569.00
120155	120" SNOW PUSHER, HEAVY DUTY	875 LBS	\$3,848.00
120114	72" SNOW PUSHER, PULL BACK OPTION, STD/HD	100 LBS	\$649.00
120117	96" SNOW PUSHER, PULL BACK OPTION, STD/HD	903 LBS	\$750.00
120122	120" SNOW PUSHER, PULL BACK OPTION, STD/HD	943 LBS	\$906.00
220330	OPTIONAL POLY SKID SHOW (REQ 2)	20 LBS	\$378.00
10-gauge moldboard with rubber edge, pullback option available for STD & HD models.			

## SNOW TIRES -STANDARD DUTY (ARTIC CLAW)



PRODUCT #	MODEL	WEIGHT	RETAIL
120255	STANDARD DUTY 100, 8 BOLT TIRE/WHEEL SET FOR 10X16.5 OR 12X16.5 TIRES	305 LBS	\$1,918.00

## SNOW TIRES -PRO SERIES



PRODUCT #	MODEL	WEIGHT	RETAIL
120200	SERIES 100, 8 BOLT TIRE, SET FOR 10, 12X16.5	330 LBS	\$2,413.00
120205	SERIES 150-S, 8 BOLT STUDDED TIRE, SET FOR 10, 12X16.5	288 LBS	\$2,518.00
120210	SERIES 200, 6 BOLT TIRE, SET FOR 10, 12X16.5	225 LBS	\$2,545.00
120215	SERIES 250-S, 6 BOLT STUDDED TIRE, SET FOR 10, 12X16.5	260 LBS	\$2,390.00
120220	SERIES 300-655, 6 BOLT TIRE, SET FOR BOBCAT TOOLCAT 6 ON 5.5 WHEEL	255 LBS	\$2,157.00
120225	SERIES 300-660, 6 BOLT TIRE, SET FOR BOBCAT TOOLCAT 6 ON 6 WHEEL	255 LBS	\$2,089.00
120230	SERIES 300-655-S, 6 BOLT STUDDED TIRE, SET FOR BOBCAT TOOLCAT 6 ON 5.5 WHEEL	225 LBS	\$2,339.00
120235	SERIES 350-660-S, 6 BOLT STUDDED TIRE/WHEEL SET FOR BOBCAT TOOLCAT 6 ON 6 WHEEL	225 LBS	\$2,416.00
120240	SERIES 400, 8 BOLT TIRE/WHEEL SET FOR 14X17.5	255 LBS	\$3,000.00
120245	SERIES 500, 8 BOLT TIRE/WHEEL SET FOR BOBCAT A300	400 LBS	\$3,882.00
120248	SERIES 500-36, 8 BOLT STUDDED TIRE/WHEEL SET FOR BOBCAT (14X17.5 TIRES ON 8X10.75 RIM)	420 LBS	\$3,071.00
120250	SERIES 550-S, 8 BOLT STUDDED TIRE/WHEEL SET FOR BOBCAT A300	250 LBS	\$4,063.00
<i>Incredible traction &amp; increased travel speed.</i>			

## SOD ROLLER



PRODUCT #	MODEL	WEIGHT	RETAIL
102200	36" WIDE ROLL FIXED WIDTH	225 LBS	\$961.00
102205	42" WIDE ROLL FIXED WIDTH	240 LBS	\$1,008.00
102215	50" WIDE ROLL FIXED WIDTH	255 LBS	\$1,062.00
302305	ADJUSTABLE, 36" - 48" WIDE ROLL	280 LBS	\$1,376.00

## STUMP GRINDER *High-torque piston motor, cuts moving forward and in reverse*



PRODUCT #	MODEL	WEIGHT	RETAIL
104110	24" WHEEL, STANDARD FLOW, 60CC, 16-20 GPM	640 LBS	\$10,455.00
104120	24" WHEEL, STANDARD FLOW, 75CC, 20-25 GPM	640 LBS	\$10,626.00
104130	24" WHEEL, STANDARD FLOW, 90CC, 25-29 GPM	640 LBS	\$10,737.00
104210	26" WHEEL, HIGH FLOW, 130CC, 29-33 GPM	718 LBS	\$11,498.00
104220	26" WHEEL, HIGH FLOW, 150CC, 33-39 GPM	718 LBS	\$11,604.00
104230	26" WHEEL, HIGH FLOW, 170CC, 39-45 GPM	718 LBS	\$11,763.00
<i>Host machine must have case drain. 1/2" coupler included, additional coupler sizes available see page 21, sold separately.</i>			

## STUMP GRINDER -SWING ARM

6 functions, push blade for back fill. Case drain & harness req.  
Choose coupler size from page 21, Sold separately.



PRODUCT #	MODEL	WEIGHT	RETAIL
104605	SWING ARM, HIGH FLOW, 130CC, 29-33 GPM	1,740 LBS	\$21,490.00
104610	SWING ARM, HIGH FLOW, 150CC, 33-39 GPM	1,740 LBS	\$21,699.00
104615	SWING ARM, HIGH FLOW, 170CC, 39-45 GPM	1,740 LBS	\$22,534.00
204450	14-PIN HARNESS	5 LBS	\$397.03
204455	UNIVERSIAL CONTROL HARNESS	5 LBS	\$1,285.00

## TRAILER SPOTTER



PRODUCT #	MODEL	WEIGHT	RETAIL
112010	SKID STEER MOUNT	118 LBS	\$399.00

Install your trailer hitch & move trailers (call for Euro/global mounts).

## TREE BOOM



PRODUCT #	MODEL	WEIGHT	RETAIL
112005	TREE BOOM, 3,500 LIFT CAP	169 LBS	\$605.00
112001	TREE BOOM, HEAVY DUTY, 6,000 LIFT CAP	365 LBS	\$1,560.00
112002	TREE BOOM, SEVERE DUTY, 6,000 LIFT CAP	400 LBS	\$1,903.00
212050	OPTIONAL CLEVIS W/SWIVEL HOOK, 6,000 LIFT CAP	4 LBS	\$185.00

## TREE GRUBBER -EXTREME DUTY



PRODUCT #	MODEL	WEIGHT	RETAIL
102100	TREE GRUBBER, EXTREME DUTY	285 LBS	\$1,025.00
102105	TREE GRUBBER, EXTREME DUTY, W/TEETH	345 LBS	\$1,305.00

## TREE PULLER



PRODUCT #	MODEL	WEIGHT	RETAIL
127006	TREE & POST PULLER, STANDARD DUTY	291 LBS	\$2,078.00
127010	TREE & POST PULLER, HEAVY DUTY	415 LBS	\$2,720.00

Clamp on the trunk of small trees and pull, includes hose & couplers.

## TREE SHEAR



PRODUCT #	MODEL	WEIGHT	RETAIL
128005	TREE SHEAR, CUTS TO 12"	1,123 LBS	\$6,625.00

T1 blade, rotates 90°, holds tree as it shears. Includes hoses & 1/2" couplers.

## TRENCHER - HIGH FLOW



PRODUCT #	MODEL	WEIGHT	RETAIL
131300-HF	TRENCHER, HIGH FLOW, 60" DEPTH, 6" COMBO		\$10,431.00
131305-HF	TRENCHER, HIGH FLOW, 60" DEPTH 8" COMBO		\$10,749.00
131310-HF	TRENCHER, HIGH FLOW, 60" DEPTH 12" COMBO		\$11,077.00

Includes crumbler, requires mount- see page 33 for pricing.

## TRENCHER

Planetary drive, flow range 13-25 GPM (36" Bar)  
16-30 GPM (48" Bar)



PRODUCT #	MODEL	WEIGHT	RETAIL
131110	TRENCHER, 36" DEPTH, 4" DIRT CHAIN	390 LBS	\$4,975.00
131115	TRENCHER, 36" DEPTH, 6" DIRT CHAIN	575 LBS	\$4,991.00
131120	TRENCHER, 36" DEPTH, 8" DIRT CHAIN	585 LBS	\$5,052.00
113125	TRENCHER, 36" DEPTH, 4" COMBO CHAIN	697 LBS	\$5,228.00
131130	TRENCHER, 36" DEPTH, 6" COMBO CHAIN	780 LBS	\$5,381.00
131135	TRENCHER, 36" DEPTH, 8" COMBO CHAIN	780 LBS	\$5,393.00
131140	TRENCHER, 36" DEPTH, 4" ROCK CHAIN	751 LBS	\$5,311.00
131145	TRENCHER, 36" DEPTH, 6" ROCK CHAIN	751 LBS	\$5,410.00
131150	TRENCHER, 36" DEPTH, 8" ROCK CHAIN	751 LBS	\$5,464.00
131210	TRENCHER, 48" DEPTH, 6" EARTH CHAIN	1,120 LBS	\$7,666.00
131215	TRENCHER, 48" DEPTH, 8" DEARTH CHAIN	1,120 LBS	\$7,832.00
131220	TRENCHER, 48" DEPTH, 10" EARTH CHAIN	1,120 LBS	\$8,024.00
131225	TRENCHER, 48" DEPTH, 12" EARTH CHAIN	1,120 LBS	\$8,479.00
131230	TRENCHER, 48" DEPTH, 6" COMBO CHAIN	1,075 LBS	\$8,084.00
131235	TRENCHER, 48" DEPTH, 8" COMBO CHAIN	1,120 LBS	\$8,238.00
131240		1,120 LBS	\$8,357.00
131245	TRENCHER, 48" DEPTH, 12" COMBO CHAIN	1,120 LBS	\$8,650.00
131250	TRENCHER, 48" DEPTH, 6" ROCK CHAIN	1,075 LBS	\$8,095.00
131255	TRENCHER, 48" DEPTH, 8" ROCK CHAIN	1,120 LBS	\$8,255.00
131260	TRENCHER, 48" DEPTH, 10" ROCK CHAIN	1,120 LBS	\$8,271.00
131265	TRENCHER, 48" DEPTH, 12" ROCK CHAIN	1,120 LBS	\$8,673.00
131005	TRENCHER MOUNT SKID STEER	146 LBS	\$582.00
131006	TRENCHER MOUNT, WIDE FRAME SIDE SHIFT	200 LBS	\$832.00
Includes hoses, couplers, & crumber. Specify base unit & mount. Side -shift mount is 75" wide & allows 60" of travel.			

## VIBRATORY ROLLER



PRODUCT #	MODEL	WEIGHT	RETAIL
124010	73" VIBRATORY ROLLER, SMOOTH	2,050 LBS	\$16,126.00
124015	73" VIBRATORY ROLLER, PAD FOOT	2,210 LBS	\$18,305.00
124030	84" VIBRATORY ROLLER, SMOOTH	2,300 LBS	\$17,569.00
124035	84" VIBRATORY ROLLER, PAD FOOT	2,450 LBS	\$19,607.00
Includes hoses & couplers.			

# EXCAVATOR ATTACHMENTS

AUGER DRIVE, EXTREME DUTY, SERIES 2.....	35	GRAPPLES.....	39
BRUSH CUTTER, HEAVY DUTY, MINI.....	35	PLATE COMPACTOR.....	39
BRUSH CUTTER, SEVERE DUTY, MINI.....	36	POST DRIVER, VIBRATORY.....	40
BRUSH CUTTER, SEVERE DUTY.....	36	RAKE.....	40
BRUSH CUTTER, EXTREME DUTY.....	36	RIPPER.....	40
BREAKER.....	36	ROCK AND CONCRETE GRINDER.....	41
BUCKET, CAT.....	37	THUMB.....	41
BUCKET, JOHN DEERE.....	37	TREE GRUBBER.....	41
BUCKET, KUBOTA.....	38		
BUCKET, TAKEUCHI.....	38		
BUCKET, SCREENING.....	39		

## AUGER DRIVE -EXTREME DUTY - SERIES 2



PRODUCT #	MODEL	BEST FLOW	WEIGHT	RETAIL
305705	EX1, W/2" HEX SHAFT	8-11 GPM	101 LBS	\$2,540.00
305708	EX2, W/2" HEX SHAFT	12-16 GPM	123 LBS	\$2,615.00
305712	EX3, W/2" HEX SHAFT	17-26 GPM	123 LBS	\$2,615.00
305715	EX4, W/2" HEX SHAFT	19-23 GPM	125 LBS	\$2,750.00
305720	EX4HF, W/2" HEX SHAFT	21-26 GPM	180 LBS	\$3,950.00
305725	EX5HF, W/2 1/2" HEX SHAFT	21-26 GPM		\$5,590.00
305728	EX6HF, W/2 1/2" HEX SHAFT	29-32 GPM		\$6,105.00
305730	EX7HF, W/2 1/2" HEX SHAFT	33-36 GPM		\$6,125.00

*Includes hoses, couplers. Requires 18x19 mount, sold separately. Planetary drive, 4-year warranty. See page 10-11 for Auger bits. Available to fit machines up to 60,000 lbs. Call for details.*

## BRUSH CUTTERS - HEAVY DUTY MINI EXCAVATOR



PRODUCT #	MODEL	REQ FLOW	WEIGHT	RETAIL
103600	36" HEAVY DUTY W/ 80CC	13-24 GPM	552 LBS	\$6,328.00
103610	36" HEAVY DUTY W/ 100CC	29-36 GPM	675 LBS	\$6,328.00
103650	42" HEAVY DUTY W/ 80CC	13-24 GPM	662 LBS	\$6,744.00
103660	42" HEAVY DUTY W/ 100CC	25-31 GPM	662 LBS	\$6,744.00
103709	50" HEAVY DUTY W/, 80CC	13-22 GPM	956 LBS	\$7,219.00
103712	50" HEAVY DUTY W/ 100CC	23-28 GPM	956 LBS	\$7,219.00
103713	50" HEAVY DUTY W/ 125CC	28-33 GPM	826 LBS	\$6,822.00
103714	50" HEAVY DUTY W/ 160CC	31-41 GPM	826 LBS	\$6,822.00

*Mount, sold separately -call for pricing. Hoses provided may be longer/shorter than needed and may require modification by customer.*

## BRUSH CUTTERS -SEVERE DUTY MINI EXCAVATOR



PRODUCT #	MODEL	REQ FLOW	WEIGHT	RETAIL
103820	42" SD, 80CC PISTON MOTOR	16-26 GPM	625 LBS	\$9,109.00
<i>Requires 18x19 mount, sold separately-call for pricing. Hoses provided may be longer/shorter than needed and may require modification.</i>				

## BRUSH CUTTERS - LARGE EXCAVATOR



PRODUCT #	MODEL	REQ FLOW	WEIGHT	RETAIL
103850	60" EXCAVATOR , EXTREME DUTY, 150CC PISTON MOTOR	22-30 GPM	1,200 LBS	\$15,475.00
303860	60" EXCAVATOR , SEVERE DUTY, 150CC PISTON MOTOR	22-30 GPM	2,497 LBS	\$18,320.00
303865	60" EXCAVATOR , SEVERE DUTY, 200CC PISTON MOTOR	30-40 GPM	2,497 LBS	\$18,320.00
303867	60" EXCAVATOR , SEVERE DUTY, 250CC PISTON MOTOR	4050 GPM	2,497 LBS	\$18,320.00
<i>Requires 24x24 Mount, sold separately -call for pricing. Hoses provided may be longer/shorter than needed and may require modification by customer.</i>				

## BREAKERS, HYDRAULIC (HAMMERS)



PRODUCT #	MODEL	ENERGY CLASS	WEIGHT	RETAIL
135005	HB50	100	132 LBS	\$4,411.00
135009	HB95	200	220 LBS	\$5,121.00
135016	HB165	400	370 LBS	\$7,106.00
135021	HB210	500	463 LBS	\$9,331.00
135030	HB300	700	661 LBS	\$12,028.00
135040	HB400	1000	882 LBS	\$13,073.00
135053	HB530	1200	1,169 LBS	\$21,265.00
135095	HB950	2000	2,161 LBS	\$29,246.00
135098	HB1400	3000	2,976 LBS	\$39,831.00
135100	HB1800	4000	3,968 LBS	\$48,516.00
135105	HB2500	5000	5,291 LBS	\$77,343.00
135110	HB3000	7000	6,614 LBS	\$105,469
135410	HB300 EXCAVATOR HOSE KIT		15 LBS	\$426.00
135415	HB400-530 EXCAVATOR HOSE KIT		20 LBS	\$449.00
135420	HB950 EXCAVATOR HOSE KIT		20 LBS	\$472.00
Requires blank mount, sold separately -call for pricing. Specify breaker, mount, tool, & hoses. Note: Universal hose length may not fit all machines. Customer is responsible for any hose modifications. One free tool included with breaker purchase (see p. 60 for tools). 3 year warranty, monoblock design, self-regulated flow and pressure.				

## BUCKETS - FOR CAT



PRODUCT #	MODEL	WEIGHT	RETAIL
7100512	12" 303/303.5/304E	135 LBS	\$720.00
7100518	18" 303/303.5/304E	195 LBS	\$790.00
7100524	24" 303/303.5/304E	145 LBS	\$970.00
7100530	30" 303/303.5/304E	185 LBS	\$1,105.00
7101012	12" 304C/304-CR	135 LBS	\$720.00
7101018	18" 304C/304-CR	145 lbs	\$790.00
7101024	24" 304C/304-CR	225 LBS	\$970.00
7101030	30" 304C/304-CR	453 LBS	\$1,105.00
7101036	36" 304C/304-CR	225LBS	\$1,555.00
7102112	12" 307E/308D & E	195 LBS	\$1,265.00
7102118	18" 307E/308D & E	195 LBS	\$1,445.00
7102124	24" 307E/308D & E	275 LBS	\$1,650.00
7102130	30" 307E/308D & E	275 LBS	\$1,825.00
7102136	36" 307E/308D & E	325 LBS	\$2,015.00
7103018	18" 311/312 313/314	585 LBS	\$3,620.00
7103024	24" 311/312 /313/314	585 LBS	\$4,155.00
7103036	30" 311/312 /313/314	605 LBS	\$4,740.00
7103042	36" 311/312 /313/314	625 LBS	\$5,460.00

## BUCKETS - FOR JOHN DEERE



PRODUCT #	MODEL	WEIGHT	RETAIL
7010512	12" 27/35 ZTS COUPLER	135 LBS	\$720.00
7010518	18" 27/35 ZTS COUPLER	145 LBS	\$790.00
7010524	24" 27/35 ZTS COUPLER	155 LBS	\$970.00
7010530	30" 27/35 ZTS COUPLER	165 LBS	\$1,105.00
7011012	12" 50/60 COUPLER	95 LBS	\$985.00
7011018	18" 50/60 COUPLER	95 lbs	\$1,322.00
7011024	24" 50/60 COUPLER	115 LBS	\$1,290.00
7011030	30" 50/60 COUPLER	125 LBS	\$1,420.00
7011036	36" 50/60 COUPLER	145 LBS	\$1,555.00
7011512	12" 75/85 MOUNT	135 LBS	\$1,261.00
7011518	18" 75/85 MOUNT	145 LBS	\$1,442.00
7011524	24" 75/85 MOUNT	155 LBS	\$1,650.00
7011530	30" 75/85 MOUNT	165 LBS	\$1,825.00
7011536	36" 75/85 MOUNT	285 LBS	\$2,015.00
7012018	18" 120/135 MOUNT	245 LBS	\$3,620.00
7012024	24" 120/135 MOUNT	300 LBS	\$4,155.00
7012036	36" 120/135 MOUNT	365 LBS	\$4,740.00
7012042	42" 120/135 MOUNT	425 LBS	\$5,460.00



## BUCKETS - FOR KUBOTA



PRODUCT #	MODEL	WEIGHT	RETAIL
7200512	12" KX057 QUICK COUPLER	175 LBS	\$920.00
7200518	18" KX057 QUICK COUPLER	195 LBS	\$1,120.00
7200524	24" KX057 QUICK COUPLER	215 LBS	\$1,290.00
7200530	30" KX057 QUICK COUPLER	225 LBS	\$1,420.00
7200536	36" KX057 QUICK COUPLER	235 LBS	\$1,555.00
7201512	12" KX121/KX040/KX91 QUICK COUPLER	175 lbs	\$720.00
7201518	18" KX121/KX040/KX91 QUICK COUPLER	230 LBS	\$790.00
7201524	24" KX121/KX040/KX91 QUICK COUPLER	365 LBS	\$970.00
7201530	30" KX121/KX040/KX91 QUICK COUPLER	461LBS	\$1,105.00
7201536	36" KX121/KX040/KX91 QUICK COUPLER	220 LBS	\$1,195.00
7203012	12" KX161 QUICK COUPLER	220 LBS	\$1,265.00
7203018	18" KX161 QUICK COUPLER	235 LBS	\$1,445.00
7203024	24" KX161 QUICK COUPLER	259 LBS	\$1,650.00
7203030	30" KX161 QUICK COUPLER	285 LBS	\$1,820.00
7203036	36" KX161 QUICK COUPLER	295LBS	\$2,015.00

## BUCKETS - FOR TAKEUCHI



PRODUCT #	MODEL	WEIGHT	RETAIL
7051012	12" TB135/TB235	75 LBS	\$720.00
7051018	18" TB135/TB235	75 LBS	\$790.00
7051024	24" TB135/TB235	95 LBS	\$970.00
7051030	30" TB135/TB235	95 LBS	\$1,105.00
7051512	12" TB145/TB250	95 LBS	\$920.00
7051518	18" TB145/TB250	110 lbs	\$1,120.00
7051524	24" TB145/TB250	145 LBS	\$1,290.00
7051530	30" TB145/TB250	145 LBS	\$1,420.00
7051536	36" TB145/TB250	165 LBS	\$1,465.00
7052012	12" TB260	155 LBS	\$1,265.00
7052018	18" TB260	165 LBS	\$1445.00
7052024	24" TB260	185 LBS	\$1650.00
7052030	30" TB260	185 LBS	\$1,820.00
7052036	36" TB260	195 LBS	\$2,015.00
7052518	18" TB1140	275 LBS	\$3,875.00
7052524	24" TB1140	295 LBS	\$4,150.00
7052530	30" TB1140	295 LBS	\$4,540.00
7052536	36" TB1140	295 LBS	\$4,740.00



## EXCAVATOR BUCKETS - SCREENING



PRODUCT #	MODEL	WEIGHT	RETAIL
145110	33" MODEL 3-33E FITS 6K-11K LB MACHINES	557 LBS	\$11,954.00
145115	40" MODEL 4-40HE FITS 11K-22K LB MACHINES	1,104 LBS	\$17,793.00
145117	47" MODEL 4-47HE FITS 22K-30K LB MACHINES	1,179 LBS	\$18,036.00
145120	60" MODEL 4-60HE FITS 28K-35K LB MACHINES	1,585 LBS	\$20,839.00
145135	60" MODEL 6-60HDX FITS 35K-44K LB MACHINES	1,585 LBS	\$38,141.00
<i>Hoses &amp; couplers not included. Requires blank back mount, sold separately, call for pricing.</i>			

## EXCAVATOR GRAPPLE



PRODUCT #	MODEL	WEIGHT	RETAIL
175036-0120	36" GRAPPLE, W/PINS BRACKET & STIFF ARM, FITS DEERE 120/135	2,262 LBS	\$17,567.00
175036-0215	36" GRAPPLE, W/PINS BRACKET & STIFF ARM, FITS DEERE 120/135	2,300 LBS	\$13,202.00
175036-1030	36" GRAPPLE, W/PINS BRACKET & STIFF ARM, FITS CAT 311F	2,285 LBS	\$16,120.00
175042-1320	42" GRAPPLE, FITS LINKBELT 250X4	3,846 LBS	\$21,172.00

## PLATE COMPACTOR



PRODUCT #	MODEL	WEIGHT	RETAIL
151005	C310, FITS 5K-12K, 24"X12"	552 LBS	\$8,624.00
151010	C410, FITS 12K-22K, 32"X16"	880 LBS	\$12,024.00
151015	C610, FITS 24K-42K, 48"X24"	2,000 LBS	\$19,509.00
135405	HOSE KIT FOR C310	15 LBS	\$360.00
135410	HOSE KIT FOR C410	20 LBS	\$426.00
135420	HOSE KIT FOR C610	20 LBS	\$472.00
<i>Low vibration and noise, same widths as standard trenching buckets, high pressure cutoff valve to protect motor. Hoses &amp; couplers sold separately. Requires blank back mount, sold separately -call for pricing. Hoses provided may be longer/shorter than needed and may require modification by customer.</i>			

## VIBRATING POST DRIVER



PRODUCT #	MODEL	WEIGHT	RETAIL
100500	VIBRATING POST DRIVER CASE DRAIN REQ ON MACHINE (ADD MOUNT)	264 LBS	\$9,080.00
100505	VIBRATING POST DRIVER W/TILT CASE DRAIN REQ ON MACHINE (ADD MOUNT)	400 LBS	\$10,050.00
<i>Requires 18x19 mount, sold separately -call for pricing. Hoses provided may be longer/shorter than needed and may require modification by customer.</i>			

## RAKE - FITS 6K-10K LB MACHINES



PRODUCT #	MODEL	WEIGHT	RETAIL
170405	24" WIDE EXCAVATOR RAKE	185 LBS	\$926.00
170410	30" WIDE EXCAVATOR RAKE	205 LBS	\$1,198.00
170415	36" WIDE EXCAVATOR RAKE	225 LBS	\$1,269.00
170420	42" WIDE EXCAVATOR RAKE	245 LBS	\$1,295.00
170425	48" WIDE EXCAVATOR RAKE	265 LBS	\$1,380.00
170430	54" WIDE EXCAVATOR RAKE	285 LBS	\$1,510.00
170435	60" WIDE EXCAVATOR RAKE	305 LBS	\$1,630.00
<i>Requires 18x19 mount, sold separately -call for pricing.</i>			

## RAKE - FITS 10K-15K LB MACHINES



PRODUCT #	MODEL	WEIGHT	RETAIL
170470	42" WIDE EXCAVATOR RAKE	340 LBS	\$1,928.00
170475	48" WIDE EXCAVATOR RAKE	372 LBS	\$2,070.00
170480	54" WIDE EXCAVATOR RAKE	404 LBS	\$2,325.00
170485	60" WIDE EXCAVATOR RAKE	436 LBS	\$2,475.00
170490	66" WIDE EXCAVATOR RAKE	468 LBS	\$2,655.00
<i>Requires 18x19 mount, sold separately -call for pricing.</i>			

## EXCAVATOR RIPPER



PRODUCT #	MODEL	WEIGHT	RETAIL
670105-0105	RIPPER, FITS JOHN DEERE 35G ZTS	325 LBS	\$3,155.00
670105-0109	RIPPER, FITS JOHN DEERE 50G ZTS	265 LBS	\$2,270.00
670105-0120	RIPPER, FITS JOHN DEERE 120/135	900 LBS	\$5,612.00
670105-0220	RIPPER, FITS KOMATSU PC78US-10	300 LBS	\$3,275.00
670105-0310	RIPPER, FITS KOBELCO SK115 SRDZ	1,625 LBS	\$5,612.00
670105-0615	RIPPER, FITS YANMAR VIO 55	250 LBS	\$3,275.00
670105-1005	RIPPER, FITS CAT 303, 303.5, 304E	250 LBS	\$3,156.00
670105-1016	RIPPER, FITS CAT 305.5, 306	285 LBS	\$3,275.00
670105-1035	RIPPER, FITS CAT 314EL 315C	1,350 LBS	\$6,364.00
670105-1042	RIPPER, FITS CAT 335	1,925 LBS	\$10,547.00
670105-2015	RIPPER, FITS KUBOTA KX121, 040, 91, 71 U35	250 LBS	\$3,156.00
670105-2025	RIPPER, FITS KUBOTA KX080, QC	300 LBS	\$3,275.00

## ROCK & CONCRETE GRINDER



PRODUCT #	MODEL	MOUNT SIZE	WEIGHT	RETAIL
159010	G1S, FITS 2,200 -6,600 LB MACHINES, 5-12 GPM	18X19	265 LBS	\$19,500.00
159015	G1, FITS 4,400 -17,500 LB MACHINES, 8-20 GPM	18X19	635 LBS	\$25,000.00
159020	G2, FITS 11K-33K LB MACHINES, 12-26 GPM	18x19	1,035 LBS	\$34,500.00
150925	G3, FITS 26K-44K LB MACHINES, 30-34 GPM	24x24	2,045 LBS	\$50,500.00
159030	G3XL, FITS 33K-44K LB MACHINES, 30-45 GPM	24x24	2,290 LBS	\$55,000.00
159035	G4, FITS 50K-90K LB MACHINES, 50-85 GPM	24X24	4,125 LBS	\$81,000.00
<i>Requires 18x19 or 24x24 mount, sold separately -call for pricing.</i>				

## TREE GRUBBER



PRODUCT #	MODEL	WEIGHT	RETAIL
102110	TREE GRUBBER, W/18X19 BLANK PLATE	285 LBS	\$1,025.00
102150	TREE GRUBBER, W/24X24 BLANK PLATE	342 LBS	\$2,366.00
<i>Requires 18x19 or 24x24 mount, sold separately -call for pricing.</i>			

## EXCAVATOR THUMBS - MANUAL -MECHANICAL WELD ON



PRODUCT #	MODEL	WEIGHT	RETAIL
121305	WELD ON, THUMB, 8"X28", CLAW -4 4/8 PLATE	125 LBS	\$1,079.00
121310	WELD ON, THUMB, 8"X35", CLAW -4/8 PLATE	152 LBS	\$1,585.00
121315	WELD ON, THUMB, 12"X35", CLAW -4 3/4 PLATE	286 LBS	\$2,098.00
121320	WELD ON, THUMB, 12"X40", CLAW -4 3/4 PLATE	315 LBS	\$2,443.00
121325	WELD ON, THUMB, 18"X48", CLAW -7 9/16 PLATE	551 LBS	\$3,329.00
121330	WELD ON, THUMB, 18"X52", CLAW -9 1/4 PLATE	936 LBS	\$4,613.00
121335	WELD ON, THUMB, 26"X58", CLAW -9 1/2 PLATE	1,044 LBS	\$5,395.00
121340	WELD ON, THUMB, 32"X70", CLAW -9 1/4 PLATE	1,424 LBS	\$7,601.00
121350	WELD ON, THUMB, 36"X63", CLAW -10 5/8 PLATE	1,640 LBS	\$8,399.00
<i>Call for details on how to measure. Quick coupler/pin grabbers may obscure fitment.</i>			

## EXCAVATOR THUMBS - HYDRAULIC WELD ON



PRODUCT #	MODEL	WEIGHT	RETAIL
121306	HYDRAULIC WELD ON THUMB, 8"X28" CLAW	225 LBS	\$2,295.00
121311	HYDRAULIC WELD ON THUMB, 8"X35" CLAW	138 LBS	\$2,426.00
121316	HYDRAULIC WELD ON THUMB, 12"X35" CLAW	425 LBS	\$3,724.00
121324	HYDRAULIC WELD ON THUMB, 12"X42" CLAW	425 LBS	\$4,140.00
121361	HYDRAULIC WELD ON THUMB, 30"x67" CLAW	1,200 LBS	\$10,523.00
121351	HYDRAULIC WELD ON THUMB, 36"X63" CLAW	1,640 LBS	\$12,782.00
121366	HYDRAULIC WELD ON THUMB, 36"X75" CLAW	2,580 LBS	\$13,025.00
<i>Hoses not included.</i>			

# TRACTOR ATTACHMENTS

3-POINT CONVERSION.....	42	DISC HARROW.....	46
AUXILIARY PUMP FOR PTO.....	42	FINISHING MOWER.....	46
AUGER DRIVE, EXTREME, SERIES 2.....	42	FLAIL MOWER.....	46
BALE SQUEEZE.....	43	GRAPPLE, BUCKET.....	47
BOX BLADE.....	43	GRAPPLE, TRACTOR.....	47
BLADE, GRADER, DUAL EDGE.....	43	GRAPPLE, ROCK BUCKET.....	47
BLADE, GRADER, HD.....	44	GRAPPLE, ROOT.....	48
BROOM, HD SERIES 2.....	44	PALLET FORKS.....	21-23
BUCKET, DISPENSING.....	44	PLOW, MOLDBOARD.....	47
BUCKET, ROCK.....	44	RAKE, LANDSCAPE.....	48
BUCKET, SNOW & MULCH.....	45	RAKE, POWER.....	48
BUCKET, TRACTOR.....	45	ROTOTILLER, HD.....	48
CUTTER, STANDARD.....	46	SNOW PUSHER.....	49
CUTTER, HD, ROUND BACK.....	46	SNOW PUSHER, TRIP-EDGE.....	49
CUTTER, HD, DUAL SPINDLE.....	46	SOD ROLLER.....	49
CUTTER, FLEX WING.....	46	TRAILER SPOTTER.....	49
CUTTER, MULTI PURPOSE.....	46	TREE BOOM.....	49
		TREE PULLER.....	49

## 3-POINT CONVERSION

PRODUCT #	MODEL	WEIGHT	RETAIL
113105	UNIVERSAL TO 3 PT HITCH CONVERSION, CAT 1	147 LBS	\$782.00
113110	UNIVERSAL TO 3 PT HITCH CONVERSION, CAT 2	225 LBS	\$1,319.00



## AUXILIARY PUMP FOR PTO

PRODUCT #	MODEL	WEIGHT	RETAIL
403000	FLOW PUMP W/ 3 POINT HITCH MOUNT	400 LBS	\$2,720.00

*Hoses not included.*



## AUGER DRIVE -EXTREME DUTY - SERIES 2



PRODUCT #	MODEL	BEST FLOW	WEIGHT	RETAIL
305705	EX1, W/2" HEX SHAFT	8-11 GPM	101 LBS	\$2,540.00
305708	EX2, W/2" HEX SHAFT	12-16 GPM	123 LBS	\$2,615.00
305712	EX3, W/2" HEX SHAFT	17-26 GPM	123 LBS	\$2,615.00
305715	EX4, W/2" HEX SHAFT	19-23 GPM	125 LBS	\$2,750.00
305720	EX4HF, W/2" HEX SHAFT	21-26 GPM	180 LBS	\$3,950.00
305725	EX5HF, W/2 1/2" HEX SHAFT	21-26 GPM		\$5,590.00
305728	EX6HF, W/2 1/2" HEX SHAFT	29-32 GPM		\$6,105.00
305730	EX7HF, W/2 1/2" HEX SHAFT	33-36 GPM		\$6,125.00

*Mounts available to fit most tractors. See page 10-11 for auger bit pricing.*



## BALE SQUEEZE -HYDRAULIC ROUND



PRODUCT #	MODEL	WEIGHT	RETAIL
111105	BALE SQUEEZE 2,000 CAPACITY	400 LBS	\$2,840.00
211110	OPTIONAL BOLT-ON GRIPPERS (REQUIRES 2)	60 LBS	\$143.00
Features: Handles round bales, hoses & couplers included. Opens to 70", Euro/Global mount available. Optional grippers help when handling wet or plastic wrapped bales.			

## BOX BLADE, COMPACT TRACTOR



PRODUCT #	MODEL	WEIGHT	RETAIL
426010	48" BOX BLADE, MED DUTY, HP 15-45	285 LBS	\$861.00
426015	60" BOX BLADE, MED DUTY, HP 15-45	342 LBS	\$989.00
426110	72" BOX BLADE, HEAVY DUTY, HP 30-70	496 LBS	\$1,362.00
426115	84" BOX BLADE, HEAVY DUTY, HP 30-70	524 LBS	\$1,524.00
426120	96" BOX BLADE, HEAVY DUTY, HP 30-70, QUICK HITCH	640 LBS	\$1,725.00
Adjustable ripper shanks, fits cat 1.			

## BLADE -GRADER -DUAL EDGE



PRODUCT #	MODEL	WEIGHT	RETAIL
423105	48" DUAL EDGE, W/REPLACEABLE CUT EDGE, 20-35 HP	460 LBS	\$1,506.00
423110	60" DUAL EDGE, W/REPLACEABLE CUT EDGE, 25-40 HP	519 LBS	\$1,672.00
423112	60" DUAL EDGE, W/REPLACEABLE CUT EDGE 25-55 HP	519 LBS	\$1,969.00
423115	72" DUAL EDGE, W/REPLACEABLE CUT EDGE, 30-55 HP	572 LBS	\$1,812.00
423117	72" DUAL EDGE, W/REPLACEABLE CUT EDGE & SHANKS	572 LBS	\$2,175.00
423120	84" DUAL EDGE, W/REPLACEABLE CUT EDGE, 35-70 HP	624 LBS	\$1,953.00
423122	84" DUAL EDGE, W/REPLACEABLE CUT EDGE & SHANKS	640 LBS	\$2,721.00
423127	96" DUAL EDGE, W/REPLACEABLE CUT EDGE & SHANKS	640 LBS	\$2,915.00

## BLADES-GRADER -HEAVY DUTY



PRODUCT #	MODEL	WEIGHT	RETAIL
423010	72" GRADER BLADE, HP 45-75	439 LBS	\$1,630.00
423015	84" GRADER BLADE, HP 55-75	469 LBS	\$1,694.00
423020	96" GRADER BLADE, HP 55-75	503 LBS	\$1,850.00
5 position angle moving forward & in reverse, 3 position tilt, fits cat 1 & 2.			

## BROOMS-ANGLE HEAVY DUTY - SERIES 2



PRODUCT #	MODEL	WEIGHT	RETAIL
116207	60" MANUAL ANGLE	755 LBS	\$4,719.00
116212	72" MANUAL ANGLE	815 LBS	\$4,741.00
116217	84" MANUAL ANGLE	875 LBS	\$5,169.00
116222	96" MANUAL ANGLE	980 LBS	\$5,620.00
116205	60" HYDRAULIC ANGLE (REQ WIRING HARNESS)	1,300 LBS	\$5,843.00
116210	72" HYDRAULIC ANGLE (REQ WIRING HARNESS)	1,450 LBS	\$6,007.00
116215	84" HYDRAULIC ANGLE (REQ WIRING HARNESS)	850 LBS	\$6,281.00
116220	96" HYDRAULIC ANGLE (REQ WIRING HARNESS)	1,015 LBS	\$6,528.00
316154	ANGLE HD 2 WATER KIT FOR 60"	20 LBS	\$1,600.00
316156	ANGLE HD 2 WATER KIT FOR 72"	20 LBS	\$1,620.00
316158	ANGLE HD 2 WATER KIT FOR 84"	20 LBS	\$1,640.00
316160	ANGLE HD 2 WATER KIT FOR 96"	20 LBS	\$1,680.00
200010	UNIVERSAL WIRE HARNESS	2 LBS	\$267.66
216900	*14 PIN HARNESS	2 LBS	\$115.00
216905	*CAT 8-PIN	2 LBS	\$271.00
216950	*BOBCAT 7-PIN	2 LBS	\$593.18
200011	OEM EXTENSION HARNESS	2 LBS	\$142.00
Includes poly/steel bristles, floating quick attach. Wiring harness sold separately. Flow range 15-25 GPM. 30° angle, 26" diameter bristles. *REQ PN200011 extension.			

## BUCKETS- DISPENSING *Carry and pour flowable materials*



PRODUCT #	MODEL	WEIGHT	RETAIL
110005	1/2 YARD DISPENSING BUCKET	393 LBS	\$1,192.00
110010	1/2 YARD DISPENSING BUCKET W/HYDRAULIC DOOR	403 LBS	\$1,710.00
110035	3/4 YARD DISPENSING BUCKET	452 LBS	\$1,581.00
110040	3/4 YARD DISPENSING BUCKET W/HYDRAULIC DOOR	477 LBS	\$1,983.00

## BUCKETS-ROCK *3" tine spacing, gusseted tips. A36 steel powder coated paint.*



PRODUCT #	MODEL	TINE THICKNESS	WEIGHT	RETAIL
108320	66" STANDARD DUTY ROCK BUCKET	3/8"	424 LBS	\$1,522.00
108335	72" STANDARD DUTY ROCK BUCKET	3/8"	465 LBS	\$1,537.00
108405	66" EXTREME DUTY ROCK BUCKET	1/2"	615 LBS	\$1,974.00
108410	72" EXTREME DUTY ROCK BUCKET	1/2"	650 LBS	\$2,041.00
108415	78" EXTREME DUTY ROCK BUCKET	1/2"	650 LBS	\$2,154.00
108420	84" EXTREME DUTY ROCK BUCKET	1/2"	690 LBS	\$2,495.00

## BUCKETS-SNOW & MULCH - STANDARD DUTY



PRODUCT #	MODEL	STRUCK CAP.	WEIGHT	RETAIL
108520	60" SNOW & MULCH, 3/16" WRAP	20 CU FT	450 LBS	\$1,009.00
108530	66" SNOW & MULCH, 3/16" WRAP	22.9 CU FT	468 LBS	\$1,189.00
108540	72" SNOW & MULCH, 3/16" WRAP	25 CU FT	508 LBS	\$1,250.00
108545	78" SNOW & MULCH, 3/16" WRAP	27 CU FT	550 LBS	\$1,441.00
108550	84" SNOW & MULCH, 3/16" WRAP	29.1 CU FT	605 LBS	\$1,545.00
108570	90" SNOW & MULCH, 3/16" WRAP	31.2 CU FT	601 LBS	\$1,717.00
108580	96" SNOW & MULCH, 3/16" WRAP	34.5 CU FT	767 LBS	\$1,739.00
108590	102" SNOW & MULCH, 3/16" WRAP	37.8 CU FT	728 LBS	\$1,816.00
3/4" cutting edge, high capacity, 26"h x 38" deep. See p.58 for bolt-on edge & toothbar pricing.				

## BUCKETS-SNOW & MULCH -HEAVY DUTY



PRODUCT #	MODEL	STRUCK CAP.	WEIGHT	RETAIL
108620	60" SNOW & MULCH, HD, 1/4 WRAP	21 CU FT	585 LBS	\$1,118.00
108630	66" SNOW & MULCH, HD, 1/4 WRAP	22.9 CU FT	550 LBS	\$1,265.00
108640	72" SNOW & MULCH, HD, 1/4 WRAP	25 CU FT	575 LBS	\$1,668.00
108650	78" SNOW & MULCH, HD, 1/4 WRAP	27 CU FT	805 LBS	\$1,831.00
108660	84" SNOW & MULCH, HD, 1/4 WRAP	29.1 CU FT	700 LBS	\$1,860.00
108670	90" SNOW & MULCH, HD, 1/4 WRAP	31.2 CU FT	950 LBS	\$2,019.00
108680	96" SNOW & MULCH, HD, 1/4 WRAP	34.5 CU FT	1,000 LBS	\$2,286.00
108682	102" SNOW & MULCH, HD, 1/4 WRAP	36 CU FT	1,000 LBS	\$2,452.00
3/4" cutting edge, high capacity, 26"h x 38" deep. See p.58 for bolt-on edge & toothbar pricing.				

## BUCKETS-SNOW & MULCH -HIGH BACK

32" h x 38" long-bottom. Ribs inside to strengthen floor & back. 3/16" wrap, 3/8" edge. See p.58 for bolt-on edge & toothbar pricing.



PRODUCT #	MODEL	WEIGHT	RETAIL
108701	60" SNOW & MULCH, HIGH BACK WITH MESH	690 LBS	\$2,462.00
108702	72" SNOW & MULCH, HIGH BACK WITH MESH		\$2,579.00
108700	78" SNOW & MULCH, HIGH BACK WITH MESH	704 LBS	\$2,635.00
108705	84" SNOW & MULCH, HIGH BACK WITH MESH	754 LBS	\$2,659.00
108710	96" SNOW & MULCH, HIGH BACK WITH MESH	724 LBS	\$2,741.00
108715	102" SNOW & MULCH, HIGH BACK WITH MESH	746 LBS	\$2,822.00

## BUCKETS-TRACTOR



PRODUCT #	MODEL	STRUCK CAP.	WEIGHT	RETAIL
108825	60" TRACTOR BUCKET, SMOOTH	14.4 CU FT	375 LBS	\$1,276.00
108830	66" TRACTOR BUCKET, SMOOTH	15.8 CU FT	400 LBS	\$1,314.00
108835	72" TRACTOR BUCKET, SMOOTH	17.2 CU FT	420 LBS	\$1,363.00
108840	78" TRACTOR BUCKET, SMOOTH	18.7 CU FT	460 LBS	\$1,547.00
108845	84" TRACTOR BUCKET, SMOOTH	20.1 CU FT	490 LBS	\$1,598.00
Available with Euro-Ag/Global & John Deere 400/500 mounts. Call for pricing.				



## CUTTER-TRACTOR -STD/ROUND BACK/HEAVY DUTY (WITH CHAINS & CLUTCH)



PRODUCT #	MODEL	WEIGHT	RETAIL
403010	4' CUTTER, STD, 14-45 HP, 1.5 CUTTING CAP	538 LBS	\$2,482.00
403115	6' CUTTER, RB HD, 40-80 HP, 2.5 CUTTING CAP	700 LBS	\$3,532.00
403120	7' CUTTER, RB HD, 55-95 HP, 2.5 CUTTING CAP	1,289 LBS	\$5,570.00
403125	8' CUTTER, HD, 40-80 HP, LIFT TYPE	1,250 LBS	\$7,353.00
403127	10' CUTTER, HD, 42 HP, LIFT TYPE	1,405 LBS	\$8,576.00
403129	8' CUTTER, HD, 42 HP, PULL TYPE	1,295 LBS	\$9,382.00
403130	10' CUTTER, HD, 52 HP, PULL TYPE	2,050 LBS	\$11,813.00

## CUTTER-TRACTOR - FLEX WING



PRODUCT #	MODEL	TIRES	WEIGHT	RETAIL
403150	12' FLEX WING, 35 HP, 2" CUTTING CAP	LAMINATED	2,760 LBS	\$18,266.00
403155	15' FLEX WING, 55 HP, 4" CUTTING CAP	LAMINATED	5,180 LBS	\$25,047.00
403157	15' FLEX WING, 55 HP, 4" CUTTING CAP	AIRCRAFT	5,180 LBS	\$25,090.00
403158	15' FLEX WING, 55 HP, 6" CUTTING CAP, W/LED LIGHTS	AIRCRAFT	5,600 LBS	\$27,942.00

## CUTTER-TRACTOR -MULTI PURPOSE *Listed w/universal skid steer mount. Mounts available to fit most tractors.*



PRODUCT #	MODEL	WEIGHT	RETAIL
403810	32" MULTI-PURPOSE CUTTER 9-14 GPM	369 LBS	\$6,850.00
403850	44" MULTI-PURPOSE CUTTER 9-14 GPM	504 LBS	\$6,987.00
403870	44" MULTI-PURPOSE CUTTER 15-20 GPM	504 LBS	\$7,098.00

## DISC HARROW -TRACTOR *18" Discs, sealed bearings, fits category 1.*



PRODUCT #	MODEL	WEIGHT	RETAIL
445010	60" DISC HARROW, 30-40 HP, 16 BLADES	650 LBS	\$2,688.00
445015	72" DISC HARROW, 35-45 HP, 20 BLADES	700 LBS	\$2,771.00
445020	84" DISC HARROW, 40-60 HP, 24 BLADES	750 LBS	\$3,067.00

## FINISHING MOWER -TRACTOR *Dual belt rear discharge.*



PRODUCT #	MODEL	WEIGHT	RETAIL
403510	48" FINISH MOWER, 20-50 HP	450 LBS	\$3,044.00
403515	60" FINISH MOWER, 25-50 HP	499 LBS	\$3,338.00
403520	72" FINISH MOWER, 30-50 HP	554 LBS	\$3,710.00
403525	84" FINISH MOWER, 35-60 HP	662 LBS	\$4,937.00

## FLAIL MOWER -TRACTOR *Standard duty fits category 1, HD fits category 2. Includes hoses. Couplers sold separately.*



PRODUCT #	MODEL	WEIGHT	RETAIL
403710	69" FLAIL MOWER, W/HYDRAULIC SIDESHIFT	908 LBS	\$5,614.00
403720	81" FLAIL MOWER, W/HYDRAULIC SIDESHIFT	957 LBS	\$5,981.00
403730	87" FLAIL MOWER, W/HYDRAULIC SIDESHIFT	1,063 LBS	\$6,553.00
403740	87" FLAIL MOWER, HD W/HYDRAULIC SIDESHIFT	1,726 LBS	\$9,031.00
403750	98" FLAIL MOWER, HD W/HYDRAULIC SIDESHIFT	1,907 LBS	\$10,413.00



## GRAPPLES -BUCKET (LIGHT, HEAVY, & SEVERE DUTY)

Available with Euro-Ag/Global & John Deere 400/500 mounts. Call for pricing.



PRODUCT #	MODEL	LIFT CAP.	WEIGHT	RETAIL
106065	66" GRAPPLE BUCKET, LIGHT DUTY, DUAL CLAMPS	11.07 CU FT	480 LBS	\$2,310.00
106077	60" GRAPPLE BUCKET,HD, DUAL CLAMPS	10.26 CU FT	740 LBS	\$2,658.00
106085	66" GRAPPLE BUCKET, HD, DUAL CLAMPS	11.07 CU FT	587 LBS	\$2,751.00
106095	72" GRAPPLE BUCKET, HD, DUAL CLAMPS	11.88 CU FT	613 LBS	\$2,834.00
106430	60" GRAPPLE BUCKET, SEVERE DUTY	10.26 CU FT	875 LBS	\$3,978.00
106445	66" GRAPPLE BUCKET, SEVERE DUTY	11.07 CU FT	910 LBS	\$4,719.00
106455	72" GRAPPLE BUCKET, SEVERE DUTY	11.88 CU FT	995 LBS	\$5,105.00
106457	72" GRAPPLE BUCKET, SEVERE DUTY W/TEETH	11.88 CU FT	1,066 LBS	\$4,871.00
106465	78" GRAPPLE BUCKET, SEVERE DUTY	12.69 CU FT	1,033 LBS	\$5,383.00
106475	84" GRAPPLE BUCKET, SEVERE DUTY	14.04 CU FT	1,066LBS	\$5,405.00
Severe duty has removable bolt-on sides for carrying logs.				

## GRAPPLE, TRACTOR

Hoses included w/1/2" flat face couplers. Available with Euro-Ag/Global & John Deere 400/500 mounts. Call for pricing.



PRODUCT #	MODEL	WEIGHT	RETAIL
107204	60" TRACTOR GRAPPLE RAKE W/DUAL CLAMPS	727 LBS	\$3,049.00
107207	66" TRACTOR GRAPPLE RAKE W/DUAL CLAMPS	756 LBS	\$3,115.00
107210	72" TRACTOR GRAPPLE RAKE W/DUAL CLAMPS	775 LBS	\$3,242.00

## BUCKET -ROCK -W/GRAPPLE

STD-dual grapples, lighter weight 3/8" top clamps, exposed cylinders & hoses  
 HD-dual grapples, covered cylinders & hoses, 1/2" top tines, solid top clamps  
 SD-1/2" material throughout, welded cylinders, 1.25" pivot pins, opens to 30", bolt-on sides.



PRODUCT #	MODEL	WEIGHT	RETAIL
108319	60" BUCKET, W/STANDARD GRAPPLE	583 LBS	\$3,037.00
108325	66" BUCKET, W/STANDARD GRAPPLE	608 LBS	\$3,142.00
108340	72" BUCKET, W/STANDARD GRAPPLE	633 LBS	\$3,200.00
108330	66" BUCKET, W/HEAVY DUTY GRAPPLE	689 LBS	\$4,086.00
108345	72" BUCKET, W/HEAVY DUTY GRAPPLE	740 LBS	\$4,147.00
108360	78" BUCKET, W/HEAVY DUTY GRAPPLE	764 LBS	\$4,425.00
108380	84" BUCKET, W/HEAVY DUTY GRAPPLE	787 LBS	\$4,533.00
108450	72" BUCKET, SEVERE DUTY W/GRAPPLE	1,096 LBS	\$5,641.00
108455	78" BUCKET, SEVERE DUTY W/GRAPPLE	1,142 LBS	\$5,773.00
108460	84" BUCKET, SEVERE DUTY W/GRAPPLE	1,194 LBS	\$6,064.00

## PLOW -MOLDBOARD

Shear pins to protect plow. replaceable shear & moldboard. Fits category 1.



PRODUCT #	MODEL	WEIGHT	RETAIL
440012	14" MOLDBOARD PLOW, SINGLE BOTTOM	188 LBS	\$895.00
440010	16" MOLDBOARD PLOW, SINGLE BOTTOM	205 LBS	\$895.00
440015	16" MOLDBOARD PLOW, DOUBLE BOTTOM	1,160 LBS	\$1,499.00

## GRAPPLES, ROOT



PRODUCT #	MODEL	WEIGHT	RETAIL
106053-S	48" GRAPPLE, ROOT, LIGHT DUTY, SINGLE CLAMP		\$1,849.00
106054-S	52" GRAPPLE, ROOT, LIGHT DUTY, SINGLE CLAMP		\$1,885.00
106053	48" GRAPPLE, ROOT, LIGHT DUTY, DUAL CLAMPS		\$2,009.00
106054	52" GRAPPLE, ROOT, LIGHT DUTY, DUAL CLAMPS		\$2,019.00
106057	56" GRAPPLE, ROOT, LIGHT DUTY, DUAL CLAMPS		\$2,054.00
106055	60" GRAPPLE, ROOT, LIGHT DUTY, DUAL CLAMPS	425 LBS	\$2,194.00
106060	66" GRAPPLE, ROOT, LIGHT DUTY, DUAL CLAMPS	456 LBS	\$2,235.00
For small tractors & skid steers w/ 1,500 lbs lift or less. Available with Euro-Ag/Global & John Deere 400/500 mounts. Call for pricing.			



## RAKE -LANDSCAPE

PRODUCT #	MODEL	WEIGHT	RETAIL
433010	4' LANDSCAPE RAKE, 15-45 HP	158 LBS	\$716.00
433015	5' LANDSCAPE RAKE, 20-45 HP	180 LBS	\$822.00
433020	6' LANDSCAPE RAKE, 25-45 HP	229 LBS	\$889.00
433025	7' LANDSCAPE RAKE, 30-45 HP	251 LBS	\$1,092.00
433030	8' LANDSCAPE RAKE, 35-45 HP	285 LBS	\$1,230.00
6 tines per ft, angle adjustment, 5 position forward & reverse, quick hitch compatible. FITS CAT 1 & 3 point hitch.			



## RAKE -POWER -3 POINT HITCH *Side shields increase capacity.*

PRODUCT #	MODEL	TEETH	WEIGHT	RETAIL
432401	48" POWER RAKE, HD2, CAT 1	FIXED	690 LBS	\$9,807.00
432403	60" POWER RAKE, HD, CAT 1	FIXED	750 LBS	\$10,010.00
432105	72" POWER RAKE, EXTREME DUTY	REPLACEABLE	1,565 LBS	\$11,845.00
432107	72" POWER RAKE, EXTREME DUTY	FIXED	1,495 LBS	\$11,320.00
432110	84" POWER RAKE, EXTREME DUTY	REPLACEABLE	1,585 LBS	\$12,245.00
432112	84" POWER RAKE, EXTREME DUTY	FIXED	1,495 LBS	\$11,485.00
432115	96" POWER RAKE, EXTREME DUTY	REPLACEABLE	1,685 LBS	\$12,690.00
432117	96" POWER RAKE, EXTREME DUTY	FIXED	1,585 LBS	\$11,907.00
132050	OPTIONAL SKID SHOES		30 LBS	\$568.00
332710	OPTIONAL HYDRAULIC ANGLE KIT, W/60" HOSE			\$685.00
332715	OPTIONAL HYDRAULIC ANGLE KIT, W/84" HOSE			\$708.00
Hydraulic angle not available on HD models. (HD fits CAT 1 & 3 pt hitch, Extreme fits CAT 2 & 3 pt hitch)				

## ROTOTILLER TRACTOR *7" tilling depth, adjustable skid shoes, parking stand. spring tension smoother.*



PRODUCT #	MODEL	WEIGHT	RETAIL
429010	48" TILLER, LIGHT, 20-35 HP, HD GEAR DRIVE	399 LBS	\$2,505.00
429015	60" TILLER, STD, 25-40 HP, HD GEAR DRIVE	564 LBS	\$2,966.00
429020	72" TILLER, STD, 35-50 HP, HD GEAR DRIVE	683 LBS	\$3,268.00
429030	84" TILLER, HD, 50-65 HP, HD GEAR DRIVE	990 LBS	\$4,438.00

## SNOW PUSHER *Available to fit most tractors mounts, Poly skid shoes available.*



PRODUCT #	MODEL	WEIGHT	RETAIL
120310	48" SNOW PUSHER, STANDARD DUTY	271 LBS	\$1,403.00
120111	60" SNOW PUSHER, STANDARD DUTY	625 LBS	\$2,427.00
120113	72" SNOW PUSHER, STANDARD DUTY	650 LBS	\$2,862.00
120115	96" SNOW PUSHER, STANDARD DUTY	740 LBS	\$3,122.00
120120	120" SNOW PUSHER, STANDARD DUTY	863 LBS	\$3,427.00
120135	72" SNOW PUSHER, HEAVY DUTY	624 LBS	\$3,150.00
120150	96" SNOW PUSHER, HEAVY DUTY	770 LBS	\$3,569.00
120155	120" SNOW PUSHER, HEAVY DUTY	875 LBS	\$3,848.00
120114	SNOW PUSHER, PULL BACK OPTION, 72" STD/HD	150 LBS	\$649.00
120117	SNOW PUSHER, PULL BACK OPTION, 96" STD/HD	150 LBS	\$750.00
120122	SNOW PUSHER, PULL BACK OPTION, 120" STD/HD	943 LBS	\$906.00
220330	OPTIONAL POLY SKID SHOE (REQ 2)	20 LBS	\$378.00

## SNOW PUSHER - TRIP EDGE W/ OSCILLATING SIDE PLATES



PRODUCT #	MODEL	WEIGHT	RETAIL
120415	96" SNOW PUSHER, TRIP EDGE	933 LBS	\$6,216.00
120425	120", SNOW PUSHER, TRIP-EDGE	1,037 LBS	\$6,533.00

## SOD ROLLER



PRODUCT #	MODEL	WEIGHT	RETAIL
102200	36" WIDE ROLL	225 LBS	\$961.00
102205	42" WIDE ROLL	240 LBS	\$1,008.00
102215	50" WIDE ROLL	255 LBS	\$1,062.00
302305	ADJUSTABLE, 36" - 48" WIDE ROLL	280 LBS	\$1,376.00

## TRAILER SPOTTER *Available to fit most tractors mounts,*



PRODUCT #	MODEL	LIFT CAP.	WEIGHT	RETAIL
112010	TRAILER SPOTTER	3,500 LBS	118 LBS	\$399.00

## TREE BOOM



PRODUCT #	MODEL	LIFT CAP.	WEIGHT	RETAIL
112005	TREE BOOM, 3,500 LIFT	3,500 LBS	169 LBS	\$605.00
112001	TREE BOOM, HEAVY DUTY	6,000 LBS	365 LBS	\$1,560.00
112002	TREE BOOM, SEVERE DUTY	6,000 LBS	400 LBS	\$1,903.00
212050	OPTIONAL CLEVIS W/SWIVEL HOOK	6,000 LBS	4 LBS	\$185.00

## TREE PULLER



PRODUCT #	MODEL	WEIGHT	RETAIL
127006	TREE & POST PULLER, STANDARD DUTY	291 LBS	\$2,078.00
127010	TREE & POST PULLER, HEAVY DUTY	415 LBS	\$2,720.00

## MINI-MACHINE ATTACHMENTS

AUGER DRIVE.....	50	GRAPPLES, ROOT.....	55
BACKHOE.....	50	LAND PLANE.....	55
BLADES.....	50-51	LOG GRAPPLE.....	56
BREAKER.....	51	LOG SPLITTER.....	56
BROOMS, ANGLE HD, SERIES 2.....	51	POST DRIVER, VIBRATORY.....	56
BROOM, PUSH.....	52	RAKE, POWER, HEAVY DUTY.....	56
BRUSH CUTTER.....	52	ROTOTILLER, HEAVY DUTY.....	56
BUCKET, 4-IN-1.....	52	SNOW PUSHER.....	57
BUCKET, FRONT DUMP.....	52	SOD ROLLER.....	57
BUCKET, ROCK.....	52	STUMP BUCKET.....	57
BUCKET, LOW PROFILE.....	53	TRAILER SPOTTER.....	57
BUCKET, SNOW & MULCH.....	54	TREE BOOM.....	57
FORK, GRAPPLE.....	54	TRENCHER.....	57
FORK, NURSERY.....	54		
FORK, PALLET.....	54		
FORK, HYDRAULIC PALLET.....	55		
GRAPPLE, BUCKET.....	55		
GRAPPLE, RAKE.....	55		
GRAPPLE, ROCK BUCKET.....	55		

*Specify MOUNT with each mini attachment.*  
*Universal Mini Mount -25*  
*Bobcat MT Mount -26*  
*Avant Mount - 35*

### MINI AUGER DRIVE -EXTREME DUTY - SERIES 2



PRODUCT #	MODEL	BEST FLOW	WEIGHT	RETAIL
105700	MS1 2-WAY, W/ 2" HEX SHAFT	12-15 GPM	136 LBS	\$2,411.00
105702	MS1 4-WAY, W/ 2" HEX SHAFT	12-15 GPM	145 LBS	\$2,594.00
305706	EX1, W/2" HEX SHAFT	8-11 GPM	165 LBS	\$2,380.00
305709	EX2, W/2" HEX SHAFT	12-16 GPM	188 LBS	\$2,615.00
305713	EX3, W/2" HEX SHAFT	17-20 GPM	195 LBS	\$2,615.00
305716	EX4, W/2" HEX SHAFT	19-23 GPM	195 LBS	\$2,750.00
<i>Planetary auger, double swivel. Hoses &amp; couplers included.</i>				

### MINI BACKHOE



PRODUCT #	MODEL	WEIGHT	RETAIL
130500	42" LONG, MINI HYD, BACKHOE ONLY (REQ'S BUCKET)	106 LBS	\$1,449.00
130505	48" LONG, MINI HYD, BACKHOE ONLY (REQ'S BUCKET)	113 LBS	\$1,482.00
130509	8" MINI BACKHOE BUCKET	31 LBS	\$167.00
130512	10" MINI BACKHOE BUCKET	35 LBS	\$188.00
130515	12" MINI BACKHOE BUCKET	39 LBS	\$215.00
<i>Large capacity buckets. Hoses &amp; couplers included.</i>			

### MINI BLADES -MULTI PURPOSE



PRODUCT #	MODEL	WEIGHT	RETAIL
123165	48" BLADE, MULTI PURPOSE (MANUAL ANGLE)	296 LBS	\$2,330.00
123170	60" BLADE, MULTI PURPOSE (MANUAL ANGLE)	322 lbs	\$2,389.00
123185	HYDRAULIC ANGLE KIT	14 LBS	\$453.00

## MINI BLADES -V



PRODUCT #	MODEL	WEIGHT	RETAIL
122305	48" V-BLADE, MANUAL, 42.5" ANGLE WIDTH	315 LBS	\$2,645.00
122310	60" V-BLADE, MANUAL, 53" ANGLE WIDTH	325 LBS	\$2,821.00
3-position manual angle.			

## BREAKERS, HYDRAULIC (HAMMERS)



PRODUCT #	MODEL	WEIGHT	RETAIL
135005	HB50 (REQUIRES MOUNT)	132 LBS	\$4,411.00
135009	HB95 (REQUIRES MOUNT)	209 LBS	\$5,121.00
135016	HB165 (REQUIRES MOUNT)	330 LBS	\$7,106.00
135021	HB210 (REQUIRES MOUNT)	463 LBS	\$9,331.00
135205	HB50, HYDRAULIC BREAKER, MINI MOUNT	110 LBS	\$580.00
135209	HB95, HYDRAULIC BREAKER, MINI MOUNT	110 LBS	\$592.00
135212	HB165, HYDRAULIC BREAKER, MINI MOUNT	110 LBS	\$613.00
135220	HB210 HYDRAULIC BREAKER, MINI MOUNT	110 LBS	\$658.00
135405	HOSE KIT FOR HB50-210	15 LBS	\$360.00
Specify breaker, mount, tool, & hoses. Note: Universal hose length may not fit all machines. Customer is responsible for any hose modifications. One free tool included with breaker purchase (see p. 60 for tools). 3 year warranty, monoblock design, self-regulated flow and pressure.			

## MINI BROOMS -ROTARY ANGLE -HEAVY DUTY SERIES 2



PRODUCT #	MODEL	WEIGHT	RETAIL
116180	36" BROOM, HYDRAULIC ANGLE	495 LBS	\$5,538.00
116200	48" BROOM, HYDRAULIC ANGLE	564 LBS	\$5,733.00
116205	60" BROOM, HYDRAULIC ANGLE	760 lbs	\$5,895.00
116182	36" BROOM, MANUAL ANGLE	495 LBS	\$4,488.00
116202	48" BROOM, MANUAL ANGLE	564 lbs	\$4,639.00
116207	60" BROOM, MANUAL ANGLE	725 lbs	\$4,768.00
316150	26 GALLON WATER KIT FOR 36"	20 LBS	\$1,540.00
316152	26 GALLON WATER KIT FOR 48"	20 LBS	\$1,570.00
316154	26 GALLON WATER KIT FOR 60"	20 LBS	\$1,600.00
200010	UNIVERSAL WIRE HARNESS	2 LBS	\$267.66
Includes Poly/Steel Bristles & REQ's wire harness sold separately. OEM harnesses also available (see page 13.)			

**MINI BROOMS-PUSH** 11" bristle height. Does not angle. \*Required on HD models. Select broom & mount.



PRODUCT #	MODEL	WEIGHT	RETAIL
116032	60" PUSH STD, 8 WAFERS	206 LBS	\$1,476.00
116034	72" PUSH STD, 8 WAFERS	239 LBS	\$1,846.00
116016	60" PUSH HEAVY DUTY, 11 WAFERS	206 LBS	\$1,720.00
116017	72" PUSH HEAVY DUTY, 11 WAFERS	239 LBS	\$2,089.00
116019	96" PUSH HEAVY DUTY, 11 WAFERS	315 LBS	\$2,825.00
116020	FORKLIFT MOUNT (HD MODEL REQ 116027)	52 LBS	\$407.00
116026	PUSH BROOM MINI MOUNT (HD MODEL REQ 116027)	180 LBS	\$476.00
116027	*PUSH BROOM ADAPTER PLATE	33 LBS	\$249.00

## MINI BRUSH CUTTER



PRODUCT #	MODEL	WEIGHT	RETAIL
103715	36" CUT, 80CC, 13-28 GPM, CLOSED FRONT	541 LBS	\$6,305.00
103725	42" CUT, 80CC, 13-24 GPM, CLOSED FRONT	644 LBS	\$7,068.00
103727	42" CUT, 80CC, 13-24 GPM, OPEN FRONT	645 LBS	\$7,470.00
103735	50" CUT, 80CC, 13-20 GPM, CLOSED FRONT	770 LBS	\$7,822.00

Direct drive, 3 double edge blades, includes hose and couplers.

## MINI BUCKET -4-IN-1



PRODUCT #	MODEL	STRUCK CAP.	WEIGHT	RETAIL
108755	36" BUCKET, 4-IN-1, SMOOTH	4.64 CU FT	355 LBS	\$2,142.00
108760	42" BUCKET, 4-IN-1, SMOOTH	5.59 CU FT	375 LBS	\$2,488.00
108765	48" BUCKET, 4-IN-1, SMOOTH	6.48 CU FT	341 LBS	\$2,698.00
108766	48" BUCKET, 4-IN-1, TOOTH	6.48 CU FT	356 LBS	\$3,072.00
108770	50" BUCKET, 4-IN-1, SMOOTH	7.7 CU FT	425 LBS	\$2,721.00

36" & 42" models are not available w/Bobcat MT mount.

## MINI BUCKET -FRONT DUMP



PRODUCT #	MODEL	STRUCK CAP.	WEIGHT	RETAIL
108990	36" BUCKET, FRONT DUMP	5.89 CU FT	340 LBS	\$1,892.00
108992	38" BUCKET, FRONT DUMP	6.1 CU FT	350 LBS	\$1,905.00
108994	42" BUCKET, FRONT DUMP	7.3 CU FT	360 LBS	\$1,945.00
108996	44" BUCKET, FRONT DUMP	7.43 CU FT	375 LBS	\$1,985.00
108998	50" BUCKET, FRONT DUMP	8.6 CU FT	395 LBS	\$2,034.00

## MINI BUCKET -ROCK



PRODUCT #	MODEL	WEIGHT	RETAIL
108305	36" BUCKET, ROCK	191 LBS	\$1,064.00
108310	42" BUCKET, ROCK	200 LBS	\$1,127.00
108315	48" BUCKET, ROCK	225 LBS	\$1,139.00
108317	52" BUCKET, ROCK	230 LBS	\$1,165.00

3" Tine spacing



## MINI BUCKET -LOW PROFILE 15"



PRODUCT #	MODEL	STRUCK CAP.	WEIGHT	RETAIL
108005	34" BUCKET, LOW PROFILE, 15" BACK SMOOTH	3.83 CU FT	160 LBS	\$536.00
108007	34" BUCKET, LOW PROFILE, 15" BACK TOOTH	3.83 CU FT	135 LBS	\$898.00
108010	36" BUCKET, LOW PROFILE, 15" BACK SMOOTH	4.43 CU FT	181 LBS	\$542.00
108015	36" BUCKET, LOW PROFILE, 15" BACK TOOTH	4.43 CU FT	200 LBS	\$898.00
108020	42" BUCKET, LOW PROFILE, 15" BACK SMOOTH	5.17 CU FT	225 LBS	\$574.00
108025	42" BUCKET, LOW PROFILE, 15" BACK TOOTH	5.17 CU FT	250 LBS	\$873.00
108030	44" BUCKET, LOW PROFILE, 15" BACK SMOOTH	5.42 CU FT	200 LBS	\$599.00
108031	44" BUCKET, LOW PROFILE, 15" BACK TOOTH	5.42 CU FT	269 LBS	\$906.00
108035	45" BUCKET, LOW PROFILE, 15" BACK TOOTH	5.5 CU FT	290 LBS	\$906.00
108040	48" BUCKET, LOW PROFILE, 15" BACK SMOOTH	5.91 CU FT	275 LBS	\$609.00
108045	48" BUCKET, LOW PROFILE, 15" BACK TOOTH	5.91 CU FT	285 LBS	\$937.00
108050	50" BUCKET, LOW PROFILE, 15" BACK SMOOTH	6.15 CU FT	195 LBS	\$628.00
108055	50" BUCKET, LOW PROFILE, 15" BACK TOOTH	6.15 CU FT	195 LBS	\$958.00
108060	52" BUCKET, LOW PROFILE, 15" BACK SMOOTH	6.40 CU FT	260 LBS	\$709.00
108065	52" BUCKET, LOW PROFILE, 15" BACK TOOTH	6.40 CU FT	215 LBS	\$969.00
108070	54" BUCKET, LOW PROFILE, 15" BACK SMOOTH	6.12 CU FT	215 LBS	\$657.00
108075	54" BUCKET, LOW PROFILE, 15" BACK TOOTH	6.12 CU FT	215 LBS	\$937.00
108090	60" BUCKET, LOW PROFILE, BACK SMOOTH	6.83 CU FT	334 LBS	\$840.00
108095	60" BUCKET, LOW PROFILE, BACK TOOTH	6.83 CU FT	373 LBS	\$1,009.00
108140	60" BUCKET, LOW PROFILE, LONG BOTTOM, SMOOTH	6.83 CU FT	385 LBS	\$1042.00
Includes D-Ring and holes for bolt-on edge (p.59). Bobcat MT series not available. For 60" and larger, use full size bucket pricing.				

## MINI BUCKET -LOW PROFILE 20" BACK



PRODUCT #	MODEL	STRUCK CAP.	WEIGHT	RETAIL
108006	34" BUCKET, 20" BACK SMOOTH	5.53 CU FT	140 LBS	\$612.00
108012	36" BUCKET, 20" BACK SMOOTH	6.14 CU FT	249 LBS	\$583.00
108017	36" BUCKET, 20" BACK TOOTH	6.14 CU FT	249 LBS	\$939.00
108022	42" BUCKET, 20" BACK SMOOTH	7.16 CU FT	269 LBS	\$606.00
108027	42" BUCKET, 20" BACK TOOTH	7.16 CU FT	225 LBS	\$944.00
108032	44" BUCKET, 20" BACK SMOOTH	7.50 CU FT	275 LBS	\$647.00
108037	44" BUCKET, 20" BACK TOOTH	7.50 CU FT	247 LBS	\$960.00
108042	48" BUCKET, 20" BACK SMOOTH	8.19 CU FT	310 LBS	\$656.00
108047	48" BUCKET, 20" BACK TOOTH	8.19 CU FT	276 LBS	\$992.00
108052	50" BUCKET, 20" BACK TOOTH	8.59 CU FT	195 LBS	\$671.00
108057	50" BUCKET, 20" BACK TOOTH	8.59 CU FT	218 LBS	\$1,007.00
108062	52" BUCKET, 20" BACK SMOOTH	8.87 CU FT	300 LBS	\$686.00
108067	52" BUCKET, 20" BACK TOOTH	8.87 CU FT	215 LBS	\$1,024.00
108072	54" BUCKET, 20" BACK SMOOTH	9.29 CU FT	215 LBS	\$704.00
108077	54" BUCKET, 20" BACK TOOTH	9.29 CU FT	215 LBS	\$1,038.00
Includes D-Ring and holes for bolt-on edge (p.59) For 60" and larger, use full size bucket pricing.				

## MINI BUCKET -SNOW & MULCH



PRODUCT #	MODEL	STRUCK CAP.	WEIGHT	RETAIL
108503	34" BUCKET, SNOW/MULCH, 22" BACK	8.51 CU FT	101 LBS	\$858.00
108505	36" BUCKET, SNOW/MULCH, 22" BACK	9.41 CU FT	249 LBS	\$875.00
108510	44" BUCKET, SNOW/MULCH, 22" BACK	11.50 CU FT	275 LBS	\$892.00
108512	48" BUCKET, SNOW/MULCH, 22" BACK	12.09 CU FT	325 LBS	\$915.00
108515	50" BUCKET, SNOW/MULCH, 22" BACK	13.64 CU FT	310 LBS	\$932.00
108517	52" BUCKET, SNOW/MULCH, 22" BACK	12.55 CU FT	331 LBS	\$972.00
108518	54" BUCKET, SNOW/MULCH, 22" BACK	14.09 CU FT	450 LBS	\$997.00
108520	60" BUCKET, SNOW/MULCH, 3/16" WRAP	15.17 CU FT	450 LBS	\$1,084.00
108685	44" BUCKET, SNOW/MULCH, HIGH BACK W/MESH	12.31 CU FT	400 LBS	\$1,126.00
108690	48" BUCKET, SNOW/MULCH, HIGH BACK W/MESH	13.5 CU FT	350 LBS	\$1,254.00
108513	48" BUCKET, SNOW/MULCH	1 YARD	517 LBS	\$1,493.00
108612	48" BUCKET, SNOW/MULCH, 1/4 WRAP	1 YARD		\$1,746.00

See p.58 for bolt-on edge & tooth bar pricing.

## MINI FORK -GRAPPLE



PRODUCT #	MODEL	LIFT CAP.	WEIGHT	RETAIL
306005	GRAPPLE FORK, 42" TINES	3,000 LBS	165 LBS	\$1,810.00
306000	GRAPPLE FORK, 36" TINES	3,000 LBS	405 LBS	\$1,724.00

Not included in fork program.

## MINI FORK HYDRAULIC-NURSERY



PRODUCT #	MODEL	WEIGHT	RETAIL
114088	NURSERY FORK, 2,000 LBS LIFT CAPACITY	785 LBS	\$2,650.00

For walk-behind and mini skid steers. Not included in fork program.

## MINI FORKS -PALLET



PRODUCT #	MODEL	WEIGHT	RETAIL
313940	1 1/4"X 36" TINES, PALLET FORK, LOW PROFILE	250 LBS	\$857.00
313950	1 1/4" X 42" TINES, PALLET FORK, LOW PROFILE	280 LBS	\$878.00
313970	1 1/2" X 48" TINES, PALLET FORK, LOW PROFILE	330 lbs	\$897.00
314002	1 1/4" X 36" TINES, PALLET FORK	240 LBS	\$927.00
314001	1 1/4" X 42" TINES, PALLET FORK	313 LBS	\$949.00
314000	1 1/2" X 48" TINES, PALLET FORK	313 LBS	\$962.00
314040	24" TINES, PALLET FORK, 1,300 LBS CAP	180 LBS	\$1,720.00

For walk-behind and mini skid steers. Quantity pricing on page 6.

## MINI FORKS -HYDRAULIC PALLET



PRODUCT #	MODEL	LIFT CAP.	WEIGHT	RETAIL
114045	PALLET FORK, HYDRAULIC, 48" TINES	4,000 LBS	419 LBS	\$2,286.00

Not included in fork program.



## MINI GRAPPLE -BUCKET



PRODUCT #	MODEL	WEIGHT	RETAIL
106020	36" GRAPPLE BUCKET, SINGLE CLAMP	342 LBS	\$2,129.00
106030	38" GRAPPLE BUCKET, SINGLE CLAMP	350 LBS	\$2,176.00
106032	42" GRAPPLE BUCKET, SINGLE CLAMP	358 LBS	\$2,243.00
106035	44" GRAPPLE BUCKET, SINGLE CLAMP	350 LBS	\$2,465.00
106045	50" GRAPPLE BUCKET, SINGLE CLAMP	370 LBS	\$2,676.00
106036	44" GRAPPLE BUCKET, DUAL CLAMP	441 LBS	\$2,974.00
106042	50" GRAPPLE BUCKET, DUAL CLAMP	488 LBS	\$2,992.00
<i>Bolt on edge, hoses, and couplers included.</i>			

## MINI GRAPPLE -RAKE



PRODUCT #	MODEL	WEIGHT	RETAIL
107105	42" GRAPPLE RAKE	350 LBS	\$2,469.00
107110	48" GRAPPLE RAKE	360 LBS	\$2,725.00
107120	60" GRAPPLE RAKE	450 LBS	\$2,905.00

## MINI GRAPPLE -ROCK BUCKET

PRODUCT #	MODEL	WEIGHT	RETAIL
108311	42" BUCKET, ROCK W/GRAPPLE	425 LBS	\$2,036.00
108316	48" BUCKET, ROCK W/GRAPPLE	450 LBS	\$2,142.00
108318	54" BUCKET, ROCK W/GRAPPLE, DUAL TOP CLAMPS	380 LBS	\$3,044.00

## MINI GRAPPLE -ROOT



PRODUCT #	MODEL	WEIGHT	RETAIL
106022	36" GRAPPLE, ROOT, SINGLE TOP CLAMP	350 LBS	\$2,129.00
106025	38" GRAPPLE ROOT, SINGLE TOP CLAMP	360 LBS	\$2,176.00
106031	42" GRAPPLE ROOT, SINGLE TOP CLAMP	450 LBS	\$2,243.00
106033	44" GRAPPLE ROOT, SINGLE TOP CLAMP	358 LBS	\$2,465.00
106040	50" GRAPPLE ROOT, SINGLE TOP CLAMP	368 LBS	\$2,676.00
106043	50" GRAPPLE ROOT, DOUBLE TOP CLAMP	500 LBS	\$2,992.00
106425	54" GRAPPLE ROOT, SEVERE DUTY	520 LBS	\$5,574.00
106435	60" GRAPPLE ROOT, SEVERE DUTY	550 LBS	\$5,649.00
<i>Heavy Duty Cylinder (covered), one piece grapple, 1" greaseable pins and bushings.</i>			

## MINI LAND PLANE



PRODUCT #	MODEL	WEIGHT	RETAIL
115030	49" WIDE, LAND PLANE	275 LBS	\$1,012.00

## MINI LOG GRAPPLE



PRODUCT #	MODEL	WEIGHT	RETAIL
106715	LOG GRAPPLE, MANUAL ROTATION, 2000 CAP	337 LBS	\$2,527.00
106720	LOG GRAPPLE, HYDRAULIC ROTATION, 2,000 CAP (REQ'S WIRE HARNESS)	330 LBS	\$3,576.00
200010	UNIVERSAL WIRE HARNESS	1 LBS	\$267.66

## MINI LOG SPLITTER



PRODUCT #	MODEL	WEIGHT	RETAIL
150000	LOG SPLITTER, 25 TON, TRADITIONAL STYLE	475 LBS	\$3,935.00

## MINI POST DRIVER - VIBRATORY

*Fast, compact, and excellent visibility. Specify base unit, mount, adapters, & electric harness. Wire harness for tilt unit only.*



PRODUCT #	MODEL	WEIGHT	RETAIL
100500	POST DRIVER, VIBRATORY, CASE DRAIN REQ	264 LBS	\$9,080.00
100505	POST DRIVER, VIBRATORY, W/TILT	400 LBS	\$10,050.00
100510	VIBRATORY TILT OPTION	123 LBS	\$2,965.00
100555	VIBRATING POST MOUNT	125 LBS	\$641.00
100515	4" ADAPTER	15 LBS	\$179.00
100520	6" ADAPTER	17 LBS	\$191.00
100525	9" ADAPTER	27 LBS	\$338.00
100527	10" ADAPTER	37 LBS	\$365.00
100530	12" ADAPTER (AVAILABLE IN SQUARE/ROUND)	50 LBS	\$402.00
200010	UNIVERSAL WIRE HARNESS	1 LBS	\$267.66

## POWER RAKE -HEAVY DUTY SERIES 2



PRODUCT #	MODEL	WEIGHT	RETAIL
132407	48" POWER RAKE, HD2, REPLACEABLE TEETH	528 LBS	\$7,752.00
132408	60" POWER RAKE, HD2, REPLACEABLE TEETH	580 LBS	\$7,968.00
132409	72" POWER RAKE, HD2, REPLACEABLE TEETH	600 LBS	\$8,208.00
132400	48" POWER RAKE, HD2, FIXED TEETH	526 LBS	\$7,583.00
132401	60" POWER RAKE, HD2, FIXED TEETH	584 LBS	\$7,795.00
132402	72" POWER RAKE, HD2, FIXED TEETH	714 LBS	\$8,030.00
132403	MINI MOUNT, HEAVY DUTY SERIES 2	94 LBS	\$1,085.00
132406	HD2 HOSE KIT FOR MANUAL ANGLE	10 LBS	\$228.00
<i>Requires manual angle hoses, sold separately. HD2 units require mount 132403, sold separately. High torque, manual angle. (Hydraulic angle not available.) Flow range 10-23 GPM.</i>			

## MINI ROTOTILLER



PRODUCT #	MODEL	WEIGHT	RETAIL
129005	48" ROTOTILLER (Add \$300 for Bobcat MT mount)	382 LBS	\$5,208.00
129007	56" ROTOTILLER (Add \$300 for Bobcat MT mount)	410 LBS	\$5,946.00

## MINI SNOW PUSHER *Available with poly skid shoes.*



PRODUCT #	MODEL	WEIGHT	RETAIL
120305	42" SNOW PUSHER, W/RUBBER EDGE	271 LBS	\$1,143.00
120310	48" SNOW PUSHER, W/RUBBER EDGE	271 LBS	\$1,200.00
120320	60" SNOW PUSHER, W/RUBBER EDGE	320 LBS	\$1,481.00
120325	SNOW PUSHER, PULLBACK OPTION FOR 60"	320 LBS	\$456.00
220308	POLY SKID SHOE (REQ 2)	10 LBS	\$197.00

## MINI SOD ROLLER



PRODUCT #	MODEL	WEIGHT	RETAIL
102200	36" SOD ROLLER	225 LBS	\$1,017.00
102202	36" SOD ROLLER, 32" ARM	205 LBS	\$871.00
102206	42" SOD ROLLER, 32" ARM	215 LBS	\$921.00
102210	42" SOD ROLLER, 40" ARM	245 LBS	\$1,076.00
102215	50" SOD ROLLER, 40" ARM	255 LBS	\$1,135.00
102216	50" SOD ROLLER, 32" ARM	245 LBS	\$1,135.00
302305	ADJUSTABLE SOD ROLLER FITS 36"-48"	250 LBS	\$1,469.00

## MINI STUMP BUCKET



PRODUCT #	MODEL	WEIGHT	RETAIL
101990	42" STUMP BUCKET, 3/8" STEEL	123 LBS	\$844.00

*For digging stumps, shrubs, and trenches. Add \$194 for JD400/500 Mount.*

## MINI TRAILER SPOTTER



PRODUCT #	MODEL	WEIGHT	RETAIL
112012	TRAILER SPOTTER, 2" RECEIVER	48 LBS	\$430.00

## MINI TREE BOOM



PRODUCT #	MODEL	WEIGHT	RETAIL
112007	TREE BOOM, MINI, 1,500 LBS CAP	88 LBS	\$796.00

## MINI TRENCHER



PRODUCT #	MODEL	WEIGHT	RETAIL
131110	36" DEPTH 4" DIRT CHAIN, 8-14 GPM	310 LBS	\$4,870.00
131115	36" DEPTH 6" DIRT CHAIN, 8-14 GPM	600 LBS	\$4,888.00
131100	36" DEPTH 4" COMBO CHAIN, 8-14 GPM	685 LBS	\$4,761.00
131125	36" DEPTH 4" COMBO CHAIN, 13-25 GPM	625 LBS	\$5,119.00
131104	36" DEPTH 6" COMBO CHAIN, 6.2 CID MOTOR, 8-14 GPM	700 LBS	\$4,926.00
131130	36" DEPTH 6" COMBO CHAIN, 8-14 GPM	575 LBS	\$5,261.00
131107	36" DEPTH 8" COMBO CHAIN, 8-14 GPM	715 LBS	\$4,952.00
131140	36" DEPTH 4" ROCK CHAIN, 8-14 GPM	625 LBS	\$5,172.00
131145	36" DEPTH 6" ROCK CHAIN, 8-14 GPM	580 LBS	\$5,300.00

*Planetary drive, extended auger, self-adjusting crumber*

## FORKLIFT ATTACHMENTS

INDUSTRIAL JIB.....	58
PUSH BROOM.....	58
WORK PLATFORM.....	58

### FORKLIFT INDUSTRIAL JIB



PRODUCT #	MODEL	WEIGHT	RETAIL
118000	INDUSTRIAL JIB, ADJUSTABLE, 6,000 CAP	450 LBS	\$2,070.00
118050	INDUSTRIAL JIB, 10,000 CAP, RIGID LENGTH	345 LBS	\$3,853.00
118060	INDUSTRIAL JIB, 10,000 CAP, RETRACTED, 4500 LBS CAP	885 LBS	\$5,485.00

### FORKLIFT PUSH BROOM



PRODUCT #	MODEL	WEIGHT	RETAIL
116032	60" PUSH BROOM, W/8 ROWS OF BRISTLES	206 LBS	\$1,476.00
116034	72" PUSH BROOM, W/8 ROWS OF BRISTLES	239 LBS	\$1,846.00
116016	60" PUSH BROOM, HD, W/11 ROWS OF BRISTLES	216 LBS	\$1,720.00
116017	72" PUSH BROOM, HD, W/11 ROWS OF BRISTLES	262 LBS	\$2,089.00
116019	96" PUSH BROOM, HD, W/11 ROWS OF BRISTLES	357 LBS	\$2,825.00
116020	MOUNT, FORK SLOT	52 LBS	\$407.00
<i>Specify base broom and mount.</i>			

### FORKLIFT WORK PLATFORM



PRODUCT #	MODEL	WEIGHT	RETAIL
117010	4'X6' WORK PLATFORM	305 LBS	\$2,524.00
117015	4'X8' WORK PLATFORM	557 LBS	\$2,795.00
117016	4'X8' WORK PLATFORM, W/LARGE FORK POCKETS	675 LBS	\$3,487.00
117020	4'X9'X8" WORK PLATFORM	875 LBS	\$2,835.00
117021	4'X9' WORK PLATFORM, W/LARGE FORK POCKETS	675 LBS	\$3,194.00
117025	4'X12' WORK PLATFORM*	750 LBS	\$3,304.00
117026	4'X12' WORK PLATFORM, W/LARGE FORK POCKETS*	890 LBS	\$3,835.00
<i>Meets or exceeds OSHA specs. Sides fold down and doors on both ends.</i>			
<i>*Host machine must have outrigger stabilizers to meet OSHA compliance.</i>			

## GENERAL ACCESSORIES

BOLT-ON EDGE.....	59	BREAKER TOOLS, PYRAMID.....	60
TOOTH BAR.....	59	CONVERSION PLATE.....	60
BREAKER TOOLS, CHISEL.....	60	PALLET TINES.....	60
BREAKER TOOLS, MOIL.....	60		

## BOLT-ON EDGE



PRODUCT #	MODEL	WEIGHT	RETAIL
309102	34" BOLT-ON EDGE	33 LBS	\$170.00
309104	36" BOLT-ON EDGE	35 LBS	\$175.00
309105	38" BOLT-ON EDGE	37 LBS	\$180.00
309106	42" BOLT-ON EDGE	42 LBS	\$185.00
309107	44" BOLT-ON EDGE	43 LBS	\$190.00
309108	45" BOLT-ON EDGE	44 LBS	\$195.00
309103	47" BOLT-ON EDGE	45 LBS	\$200.00
309109	48" BOLT-ON EDGE	47 LBS	\$200.00
309110	50" BOLT-ON EDGE	49 LBS	\$210.00
309111	52" BOLT-ON EDGE	51 LBS	\$220.00
309112	54" BOLT-ON EDGE	53 LBS	\$230.00
309113	56" BOLT-ON EDGE	78 LBS	\$240.00
309115	60" BOLT-ON EDGE	59 LBS	\$270.00
309116	63.5" BOLT-ON EDGE	62 LBS	\$314.00
309120	66" BOLT-ON EDGE	65 LBS	\$288.00
309125	72" BOLT-ON EDGE	70 LBS	\$299.00
309127	74" BOLT-ON EDGE	72 LBS	\$314.00
309130	78" BOLT-ON EDGE	76 LBS	\$319.00
309133	80" BOLT-ON EDGE	70 LBS	\$328.00
309140	84" BOLT-ON EDGE	82 LBS	\$339.00
309145	90" BOLT-ON EDGE	88 LBS	\$359.00
309147	94" BOLT-ON EDGE	92 LBS	\$366.00
309150	96" BOLT-ON EDGE	94 LBS	\$379.00
309155	102" BOLT-ON EDGE	100 LBS	\$399.00
<i>Bolt holes are 6" on center. Overall length is one inch more than the item description.</i>			

## TOOTH BAR - BLUE DIAMOND BUCKETS



PRODUCT #	MODEL	WEIGHT	RETAIL
109010	36" TOOTH BAR	48 LBS	\$381.00
109015	42" TOOTH BAR	56 LBS	\$432.00
109017	44" TOOTH BAR	66 LBS	\$448.00
109020	45" TOOTH BAR	60 LBS	\$463.00
109018	48" TOOTH BAR	60 LBS	\$463.00
109024	52" TOOTH BAR	50 LBS	\$479.00
109025	60" TOOTH BAR	80 LBS	\$494.00
109030	66" TOOTH BAR	88 LBS	\$543.00
109035	72" TOOTH BAR	96 LBS	\$604.00
109040	78" TOOTH BAR	104 LBS	\$620.00
109045	84" TOOTH BAR	112 LBS	\$668.00
109096	96" TOOTH BAR	114 LBS	\$780.00
<i>Heavy duty side pin cast teeth, bolts included (measure bucket ID) Blue Diamond® toothbars may not fit other brand buckets.</i>			

**BREAKER TOOL - CHISEL**

PRODUCT #	MODEL	WEIGHT
235000	FITS HB50	7 LBS
235005	FITS HB95	14 LBS
235010	FITS HB165	24 LBS
235015	FITS HB210	34 LBS
235020	FITS HB300	47 LBS
235025	FITS HB400	59 LBS
235030	FITS HB530	69 LBS
235035	FITS HB950	111 LBS
235050	FITS HB1400	
235042	FITS HB1800	147 LBS

**BREAKER TOOL - MOIL**

PRODUCT #	MODEL	WEIGHT
235001	FITS HB50	7 LBS
235006	FITS HB95	12 LBS
235011	FITS HB165	24 LBS
235016	FITS HB210	27 LBS
235021	FITS HB300	47 LBS
235026	FITS HB400	54 LBS
235031	FITS HB530	69 LBS
235036	FITS HB950	111 LBS
235051	FITS HB1400	
235040	FITS HB1800	147 LBS

**BREAKER TOOL - PYRAMID**

PRODUCT #	MODEL	WEIGHT
235002	FITS HB50	7 LBS
235007	FITS HB95	14 LBS
235012	FITS HB165	21 LBS
235017	FITS HB210	34 LBS
235022	FITS HB300	44 LBS
235027	FITS HB400	53 LBS
235032	FITS HB530	375 LBS
235037	FITS HB950	60 LBS

**CONVERSION PLATES**

PRODUCT #	HOST MACHINE	ATTACHMENT MOUNT	WEIGHT	RETAIL
125010	MINI UNIVERSAL	SKID STEER	189 LBS	\$1,156.00
125075	EURO/AG	SKID STEER	189 LBS	\$1,128.00
125108	JD 400/500	SKID STEER	178 LBS	\$1,136.00
125110	JD 600/700	SKID STEER	265 LBS	\$1,525.00
125005	BOBCAT MT	MINI UNIVERSAL	84 LBS	\$1,060.00
125012	SKID STEER	MINI UNIVERSAL	147 LBS	\$1,418.00
125013	SKID STEER	BOBCAT MT	250 LBS	\$1,063.00
125055-00	SKID STEER	ANY (WELD-ON)	189 LBS	\$1,060.00

**PALLET FORK TINES (PRICED PER TINE)**

PRODUCT #	CLASS	CAPACITY	SIZE	RETAIL
114109	2	3,530 LBS	1 1/4" X 4" X 36"	\$186.00
114115	2		1 1/4" X 4" X 42"	\$228.00
114118	2		1 1/4" X 4" X 54"	\$248.00
114113	2	5,250 LBS	1 1/2" X 4" X 42"	\$244.00
114120	2		1 1/2" X 4" X 48"	\$255.00
114121	2	5,500 LBS	1 1/2" X 4" X 54"	\$265.00
114130	2	5,250 LBS	1 1/2" X 4" X 60"	\$328.00
114123	2	6,800 LBS	1 3/4" X 4" X 42"	\$259.00
114125	2		1 3/4" X 4" X 48"	\$314.00
114133	2		1 3/4" X 4" X 54"	\$308.00
114135	2	6,990 LBS	1 3/4" X 4" X 60"	\$372.00
114145	2		1 3/4" X 4" X 72"	\$531.00
114149	2		1 3/4" X 4" X 96"	\$886.00
114210	3		1 3/4" X 5" X 48"	\$369.00
114200	3	8,200 LBS	1 3/4" X 5" X 60"	\$376.00
114203	3	8,400 LBS	2" X 4" X 48"	\$356.00
114205	3	10,000 LBS	2" X 5" X 60"	\$402.00
114250	3		2" X 5" X 72"	\$622.00
114255	3		2" X 5" X 84"	\$765.00
114260	3		2" X 5" X 96"	\$1,012.00



January 25, 2021

Matt Pettit  
G.W. Van Keppel Co.  
1801 N. 9<sup>th</sup> St  
Kansas City, KS 66111

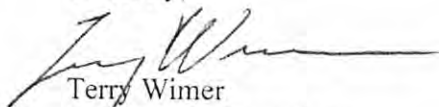
Dear Matt:

Ref: Confirmation of Territory

I am sending this letter to confirm that G.W. Van Keppel Co. is the only authorized Broce Broom dealer for the Broce models FMJ470 and MK-1 units for state of Oklahoma. This authorization includes the sale of the FMJ470 Broce Broom, MK-1, and replacement parts.

If you have any questions, please feel free to give me a call. The toll-free number for Broce's corporate office is 866-579-2488.

Sincerely,



Terry Wimer  
Sr VP Sales Operations  
Broce Manufacturing Company, Inc.

Celebrating 55 years as the leader in construction & road sweepers.

PO Box 1187  
Norman, OK 73070-1187

Sales: (866) 579-2488  
Office: (405) 579-2488

[www.brocebroom.com](http://www.brocebroom.com)



# CONTRACT

State of Oklahoma

Dispatch via Print

**Supplier** 0000517452  
ORANGE POWER GROUP LLC  
9000 N I-35 SERVICE RD  
OKLAHOMA CITY OK 73131-5216  
USA

<b>Contract ID</b> 0000000000000000000000005974			Page 1 of 1	
<b>Contract Dates</b> 10/06/2020 to 10/31/2021		<b>Currency</b> USD	<b>Rate Type</b> CRRNT	<b>Rate Date</b> PO Date
<b>Description:</b> SW195 Road Maintenance			<b>Contract Maximum</b> 0.00	
<b>Allow Open Item Reference</b>				
<b>TYPE: STATEWIDE</b>				

Tax Exempt? Y Tax Exempt ID:736017987

## Contract Lines:

Line #	Cat CD / Item ID / Item Desc	UOM	Minimum Order		Maximum / Open	
			Qty	Amt	Qty	Amt
1	20111610 / Trencher Agency to fill in Brand and Model and Price.	EA	0.00	0.00	0.00	0.00
Contract Base Pricing			0.00000	EA	0001	

## COMMENTS:

SW195 Ditch Witch - Road Maintenance Equipment

Contract Period: 11/01/2018 - 10/31/2019  
Agreement Period: 11/01/2017 - 10/31/2022

Primary Contact:  
Mark Taylor  
Email:  
mark@ditchwitchok.com

Final = The price is final after adjustments  
Hard = Apply adjustments regardless of other adjustments  
Skip = Skip adjustments if any other adjustments have been applied

Authorized Signature





EFFECTIVE 2/1/21

<b>PRICES ARE FOB FREELAND, MI with payment terms of 30 days after SHIP DATE. Prices are subject to change.</b>	<b>LIST PRICE</b>
<b>PLEASE NOTE: When options are described as being required, they are not included in the price. For example, a 2 ton dump box trailer requires the tandem axle frame upgrade, therefore the tandem axle frame must be added to the 2 ton trailer pricing</b>	
<b>Description</b>	
<b>Quick Ship Models</b>	
<b>2 Ton Roadway</b> -battery charger and 24 hour timer - only slow moving decals and 5lb fire extinguisher can be added to this model	\$ 18,103
<b>2 Ton Transporter</b> - battery charger package, 24 hour timer, dump box, 16' frame, 16" tires, release agent sprayer basket, LED lighting upgrade, LED night work lights, strobe warning lights, 3 position tool holder	\$ 34,243
<b>4 Ton Transporter</b> - battery charger package, 24 hour timer, dump box, 16' frame, 16" tires, release agent sprayer basket, LED lighting upgrade, LED night work lights, strobe warning lights, 3 position tool holder	\$ 37,647
<b>4 Ton Recycler</b> - battery charger package, dual burner recycling package, 24 hour timer, dump box, 16' frame, 16" tires, release agent sprayer basket, LED lighting upgrade, LED night work lights, strobe warning lights, 3 position tool holder	\$ 43,360
<b>6 Ton Recycler</b> - battery charger package, dual burner recycling package, 24 hour timer, dump box, 19' frame, 16" tires, release agent sprayer basket, LED lighting upgrade, LED night work lights, strobe warning lights, 3 position tool holder	\$ 63,816
<b>Quick Ship Options</b>	
30 gallon heated/insulated tack tank	\$ 4,647
Rejuvenator Spray System - 5.5 HP Motor	\$ 4,154
Rejuvenator spray system hose reel	\$ 912
Pour pot mounting bracket	\$ 209
LP torch with 20lb bracket	\$ 616
plate compactor basket (24"x24")	\$ 375
hoist with 12-volt winch	\$ 3,221

Bomag bvp18/45-2	\$ 3,493
VIBCO GR-1600 Roller	\$ 3,721
spare tire holder	\$ 397
spare tire on 16in wheel	\$ 353
5lb extinguisher	\$ 279
wheel chocks	\$ 216
document holder	\$ 125
slow moving vehicle stickers	\$ 84
<b>Trailers</b>	
<b>1 Ton Mini Trailer</b> - 12-volt battery, single vapor draw propane burner, auto temp, electric brakes with safety breakaway, single axle w/ tubular steel frame , battery charger package- 3,500 lb GVWR, 16" tires, hopper tarp cover, bracket for 30 lb cylinder and shoveling apron, 24 hour timer. Limited options	\$ 13,106
<b>2 Ton Trailer</b> - 12-volt battery, single diesel or vapor draw propane burner, auto temp, VIP, one piece ceramic combustion chamber, electric brakes with safety breakaway, single axle w/ tubular steel frame - 7,000 lb GVWR, 16" tires, manual loading and unloading doors, battery charger package, limited options, 16' frame, 2 red and 1 amber light per side.	\$ 22,926
<b>3 Ton Trailer</b> - 12-volt battery, single diesel or vapor draw propane burner, auto temp, VIP, one piece ceramic combustion chamber, electric brakes with safety breakaway, tandem axle w/ tubular steel frame - 14,000 lb GVWR, 16" tires, manual loading and unloading doors, battery charger package, 16' frame, 2 red and 1 amber light per side	\$ 27,699
<b>4 Ton Trailer</b> - 12-volt battery, single diesel or vapor draw propane burner, auto temp, VIP, one piece ceramic combustion chamber, electric brakes with safety breakaway, tandem axle w/ tubular steel frame - 14,000 lb GVWR, 16" tires, manual loading and unloading doors, battery charger package, 16' frame, 2 red and 1 amber light per side.	\$ 29,860

<b>6 Ton Trailer</b> - 12-volt battery, diesel or vapor draw propane heat source, dual burner recycling package, 24 hour timer, auto temp, dump box,VIP, one piece ceramic combustion chamber, electric brakes with safety breakaway, tandem torsion axle w/ tubular steel frame - 20,000 lb GVWR, 17.5" tires, 19' frame, manual bifold loading doors, manual unloading door, battery charger package, 2 red and 1 amber light per side.	\$ 62,449
oil jacketed hopper (2 to 4 tons)	\$ 4,816
tandem axle frame	\$ 2,353
dump box	\$ 5,993
Dump Box Power Up & Power Down Hydraulic Capability	\$ 621
two diesel burners -includes 24-hour timer	\$ 5,779
two diesel burners -includes 7-day timer	\$ 5,926
two vapor draw propane burners	\$ 5,779
two liquid draw propane burners	\$ 5,991
electric overnight heat - 110V system	\$ 2,868
electric overnight heat - 240V system	\$ 3,272
short frame	\$ 662
extended frame 2 ft - total frame length 18'	\$ 2,500
extended frame 4 ft - total frame length 20'	\$ 3,360
surge brakes	\$ 1,669
<b>Slip-Ins</b>	
<b>2 Ton Slip-in</b> - 12-volt battery, single diesel burner, auto temp, VIP, one piece ceramic combustion chamber, manual loading and unloading doors, shoveling apron, fork pockets, battery charger package- limited options	\$ 17,478
<b>3 Ton Slip-in</b> - 12-volt battery, single diesel burner or vapor draw propane burner, auto temp, VIP, one piece ceramic combustion chamber, hydraulic loading and unloading doors, shoveling apron, fork pockets, battery charger package	\$ 29,897
<b>4 Ton Slip-in</b> - 12-volt battery, single diesel burner or vapor draw propane burner, auto temp, VIP, one piece ceramic combustion chamber, hydraulic loading and unloading doors, shoveling apron, fork pockets, battery charger package	\$ 30,735
<b>5 Ton Slip-in</b> - 12-volt battery, single diesel burner or vapor draw propane burner, auto temp, VIP, one piece ceramic combustion chamber, hydraulic loading and unloading doors, shoveling apron, fork pockets, battery charger package	\$ 38,912

<b>6 Ton Slip-in</b> - 12-volt battery, diesel burner or vapor draw propane burner, dual burner recycling package, 24 hour timer, auto temp, VIP, one piece ceramic combustion chamber, hydraulic loading and unloading doors, shoveling apron, fork pockets, battery charger package	\$ 50,603
<b>8 Ton Slip-in</b> - 12-volt battery, diesel burner or vapor draw propane burner, dual burner recycling package, 24 hour timer, auto temp, VIP, one piece ceramic combustion chamber, hydraulic bifold loading doors , hydraulic unloading door, shoveling apron, fork pockets, battery charger package	\$ 70,169
<b>10 Ton Slip-in</b> - 12-volt battery, dual diesel burner recycling package, 24 hour timer, auto temp, VIP, one piece ceramic combustion chamber, hydraulic bifold loading doors, hydraulic unloading door, shoveling apron, fork pockets, battery charger package	\$ 110,772
Pump for on-board hydraulics	\$ 2,199
Self dumping truck mount chassis	\$ 6,559
hook lift	\$ 5,581
<b>Standalone Tack Distributors</b>	
<b>150 gallon tack trailer</b> - 12-volt battery, single 7,000 lb double eye axle, electric brakes w/safety breakaway, single diesel burner, insulated, 24"x24" clean out port, insulated, (2) LED 4" red S/T/T lights (1 per side), spray system, hose reel, battery charger package, vip, 16" tires	\$ 22,765
<b>150 gallon tack truck mount</b> - 12-volt battery, single diesel burner, 24"x24" clean out port, insulated, spray system, hose reel, battery charger package, vip	\$ 16,493
<b>250 gallon tack trailer</b> - 12-volt battery, single 7,000 lb double eye axle, electric brakes w/safety breakaway, single diesel burner, 24"x24" clean out port, insulated, (2) LED 4" red S/T/T lights (1 per side), spray system, hose reel, battery charger package, vip, 16" tires	\$ 24,728
<b>250 gallon tack truck mount</b> - 12-volt battery, single diesel burner, 24"x24" clean out port, insulated, spray system, hose reel, battery charger package, vip	\$ 18,015
<b>500 gallon tack trailer</b> - 12-volt battery, single diesel burner, insulated, electric brakes w/safety breakaway, tandem axle, 24"x24" clean out port, (2) LED 4" red S/T/T lights (1 per side), spray system, hose reel, battery charger package, vip	\$ 29,265
8' adjustable spray bar	\$ 2,463

electric start	\$ 250
in-cab control for spray bar	\$ 4,147
remote control for spray bar	\$ 338
reversing pump	\$ 5,125
<b>Lighting Options</b>	
night work lights (LED)	\$ 507
arrow board LED	\$ 1,956
arrow stick LED	\$ 1,522
backup lights	\$ 294
warning strobe (rotating beacon)	\$ 551
Extra Marker Lights for Quebec Trailers	\$ 121
<b>Tires</b>	
16" spare tire on wheel	\$ 353
17.5" Spare tire on wheel	\$ 713
spare tire holder	\$ 397
<b>Tack Tank Options</b>	
15 Gallon heated oil jacketed tack tank	\$ 7,375
15 gallon heated/insulated	\$ 4,478
15 gallon non-heated/non-insulated	\$ 2,412
30 Gallon heated Oil-Jacketed tack tank	\$ 7,816
30 gallon heated/insulated	\$ 4,647
30-Gallon non-heated/non-insulated	\$ 1,713
30 gallon insulated/non heated	\$ 2,471
Rejuvenator Spray System - 5.5 HP Motor	\$ 4,154
Rejuv spray system hose reel	\$ 912
<b>Compaction Equipment and Mounting Options</b>	
hoist with 12-volt winch	\$ 3,221
bomag bvp18/45-2	\$ 3,493
bomag bvp18/45-2w	\$ 3,882
plate compactor basket (24"x24")	\$ 375
vibco gr basket (30"x30")	\$ 507
Rear Hydraulic Plate Compactor Basket	\$ 2,096
VIBCO GR-1600 Roller	\$ 3,721
VIBCO GR-3200 Roller	\$ 13,257
<b>Other Equipment Options</b>	
24 hour timer	\$ 419
7 day timer	\$ 551
2ft trailer hitch	\$ 235
3ft trailer hitch	\$ 279
5lb extinguisher	\$ 279
10lb extinguisher	\$ 349
3" Pintle Eye	\$ 147
50/550 thermometer	\$ 537

10K drop leg jack	\$	404
Additional SRM24 12-Volt Battery	\$	382
backup alarm	\$	218
bifold loading doors	\$	1,659
cold weather package	\$	1,647
custom color match	\$	632
document holder	\$	125
emergency stop button	\$	471
flaming river disconnect switch	\$	351
hopper extensions	\$	581
hopper access step	\$	294
hour meter	\$	194
Hydraulic Loading Doors	\$	2,794
Hydraulic Unloading Door	\$	2,044
loading door gas assist shocks	\$	478
lockable battery boxes	\$	228
LP torch with 20lb bracket	\$	616
LP torch with 60lb bracket	\$	1,184
LP torch hose reel	\$	912
pendant bracket	\$	68
Pour pot mounting bracket	\$	209
Railing for Hopper Access Platform	\$	640
release agent basket	\$	360
Sight glass for diesel fuel tank	\$	121
slow moving vehicle stickers	\$	84
solar battery maintainer	\$	353
solvent tank	\$	485
tool box (25x10x10)	\$	471
Tool Holder - 2-position	\$	125
Tool Holder - 3-Positions	\$	141
tool holder - 5 positions	\$	266
tool holder fender clips (for 2 shovels)	\$	188
tread plate for open floor extension	\$	194
Upgrade to 9k Suspension - Tandem Axle Trailer	\$	1,431
Voltmeter	\$	84
washdown system with hose reel	\$	1,882
water tank	\$	891

## Price list

# SP 15i

### Scope of supply – basic machine

- Engine: 4-CYLINDER DIESEL ENGINE TYPE DEUTZ TCD 4.1 L4
- Rated power at 2,100 r.p.m.: 95 kW / 127.4 HP / 129.2 PS
- Exhaust standard: EU Stage 4 / US Tier 4f

### MAIN FRAME

- Sturdy machine frame for accommodating two track units at the front and one track unit at the rear

### DRIVE UNIT AND HYDRAULIC SYSTEM

- 58 gal / 220 l fuel tank
- 58 gal / 220 l hydraulic oil tank
- Electrical system (24 V)
- Pressure-and-flow-controlled hydraulic pump in the open circuit for driving the track units
- Pressure-and-flow-controlled hydraulic pump in the open circuit for driving the hydraulic or electric vibrators
- Pressure-controlled hydraulic pump in the open circuit for all cylinder functions
- Proportionally controlled hydraulic pump, closed circuit, for driving the auger conveyor or belt conveyor
- Digital control system with LCD display providing the operator with all pertinent information and allowing parameter settings, e.g. free choice of languages (D / GB / F / E / NL), to be made via a menu.
- Proportional electrohydraulic levelling and steering by means of a PLC system including two leveling sensors, two steering sensors and one slope sensor
- Sensor mounting brackets, adjustable in height and range

### ADVANCE DRIVE

- Three hydraulically driven track units, 4 ft 5 in / 1.34 m long; gear ratio 1:42; including towing device
- Continuously adjustable paving speed from 0 to 49 ft / min / 15 m / min
- Continuously adjustable transport speed from 0 to 115 ft / min / 35 m / min
- Three hydraulic leveling cylinders with a stroke of 3 ft 3 in / 1.00 m
- The rear track unit can be moved along the rear suspension in order to select the most favourable position for the particular application

### SUSPENSION FOR MOULDS ATTACHED TO THE SIDE

- The offset paving moulds can be mounted on the left or right side of the machine
- The mould mount can be telescoped outwards by 2 ft 3 in / 0.70 m per side

### MISCELLANEOUS

- Water tank with 42 gal / 160 l capacity and additional water tank with 76 gal / 290 l capacity
- Pre-fitting for installing the WITOS FleetView control unit

- European design type certification, EuroTest mark and CE conformity

**List price ex subsidiary Wirtgen America**

**USD**

**297,377.00**

### **Mandatory Options**

#### **Paint**

Painting in cream RAL 9001 with orange stripes. The complete lower part of the machine is painted in slate grey RAL 7015.	<b>Standard</b>	<b>2229554</b>	<b>USD</b>	<b>0.00</b>
Monocolor special painting. Cream white color is replaced by a special color (RAL according to customer). The complete lower part of the machine is painted in slate grey RAL 7015.	<b>Option</b>	<b>2229556</b>	<b>USD</b>	<b>1,425.00</b>
Two-color special painting. Cream color is replaced by two special colors (each RAL acc. to customer request). The complete lower part of the machine is painted in slate gray RAL 7015.	<b>Option</b>	<b>2229557</b>	<b>USD</b>	<b>8,224.00</b>
Multi-color special painting. Cream color is replaced by a maximum of two special colors (RAL acc. to customer request). In addition, the lower part of the machine is painted in one special color (RAL acc. to customer request).	<b>Option</b>	<b>2229558</b>	<b>USD</b>	<b>23,180.00</b>

#### **Technical documentation**

Technical documentation - North America country version (US)	<b>Standard</b>	<b>2456347</b>	<b>USD</b>	<b>0.00</b>
--	-----------------	----------------	------------	-------------

#### **Service documentation**

Spare part and application documentation English (EN)	<b>Standard</b>	<b>2456404</b>	<b>USD</b>	<b>0.00</b>
---	-----------------	----------------	------------	-------------

#### **Warranty**

Standard warranty 12 months or 1000 engine operational hours	<b>Standard</b>	<b>100772</b>	<b>USD</b>	<b>0.00</b>
--	-----------------	---------------	------------	-------------

#### **Telematics**

WITOS FleetView includes a control unit (TCU) with a GPS receiver and the usage rights for the web application WITOS FleetView. The web access function offers a compact overview of the machine status including consumption data, working times, position data, error messages and service intervals. (The actual amount of data available depends on the machine type). The availability of WITOS FleetView is guaranteed for 3 years from the date of delivery.	<b>Standard</b>	<b>2483436</b>	<b>USD</b>	<b>0.00</b>
---	-----------------	----------------	------------	-------------

#### **Trimmer**

Trimmer for creating a datum surface before using offset molds. Basic width 2 ft / 0.60 m for mounting on left, material transport to the inside. Diameter 1 ft 8 in / 0.50 m, max. trim depth approx. 0.10 m with	<b>Standard</b>	<b>2133789</b>	<b>USD</b>	<b>0.00</b>
--	-----------------	----------------	------------	-------------

#### **Crawler units**

Two pivoting front track units (parallelogram arms). The parallelogram arm makes it possible to slew the front track units by 7 in / 180 mm inwards each as well as 2 ft 3 in / 680 mm outwards each	<b>Standard</b>	<b>2133798</b>	<b>USD</b>	<b>0.00</b>
--	-----------------	----------------	------------	-------------



<b>Crawler units</b>				
Three track units fitted with polyurethane track pads	Standard	2487561	USD	0.00
<b>Machine lighting</b>				
Lighting system consisting of 3 halogen working lights 24 V for illuminating the working area. The light output is approx. 1750 lumens per headlight. For protection against theft, installation is by plug-in tube masts on each of the track units.	Standard	2152687	USD	0.00
High-performance lighting system consisting of 3 LED working lights 24 V for optimum illumination of the working area. Extremely bright light, shock-resistant and durable. The light output is approx. 3000 lumens per headlight. For protection against theft, installation is by plug-in tube masts on the track units.	Option	2342924	USD	1,737.00
<b>Vibration</b>				
Hydraulic vibrator drive for up to 5 vibrators	Standard	2133795	USD	0.00
Hydraulic vibrator, straight	Option	75721	USD	1,294.00
Hydraulic vibrator, bent	Option	75722	USD	1,294.00
<b>Concrete compacting</b>				
Model without vibrator	Standard	2302880	USD	0.00
<b>Concrete feeding</b>				
Belt conveyor 16 ft 1 in / 4.90 m x 2 ft / 0.60 m, with reversible hydraulic drive. Permits lateral turning hydraulically, setting of the pitch angle and traversing in the lengthways direction	Standard	2131799	USD	0.00
Belt conveyor 18 ft 1 in / 5.50 m x 2 ft / 0.60 m in folding design with reversible hydraulic drive. Permits lateral turning hydraulically, setting of the pitch angle and traversing in the lengthways direction as well as the folding procedure.	Option	2152901	USD	17,073.00
Charging auger 15 ft 1 in x 1 ft 4 in with reversible hydraulic drive. Permits lateral turning hydraulically, setting of the pitch angle and traversing in the lengthways direction	Option	2131802	USD	5,809.00
<b>Concrete feeding</b>				
Steel chute for guiding the concrete from the conveyor/auger into the funnel of the offset molds. Attachment option both on the conveyor belt, folding conveyor belt and on the charging auger	Standard	2153567	USD	0.00
Chute consisting of a steel flange and a rubber hose extension for guiding the concrete from the conveyor/auger into the funnel of the offset molds. Attachment option both on the conveyor belt, folding conveyor belt and on the charging auger	Option	2153568	USD	434.00
<b>Concrete molding</b>				
Model without offset molds	Standard	2094303	USD	0.00
Hopper for C&G mold	Option	2150660	USD	2,382.00

Equipment Options				
Chassis options				
Hydraulic positioning feature for the rear track unit out of the middle position by 2 ft 3 in / 0.675 m to the left or right	Standard	2133804	USD	0.00
Equipment operator's platform				
Umbrella for operator's platform	Standard	2153566	USD	0.00
Trimmer equipment				
Trimmer - extension, 8 in wide, for mounting on the left side	Option	2139662	USD	3,257.00
Trimmer - extension, 1 ft 4 in wide, for mounting on the left side	Standard	2139663	USD	0.00
Water system				
Hydraulically operated high-pressure cleaner for connection to the 510 l water tank.	Standard	2133815	USD	0.00
Leveling				
Two slab tracers for one-sided height scanning of existing reference surfaces	Option	87923	USD	529.00
Third height and steering sensor for tight radii, incl. suspension and changeover box	Standard	2134423	USD	0.00
Leveling				
The 3D leveling pre-fitting includes the mechanical and electrical components needed to use a 3D leveling system. Please specify 3D system manufacturer. (Price without startup on the construction site).	Option	2144823	USD	12,391.00
Wirtgen AutoPilot				
AutoPilot 2.0 is a satellite-based navigation system for offset applications. It controls the steering, height and lateral tilt of the machine fully automatically and allows concrete profiles to be paved without stringlines. It does not require a digital terrain model to be created in advance, but is rather created by the user directly on the construction site using the corresponding rover, taking into account constraint points such as water inlets, hydrants, etc. The rover is an intelligent surveying tool that can record, save and edit position data. The objects created are stored on the corresponding tablet computer, which is then mounted on the machine without any further data transmission and provides the machine with the control data. The system is operated in combination with a laser receiver, an ultrasonic sensor, a slab tracer or a total station (tachymeter) for precise height control. Radio frequency: 868 - 870 MHz (e.g. for Europe). Note that application with reduced satellite reception (e.g. in tree-lined avenues, inner-city areas or tunnel constructions) is only possible	Option	2618721	USD	65,061.00

AutoPilot 2.0 is a satellite-based navigation system for offset applications. It controls the steering, height and lateral tilt of the machine fully automatically and allows concrete profiles to be paved without stringlines. It does not require a digital terrain model to be created in advance, but is rather created by the user directly on the construction site using the corresponding rover, taking into account constraint points such as water inlets, hydrants, etc. The rover is an intelligent surveying tool that can record, save and edit position data. The objects created are stored on the corresponding tablet computer, which is then mounted on the machine without any further data transmission and provides the machine with the control data. The system is operated in combination with a laser receiver, an ultrasonic sensor, a slab tracer or a total station (tachymeter) for precise height control. Radio frequency: 902 - 928 MHz (e.g. for USA). Note that application with reduced satellite reception (e.g. in tree-lined avenues, inner-city areas or tunnel constructions) is only possible with	Option	2618722	USD	65,061.00
Purchasing the AutoPilot System 2.0 requires additional customer training. This is charged separately. The requirement for training must be defined more precisely and depends on previous knowledge. Costs can be arranged on request after clarifying the requirements beforehand.	Option	2680909	USD	0.00
<b>Wirtgen AutoPilot</b>				
Self-leveling rotation laser. Wavelength 635 nm (invisible) with 10 rotations per second (for use in combination with a laser receiver).	Option	2201314	USD	5,551.00
Proportional laser receiver for use in combination with a rotation laser with 468.4 ft pds / 635 nm and at least 10 rotations/second. Measuring range 24 in / 60 cm. Receiver including terminals for connecting to the sensor holder of the AutoPilot. The measuring radius of the laser to laser receiver combination is approx. 328 ft 1 in / 100 m.	Option	2201316	USD	10,314.00
Ultrasonic sensor for proximity-type scanning on a homogeneous sub-base. The sensor has 6 individual transponders which perform automatic temperature compensation and averaging for scanning uneven ground or detecting obstacles. The minimum distance from the sub-base is 8 in / 0.20 m, the maximum distance is 3 ft 3 in / 1.00 m.	Option	2201318	USD	4,356.00
Expansion to the elevation control options of the AutoPilot 2.0 with the total station Leica iCON robot 50 – The fully automatic and intuitively operated total station for maximum flexibility with maximum accuracy (0.04 in / 1 mm). The vertically unlimited measuring range has a radius of 656 ft 2 in / 200 m for concrete paving without interruption. The equipment allows precise on-site operation even under difficult weather conditions. Contains the Leica total station incl. tripod, battery and charger, radio transmitter, radio receiver, stand and a 360 degree prism.	Option	2655154	USD	38,624.00

Additional tablet computer used to create the digital stringline and to inspect the objects that have already been concreted. The tablet can also be used as a replacement for the machine. Including all necessary equipment and a robust splash-proof case to safely store the materials.	Option	2657472	USD	7,546.00
<b>Other devices</b>				
Large, spacious storage compartment for storing tools at the rear of the machine instead of the standard storage compartment.	Standard	2553350	USD	0.00
<b>Mold offset</b>				
One set of hydraulic components for telescoping the offset mould mount on left or right by 2 ft 4 in / 0.70 m	Standard	2134425	USD	0.00
Height-adjustable mould mount with 1 ft 4 in / 0.40 m lift for split offset mold	Standard	2134062	USD	0.00
Hydraulically operated quick-change system for connecting an EV offset mold to the machine.	Standard	2134064	USD	0.00
Additional adapter plate for quick-change system. Required for equipping any troughs with the quick-change system.	Option	2342927	USD	1,208.00
Hydraulically operated quick-change system for connecting an AV offset mold to the machine.	Option	2668513	USD	3,149.00
<b>Documentation</b>				
Additional set of technical documentation - North America country version (US)	Option		USD	81.00

<sup>1</sup>Option must be ordered from headquarters.

Date: 3/8/2019

## Price list

### SP 25i

#### Scope of supply – basic machine

- Engine station, chassis rear section and telescoping chassis front section in driving direction and three track units
- Diesel engine: DEUTZ TCD 4.1 L4 with 4 cylinders
- Rated power at 2,100 r.p.m.: 115 kW / 154 HP / 156 PS
- Exhaust standard: EU Stage 4 / US Tier 4f

#### MAIN FRAME

- Stable machine frame for attaching two track units at the rear and one or two track units at the front
- Extendable by 2 ft 3 in / 0.70 m in length, in order to allow the machine to adapt to conditions on the construction site or to allow a trimmer set to be fitted.
- Extendable in width by 2 ft 4 in / 0.715 m hydraulically in the area of each rear crawler unit by one or both track units moving out, therefore either the machine stability is improved in the offset process when paving certain profiles, or the machine can be equipped with molds between the rear track units for a working width up to 8 ft 2 in / 2.5 m.

#### DRIVE UNIT AND HYDRAULIC SYSTEM

- 99 gal / 375 l fuel tank.
- 66 gal / 250 l hydraulic oil tank
- Electrical system (24 V)
- Hydraulic pump system
- A hydraulic pump controlled by pressure and delivery flow, open circuit, for driving the hydraulic or electrical vibrators or for driving the track units in 2nd gear.
- A pressure-controlled hydraulic pump, open circuit, for all cylinder functions.
- Proportionally controlled hydraulic pump, closed circuit, for driving the auger conveyor or belt conveyor
- Digital control system with LCD display providing the operator with all pertinent information and allowing parameter settings, e.g. free choice of languages (D / GB / F / E / NL), to be made via a menu.
- Proportional electrohydraulic levelling and steering by means of a PLC system including two leveling sensors, two steering sensors and one slope sensor
- Sensor mounting brackets, adjustable in height and range

#### ADVANCE DRIVE

- Hydraulically driven track units, 5 ft 1 in / 1.56 m long, gear ratio 1:122, including towing device
- Continuously adjustable paving speed from 0 to 49 ft / min / 15 m / min
- Continuously adjustable transport speed from 0 to 115 ft / min / 35 m / min
- Hydraulic levelling cylinders with a stroke of 4 ft 1 in / 1.25 m

## SUSPENSION FOR MOULDS ATTACHED TO THE SIDE

- The offset paving moulds can be mounted on the left or right side of the machine

## MISCELLANEOUS

- Pre-fitting for installing the WITOS FleetView control unit
- European design type certification, EuroTest mark and CE conformity

**List price ex subsidiary Wirtgen America**

**USD 375,236.00**

## Mandatory Options

### Paint

Painting in cream RAL 9001 with orange stripes. The complete lower part of the machine is painted in slate grey RAL 7015.	<b>Standard</b>	<b>2229555</b>	<b>USD</b>	<b>0.00</b>
Monocolor special painting. Cream white color is replaced by a special color (RAL according to customer). The complete lower part of the machine is painted in slate grey RAL 7015.	<b>Option</b>	<b>2229559</b>	<b>USD</b>	<b>1,425.00</b>
Two-color special painting. Cream color is replaced by two special colors (each RAL acc. to customer request). The complete lower part of the machine is painted in slate gray RAL 7015.	<b>Option</b>	<b>2229560</b>	<b>USD</b>	<b>8,224.00</b>
Multi-color special painting. Cream color is replaced by a maximum of two special colors (RAL acc. to customer request). In addition, the lower part of the machine is painted in one special color (RAL acc. to customer request).	<b>Option</b>	<b>2229561</b>	<b>USD</b>	<b>23,180.00</b>

### Technical documentation

Technical documentation - North America country version (US)	<b>Standard</b>	<b>2456347</b>	<b>USD</b>	<b>0.00</b>
--	-----------------	----------------	------------	-------------

### Service documentation

Spare part and application documentation English (EN)	<b>Standard</b>	<b>2456404</b>	<b>USD</b>	<b>0.00</b>
---	-----------------	----------------	------------	-------------

### Warranty

Standard warranty 12 months or 1000 engine operational hours	<b>Standard</b>	<b>100772</b>	<b>USD</b>	<b>0.00</b>
--	-----------------	---------------	------------	-------------

### Telematics

WITOS FleetView includes a control unit (TCU) with a GPS receiver and the usage rights for the web application WITOS FleetView. The web access function offers a compact overview of the machine status including consumption data, working times, position data, error messages and service intervals. (The actual amount of data available depends on the machine type). The availability of WITOS FleetView is guaranteed for 3 years from the date of delivery.	<b>Standard</b>	<b>2483436</b>	<b>USD</b>	<b>0.00</b>
---	-----------------	----------------	------------	-------------

### Crawler units

4. crawler unit and two pivoting front crawler attachments. The parallelogram arms make it possible to pivot each of the front track units 1 ft 10 in / 560 mm inwards each as well as 2 ft 10 in / 870 mm outwards.	<b>Standard</b>	<b>2492572</b>	<b>USD</b>	<b>0.00</b>
--	-----------------	----------------	------------	-------------

<b>Crawler units</b>				
Four track units fitted with polyurethane track pads	Standard	2487565	USD	0.00
<b>Machine lighting</b>				
Lighting system consisting of 4 halogen working lights 24 V for illuminating the working area. The light output is approx. 1,750 lumens per headlight. For protection against theft, installation is by plug-in tube masts on each of the track units.	Standard	2152928	USD	0.00
<b>Vibration</b>				
Hydraulic vibrator drive for up to 5 vibrators	Standard	2152471	USD	0.00
<b>Concrete compacting</b>				
Model without vibrator	Standard	2302880	USD	0.00
<b>Concrete feeding</b>				
Belt conveyor 19 ft 8 in x 2 ft, in folding design, with reversible hydraulic drive. Permits lateral turning hydraulically, setting of the pitch angle and traversing in the lengthways direction as well as the folding procedure	Standard	2153770	USD	0.00
<b>Concrete feeding</b>				
Steel chute for guiding the concrete from the conveyor/auger into the funnel of the offset molds. Attachment option both on the conveyor belt, folding conveyor belt and on the charging auger	Standard	2153567	USD	0.00
Chute consisting of a steel flange and a rubber hose extension for guiding the concrete from the conveyor/auger into the funnel of the offset molds. Attachment option both on the conveyor belt, folding conveyor belt and on the charging auger	Option	2153568	USD	434.00
<b>Mold offset</b>				
Hydraulically telescoping suspension for offset molds in one direction, stroke: 3 ft 7 in / 1.10 m	Standard	2146344	USD	0.00
Hydraulically telescoping suspension for offset molds in both directions, stroke: 3 ft 7 in / 1.10 m	Option	2148853	USD	4,736.00
Model without suspension for offset molds.	Option	2425779	USD	-12,608.00
<b>Concrete molding</b>				
Offset molds left or right, for curb edges, hard shoulders, pedestrian and cycle paths up to 2 ft wide (max. height of 1 ft 4 in). (Attention: profile to be created must be specified in form TEI #2170960.)	Standard	2144827	USD	0.00
Model without offset molds	Option	2094303	USD	-8,740.00

Equipment Options				
Chassis options				
The sliding piece mounted between the chassis and front crawler unit connection makes it possible to move the front track units sideways by 1.40 m in relation to the machine chassis. It is used for stabilizing the machine in large offset applications.	Option	2163878	USD	15,078.00
Chassis options				
Frame extension elements for the two rear track units, required to be able to mount molds between 8 ft 2 in / 2.50 m and 11 ft 6 in / 3.50 m.	Option	2153632	USD	10,111.00
Frame extension elements for the two front track units, required when using molds between 8 ft 2 in / 2.50 m and 11 ft 6 in / 3.50 m in conjunction with previously laid reinforcement.	Option	2225029	USD	7,152.00
Equipment operator's platform				
Umbrella for operator's platform	Standard	2153630	USD	0.00
Lateral spreader auger				
Lateral spreading auger, length 8 ft 2 in / 2.5 m, ø 1 ft 4 in / 0.4 m, stroke 2 ft / 0.6 m, hydraulic drive, loading from right or left, recommended with crash barrier trough, necessary for crash barrier trough and trimmer insert	Option	2153642	USD	20,357.00
Trimmer equipment				
Trimmer for creating a datum surface before using offset molds. Basic width 2 ft / 0.60 m for mounting on left, material transport to the inside. Diameter 1 ft 8 in / 0.50 m, max. trim depth approx. 0.10 m with scraper. (Trimmer completely hydraulically adjustable in height through 1 ft 4 in / 0.40 m and side-to-side through 4 ft 3 in / 1.30 m.) Trimmer widening up to max. 5 ft 3 in / 1.60 m possible. For curb, curb gutter and rectangular profiles.	Option	2145133	USD	57,461.00
Trimmer for creating a datum surface before using offset molds. Basic width 2 ft / 0.60 m for mounting on right, material transport to the inside. Diameter 1 ft 8 in / 0.50 m, max. trim depth approx. 0.10 m with scraper. (Trimmer completely hydraulically adjustable in height through 1 ft 4 in / 0.40 m and side-to-side through 4 ft 3 in / 1.30 m.) Trimmer widening up to max. 5 ft 3 in / 1.60 m possible. For curb, curb gutter and rectangular profiles.	Option	2145134	USD	57,081.00
Water system				
High-pressure water cleaning system for optimum cleaning of the machine. Consisting of a hydraulically driven pump with a flow rate of 20 l/min at a pressure of 200 bar, a plastic tank with a capacity of 154 gal / 550 litres, a 49 ft 3 in / 15 m long hose and a spray gun with a handle. The water tank is located on one of the machine's front chassis columns, and includes a foldable attached ladder for filling the tank from above.	Option	2638074	USD	9,527.00



<b>Leveling</b>				
Two slab tracers for one-sided height scanning of existing reference surfaces	<b>Option</b>	<b>87923</b>	<b>USD</b>	<b>529.00</b>
Third height and steering sensor for tight radii, incl. suspension and changeover box	<b>Option</b>	<b>2163871</b>	<b>USD</b>	<b>5,089.00</b>
<b>Leveling</b>				
The 3D leveling pre-fitting includes the mechanical and electrical components needed to use a 3D leveling system. Please specify 3D system manufacturer. (Price without startup on the construction site).	<b>Option</b>	<b>2144823</b>	<b>USD</b>	<b>12,391.00</b>
<b>Wirtgen AutoPilot</b>				
AutoPilot 2.0 is a satellite-based navigation system for offset applications. It controls the steering, height and lateral tilt of the machine fully automatically and allows concrete profiles to be paved without stringlines. It does not require a digital terrain model to be created in advance, but is rather created by the user directly on the construction site using the corresponding rover, taking into account constraint points such as water inlets, hydrants, etc. The rover is an intelligent surveying tool that can record, save and edit position data. The objects created are stored on the corresponding tablet computer, which is then mounted on the machine without any further data transmission and provides the machine with the control data. The system is operated in combination with a laser receiver, an ultrasonic sensor, a slab tracer or a total station (tachymeter) for precise height control. Radio frequency: 902 - 928 MHz (e.g. for USA). Note that application with reduced satellite reception (e.g. in tree-lined avenues, inner-city areas or tunnel constructions) is only possible with limitations.	<b>Option</b>	<b>2618727</b>	<b>USD</b>	<b>65,061.00</b>
<b>Wirtgen AutoPilot</b>				
Self-leveling rotation laser. Wavelength 635 nm (invisible) with 10 rotations per second (for use in combination with a laser receiver).	<b>Option</b>	<b>2201314</b>	<b>USD</b>	<b>5,551.00</b>
Proportional laser receiver for use in combination with a rotation laser with 468.4 ft pds / 635 nm and at least 10 rotations/second. Measuring range 24 in / 60 cm. Receiver including terminals for connecting to the sensor holder of the AutoPilot. The measuring radius of the laser to laser receiver combination is approx. 328 ft 1 in / 100 m.	<b>Option</b>	<b>2201316</b>	<b>USD</b>	<b>10,314.00</b>
Ultrasonic sensor for proximity-type scanning on a homogeneous sub-base. The sensor has 6 individual transponders which perform automatic temperature compensation and averaging for scanning uneven ground or detecting obstacles. The minimum distance from the sub-base is 8 in / 0.20 m, the maximum distance is 3 ft 3 in / 1.00 m.	<b>Option</b>	<b>2201318</b>	<b>USD</b>	<b>4,356.00</b>

Expansion to the elevation control options of the AutoPilot 2.0 with the total station Leica iCON robot 50 – The fully automatic and intuitively operated total station for maximum flexibility with maximum accuracy (0.04 in / 1 mm). The vertically unlimited measuring range has a radius of 656 ft 2 in / 200 m for concrete paving without interruption. The equipment allows precise on-site operation even under difficult weather conditions. Contains the Leica total station incl. tripod, battery and charger, radio transmitter, radio receiver, stand and a 360 degree prism.	Option	2655154	USD	38,624.00
Additional tablet computer used to create the digital stringline and to inspect the objects that have already been concreted. The tablet can also be used as a replacement for the machine. Including all necessary equipment and a robust splash-proof case to safely store the materials.	Option	2657472	USD	7,546.00
<b>Concrete molding</b>				
Paving mold series 1200i without central crown, basic width 3.0 ft consisting of: Vibrator mount, forming sole with "edge slump control" (ESC). Working widths up to 12 ft are possible using optional expansion pieces.	Option	2372368	USD	30,400.00
<b>Concrete molding</b>				
Paving mold series 1200i - extension element 1.0 ft wide	Option	2372017	USD	3,691.00
Paving mold series 1200i - extension element 1.5 ft wide	Option	2372018	USD	4,166.00
Paving mold series 1200i - extension element 2.0 ft wide	Option	2372019	USD	4,546.00
Paving mold series 1200i - extension element 3.0 ft wide	Option	2425755	USD	5,401.00
Configuration with suspension for paving mold with a working width of more than 6.0 ft.	Option	2372475	USD	3,244.00
<b>Spreading auger</b>				
Spreading auger - without central crown, basic width 1.83 m / 6 ft, hydraulic drive with reversible sense of rotation, ø 400 mm / 15 3/4 in - in conjunction with molds with 1.83 m / 6 ft width (basic molds + extension elements). Recommended with concrete placed in advance.	Option	2226583	USD	20,398.00
<b>Extensions for spreader auger</b>				
Spreading auger - extension element 1.00 ft, right-hand pitch	Option	2226586	USD	1,113.00
Spreading auger - extension element 1.50 ft, right-hand pitch	Option	2233461	USD	1,479.00
Spreading auger - extension element 2.00 ft, right-hand pitch	Option	2226587	USD	1,601.00
Spreading auger - extension element 3.00 ft, right-hand pitch	Option	2425757	USD	1,886.00

<b>Metering gates</b>				
Metering gate for molds 3.00 ft. The metering gate regulates the concrete level in the compaction compartment.	Option	2229398	USD	1,696.00
<b>Additional vibrator drives</b>				
Extension of the hydraulic vibrator drive by another max. 5 pcs. vibrators to a total of 10 hydraulic vibrator drives. The frequency of each vibrator can be adjusted separately.	Option	2152473	USD	3,162.00
<b>Additional vibrators</b>				
Hydraulic vibrator, straight	Option	75721	USD	1,294.00
Hydraulic vibrator, bent	Option	75722	USD	1,294.00
<b>Grout box auger USA</b>				
Grout box auger basic width 6 ft for use without central crown, incl. one hydraulic drive. For distributing the sludge within the compaction compartment. Supplied expansion pieces allow the working width to be reduced to 5 ft. Working widths up to 12 ft are possible using optional expansion pieces.	Option	2372038	USD	9,676.00
<b>Tamper USA</b>				
Tamper bar basic width 6 ft for use without central crown, incl. one hydraulic drive. For optimally incorporating the coarser components under the surface of the concrete. Working widths up to 12 ft are possible using optional expansion pieces. No reinstallation on working widths less than 6ft.	Option	2372031	USD	4,506.00
<b>Super smoother</b>				
Super smoother - basic width 2.00 m / 6.0 ft with controllable hydraulic drive, smoother length 3.00 m / 10 ft. Working widths up to 3.50 m / 12 ft are possible using optional expansion pieces.	Option	2215757	USD	37,036.00
<b>Offset molds</b>				
Offset molds left or right, for curb edges, hard shoulders, pedestrian and cycle paths up to 2 ft wide (max. height of 1 ft 4 in). (Attention: profile to be created must be specified in form TEI #2170960.)	Option	2144827	USD	8,754.00
<b>Mold offset</b>				
Hydraulically operated quick-change system for connecting an EV offset mold to the machine.	Option	2191407	USD	4,343.00
<b>Sideplates for offset moulds</b>				
One set of hydraulic components for adjusting the side plates of an EV offset mold	Option	2134795	USD	5,225.00
<b>Stringline tensioning system</b>				
Stringline tensioning system consisting of 3280 ft 10 in wire rope, 1x tensioning winch, 200 steel pins with leveling wire suspension, adjustable in height and range	Option	55987	USD	3,990.00
Second tensioning winch for leveling the machine using two steel wire ropes	Option	79802	USD	882.00

Stringline tensioning system consisting of 4 x 984 ft / 4 x 300 m nylon rope, 4x tensioning winches, 200 posts, 200 rods, 200 clamps	Option	2153800	USD	6,148.00
Fibreglass rod as stringline replacement on corners with different radii, consisting of 196 ft 10 in fiberglass rod in 6 ft 7 in pieces, 50 clips for rod mounting and 15 connection pieces	Option	2153801	USD	1,411.00
<b>Export packaging</b>				
Export packaging	Option	2163870	USD	3,013.00
<b>Documentation</b>				
Additional set of technical documentation - North America country version (US)	Option		USD	81.00

<sup>1</sup>Option must be ordered from headquarters.

Date: 3/6/2019

## Price list

# SW 16 MC (3 axle)

### Scope of supply – basic machine

- Container with a capacity of 565 ft<sup>3</sup> / 16 m<sup>3</sup>, internal stiffeners and lockable side doors
- Volumetric dosing, fully automatic and independent of the transport speed
- Pneumatic filling devices on both container sides with connection coupling, shut-off cock and ventilation valve
- Large ventilation pipe
- Display for "Container full" and "empty" by a visual signal
- Sensor-controlled chain conveyor made of drop-forged chain links and transport strips, 3 ft 1 in / 950 mm wide
- Hydraulic shut-off valve for sealing the container when filling, controlled by on-board electronics
- Filling chute with 2 integrated horizontal augers that are controlled automatically by a sensor
- On-board computer consisting of a programmable logic controller and a control terminal in the cab with color display. This unit permits exact output of the preselected spreading quantity in kg/m<sup>2</sup>, even at different transport speeds
- Closed on-board hydraulic with integrated hydraulic oil cooling
- Auxiliary frame produced especially for the particular carrier vehicle
- Safety acceptance by the employers' professional liability insurance association
- Collecting trough and suspended weigher for checking the weights
- Technical documentation, 2 copies on paper and on USB stick

List price ex subsidiary Wirtgen America

USD 150,643.00

Mandatory Options				
Chassis variants				
Binder spreading superstructure without carrier vehicle. Customer provides a suitable carrier vehicle. Attention: The customer must fill in the Streumaster "Truck specifications" form and submit it with the order confirmation. The superstructure is delivered without rear lighting equipment and reversing alert if they are not originally present on the truck. (S032794)	Standard	2350866	USD	0.00
Crawler units				
Front axle tyres 315/80 R22.5. Rear axle tyres 385/65 R22.5 (S041149)	Standard	2542312	USD	0.00
Installation				
Final assembly is carried out by the customer independently. The spreading tank is connected by the customer to the pre-existing or additionally ordered carrier vehicle. (S036175)	Standard	2418563	USD	0.00
Installation in the factory Streumaster (S015736)	Option	2078237	USD	8,374.00
Paint				
Standard paint: Container in cream (RAL 9001), lower part of the machine and spreading mechanism in slate grey (RAL 7015). (S015771)	Standard	2078241	USD	0.00
Single-color special paint. Cream color is replaced by a special color (RAL acc. to customer request). (S015772)	Option	2078243	USD	3,936.00
Warranty				
Standard warranty 12 months or 1000 operational hours. (S032834)	Standard	2352900	USD	0.00
On-board hydraulics drive				
Drive of the entire spreader hydraulics driven by hydraulic pump via the auxiliary drive of the carrier vehicle (800- 2,500 1/min) (S032772)	Standard	2349726	USD	0.00
Auxiliary diesel engine 12 volts. Use of the auxiliary diesel engine means the spreader operates fully independently of the carrier or towing vehicle. The engine has a power of 48.6 kW at 2,700 r.p.m. It includes an enclosure and comes with a hydraulic pump for operating the on-board hydraulic system on the spreader device. Includes brackets, holding devices, a diesel tank and a complete installation on the spreading grit container. Emission level EU Stage 3b / US Tier 4f. Country-specific specifications are to be taken into account. (S047244)	Option	2671245	USD	35,150.00

<b>Road traffic registration</b>				
Machine not authorised for public roads - the binder spreader is not authorised for driving on public roads. The vehicle is not allowed to be driven to or from the field under its own power. (S032775)	Standard	2349729	USD	0.00
<b>Binder filling</b>				
The pneumatic filling device size R 3" is used for filling the binder spreader. It is supplied with connection coupling, shut-off valve, stone screen and ventilation valve. (S025180)	Standard	2230267	USD	0.00
The high-speed filling device size R 4" is used for faster filling of the binder container. It is supplied with a connector coupling, shut-off valve, stone screen, ventilation valve and R3" adapter (only supplied with Guillemín or Storz couplings). (S025145)	Option	2290094	USD	2,836.00
The filling device size R 5" is used for faster filling of the binder container. It is supplied with connection coupling, shut-off valve, ventilation valve. (S037287)	Option	2489219	USD	3,257.00
<b>Binder distribution</b>				
Double-sided hydraulic chain conveyor drive for reliable and economical operation (S030072)	Standard	2293650	USD	0.00
<b>Binder spreader</b>				
Equipment of the machine with a universal spreading mechanism type DN 230-10 for soil stabilization or cold recycling - working width 7 ft 9 in / 2.36 m. The spreading material is output using a flexible rotary valve (10 cells). The metering feeders are self-cleaning. The working width is divided into three power-switchable subsections from 2 ft 8 in to 7 ft 9 in / 0.82 to 2.36 m. The output quantity at a transport speed of 1.2 mph / 2 km/h is approx. 0.6 lb/ft² to 8.6 lb/ft² / 3 to 42 kg/m² (assuming a bulk weight of 8.3 lbs per gal / 1.00 kg per liter). (S032798)	Standard	2351768	USD	0.00
<b>Equipment Options</b>				
<b>Exhaust air filter</b>				
The hose filter minimizes dust pollution when filling the container. The hose filter including connection hose to the connection port is supplied with bleeding and filter connection port as well as a blow-off flap on the container. (S027925)	Option	2260768	USD	2,850.00

The dust separation filter is used for filtering the waste air and reducing dust levels during the filling procedure. It consists of 6 filter elements for an air flow rate of 20,400 m³/h / 720,419 cu ft/h in total, an automatic purification system with electromagnetic control as well as a lockable, folding cover panel. - The compressed air supply must be from the carrier or towing vehicle - (S018949)	Option	2201451	USD	6,989.00
Dust collection system with compressor for filtering the waste air and reducing dust levels during the filling process. The system consists of 6 filter elements for a total air flow rate of 20,400 m³/h , an automatic purification system with electromagnetic control as well as a lockable, folding cover panel. - Compressed air is supplied via a separate compressor mounted on the binder spreader (HK450) (S041150)	Option	2542341	USD	16,204.00
<b>Machine lighting</b>				
Working headlights with LED technology (4 pcs.) for illuminating the complete working area. All headlights are switched using the control terminal in the cab of the carrier or tractor vehicle. 2 headlights are mounted on the rear wall of the container and 1 headlight each on the right and left sides of the container. (S018581)	Option	2173033	USD	2,253.00
<b>Printer</b>				
The needle printer is used for printing out all important working values. The data can be printed conveniently at adjustable intervals. (S015755)	Option	2078248	USD	1,276.00
<b>Camera system</b>				
The monitor system mounted on the rear of the vehicle is used for monitoring the working area at the rear. The pictures from the camera are displayed on a separate 7-inch color monitor in the cab. (S015819)	Option	2125804	USD	3,501.00



<b>Weighing system</b>				
Equipment of the machine with the active weighing device "Weightronic". For highly precise application of binder. Consisting of 4 weighing cells mounted between the frame and the binder container. The required spreading quantity is set using a separate control display. With the Weightronic, there is a continuous comparison between the actual and nominal values during spreading. Subsequent control of the spreading quantity is performed continuously and fully automatically. This means incorrect operation is almost excluded. (S032780)	Option	2349725	USD	16,041.00
<b>Compressed air system</b>				
High-performance air compressor (8,000 liters/minute / 2113 gal/minute at max. 2 bar) incl. 15-meter / 50 ft high-pressure hose, hose roller and compressed air lance. For filling the binder spreader from an upright silo without its own compressor system, or for cleaning purposes. Drive via the machine hydraulics of the binder spreader. Not in conjunction with water misting system and compressor HK450. (S036499)	Option	2418729	USD	25,256.00
<b>Other devices</b>				
Side underbody guard on both sides with fastening components for the truck. This is required, for example, for the authorization for driving on public roads. (S015793)	Option	2078255	USD	2,009.00
Long fenders for tandem axle with fixation parts. These are required, for example, for the authorization for driving on public roads. The wheel cover is also used as splash protection for the machine (S015794)	Option	2078256	USD	3,203.00
<b>Other devices</b>				
The storage compartments on the side with 2 lockable sheet metal doors on each side of the container offer enough room for carrying tools and implements for daily on-site operation securely and close to hand on the binder spreader. Gas springs support the opening and closing of the doors. (S015820)	Option	2125805	USD	9,446.00
<b>Vehicles and auxiliary equipment</b>				
Filling chute for binder spreader device in truck with frame overhang (at least 1500 mm / 59 in). Truck must be equipped with trailer coupling, compressed air lines and electrical power cables with a 24 volt, 7-pin socket. Only in conjunction with DN230 (S039159)	Option	2485557	USD	1,954.00
Hydraulic connections on the frame extension for operating the drive-up ramps of a low-loader, incorporated in the hydraulic system of the spreading. - Only possible with truck frame extension - (S015822)	Option	2089912	USD	1,113.00
<b>Documentation</b>				
Additional set of technical documentation - North America country version (US)	Option		USD	81.00
Date: 3/6/2019				

## Price list

### SW 16 TC

#### Scope of supply – basic machine

- High-performance binder spreader for soil stabilization and cold recycling as a trailer with tandem axle
- Volumetric dosing, fully automatic and independent of the transport speed
- Container with a capacity 18 m<sup>3</sup>, internal stiffeners and lockable side doors
- Pneumatic filling devices on both container sides with connection coupling, shut-off cock and ventilation valve
- Large ventilation pipe
- Display for "Container full" and "empty" by a visual signal
- Sensor-controlled chain conveyor made of drop-forged chain links and transport strips, 3 ft 1 in / 950 mm wide
- Hydraulic shut-off valve for sealing the container when filling, controlled by on-board electronics
- Filling chute with 2 integrated horizontal augers that are controlled automatically by a sensor
- On-board computer consisting of a programmable logic controller and a control terminal in the cab with color display. This unit permits exact output of the preselected spreading quantity in kg/m<sup>2</sup>, even at different transport speeds
- Closed on-board hydraulic with integrated hydraulic oil cooling
- Tandem-axle chassis with spring-loaded drawbar
- Manual parking brake
- Hydraulic support foot with hand pump
- Safety acceptance by the employers' professional liability insurance association
- Collecting trough and suspended weigher for checking the weights
- Technical documentation, 2 copies on paper and on USB stick

List price ex subsidiary Wirtgen America

USD 227,525.00

Mandatory Options				
Paint				
Standard paint: Container in cream (RAL 9001), lower part of the machine and spreading mechanism in slate grey (RAL 7015). (S015771)	Standard	2078241	USD	0.00
Single-color special paint. Cream color is replaced by a special color (RAL acc. to customer request). (S015772)	Option	2078243	USD	3,936.00
Warranty				
Standard warranty 12 months or 1000 operational hours. (S032834)	Standard	2352900	USD	0.00
On-board hydraulics drive				
Drive of the complete spreading hydraulics driven by hydraulic pump via the power take-off shaft of the tractor vehicle (1000 r.p.m.) (S036174)	Standard	2418567	USD	0.00
Auxiliary diesel engine 12 volts. Use of the auxiliary diesel engine means the spreader operates fully independently of the carrier or towing vehicle. The engine has a power of 48.6 kW at 2,700 r.p.m. It includes an enclosure and comes with a hydraulic pump for operating the on-board hydraulic system on the spreader device. Includes brackets, holding devices, a diesel tank and a complete installation on the spreading grit container. Emission level EU Stage 3b / US Tier 4f. Country-specific specifications are to be taken into account. (S047244)	Option	2671245	USD	35,150.00
Drive adaptations				
The wide-angle cardan shaft is used for spreading drive and is provided for a 1-3/8", 6-spline connection to the traction vehicle (truck). It offers good mobility for cornering, a high transmission power and economy during everyday use. (S015795)	Standard	2078771	USD	0.00
The wide-angle cardan shaft is used for spreader drive and is provided for a 1-3/4", 6-spline connection to the traction vehicle (truck). It offers good mobility for cornering, a high transmission power and economy during everyday use. (S015796)	Option	2078772	USD	190.00
The wide-angle cardan shaft is used for spreader drive and is provided for a 1-3/4", 20-spline connection to the traction vehicle (truck). It offers good mobility for cornering, a high transmission power and economy during everyday use. (S015797)	Option	2078773	USD	190.00
Trailer drawbar				
Low-mounting towing device (Hitch type) with drawbar eye 50 mm diameter. The low mounting offers a higher vertical load, better traction and driving stability. (S015784)	Standard	2078761	USD	0.00
Low-mounting towing device (Hitch type) with hitch ball towing system K 80 (diameter 3 in / 80 mm). The low mounting offers a higher vertical load, better traction and driving stability. (S015786)	Option	2094658	USD	556.00

<b>Road traffic registration</b>				
Machine not authorised for public roads - the binder spreader is not authorised for driving on public roads. The vehicle is not allowed to be driven to or from the field under its own power. (S032775)	Standard	2349729	USD	0.00
The data confirmation can be used as a basis for road approval in the corresponding country of use. (S047245)	Option	2670902	USD	1,126.00
<b>Brake system</b>				
Hydraulic brake system - If you are considering use on the public roads, please bear in mind the road traffic registration regulations in the country where the machine will be used when you select the brake system. (S015782)	Standard	2078886	USD	0.00
Compressed air dual-circuit brake system with manual controller - If you are considering use on the public roads, please bear in mind the road traffic registration regulations in the country where the machine will be used when you select the brake system. (S015783)	Option	2078887	USD	2,348.00
Combination brake system comprising a hydraulic brake and a compressed air brake. For maximum flexibility in selecting the tractor vehicle. - If you are considering use on the public roads, please bear in mind the road traffic registration regulations in the country where the machine will be used when you select the brake system. (S034601)	Option	2418562	USD	7,152.00
<b>Crawler units</b>				
Low-pressure tyres 700/50-26.5 with an outside diameter of 1,350 mm. The total width of the spreader is 2,760 mm. (S018096)	Standard	2671170	USD	0.00
Low-pressure tyres 800/40-26.5 with an outside diameter of 1,350 mm. The wide ground contact area of the tyres makes them ideal for difficult ground. The total width of the spreader is 2,960 mm. (S015792)	Option	2078889	USD	2,239.00
<b>Binder filling</b>				
The high-speed filling device size R 4" is used for faster filling of the binder container. It is supplied with a connector coupling, shut-off valve, stone screen, ventilation valve and R3" adapter (only supplied with Guillemin or Storz couplings). (S025145)	Standard	2290094	USD	0.00
The filling device size R 5" is used for faster filling of the binder container. It is supplied with connection coupling, shut-off valve, ventilation valve. (S037287)	Option	2489219	USD	3,257.00
<b>Binder distribution</b>				
Double-sided hydraulic chain conveyor drive for reliable and economical operation (S030072)	Standard	2293650	USD	0.00
The OptiPower chain conveyor drive is ideal for heavy binders. Two variable hydraulic motors and planetary gearboxes achieve an increased level of traction and a high conveying rate during binder transport. (S028086)	Option	2293651	USD	8,048.00

<b>Binder spreader</b>				
Equipment of the machine with a universal spreading mechanism type DN 230-10 for soil stabilization or cold recycling - working width 7 ft 9 in / 2.36 m. The spreading material is output using a flexible rotary valve (10 cells). The metering feeders are self-cleaning. The working width is divided into three power-switchable subsections from 2 ft 8 in to 7 ft 9 in / 0.82 to 2.36 m. The output quantity at a transport speed of 1.2 mph / 2 km/h is approx. 0.6 lb/ft² to 8.6 lb/ft² / 3 to 42 kg/m² (assuming a bulk weight of 8.3 lbs per gal / 1.00 kg per liter). (S032798)	Standard	2351768	USD	0.00
<b>Additional devices</b>				
The vehicle is delivered without fenders. Please note that fenders must be fitted if an approval for driving on public roads is planned. (S047241)	Standard	2671293	USD	0.00
Long fenders for tandem axle with fixation parts. These are required, for example, for the authorization for driving on public roads. The wheel cover is also used as splash protection for the machine (S015794)	Option	2078256	USD	3,203.00
<b>Equipment Options</b>				
<b>Exhaust air filter</b>				
Dust collection system with compressor for filtering the waste air and reducing dust levels during the filling process. The system consists of 6 filter elements for a total air flow rate of 20,400 m³/h , an automatic purification system with electromagnetic control as well as a lockable, folding cover panel. - Compressed air is supplied via a separate compressor mounted on the binder spreader (HK450) (S041150)	Standard	2542341	USD	0.00
<b>Machine lighting</b>				
Working headlights with LED technology (4 pcs.) for illuminating the complete working area. All headlights are switched using the control terminal in the cab of the carrier or tractor vehicle. 2 headlights are mounted on the rear wall of the container and 1 headlight each on the right and left sides of the container. (S018581)	Standard	2173033	USD	0.00

<b>Printer</b>				
The needle printer is used for printing out all important working values. The data can be printed conveniently at adjustable intervals. (S015755)	Option	2078248	USD	1,276.00
<b>Camera system</b>				
The monitor system mounted on the rear of the vehicle is used for monitoring the working area at the rear. The pictures from the camera are displayed on a separate 7-inch color monitor in the cab. (S015819)	Option	2125804	USD	3,501.00
<b>Weighing system</b>				
Equipment of the machine with the active weighing device "Weightronic". For highly precise application of binder. Consisting of 4 weighing cells mounted between the frame and the binder container. The required spreading quantity is set using a separate control display. With the Weightronic, there is a continuous comparison between the actual and nominal values during spreading. Subsequent control of the spreading quantity is performed continuously and fully automatically. This means incorrect operation is almost excluded. (S032780)	Standard	2349725	USD	0.00
<b>Compressed air system</b>				
High-performance air compressor (8,000 liters/minute / 2113 gal/minute at max. 2 bar) incl. 15-meter / 50 ft high-pressure hose, hose roller and compressed air lance. For filling the binder spreader from an upright silo without its own compressor system, or for cleaning purposes. Drive via the machine hydraulics of the binder spreader. Not in conjunction with water misting system and compressor HK450. (S036499)	Option	2418729	USD	25,256.00
<b>Other devices</b>				
The storage compartments on the side with 3 lockable sheet metal doors on each side of the container offer enough room for carrying tools and implements for daily on-site operation securely and close to hand on the binder spreader. Gas springs support the opening and closing of the doors. (S015821)	Standard	2125806	USD	0.00
<b>Documentation</b>				
Additional set of technical documentation - North America country version (US)	Option		USD	68.00

<sup>1</sup>Option must be ordered from headquarters.

Date: 3/6/2019



## Price list

### W 100 Xfi - FCS

#### Scope of supply – basic machine

- Engine: 6-CYLINDER DIESEL ENGINE TYPE CUMMINS QSL9 C-300
- Rated engine power 2100 r.p.m.: 248 kW / 333 HP / 337 PS
- Maximum power at 1900 r.p.m.: 257 kW / 345 HP / 350 PS
- Exhaust standard: US Tier 4f
- Standard milling width: 3 ft 3 in / 1000 mm
- Theoretical milling depth: 1 ft 1 in / 330 mm

#### STANDARD EQUIPMENT

- Basic machine with engine
- Mechanically opening engine cowling with noise insulation
- Radiator with temperature-dependent fan speed
- Highly effective noise insulation throughout the engine compartment
- Automatic engine speed control depending on driving situation
- Elastically mounted engine station with low vibration and low noise

#### MILLING DRUM HOUSING

- The right side of the milling drum housing can easily be folded down for maintenance or milling drum change
- Hydraulically operated scraper with mechanical locking

#### LOADING OF MILLED MATERIAL

- Discharge conveyor slewing angle left 60 degrees – right 60 degrees
- Two slewing speeds on the hydraulically foldable discharge conveyor with an adjustable conveying speed for precise loading

#### MACHINE CONTROL AND LEVELLING SYSTEM

- Digital milling depth indicator in the machine control display
- LEVEL PRO PLUS leveling system right and left
- RAPID SLOPE cross-slope sensor for LEVEL PRO ACTIVE leveling system
- Precise machine height adjustment in 1 or 5 mm steps on the main control panel of the machine
- Digital load control, manual engageable, hydraulic differential lock (by flow distributor)

#### OPERATOR'S PLATFORM

- Hydraulically extending operator's platform for optimum visibility of the working area
- Steering console with adjustable rake and reach for ideal adaptation of the operator's platform to the operator
- Slender machine design permits unobstructed view of the milled edge as well as the working area in front of the milling drum on the right

- Conveniently accessible ladder/footstep to the operator's platform with night-time lighting and especially low bottom edge of the latter/footstep
- Robust anti-vandalism protection for the controls
- Mirror package comprising rear-view mirrors at front left and right as well as a forward-pointing mirror at the left of the operator's platform
- Reversing horn with clear audible signal
- Illuminated control panel / nighttime design
- Scraper height is shown on the display

#### CHASSIS AND HEIGHT ADJUSTMENT

- Hydraulic height adjustment of the front and rear track units at two speeds

#### MISCELLANEOUS

- Large tool package
- Device for towing away
- Generously sized water and diesel tanks
- Extensive safety package with several EMERGENCY STOP switches
- Pre-fitting for installing the WITOS FleetView control unit
- European design type certification, EuroTest mark and CE conformity

<b>List price ex subsidiary Wirtgen America</b>	<b>USD</b>	<b>581,861.00</b>
---	------------	-------------------

#### Mandatory Options

##### Exhaust Gas After Treatment

Exhaust after-treatment by diesel oxidation catalytic converter DOC in exhaust emissions category EU Stage 4 / US Tier 4f. Without diesel particulate filter.	<b>Standard</b>	<b>2490138</b>	<b>USD</b>	<b>0.00</b>
Exhaust after-treatment by diesel oxidation catalyst DOC in exhaust emissions category EU Stage 4 / US Tier 4f. Additionally equipped with diesel particulate filter (DPF) for operation e.g. in halls or in environmental zones with limited fine dust emission.	<b>Option</b>	<b>2490139</b>	<b>USD</b>	<b>13,504.00</b>

##### Crawler units

Configuration with 4 driven track units. The two front track units are steered. The track unit at the rear right is hydraulically slewing and also steers. Traveling speed max. 3.6 mph / 5.8 km/h.	<b>Standard</b>	<b>2777141</b>	<b>USD</b>	<b>0.00</b>
---	-----------------	----------------	------------	-------------



<b>Milling drum housing</b>				
Wear-resistant milling drum housing FB1000 (3 ft 3 in) FCS with pre-fitting enabling a quick and easy change of the milling drums with varying spacings and milling widths, without milling drum.	Standard	2336166	USD	0.00
<b>Milling drums / milling units</b>				
FCS milling drum with milling width 1000 mm / 3 ft 3 in, tool spacing 15 mm / 19/32 in, equipped with quick-change toolholder system HT22 and 99 picks. For a wide range of applications, e.g. removal of surface and binder layer, complete removal of road surfaces or concrete milling work.	Standard	2308062	USD	0.00
<b>OPERATOR'S PLATFORM</b>				
Standard operator's seat with shock absorption and lengthways adjustment	Standard	2412488	USD	0.00
<b>Hydraulic connection</b>				
Machine with hydraulic pre-fitting for a discharge conveyor with screw coupling. Each contains the coupling element on the machine side and the discharge conveyor side.	Standard	2412477	USD	0.00
<b>Material transport</b>				
Discharge conveyor 26 ft 9 in / 8,150 mm long with conveyor belt width 2 ft / 600 mm and hydraulic folding device for shortening the transport length or simplified maneuvering in narrow fields.	Standard	2336175	USD	0.00
<b>Paint</b>				
Painting in cream RAL 9001 with orange stripes. The complete lower part of the machine is painted in slate grey RAL 7015.	Standard	2336172	USD	0.00
Monocolor special painting. Cream white color is replaced by a special color (RAL according to customer). The complete lower part of the machine is painted in slate grey RAL 7015.	Option	2335240	USD	1,561.00
<b>Technical documentation</b>				
Technical documentation - North America country version (US)	Standard	2456347	USD	0.00
<b>Service documentation</b>				
Spare part and application documentation English (EN)	Standard	2456404	USD	0.00
<b>Warranty</b>				
Standard warranty 12 months or 1000 engine operational hours	Standard	100772	USD	0.00

<b>Telematics</b>				
WITOS FleetView includes a control unit (TCU) with a GPS receiver and the usage rights for the web application WITOS FleetView. The web access function offers a compact overview of the machine status including consumption data, working times, position data, error messages and service intervals. (The actual amount of data available depends on the machine type). The availability of WITOS FleetView is guaranteed for 3 years from the date of delivery.	Standard	2483436	USD	0.00
<b>Machine lighting</b>				
Lighting system consisting of 4 halogen and 8 LED working lights. The headlights illuminate the area in front of the machine, both machine sides, the area in front of the milling drum unit, the loading area, the ladder/footstep and the operator's platform. The light output of the working lights is approx. 19,500 lumen in total.	Standard	2487614	USD	0.00
High-performance lighting system consisting of 1 halogen and 14 LED working lights. The headlights illuminate the area in front of and behind the machine, both machine sides, the area in front of the milling drum unit, the loading area, the weather canopy, the ladder/footstep and the operator's platform. The light output of the working lights is approx. 26,300 lumen in total. LED working lights are extremely bright, shock-resistant and durable.	Option	2487615	USD	936.00
<b>Equipment Options</b>				
<b>Exhaust air filter</b>				
VCS - Vacuum Cutting System on the discharge conveyor, for extraction of fine material particles and water vapor from the sealed milling unit.	Option	2336913	USD	8,251.00
<b>Advance drive</b>				
Equipment of the machine with precision steering. Pushbuttons on the multi-function armrests with a proportional response permit more precise steering of the machine.	Standard	2478488	USD	0.00
<b>Equipment operator's platform</b>				
Operator's platform with weather canopy. The weather canopy is hydraulically adjustable in height and provides additional comfort during on-site operation. Including LED working light for illuminating the footstep. (Only in conjunction with electrohydraulic unit.)	Option	2336173	USD	8,156.00

<b>Milling drum assembly options</b>				
Overload sensor on the scraper FB1000 for automatic lifting function in case of obstacles. Effectively prevents the scraper from sinking into the loose sub-base, as well as getting stuck on obstacles.	Option	2478485	USD	2,701.00
Active floating position on the side plate right and left by continuous comparison between the milling depth and position of the side plate. If required, the side plate is lifted briefly to prevent tilting or sinking into a soft sub-base. (Only possible in conjunction with LEVEL PRO PLUS.)	Standard	2478486	USD	0.00
<b>Side milling ring</b>				
Pre-fitting for using a deep milling unit, including all necessary electro, hydraulic and water connections.	Option	2596465	USD	2,076.00
<b>Device for milling drum change</b>				
Milling drum assembly trolley for milling drums up to FB1300 (4 ft 3 in), for straightforward milling drum change	Option	105240	USD	2,633.00
<b>Additional milling units</b>				
FCS tandem scraper FB1000 (39") with necessary hydraulic and electrical systems. For the use of milling drums smaller than FB1000 (39"). The min. milling width for material loading onto the loading belt is FB600 (24")	Standard	2351463	USD	0.00
FCS milling unit FB300 (12") LA15, with quick-change toolholder system HT22, milling depth max. 11 in / 280 mm, equipped with 61 RS picks, including scraper bottom part FB300 (12")	Option	2308611	USD	14,983.00
FCS milling unit FB600 (24") LA12, with quick-change toolholder system HT22, milling depth max. 11 in / 280 mm, equipped with 80 picks, including scraper bottom part FB600 (24")	Option	2308615	USD	24,225.00
<b>Cold-start device</b>				
Electrical preheating of the fuel filter for maintaining free-flow properties of the fuel at low outside temperatures. Used for ensuring operating capability at temperatures below 32 degrees Fahrenheit / 0 degrees Celsius.	Option	2377357	USD	746.00

<b>Options for belt conveyor</b>				
Signal lights on the loading conveyor for a visual truck stop-and-go control without using the horn. The signal lights can be folded in hydraulically from the operator's platform.	Option	2409818	USD	6,392.00
<b>Leveling</b>				
Expansion of the LEVEL PRO PLUS leveling system by a SONIC SKI sensor. Ideal for contact-free wire and soil scanning. Including connection cable and holder.	Option	2352878	USD	5,727.00
<b>Leveling</b>				
Expansion of the leveling system for multiplex system package 3-way right, including 2 x ultrasonic sensors, and connection cable. (FB1000/1200)	Option	2544246	USD	3,651.00
Expansion of the leveling system to make multiplex system package 3-way right and 3-way left, including 4 x ultrasonic sensors and connection cable. (FB1000/1200)	Option	2544249	USD	7,288.00
<b>Leveling</b>				
The pre-fitting 3D laser leveling includes the required mechanical and electrical components for adaptation of a 3D laser leveling system on the machine. The exact positioning and robust configuration of the sensor masts form the basis for optimum working results. The supplied connection box provides for a simple and safe connection of the 3D system, without 3D system.	Option	2544251	USD	4,479.00
Expansion leveling system with basic equipment laser leveling, including holder and laser receiver, without laser transmitter	Option	2544252	USD	15,227.00
<b>Attachments</b>				
Battery-operated electro-hydraulic unit for operation of the machine hydraulics with the diesel engine switched off. (e.g. height adjustment of weather canopy, milling drum rotation device and hydraulic pick extractor drift)	Standard	2412494	USD	0.00
<b>Water system</b>				
Hydraulically operated high-pressure water cleaner with a maximum performance of 15 l/min at 150 bar pressure. Ideal for daily cleaning of the machine.	Option	2336231	USD	3,909.00

<b>Pick changing aids</b>				
Integrated air compressor system with pressure accumulator and filling points. Precondition for operation of compressed air tools (e.g. pneumatic hammers).	Option	2353106	USD	6,216.00
Hydraulically driven pick extractor drift, complete with holder and corresponding electrical and hydraulic connectors. Ideal for convenient and quiet pick change.	Option	2352889	USD	3,461.00
Milling drum rotation device with electrohydraulic milling drum drive for slowly turning the milling drum during pick replacement.	Standard	2352893	USD	0.00
<b>Wirtgen information and diagnostic system</b>				
Equipment of the machine with job data acquisition. The information is shown in the control display.	Standard	2410294	USD	0.00
<b>Camera system</b>				
Monitor system as maneuvering aid with 2 cameras and screen. A camera is mounted on the discharge conveyor and displays the loading of the truck. The 2nd camera shows the area in front of the milling drum housing. The camera images are displayed on the screen.	Option	2487637	USD	5,496.00
<b>Other devices</b>				
License plate holder with LED lighting to comply with country-specific regulations.	Option	2659037	USD	434.00
<b>Documentation</b>				
Additional set of technical documentation - North America country version (US)	Option		USD	81.00

<sup>1</sup>Option must be ordered from headquarters.

Date: 10/1/2019

## Price list

# W 100 Xfi - Non FCS

### Scope of supply – basic machine

- Engine: 6-CYLINDER DIESEL ENGINE TYPE CUMMINS QSL9 C-300
- Rated engine power 2100 r.p.m.: 248 kW / 333 HP / 337 PS
- Maximum power at 1900 r.p.m.: 257 kW / 345 HP / 350 PS
- Exhaust standard: US Tier 4f
- Standard milling width: 3 ft 3 in / 1000 mm
- Theoretical milling depth: 1 ft 1 in / 330 mm

### STANDARD EQUIPMENT

- Basic machine with engine
- Mechanically opening engine cowling with noise insulation
- Radiator with temperature-dependent fan speed
- Highly effective noise insulation throughout the engine compartment
- Automatic engine speed control depending on driving situation
- Elastically mounted engine station with low vibration and low noise

### MILLING DRUM HOUSING

- The right side of the milling drum housing can easily be folded down for maintenance or milling drum change
- Hydraulically operated scraper with mechanical locking

### LOADING OF MILLED MATERIAL

- Discharge conveyor slewing angle left 60 degrees – right 60 degrees
- Two slewing speeds on the hydraulically foldable discharge conveyor with an adjustable conveying speed for precise loading

### MACHINE CONTROL AND LEVELLING SYSTEM

- Digital milling depth indicator in the machine control display
- LEVEL PRO PLUS leveling system right and left
- RAPID SLOPE cross-slope sensor for LEVEL PRO ACTIVE leveling system
- Precise machine height adjustment in 1 or 5 mm steps on the main control panel of the machine
- Digital load control, manual engageable, hydraulic differential lock (by flow distributor)

### OPERATOR'S PLATFORM

- Hydraulically extending operator's platform for optimum visibility of the working area
- Steering console with adjustable rake and reach for ideal adaptation of the operator's platform to the operator
- Slender machine design permits unobstructed view of the milled edge as well as the working area in front of the milling drum on the right
- Conveniently accessible ladder/footstep to the operator's platform with night-time lighting and especially low bottom edge of the latter/footstep

- Robust anti-vandalism protection for the controls
- Mirror package comprising rear-view mirrors at front left and right as well as a forward-pointing mirror at the left of the operator's platform
- Reversing horn with clear audible signal
- Illuminated control panel / nighttime design
- Scraper height is shown on the display

#### CHASSIS AND HEIGHT ADJUSTMENT

- Hydraulic height adjustment of the front and rear track units at two speeds

#### MISCELLANEOUS

- Large tool package
- Device for towing away
- Generously sized water and diesel tanks
- Extensive safety package with several EMERGENCY STOP switches
- Pre-fitting for installing the WITOS FleetView control unit
- European design type certification, EuroTest mark and CE conformity

<b>List price ex subsidiary Wirtgen America</b>	<b>USD</b>	<b>562,427.00</b>
---	------------	-------------------

#### Mandatory Options

##### Exhaust Gas After Treatment

Exhaust after-treatment by diesel oxidation catalytic converter DOC in exhaust emissions category EU Stage 4 / US Tier 4f. Without diesel particulate filter.	<b>Standard</b>	<b>2490138</b>	<b>USD</b>	<b>0.00</b>
Exhaust after-treatment by diesel oxidation catalyst DOC in exhaust emissions category EU Stage 4 / US Tier 4f. Additionally equipped with diesel particulate filter (DPF) for operation e.g. in halls or in environmental zones with limited fine dust emission.	<b>Option</b>	<b>2490139</b>	<b>USD</b>	<b>13,504.00</b>

##### Crawler units

Configuration with 4 driven track units. The two front track units are steered. The track unit at the rear right is hydraulically slewing and also steers. Traveling speed max. 3.6 mph / 5.8 km/h.	<b>Standard</b>	<b>2777141</b>	<b>USD</b>	<b>0.00</b>
---	-----------------	----------------	------------	-------------

##### Milling drum housing

Wear-resistant milling drum housing FB1000 (3 ft 3 in) without milling drum	<b>Standard</b>	<b>2336164</b>	<b>USD</b>	<b>0.00</b>
---	-----------------	----------------	------------	-------------

##### Milling drums / milling units

Milling drum with milling width 1000 mm / 3 ft / 3 in, tool spacing 15 mm / 19/32 in, equipped with quick-change toolholder system HT22 and 99 picks. For a wide range of applications, e.g. removal of surface and binder layer, complete removal of road surfaces or concrete milling work.	<b>Standard</b>	<b>2308576</b>	<b>USD</b>	<b>0.00</b>
---	-----------------	----------------	------------	-------------

<b>OPERATOR'S PLATFORM</b>				
Standard operator's seat with shock absorption and lengthways adjustment	Standard	2412488	USD	0.00
<b>Hydraulic connection</b>				
Machine with hydraulic pre-fitting for a discharge conveyor with screw coupling. Each contains the coupling element on the machine side and the discharge conveyor side.	Standard	2412477	USD	0.00
<b>Material transport</b>				
Discharge conveyor 26 ft 9 in / 8,150 mm long with conveyor belt width 2 ft / 600 mm and hydraulic folding device for shortening the transport length or simplified maneuvering in narrow fields.	Standard	2336175	USD	0.00
<b>Paint</b>				
Painting in cream RAL 9001 with orange stripes. The complete lower part of the machine is painted in slate grey RAL 7015.	Standard	2336172	USD	0.00
Monocolor special painting. Cream white color is replaced by a special color (RAL according to customer). The complete lower part of the machine is painted in slate grey RAL 7015.	Option	2335240	USD	1,561.00
<b>Technical documentation</b>				
Technical documentation - North America country version (US)	Standard	2456347	USD	0.00
<b>Service documentation</b>				
Spare part and application documentation English (EN)	Standard	2456404	USD	0.00
<b>Warranty</b>				
Standard warranty 12 months or 1000 engine operational hours	Standard	100772	USD	0.00



<b>Telematics</b>				
WITOS FleetView includes a control unit (TCU) with a GPS receiver and the usage rights for the web application WITOS FleetView. The web access function offers a compact overview of the machine status including consumption data, working times, position data, error messages and service intervals. (The actual amount of data available depends on the machine type). The availability of WITOS FleetView is guaranteed for 3 years from the date of delivery.	Standard	2483436	USD	0.00
<b>Machine lighting</b>				
Lighting system consisting of 4 halogen and 8 LED working lights. The headlights illuminate the area in front of the machine, both machine sides, the area in front of the milling drum unit, the loading area, the ladder/footstep and the operator's platform. The light output of the working lights is approx. 19,500 lumen in total.	Standard	2487614	USD	0.00
High-performance lighting system consisting of 1 halogen and 14 LED working lights. The headlights illuminate the area in front of and behind the machine, both machine sides, the area in front of the milling drum unit, the loading area, the weather canopy, the ladder/footstep and the operator's platform. The light output of the working lights is approx. 26,300 lumen in total. LED working lights are extremely bright, shock-resistant and durable.	Option	2487615	USD	936.00
<b>Equipment Options</b>				
<b>Exhaust air filter</b>				
VCS - Vacuum Cutting System on the discharge conveyor, for extraction of fine material particles and water vapor from the sealed milling unit.	Option	2336913	USD	8,251.00
<b>Advance drive</b>				
Equipment of the machine with precision steering. Pushbuttons on the multi-function armrests with a proportional response permit more precise steering of the machine.	Standard	2478488	USD	0.00
<b>Equipment operator's platform</b>				
Operator's platform with weather canopy. The weather canopy is hydraulically adjustable in height and provides additional comfort during on-site operation. Including LED working light for illuminating the footstep. (Only in conjunction with electrohydraulic unit.)	Option	2336173	USD	8,156.00

<b>Milling drum assembly options</b>				
Overload sensor on the scraper FB1000 for automatic lifting function in case of obstacles. Effectively prevents the scraper from sinking into the loose sub-base, as well as getting stuck on obstacles.	Option	2478485	USD	2,701.00
Active floating position on the side plate right and left by continuous comparison between the milling depth and position of the side plate. If required, the side plate is lifted briefly to prevent tilting or sinking into a soft sub-base. (Only possible in conjunction with LEVEL PRO PLUS.)	Standard	2478486	USD	0.00
<b>Side milling ring</b>				
Pre-fitting for using a deep milling unit, including all necessary electro, hydraulic and water connections.	Option	2596465	USD	2,076.00
<b>Device for milling drum change</b>				
Milling drum assembly trolley for milling drums up to FB1300 (4 ft 3 in), for straightforward milling drum change	Option	105240	USD	2,633.00
<b>Cold-start device</b>				
Electrical preheating of the fuel filter for maintaining free-flow properties of the fuel at low outside temperatures. Used for ensuring operating capability at temperatures below 32 degrees Fahrenheit / 0 degrees Celsius.	Option	2377357	USD	746.00
<b>Options for belt conveyor</b>				
Signal lights on the loading conveyor for a visual truck stop-and-go control without using the horn. The signal lights can be folded in hydraulically from the operator's platform.	Option	2409818	USD	6,392.00
<b>Leveling</b>				
Expansion of the LEVEL PRO PLUS leveling system by a SONIC SKI sensor. Ideal for contact-free wire and soil scanning. Including connection cable and holder.	Option	2352878	USD	5,727.00
<b>Leveling</b>				
Expansion of the leveling system for multiplex system package 3-way right, including 2 x ultrasonic sensors, and connection cable. (FB1000/1200)	Option	2544246	USD	3,651.00
Expansion of the leveling system to make multiplex system package 3-way right and 3-way left, including 4 x ultrasonic sensors and connection cable. (FB1000/1200)	Option	2544249	USD	7,288.00

<b>Leveling</b>				
The pre-fitting 3D laser leveling includes the required mechanical and electrical components for adaptation of a 3D laser leveling system on the machine. The exact positioning and robust configuration of the sensor masts form the basis for optimum working results. The supplied connection box provides for a simple and safe connection of the 3D system, without 3D system.	Option	2544251	USD	4,479.00
Expansion leveling system with basic equipment laser leveling, including holder and laser receiver, without laser transmitter	Option	2544252	USD	15,227.00
<b>Attachments</b>				
Battery-operated electro-hydraulic unit for operation of the machine hydraulics with the diesel engine switched off. (e.g. height adjustment of weather canopy, milling drum rotation device and hydraulic pick extractor drift)	Standard	2412494	USD	0.00
<b>Water system</b>				
Hydraulically operated high-pressure water cleaner with a maximum performance of 15 l/min at 150 bar pressure. Ideal for daily cleaning of the machine.	Option	2336231	USD	3,909.00
<b>Pick changing aids</b>				
Integrated air compressor system with pressure accumulator and filling points. Precondition for operation of compressed air tools (e.g. pneumatic hammers).	Option	2353106	USD	6,216.00
Hydraulically driven pick extractor drift, complete with holder and corresponding electrical and hydraulic connectors. Ideal for convenient and quiet pick change.	Option	2352889	USD	3,461.00
Milling drum rotation device with electrohydraulic milling drum drive for slowly turning the milling drum during pick replacement.	Standard	2352893	USD	0.00
<b>Wirtgen information and diagnostic system</b>				
Equipment of the machine with job data acquisition. The information is shown in the control display.	Standard	2410294	USD	0.00

Camera system				
Monitor system as maneuvering aid with 2 cameras and screen. A camera is mounted on the discharge conveyor and displays the loading of the truck. The 2nd camera shows the area in front of the milling drum housing. The camera images are displayed on the screen.	Option	2487637	USD	5,496.00
Other devices				
License plate holder with LED lighting to comply with country-specific regulations.	Option	2659037	USD	434.00
Documentation				
Additional set of technical documentation - North America country version (US)	Option	USD		81.00
	Option	USD		14.00
¹Option must be ordered from headquarters.				
Date: 10/1/2019				



## Price list

### W 100 Cfi - FCS

#### Scope of supply – basic machine

- Engine: 6-CYLINDER DIESEL ENGINE TYPE CUMMINS QSL9 C-300
- Rated engine power 2100 r.p.m.: 248 kW / 333 HP / 337 PS
- Maximum power at 1900 r.p.m.: 257 kW / 345 HP / 350 PS
- Exhaust standard: EU Stage 4 / US Tier 4f
- Standard milling width: 3 ft 3 in / 1000 mm
- Theoretical milling depth: 1 ft 1 in / 330 mm

#### STANDARD EQUIPMENT

- Basic machine with engine
- Mechanically opening engine cowling with noise insulation
- Radiator with temperature-dependent fan speed
- Highly effective noise insulation throughout the engine compartment
- Automatic engine speed control depending on driving situation
- Elastically mounted engine station with low vibration and low noise

#### MILLING DRUM HOUSING

- The right side of the milling drum housing can easily be folded down for maintenance or milling drum change
- Hydraulically operated scraper with mechanical locking

#### LOADING OF MILLED MATERIAL

- Discharge conveyor slewing angle left 60 degrees – right 60 degrees
- Two slewing speeds on the hydraulically foldable discharge conveyor with an adjustable conveying speed for precise loading

#### MACHINE CONTROL AND LEVELLING SYSTEM

- Digital milling depth indicator in the machine control display
- LEVEL PRO PLUS leveling system right and left
- RAPID SLOPE cross-slope sensor for LEVEL PRO ACTIVE leveling system
- Precise machine height adjustment in 1 or 5 mm steps on the main control panel of the machine
- Digital load control, manual engageable, hydraulic differential lock (by flow distributor)

#### OPERATOR'S PLATFORM

- Hydraulically extending operator's platform for optimum visibility of the working area
- Steering console with adjustable rake and reach for ideal adaptation of the operator's platform to the operator
- Slender machine design permits unobstructed view of the milled edge as well as the working area in front of the milling drum on the right

<ul style="list-style-type: none"> <li>• Conveniently accessible ladder/footstep to the operator's platform with night-time lighting and especially low bottom edge of the latter/footstep</li> <li>• Robust anti-vandalism protection for the controls</li> <li>• Mirror package comprising rear-view mirrors at front left and right as well as a forward-pointing mirror at the left of the operator's platform</li> <li>• Reversing horn with clear audible signal</li> <li>• Illuminated control panel / nighttime design</li> <li>• Scraper height is shown on the display</li> </ul>		
<b>CHASSIS AND HEIGHT ADJUSTMENT</b>		
<ul style="list-style-type: none"> <li>• Hydraulic height adjustment of the front and rear track units at two speeds</li> </ul>		
<b>MISCELLANEOUS</b>		
<ul style="list-style-type: none"> <li>• Large tool package</li> <li>• Device for towing away</li> <li>• Generously sized water and diesel tanks</li> <li>• Extensive safety package with several EMERGENCY STOP switches</li> <li>• Pre-fitting for installing the WITOS FleetView control unit</li> <li>• European design type certification, EuroTest mark and CE conformity</li> </ul>		
<b>List price ex subsidiary Wirtgen America</b>		<b>USD 581,861.00</b>

<b>Mandatory Options</b>				
<b>Exhaust Gas After Treatment</b>				
Exhaust after-treatment by diesel oxidation catalytic converter DOC in exhaust emissions category EU Stage 4 / US Tier 4f. Without diesel particulate filter.	<b>Standard</b>	<b>2490138</b>	<b>USD</b>	<b>0.00</b>
Exhaust after-treatment by diesel oxidation catalyst DOC in exhaust emissions category EU Stage 4 / US Tier 4f. Additionally equipped with diesel particulate filter (DPF) - for operation e.g. in halls or in environmental zones with limited fine dust emission.	<b>Option</b>	<b>2490139</b>	<b>USD</b>	<b>13,504.00</b>
<b>Crawler units</b>				
Configuration with 4 driven track units. The two front track units are steered. The crawler unit at the rear right is hydraulically slewing and also steers. Traveling speed max. 3.6 mph / 5.8 km/h.	<b>Standard</b>	<b>2490142</b>	<b>USD</b>	<b>0.00</b>
<b>Milling drum housing</b>				
Wear-resistant milling drum housing FB1000 (3 ft 3 in) FCS with pre-fitting enabling a quick and easy change of the milling drums with varying spacings and milling widths, without milling drum.	<b>Standard</b>	<b>2336166</b>	<b>USD</b>	<b>0.00</b>

<b>Milling drums / milling units</b>				
FCS milling drum with milling width 1000 mm / 3 ft / 3 in, tool spacing 15 mm / 19/32 in, equipped with quick-change toolholder system HT22 and 99 picks. For a wide range of applications, e.g. removal of surface and binder layer, complete removal of road surfaces or concrete milling work.	Standard	2308062	USD	0.00
<b>Operator's platform</b>				
Standard operator's seat with shock absorption and lengthways adjustment	Standard	2412488	USD	0.00
<b>Hydraulic connection</b>				
Machine with hydraulic pre-fitting for a discharge conveyor with screw coupling. Each contains the coupling element on the machine side and the discharge conveyor side.	Standard	2412477	USD	0.00
<b>Material transport</b>				
Discharge conveyor 26 ft 9 in / 8,150 mm long with conveyor belt width 2 ft / 600 mm and hydraulic folding device for shortening the transport length or simplified maneuvering in narrow fields.	Standard	2336175	USD	0.00
<b>Paint</b>				
Painting in cream RAL 9001 with orange stripes. The complete lower part of the machine is painted in slate grey RAL 7015.	Standard	2336172	USD	0.00
Monocolor special painting. Cream white color is replaced by a special color (RAL according to customer). The complete lower part of the machine is painted in slate grey RAL 7015.	Option	2335240	USD	1,561.00
<b>Technical documentation</b>				
Technical documentation - North America country version (US)	Standard	2456347	USD	0.00
<b>Service documentation</b>				
Spare part and application documentation English (EN)	Standard	2456404	USD	0.00
<b>Warranty</b>				
Standard warranty 12 months or 1000 engine operational hours	Standard	100772	USD	0.00
<b>Telematics</b>				
WITOS FleetView includes a control unit (TCU) with a GPS receiver and the usage rights for the web application WITOS FleetView. The web access function offers a compact overview of the machine status including consumption data, working times, position data, error messages and service intervals. (The actual amount of data available depends on the machine type). The availability of WITOS FleetView is guaranteed for 3 years from the date of delivery.	Standard	2483436	USD	0.00

<b>Machine lighting</b>				
Lighting system consisting of 4 halogen and 8 LED working lights. The headlights illuminate the area in front of the machine, both machine sides, the area in front of the milling drum unit, the loading area, the ladder/footstep and the operator's platform. The light output of the working lights is approx. 19,500 lumen in total.	<b>Standard</b>	<b>2487614</b>	<b>USD</b>	<b>0.00</b>
High-performance lighting system consisting of 1 halogen and 14 LED working lights. The headlights illuminate the area in front of and behind the machine, both machine sides, the area in front of the milling drum unit, the loading area, the weather canopy, the ladder/footstep and the operator's platform. The light output of the working lights is approx. 26,300 lumen in total. LED working lights are extremely bright, shock-resistant and durable.	<b>Option</b>	<b>2487615</b>	<b>USD</b>	<b>936.00</b>
<b>Equipment Options</b>				
<b>Exhaust air filter</b>				
VCS - Vacuum Cutting System on the discharge conveyor, for extraction of fine material particles and water vapor from the sealed milling unit.	<b>Option</b>	<b>2336913</b>	<b>USD</b>	<b>8,251.00</b>
<b>Advance drive</b>				
Equipment of the machine with precision steering. Pushbuttons on the multi-function armrests with a proportional response permit more precise steering of the machine.	<b>Standard</b>	<b>2478488</b>	<b>USD</b>	<b>0.00</b>
<b>Equipment operator's platform</b>				
Operator's platform with weather canopy. The weather canopy is hydraulically adjustable in height and provides additional comfort during on-site operation. Including LED working light for illuminating the footstep. (Only in conjunction with electrohydraulic unit.)	<b>Option</b>	<b>2336173</b>	<b>USD</b>	<b>8,156.00</b>
<b>Milling drum assembly options</b>				
Overload sensor on the scraper FB1000 for automatic lifting function in case of obstacles. Effectively prevents the scraper from sinking into the loose sub-base, as well as getting stuck on obstacles.	<b>Option</b>	<b>2478485</b>	<b>USD</b>	<b>2,701.00</b>
Active floating position on the side plate right and left by continuous comparison between the milling depth and position of the side plate. If required, the side plate is lifted briefly to prevent tilting or sinking into a soft sub-base. (Only possible in conjunction with LEVEL PRO PLUS.)	<b>Standard</b>	<b>2478486</b>	<b>USD</b>	<b>0.00</b>



<b>Side milling ring</b>				
Pre-fitting for using a deep milling unit, including all necessary electro, hydraulic and water connections.	Option	2596465	USD	2,076.00
<b>Device for milling drum change</b>				
Milling drum assembly trolley for milling drums up to FB1300 (4 ft 3 in), for straightforward milling drum change	Option	105240	USD	2,633.00
<b>Additional milling units</b>				
FCS tandem scraper FB1000 (39") with necessary hydraulic and electrical systems. For the use of milling drums smaller than FB1000 (39"). The min. milling width for material loading onto the loading belt is FB600 (24")	Standard	2351463	USD	0.00
FCS milling unit FB300 (12") LA15, with quick-change toolholder system HT22, milling depth max. 11 in / 280 mm, equipped with 61 RS picks, including scraper bottom part FB300 (12")	Option	2308611	USD	14,983.00
FCS milling unit FB600 (24") LA12, with quick-change toolholder system HT22, milling depth max. 11 in / 280 mm, equipped with 80 picks, including scraper bottom part FB600 (24")	Option	2308615	USD	24,225.00
<b>Cold-start device</b>				
Electric preheating of the fuel filter for maintaining free-flow properties of the fuel at low outside temperatures. Used for ensuring operating capability at temperatures below 32 degrees Fahrenheit / 0 degrees Celsius.	Option	2377357	USD	746.00
<b>Options for belt conveyor</b>				
Signal lights on the loading conveyor for a visual truck stop-and-go control without using the horn. The signal lights can be folded in hydraulically from the operator's platform.	Option	2409818	USD	6,392.00
<b>Leveling</b>				
Expansion of the LEVEL PRO PLUS leveling system by a SONIC SKI sensor. Ideal for contact-free wire and soil scanning. Including connection cable and holder.	Option	2352878	USD	5,727.00
<b>Leveling</b>				
Expansion of the leveling system for multiplex system package 3-way right, including 2 x ultrasonic sensors, and connection cable. (FB1000/1200)	Option	2544246	USD	3,651.00
Expansion of the leveling system to make multiplex system package 3-way right and 3-way left, including 4 x ultrasonic sensors and connection cable. (FB1000/1200)	Option	2544249	USD	7,288.00

<b>Leveling</b>				
The pre-fitting 3D laser leveling includes the required mechanical and electrical components for adaptation of a 3D laser leveling system on the machine. The exact positioning and robust configuration of the sensor masts form the basis for optimum working results. The supplied connection box provides for a simple and safe connection of the 3D system, without 3D system.	Option	2544251	USD	4,479.00
Expansion leveling system with basic equipment laser leveling, including holder and laser receiver, without laser transmitter	Option	2544252	USD	15,227.00
<b>Attachments</b>				
Battery-operated electro-hydraulic unit for operation of the machine hydraulics with the diesel engine switched off. (e.g. height adjustment of weather canopy, milling drum rotation device and hydraulic pick extractor drift)	Standard	2412494	USD	0.00
<b>Water system</b>				
Hydraulically operated high-pressure water cleaner with a maximum performance of 15 l/min at 150 bar pressure. Ideal for daily cleaning of the machine.	Option	2336231	USD	3,909.00
<b>Pick changing aids</b>				
Integrated air compressor system with pressure accumulator and filling points. Precondition for operation of compressed air tools (e.g. pneumatic hammers).	Option	2353106	USD	6,216.00
Hydraulically driven pick extractor drift, complete with holder and corresponding electrical and hydraulic connectors. Ideal for convenient and quiet pick change.	Option	2352889	USD	3,461.00
Milling drum rotation device with electrohydraulic milling drum drive for slowly turning the milling drum during pick replacement.	Standard	2352893	USD	0.00
<b>Wirtgen information and diagnostic system</b>				
Equipment of the machine with job data acquisition. The information is shown in the control display.	Standard	2410294	USD	0.00
<b>Camera system</b>				
Monitor system as maneuvering aid with 2 cameras and screen. A camera is mounted on the discharge conveyor and displays the loading of the truck. The 2nd camera shows the area in front of the milling drum housing. The camera images are displayed on the screen.	Option	2487637	USD	5,496.00
<b>Other devices</b>				
License plate holder with LED lighting to comply with country-specific regulations.	Option	2659037	USD	434.00
<b>Documentation</b>				
Additional set of technical documentation - North America country version (US)	Option		USD	81.00
<sup>1</sup> Option must be ordered from headquarters. Date: 3/9/2019				

**Price list****W 100 Cfi - non FCS****Scope of supply – basic machine**

- Engine: 6-CYLINDER DIESEL ENGINE TYPE CUMMINS QSL9 C-300
- Rated engine power 2100 r.p.m.: 248 kW / 333 HP / 337 PS
- Maximum power at 1900 r.p.m.: 257 kW / 345 HP / 350 PS
- Exhaust standard: EU Stage 4 / US Tier 4f
- Standard milling width: 3 ft 3 in / 1000 mm
- Theoretical milling depth: 1 ft 1 in / 330 mm

**STANDARD EQUIPMENT**

- Basic machine with engine
- Mechanically opening engine cowling with noise insulation
- Radiator with temperature-dependent fan speed
- Highly effective noise insulation throughout the engine compartment
- Automatic engine speed control depending on driving situation
- Elastically mounted engine station with low vibration and low noise

**MILLING DRUM HOUSING**

- The right side of the milling drum housing can easily be folded down for maintenance or milling drum change
- Hydraulically operated scraper with mechanical locking

**LOADING OF MILLED MATERIAL**

- Discharge conveyor slewing angle left 60 degrees – right 60 degrees
- Two slewing speeds on the hydraulically foldable discharge conveyor with an adjustable conveying speed for precise loading

**MACHINE CONTROL AND LEVELLING SYSTEM**

- Digital milling depth indicator in the machine control display
- LEVEL PRO PLUS leveling system right and left
- RAPID SLOPE cross-slope sensor for LEVEL PRO ACTIVE leveling system
- Precise machine height adjustment in 1 or 5 mm steps on the main control panel of the machine
- Digital load control, manual engageable, hydraulic differential lock (by flow distributor)

#### **OPERATOR'S PLATFORM**

- Hydraulically extending operator's platform for optimum visibility of the working area
- Steering console with adjustable rake and reach for ideal adaptation of the operator's platform to the operator
- Slender machine design permits unobstructed view of the milled edge as well as the working area in front of the milling drum on the right
- Conveniently accessible ladder/footstep to the operator's platform with night-time lighting and especially low bottom edge of the latter/footstep
- Robust anti-vandalism protection for the controls
- Mirror package comprising rear-view mirrors at front left and right as well as a forward-pointing mirror at the left of the operator's platform
- Reversing horn with clear audible signal
- Illuminated control panel / nighttime design
- Scraper height is shown on the display

#### **CHASSIS AND HEIGHT ADJUSTMENT**

- Hydraulic height adjustment of the front and rear track units at two speeds

#### **MISCELLANEOUS**

- Large tool package
- Device for towing away
- Generously sized water and diesel tanks
- Extensive safety package with several EMERGENCY STOP switches
- Pre-fitting for installing the WITOS FleetView control unit
- European design type certification, EuroTest mark and CE conformity

**List price ex subsidiary Wirtgen America**

**USD 562,427.00**

Mandatory Options				
Exhaust Gas After Treatment				
Exhaust after-treatment by diesel oxidation catalytic converter DOC in exhaust emissions category EU Stage 4 / US Tier 4f. Without diesel particulate filter.	Standard	2490138	USD	0.00
Exhaust after-treatment by diesel oxidation catalyst DOC in exhaust emissions category EU Stage 4 / US Tier 4f. Additionally equipped with diesel particulate filter (DPF) - for operation e.g. in halls or in environmental zones with limited fine dust emission.	Option	2490139	USD	13,504.00
Crawler units				
Configuration with 4 driven track units. The two front track units are steered. The crawler unit at the rear right is hydraulically slewing and also steers. Traveling speed max. 3.6 mph / 5.8 km/h.	Standard	2490142	USD	0.00
Milling drum housing				
Wear-resistant milling drum housing FB1000 (3 ft 3 in) without milling drum	Standard	2336164	USD	0.00
Milling drums / milling units				
Milling drum with milling width 1000 mm / 3 ft / 3 in, tool spacing 15 mm / 19/32 in, equipped with quick-change toolholder system HT22 and 99 picks. For a wide range of applications, e.g. removal of surface and binder layer, complete removal of road surfaces or concrete milling work.	Standard	2308576	USD	0.00
Operator's platform				
Standard operator's seat with shock absorption and lengthways adjustment	Standard	2412488	USD	0.00
Hydraulic connection				
Machine with hydraulic pre-fitting for a discharge conveyor with screw coupling. Each contains the coupling element on the machine side and the discharge conveyor side.	Standard	2412477	USD	0.00
Material transport				
Discharge conveyor 26 ft 9 in / 8,150 mm long with conveyor belt width 2 ft / 600 mm and hydraulic folding device for shortening the transport length or simplified maneuvering in narrow fields.	Standard	2336175	USD	0.00

<b>Paint</b>				
Painting in cream RAL 9001 with orange stripes. The complete lower part of the machine is painted in slate grey RAL 7015.	<b>Standard</b>	<b>2336172</b>	<b>USD</b>	<b>0.00</b>
Monocolor special painting. Cream white color is replaced by a special color (RAL according to customer). The complete lower part of the machine is painted in slate grey RAL 7015.	<b>Option</b>	<b>2335240</b>	<b>USD</b>	<b>1,561.00</b>
<b>Technical documentation</b>				
Technical documentation - North America country version (US)	<b>Standard</b>	<b>2456347</b>	<b>USD</b>	<b>0.00</b>
<b>Service documentation</b>				
Spare part and application documentation English (EN)	<b>Standard</b>	<b>2456404</b>	<b>USD</b>	<b>0.00</b>
<b>Warranty</b>				
Standard warranty 12 months or 1000 engine operational hours	<b>Standard</b>	<b>100772</b>	<b>USD</b>	<b>0.00</b>
<b>Telematics</b>				
WITOS FleetView includes a control unit (TCU) with a GPS receiver and the usage rights for the web application WITOS FleetView. The web access function offers a compact overview of the machine status including consumption data, working times, position data, error messages and service intervals. (The actual amount of data available depends on the machine type). The availability of WITOS FleetView is guaranteed for 3 years from the date of delivery.	<b>Standard</b>	<b>2483436</b>	<b>USD</b>	<b>0.00</b>
<b>Machine lighting</b>				
Lighting system consisting of 4 halogen and 8 LED working lights. The headlights illuminate the area in front of the machine, both machine sides, the area in front of the milling drum unit, the loading area, the ladder/footstep and the operator's platform. The light output of the working lights is approx. 19,500 lumen in total.	<b>Standard</b>	<b>2487614</b>	<b>USD</b>	<b>0.00</b>
High-performance lighting system consisting of 1 halogen and 14 LED working lights. The headlights illuminate the area in front of and behind the machine, both machine sides, the area in front of the milling drum unit, the loading area, the weather canopy, the ladder/footstep and the operator's platform. The light output of the working lights is approx. 26,300 lumen in total. LED working lights are extremely bright, shock-resistant and durable.	<b>Option</b>	<b>2487615</b>	<b>USD</b>	<b>936.00</b>

Equipment Options				
<b>Exhaust air filter</b>				
VCS - Vacuum Cutting System on the discharge conveyor, for extraction of fine material particles and water vapor from the sealed milling unit.	Option	2336913	USD	8,251.00
<b>Advance drive</b>				
Equipment of the machine with precision steering. Pushbuttons on the multi-function armrests with a proportional response permit more precise steering of the machine.	Standard	2478488	USD	0.00
<b>Equipment operator's platform</b>				
Operator's platform with weather canopy. The weather canopy is hydraulically adjustable in height and provides additional comfort during on-site operation. Including LED working light for illuminating the footstep. (Only in conjunction with electrohydraulic unit.)	Option	2336173	USD	8,156.00
<b>Milling drum assembly options</b>				
Overload sensor on the scraper FB1000 for automatic lifting function in case of obstacles. Effectively prevents the scraper from sinking into the loose sub-base, as well as getting stuck on obstacles.	Option	2478485	USD	2,701.00
Active floating position on the side plate right and left by continuous comparison between the milling depth and position of the side plate. If required, the side plate is lifted briefly to prevent tilting or sinking into a soft sub-base. (Only possible in conjunction with LEVEL PRO PLUS.)	Standard	2478486	USD	0.00
<b>Side milling ring</b>				
Pre-fitting for using a deep milling unit, including all necessary electro, hydraulic and water connections.	Option	2596465	USD	2,076.00
<b>Device for milling drum change</b>				
Milling drum assembly trolley for milling drums up to FB1300 (4 ft 3 in), for straightforward milling drum change	Option	105240	USD	2,633.00
<b>Cold-start device</b>				
Electric preheating of the fuel filter for maintaining free-flow properties of the fuel at low outside temperatures. Used for ensuring operating capability at temperatures below 32 degrees Fahrenheit / 0 degrees Celsius.	Option	2377357	USD	746.00

<b>Options for belt conveyor</b>				
Signal lights on the loading conveyor for a visual truck stop-and-go control without using the horn. The signal lights can be folded in hydraulically from the operator's platform.	Option	2409818	USD	6,392.00
<b>Leveling</b>				
Expansion of the LEVEL PRO PLUS leveling system by a SONIC SKI sensor. Ideal for contact-free wire and soil scanning. Including connection cable and holder.	Option	2352878	USD	5,727.00
<b>Leveling</b>				
Expansion of the leveling system for multiplex system package 3-way right, including 2 x ultrasonic sensors, and connection cable. (FB1000/1200)	Option	2544246	USD	3,651.00
Expansion of the leveling system to make multiplex system package 3-way right and 3-way left, including 4 x ultrasonic sensors and connection cable. (FB1000/1200)	Option	2544249	USD	7,288.00
<b>Leveling</b>				
The pre-fitting 3D laser leveling includes the required mechanical and electrical components for adaptation of a 3D laser leveling system on the machine. The exact positioning and robust configuration of the sensor masts form the basis for optimum working results. The supplied connection box provides for a simple and safe connection of the 3D system, without 3D system.	Option	2544251	USD	4,479.00
Expansion leveling system with basic equipment laser leveling, including holder and laser receiver, without laser transmitter	Option	2544252	USD	15,227.00
<b>Attachments</b>				
Battery-operated electro-hydraulic unit for operation of the machine hydraulics with the diesel engine switched off. (e.g. height adjustment of weather canopy, milling drum rotation device and hydraulic pick extractor drift)	Standard	2412494	USD	0.00
<b>Water system</b>				
Hydraulically operated high-pressure water cleaner with a maximum performance of 15 l/min at 150 bar pressure. Ideal for daily cleaning of the machine.	Option	2336231	USD	3,909.00



<b>Pick changing aids</b>				
Integrated air compressor system with pressure accumulator and filling points. Precondition for operation of compressed air tools (e.g. pneumatic hammers).	Option	2353106	USD	6,216.00
Hydraulically driven pick extractor drift, complete with holder and corresponding electrical and hydraulic connectors. Ideal for convenient and quiet pick change.	Option	2352889	USD	3,461.00
Milling drum rotation device with electrohydraulic milling drum drive for slowly turning the milling drum during pick replacement.	Standard	2352893	USD	0.00
<b>Wirtgen information and diagnostic system</b>				
Equipment of the machine with job data acquisition. The information is shown in the control display.	Standard	2410294	USD	0.00
<b>Camera system</b>				
Monitor system as maneuvering aid with 2 cameras and screen. A camera is mounted on the discharge conveyor and displays the loading of the truck. The 2nd camera shows the area in front of the milling drum housing. The camera images are displayed on the screen.	Option	2487637	USD	5,496.00
<b>Other devices</b>				
License plate holder with LED lighting to comply with country-specific regulations.	Option	2659037	USD	434.00
<b>Documentation</b>				
Additional set of technical documentation - North America country version (US)	Option		USD	81.00
<sup>1</sup> Option must be ordered from headquarters. Date: 3/9/2019				



## Price list

## W 100 Ri

### Scope of supply – basic machine

- Engine: 6-CYLINDER DIESEL ENGINE TYPEDEUTZ TCD 6.1 L6 AG 4f
- Rated engine power 2300 r.p.m.: 160 kW / 214.6 HP / 217.5 PS
- Exhaust standard: EU Stage 4 / US Tier 4f
- Standard milling width: 3 ft 3 in / 1000 mm
- Theoretical milling depth: 1 ft / 300 mm

### SCOPE OF SUPPLY OF THE BASIC MACHINE

- Engine cover with noise insulation and flexibly decoupled engine mounting for especially quiet running and low noise emissions

### MILLING DRUM UNIT

- Automatically activating, hydraulic drive belt tensioner for reliable power transmission to the milling drum
- Hydraulically lifting side plate right and left
- Round milling drum housing and straight left side plate for optimum material transport, making for low left-over amounts when lifting out the milling drum
- The right side of the milling drum housing can easily be folded down for maintenance or milling drum change
- Optimized for quick change of the milling drum, including by using centering pins with the side door of the milling drum housing
- With automatic electrical safety shut-off for the milling drum

### LOADING OF MILLED MATERIAL

- Machine prepared for optional material loading by discharge conveyor
- Conveyor speed continuously variable
- Conveyor slewing angle right/left 25 degrees each for significantly improved loading procedures

### OPERATOR'S PLATFORM

- Operator's platform with ergonomically arranged operator's seat, control panel arranged on the right and digital milling depth indicator in the control display
- Steering console with adjustable rake and reach for ideal adaptation of the operator's platform to the operator
- 3 mirrors
- Machine design permits unobstructed view of the milled edge at the right and left as well as the working area in front of the milling drum on the right
- Conveniently accessible ladder/footstep to the operator's platform with night-time lighting and especially low, folding bottom edge of the latter/footstep
- Robust anti-vandalism protection for the controls

### CHASSIS AND HEIGHT ADJUSTMENT

- Precise machine height adjustment in 0.04 or 0.2 in / 1 or 5 mm steps from the machine control panel
- Infinitely variable, hydraulic all-wheel drive with three speed ranges
- Digital load control, manual engageable, hydraulic differential lock (by flow distributor)
- Wide solid rubber tires for the lowest ground pressures and optimum traction
- For milling along curb edges, the rear right support wheel can be swiveled hydraulically from the operator's platform in front of the milling drum.

- Hydraulic spring-loaded brake
- Proportional height adjustment at rear

#### **MISCELLANEOUS**

- Flexible weight concept by optional additional weights
- Particularly low machine center of gravity for high stability of the machine
- Robust and easily maintained machine chassis with optimum ground clearance and short overhangs
- Device for towing away
- Reversing horn
- Large tool package with lockable tool box and additional storage space for two pick containers
- Pre-fitting for installing the WITOS FleetView control unit
- European design type certification, EuroTest mark and CE conformity

**List price ex subsidiary Wirtgen America**

**USD 351,622.00**

Mandatory Options				
Milling drum housing				
Wear-resistant milling drum housing FB1000 (3 ft 3 in) without milling drum	Standard	2365918	USD	0.00
Wear-resistant milling drum housing FB1000 (3 ft 3 in) FCS-Light, with pre-fitting for quick and easy milling drum changes with different tool spacings while keeping the same working widths, without milling drum.	Option	2365919	USD	7,193.00
Wear-resistant milling drum housing FB600 (3 ft 3 in) FCS with pre-fitting enabling a quick and easy change of the milling drums with varying spacings and milling widths, without milling drum.	Option	2459677	USD	9,581.00
Milling drums / milling units				
Milling drum with milling width 1000 mm / (3 ft, 3 in) milling depth max. 300 mm / 1 ft, tool spacing 15 mm / 0.6 in, equipped with quick-change toolholder system HT22 and 100 picks. For a wide range of applications, e.g. removal of surface and binder layer or complete removal of road surfaces.	Standard	2311420	USD	0.00
Material depressor / milling unit seal front				
Front milling drum unit seal FB1000 (3 ft 3 in) with hydraulic height and contact pressure adjustment. An overload sensor with lifting function lifts the seal briefly in case of a collision and thus prevents damage.	Standard	2365926	USD	0.00
Operator's platform				
Standard operator's seat with shock absorption and lengthways adjustment	Standard	2365928	USD	0.00
Comfort operator's seat incl. seat heating. The operator's seat has shock absorption, lengthways adjustment and can be swiveled through 20 degrees.	Option	2365929	USD	1,031.00
Operator's platform				
Flexibly mounted operator's platform, without weather canopy.	Standard	2365930	USD	0.00
Operator's platform with weather canopy and lateral weather protection elements. The weather canopy can be adjusted in height hydraulically. The transparent weather protection elements on the side on the roof and the right of the operator's platform protect the operator against the effects of weather driving in from the sides, and ensure additional comfort when working. (FB1000)	Option	2436568	USD	8,564.00
Operator's platform with weather canopy and lateral weather protection elements. The weather canopy can be adjusted in height hydraulically. The transparent weather protection elements on the side on the roof and the right of the operator's platform protect the operator against the effects of weather driving in from the sides, and ensure additional comfort when working. (FB1200)	Option	2523456	USD	8,564.00
Milling depth regulation				
LEVEL PRO PLUS leveling system. The measurement is made using cylinder sensors on the side plate right and left. The milling depth is displayed and set intuitively on the LEVEL PRO PLUS control display. The milling depth is regulated automatically. Incl. pre-fitting for additional sensors (e.g. Rapid Slope).	Standard	2365933	USD	0.00

<b>Hydraulic connection</b>				
Machine with hydraulic pre-fitting for a discharge conveyor with screw coupling. Each contains the coupling element on the machine side and the discharge conveyor side.	<b>Standard</b>	<b>2370564</b>	<b>USD</b>	<b>0.00</b>
Machine with hydraulic pre-fitting for a discharge conveyor with quick-change coupling. For quick change of the discharge conveyor. Each contains the coupling element on the machine side and the discharge conveyor side.	<b>Option</b>	<b>2370565</b>	<b>USD</b>	<b>1,086.00</b>
<b>Material transport</b>				
Discharge conveyor 7,350 mm / 24 ft 1 in long with conveyor belt width 500 mm / 1 ft 8 in and hydraulic folding device for shortening the transport length or simplified maneuvering in narrow fields. Including an LED working light for illuminating the ejection area. Discharge conveyor including mechanical installation and removal assistance.	<b>Standard</b>	<b>2370568</b>	<b>USD</b>	<b>0.00</b>
<b>Paint</b>				
Painting in cream RAL 9001 with orange stripes. The complete lower part of the machine is painted in slate grey RAL 7015.	<b>Standard</b>	<b>2370429</b>	<b>USD</b>	<b>0.00</b>
Monocolor special painting. Cream white color is replaced by a special color (RAL according to customer). The complete lower part of the machine is painted in slate grey RAL 7015.	<b>Option</b>	<b>2370430</b>	<b>USD</b>	<b>1,561.00</b>
Two-color special painting. Cream color is replaced by two special colors (each RAL acc. to customer request). The complete lower part of the machine is painted in slate gray RAL 7015.	<b>Option</b>	<b>2370431</b>	<b>USD</b>	<b>10,029.00</b>
Multi-color special painting. Cream color is replaced by a maximum of two special colors (RAL acc. to customer request). In addition, the lower part of the machine is painted in one special color (RAL acc. to customer request).	<b>Option</b>	<b>2370432</b>	<b>USD</b>	<b>15,756.00</b>
<b>Technical documentation</b>				
Technical documentation - North America country version (US)	<b>Standard</b>	<b>2456347</b>	<b>USD</b>	<b>0.00</b>
<b>Service documentation</b>				
Spare part and application documentation English (EN)	<b>Standard</b>	<b>2456404</b>	<b>USD</b>	<b>0.00</b>
<b>Warranty</b>				
Standard warranty 12 months or 1000 engine operational hours	<b>Standard</b>	<b>100772</b>	<b>USD</b>	<b>0.00</b>
<b>Telematics</b>				
WITOS FleetView includes a control unit (TCU) with a GPS receiver and the usage rights for the web application WITOS FleetView. The web access function offers a compact overview of the machine status including consumption data, working times, position data, error messages and service intervals. (The actual amount of data available depends on the machine type). The availability of WITOS FleetView is guaranteed for 3 years from the date of delivery.	<b>Standard</b>	<b>2483436</b>	<b>USD</b>	<b>0.00</b>

<b>Machine lighting</b>				
Lighting system consisting of 1 LED strip, 3 halogen and 8 LED working lights. The headlights illuminate the area in front of the machine, the left machine side, the area in front of the milling drum unit, the loading area, the ladder/footstep and the operator's platform. The light output of the working lights is approx. 16,700 lumen in total.	Standard	2487612	USD	0.00
High-performance lighting system consisting of 2 LED strips, 1 halogen and 12 LED working lights. The headlights illuminate the area in front of the machine, the rear of the machine, the left machine side from the front and rear, the area in front of the milling drum unit, the wheel arch, the weather canopy, the loading area, the ladder/footstep and the operator's platform. The light output of the working lights is approx. 23,300 lumen in total. LED working lights are extremely bright, shock-resistant and durable.	Option	2487613	USD	923.00
<b>Crawler units</b>				
The machine is equipped with a front axle for using a milling unit with a width of 1.000 mm / 1.200 mm.	Standard	2589208	USD	0.00
<b>Equipment Options</b>				
<b>Additional weight</b>				
Additional weight 400 kg / 881 lb for four-wheel machine. 100 kg / 220 lb additional weight can be mounted in each rim. The additional weight can improve working under extreme conditions, although does increase the transport weight of the machine.	Option	2462950	USD	5,374.00
<b>Advance drive</b>				
Machine (FB1000 / FB1200) equipped for increased transfer speed with more powerful hydraulic components (up to 7,5 km/h / 4,5 mph). Construction site operations are significantly faster due to the increased transfer speed of the machine.	Standard	2370563	USD	0.00
Machine equipped with precision steering (FB1000/1200). Proportional push-buttons on the multi-function armrest enable the machine to be steered more precisely.	Standard	2478483	USD	0.00
<b>Milling drum assembly options</b>				
Overload sensor on the scraper FB1000/1200 for automatic lifting function in case of obstacles. Effectively prevents the scraper from sinking into the loose sub-base, as well as getting stuck on obstacles.	Option	2478481	USD	1,751.00
Active floating position on the side plate right and left by continuous comparison between the milling depth and position of the side plate. If required, the side plate is lifted briefly to prevent tilting or sinking into a soft sub-base. (Only possible in conjunction with LEVEL PRO PLUS.)	Option	2478486	USD	1,656.00
<b>Device for milling drum change</b>				
Milling drum assembly trolley for milling drums up to FB1300 (4 ft 3 in), for straightforward milling drum change	Option	105240	USD	2,633.00
Assembly aid for the fast milling drum change	Option	101056	USD	1,276.00
<b>Additional milling units</b>				

FCS milling unit FB400 (15,75") LA15, with quick-change toolholder system HT22, milling depth max. 0 ft 11 in / 300 mm, equipped with 59 RS picks, including scraper bottom part FB400 (15,75")	Option	2478482	USD	17,589.00
FCS milling unit FB500 (20") LA15, with quick-change toolholder system HT22, milling depth max. 0 ft 11 in / 300 mm, equipped with 65 RS picks, including scraper bottom part FB500 (20")	Option	2478484	USD	18,403.00
<b>Cold-start device</b>				
Electric preheating of the fuel filter for maintaining free-flow properties of the fuel at low outside temperatures. Used for ensuring operating capability at temperatures below 32 degrees Fahrenheit / 0 degrees Celsius.	Option	2468568	USD	394.00
<b>Options for belt conveyor</b>				
Hydraulic coupler on conveyor side for mounting on an additional discharge conveyor. For use on a machine pre-equipped with screw coupling.	Option	2370616	USD	163.00
<b>Lateral slope control</b>				
Expansion of the LEVEL PRO PLUS leveling system by a RAPID SLOPE sensor. Ideal, for example for aligning the machine in a defined lateral tilt on a one-sided reference.	Option	2370620	USD	4,004.00
Expansion of the LEVEL PRO PLUS leveling system by a leveling boom that can be moved out on the left side. The boom can be moved out hydraulically if required by up to 43 in / 1,080 mm and mechanically by a further 40 in / 1,020 mm. Including sensor and cable as well as LED position lights for indicating the moved-out boom.	Option	2417339	USD	5,496.00
<b>Water system / spraying agent system</b>				
Hydraulically driven water filler pump. For rapid filling of the water tank. The filler pump is located in an easily accessible position and is protected in the storage compartment at the ladder/footstep to the operator's platform.	Option	2511836	USD	2,701.00
<b>Pick changing aids</b>				
Hydraulically driven pick extractor with holder and corresponding electrical and hydraulic connectors. Ideal for a convenient, fast and quiet cutting tool replacement.	Option	2370621	USD	3,461.00
<b>Wirtgen information and diagnostic system</b>				
Equipment of the machine with job data acquisition. The information is shown in the control display.	Standard	2410294	USD	0.00
<b>Camera system</b>				
Monitor system as maneuvering aid with two cameras and screen. A camera is mounted on the discharge conveyor and displays the loading of the truck. The 2nd camera shows the area in front of the milling drum housing. The camera images are displayed on the screen.	Option	2487627	USD	4,967.00
<b>Other devices</b>				
License plate holder with LED lighting to comply with country-specific regulations.	Option	2655778	USD	434.00
<b>Documentation</b>				
Additional set of technical documentation - North America country version (US)	Option		USD	81.00
Date: 3/6/2019				

## Price list

# W 120 Xfi - FCS

### Scope of supply – basic machine

- Engine: 6-CYLINDER DIESEL ENGINE TYPE CUMMINS QSL9 C-300
- Rated engine power 2100 r.p.m.: 248 kW / 333 HP / 337 PS
- Maximum power at 1900 r.p.m.: 257 kW / 345 HP / 350 PS
- Exhaust standard: US Tier 4f
- Standard milling width: 3 ft 11 in / 1200 mm
- Theoretical milling depth: 1 ft 1 in / 330 mm

### STANDARD EQUIPMENT

- Basic machine with engine
- Mechanically opening engine cowling with noise insulation
- Radiator with temperature-dependent fan speed
- Highly effective noise insulation throughout the engine compartment
- Automatic engine speed control depending on driving situation
- Elastically mounted engine station with low vibration and low noise

### MILLING DRUM HOUSING

- The right side of the milling drum housing can easily be folded down for maintenance or milling drum change
- Hydraulically operated scraper with mechanical locking

### LOADING OF MILLED MATERIAL

- Discharge conveyor slewing angle left 60 degrees – right 60 degrees
- Two slewing speeds on the hydraulically foldable discharge conveyor with an adjustable conveying speed for precise loading

### MACHINE CONTROL AND LEVELLING SYSTEM

- Digital milling depth indicator in the machine control display
- LEVEL PRO PLUS leveling system right and left
- RAPID SLOPE cross-slope sensor for LEVEL PRO ACTIVE leveling system
- Precise machine height adjustment in 1 or 5 mm steps on the main control panel of the machine
- Digital load control, manual engageable, hydraulic differential lock (by flow distributor)

### OPERATOR'S PLATFORM

- Hydraulically extending operator's platform for optimum visibility of the working area
- Steering console with adjustable rake and reach for ideal adaptation of the operator's platform to the operator
- Slender machine design permits unobstructed view of the milled edge as well as the working area in front of the milling drum on the right
- Conveniently accessible ladder/footstep to the operator's platform with night-time lighting and especially low bottom edge of the latter/footstep



- Robust anti-vandalism protection for the controls
- Mirror package comprising rear-view mirrors at front left and right as well as a forward-pointing mirror at the left of the operator's platform
- Reversing horn with clear audible signal
- Illuminated control panel / nighttime design
- Scraper height is shown on the display

#### CHASSIS AND HEIGHT ADJUSTMENT

- Hydraulic height adjustment of the front and rear track units at two speeds

#### MISCELLANEOUS

- Large tool package
- Device for towing away
- Generously sized water and diesel tanks
- Extensive safety package with several EMERGENCY STOP switches
- Pre-fitting for installing the WITOS FleetView control unit
- European design type certification, EuroTest mark and CE conformity

<b>List price ex subsidiary Wirtgen America</b>	<b>USD</b>	<b>591,144.00</b>
---	------------	-------------------

Mandatory Options				
Exhaust Gas After Treatment				
Exhaust after-treatment by diesel oxidation catalytic converter DOC in exhaust emissions category EU Stage 4 / US Tier 4f. Without diesel particulate filter.	Standard	2490140	USD	0.00
Exhaust after-treatment by diesel oxidation catalyst DOC in exhaust emissions category EU Stage 4 / US Tier 4f. Additionally equipped with diesel particulate filter (DPF) for operation e.g. in halls or in environmental zones with limited fine dust emission.	Option	2490141	USD	13,504.00
Crawler units				
Configuration with 4 driven track units. The two front track units are steered. The track unit at the rear right is hydraulically slewing and also steers. Traveling speed max. 3.6 mph / 5.8 km/h.	Standard	2777141	USD	0.00

<b>Milling drum housing</b>				
Wear-resistant milling drum housing FB1200 (3 ft 11 in) FCS, with pre-fitting for quick and easy milling drum change, without milling drum	Standard	2336168	USD	0.00
<b>Milling drums / milling units</b>				
FCS milling drum with milling width 1200 mm / 3 ft / 11 in, tool spacing 15 mm / 19/32 in, equipped with quick-change toolholder system HT22 and 112 picks. For a wide range of applications, e.g. removal of surface and binder layer, complete removal of road surfaces or concrete milling work.	Standard	2308142	USD	0.00
<b>OPERATOR'S PLATFORM</b>				
Standard operator's seat with shock absorption and lengthways adjustment	Standard	2412488	USD	0.00
Comfort operator's seat incl. seat heating. The operator's seat has shock absorption, lengthways adjustment and can be swiveled through a total of 50 degrees.	Option	2412489	USD	1,154.00
<b>Hydraulic connection</b>				
Machine with hydraulic pre-fitting for a discharge conveyor with screw coupling. Each contains the coupling element on the machine side and the discharge conveyor side.	Standard	2412477	USD	0.00
<b>Material transport</b>				
Discharge conveyor 26 ft 9 in / 8,150 mm long with conveyor belt width 2 ft / 600 mm and hydraulic folding device for shortening the transport length or simplified maneuvering in narrow fields.	Standard	2336175	USD	0.00
<b>Paint</b>				
Painting in cream RAL 9001 with orange stripes. The complete lower part of the machine is painted in slate grey RAL 7015.	Standard	2336244	USD	0.00
Monocolor special painting. Cream white color is replaced by a special color (RAL according to customer). The complete lower part of the machine is painted in slate grey RAL 7015.	Option	2336246	USD	1,561.00

<b>Technical documentation</b>				
Technical documentation - North America country version (US)	Standard	2456347	USD	0.00
<b>Service documentation</b>				
Spare part and application documentation English (EN)	Standard	2456404	USD	0.00
<b>Warranty</b>				
Standard warranty 12 months or 1000 engine operational hours	Standard	100772	USD	0.00
<b>Telematics</b>				
WITOS FleetView includes a control unit (TCU) with a GPS receiver and the usage rights for the web application WITOS FleetView. The web access function offers a compact overview of the machine status including consumption data, working times, position data, error messages and service intervals. (The actual amount of data available depends on the machine type). The availability of WITOS FleetView is guaranteed for 3 years from the date of delivery.	Standard	2483436	USD	0.00
<b>Machine lighting</b>				
Lighting system consisting of 4 halogen and 8 LED working lights. The headlights illuminate the area in front of the machine, both machine sides, the area in front of the milling drum unit, the loading area, the ladder/footstep and the operator's platform. The light output of the working lights is approx. 19,500 lumen in total.	Standard	2487614	USD	0.00
High-performance lighting system consisting of 1 halogen and 14 LED working lights. The headlights illuminate the area in front of and behind the machine, both machine sides, the area in front of the milling drum unit, the loading area, the weather canopy, the ladder/footstep and the operator's platform. The light output of the working lights is approx. 26,300 lumen in total. LED working lights are extremely bright, shock-resistant and durable.	Option	2487615	USD	936.00
<b>Equipment Options</b>				
<b>Exhaust air filter</b>				0.00
VCS - Vacuum Cutting System on the discharge conveyor, for extraction of fine material particles and water vapor from the sealed milling unit.	Option	2336913	USD	8,251.00

<b>Advance drive</b>				
Equipment of the machine with precision steering. Pushbuttons on the multi-function armrests with a proportional response permit more precise steering of the machine.	Standard	2478488	USD	0.00
<b>Equipment operator's platform</b>				
Operator's platform with weather canopy. The weather canopy is hydraulically adjustable in height and provides additional comfort during on-site operation. Including LED working light for illuminating the footstep. (Only in conjunction with electrohydraulic unit.)	Option	2336173	USD	8,156.00
<b>Milling drum assembly options</b>				
Active floating position on the side plate right and left by continuous comparison between the milling depth and position of the side plate. If required, the side plate is lifted briefly to prevent tilting or sinking into a soft sub-base. (Only possible in conjunction with LEVEL PRO PLUS.)	Standard	2478486	USD	0.00
<b>Device for milling drum change</b>				
Milling drum assembly trolley for milling drums up to FB1300 (4 ft 3 in), for straightforward milling drum change	Option	105240	USD	2,633.00
<b>Additional milling units</b>				
FCS tandem scraper FB1200 (3 ft 11 in) with necessary hydraulic and electrical systems. For the use of milling drums smaller than FB1200 (3 ft 11 in). The min. milling width for material loading onto the loading belt is FB750	Standard	2351465	USD	0.00
FCS milling unit FB300 (12") LA15, with quick-change toolholder system HT22, milling depth max. 11 in / 280 mm, equipped with 61 RS picks, including scraper bottom part FB300 (12")	Option	2308611	USD	14,983.00
FCS milling unit FB600 (24") LA12, with quick-change toolholder system HT22, milling depth max. 11 in / 280 mm, equipped with 80 picks, including scraper bottom part FB600 (24")	Option	2308615	USD	24,225.00
FCS milling unit FB900 (2 ft 11 in) LA15, with quick-change toolholder system HT22, milling depth max. 11 in / 280 mm, equipped with 102 RS picks, including scraper bottom part FB900 (2 ft 11 in)	Option	2308616	USD	37,864.00

<b>Cold-start device</b>				
Electrical preheating of the fuel filter for maintaining free-flow properties of the fuel at low outside temperatures. Used for ensuring operating capability at temperatures below 32 degrees Fahrenheit / 0 degrees Celsius.	Option	2377357	USD	746.00
<b>Options for belt conveyor</b>				
Signal lights on the loading conveyor for a visual truck stop-and-go control without using the horn. The signal lights can be folded in hydraulically from the operator's platform.	Option	2409818	USD	6,392.00
<b>Leveling</b>				
Expansion of the LEVEL PRO PLUS leveling system by a SONIC SKI sensor. Ideal for contact-free wire and soil scanning. Including connection cable and holder.	Option	2352878	USD	5,727.00
<b>Leveling</b>				
Expansion of the leveling system for multiplex system package 3-way right, including 2 x ultrasonic sensors, and connection cable. (FB1000/1200)	Option	2544246	USD	3,651.00
Expansion of the leveling system to make multiplex system package 3-way right and 3-way left, including 4 x ultrasonic sensors and connection cable. (FB1000/1200)	Option	2544249	USD	7,288.00
<b>Attachments</b>				
Battery-operated electro-hydraulic unit for operation of the machine hydraulics with the diesel engine switched off. (e.g. height adjustment of weather canopy, milling drum rotation device and hydraulic pick extractor drift)	Standard	2412494	USD	0.00
<b>Water system</b>				
Hydraulically operated high-pressure water cleaner with a maximum performance of 15 l/min at 150 bar pressure. Ideal for daily cleaning of the machine.	Option	2336231	USD	3,909.00
<b>Pick changing aids</b>				
Integrated air compressor system with pressure accumulator and filling points. Precondition for operation of compressed air tools (e.g. pneumatic hammers).	Option	2353106	USD	6,216.00
Hydraulically driven pick extractor drift, complete with holder and corresponding electrical and hydraulic connectors. Ideal for convenient and quiet pick change.	Option	2352889	USD	3,461.00
Milling drum rotation device with electrohydraulic milling drum drive for slowly turning the milling drum during pick replacement.	Standard	2352893	USD	0.00

<b>Wirtgen information and diagnostic system</b>				
Equipment of the machine with job data acquisition. The information is shown in the control display.	<b>Standard</b>	<b>2410294</b>	<b>USD</b>	<b>0.00</b>
<b>Camera system</b>				
Monitor system as maneuvering aid with 2 cameras and screen. A camera is mounted on the discharge conveyor and displays the loading of the truck. The 2nd camera shows the area in front of the milling drum housing. The camera images are displayed on the screen.	<b>Option</b>	<b>2487637</b>	<b>USD</b>	<b>5,496.00</b>
<b>Other devices</b>				
License plate holder with LED lighting to comply with country-specific regulations.	<b>Option</b>	<b>2659037</b>	<b>USD</b>	<b>434.00</b>
<b>Additional milling drums</b>				
FCS milling drum with milling width 1200 mm / 3 ft / 11 in, milling depth max. 100 mm / 3 15/16 in, tool spacing 8 mm / 5/16 in, equipped with quick-change toolholder system HT22 and 174 picks. For applications with a high requirement on macro and micro-profile of the road surface, e.g fine milling with increased evenness or correction milling work.	<b>Option</b>	<b>2308216</b>	<b>USD</b>	<b>47,961.00</b>
FCS milling drum, with milling width 1200 mm / 3 ft / 11 in, milling depth max. 50 mm / 1 31/32 in, tool spacing 6x2 mm / 15/64 x / 5/64 in, equipped with welded holder system HT5 and 410 picks. For applications with the maximum requirement on macro and micro-profile of the road surface, e.g. increase in grip by roughening, preparatory milling for thin-layer coverings or removal of markings on the road surface.	<b>Option</b>	<b>2061125</b>	<b>USD</b>	<b>56,566.00</b>
FCS milling drum with milling width 1200 mm / 3 ft / 11 in, tool spacing 25 mm / 63/64 in, equipped with quick-change toolholder system HT22 and 87 picks. For applications with high requirements for milling volume, e.g. complete removal of road surfaces or concrete milling work.	<b>Option</b>	<b>2308286</b>	<b>USD</b>	<b>22,542.00</b>
<b>Documentation</b>				
Additional set of technical documentation - North America country version (US)	<b>Option</b>		<b>USD</b>	<b>81.00</b>
Spare part and application documentation English (EN)	<b>Option</b>		<b>USD</b>	<b>14.00</b>

<sup>1</sup>Option must be ordered from headquarters.

Date: 10/1/2019

## Price list

# W 120 Xfi - Non FCS

### Scope of supply – basic machine

- Engine: 6-CYLINDER DIESEL ENGINE TYPE CUMMINS QSL9 C-300
- Rated engine power 2100 r.p.m.: 248 kW / 333 HP / 337 PS
- Maximum power at 1900 r.p.m.: 257 kW / 345 HP / 350 PS
- Exhaust standard: US Tier 4f
- Standard milling width: 3 ft 11 in / 1200 mm
- Theoretical milling depth: 1 ft 1 in / 330 mm

### STANDARD EQUIPMENT

- Basic machine with engine
- Mechanically opening engine cowling with noise insulation
- Radiator with temperature-dependent fan speed
- Highly effective noise insulation throughout the engine compartment
- Automatic engine speed control depending on driving situation
- Elastically mounted engine station with low vibration and low noise

### MILLING DRUM HOUSING

- The right side of the milling drum housing can easily be folded down for maintenance or milling drum change
- Hydraulically operated scraper with mechanical locking

### LOADING OF MILLED MATERIAL

- Discharge conveyor slewing angle left 60 degrees – right 60 degrees
- Two slewing speeds on the hydraulically foldable discharge conveyor with an adjustable conveying speed for precise loading

### MACHINE CONTROL AND LEVELLING SYSTEM

- Digital milling depth indicator in the machine control display
- LEVEL PRO PLUS leveling system right and left
- RAPID SLOPE cross-slope sensor for LEVEL PRO ACTIVE leveling system
- Precise machine height adjustment in 1 or 5 mm steps on the main control panel of the machine
- Digital load control, manual engageable, hydraulic differential lock (by flow distributor)

### OPERATOR'S PLATFORM

- Hydraulically extending operator's platform for optimum visibility of the working area
- Steering console with adjustable rake and reach for ideal adaptation of the operator's platform to the operator
- Slender machine design permits unobstructed view of the milled edge as well as the working area in front of the milling drum on the right
- Conveniently accessible ladder/footstep to the operator's platform with night-time lighting and especially low bottom edge of the latter/footstep

- Robust anti-vandalism protection for the controls
- Mirror package comprising rear-view mirrors at front left and right as well as a forward-pointing mirror at the left of the operator's platform
- Reversing horn with clear audible signal
- Illuminated control panel / nighttime design
- Scraper height is shown on the display

#### CHASSIS AND HEIGHT ADJUSTMENT

- Hydraulic height adjustment of the front and rear track units at two speeds

#### MISCELLANEOUS

- Large tool package
- Device for towing away
- Generously sized water and diesel tanks
- Extensive safety package with several EMERGENCY STOP switches
- Pre-fitting for installing the WITOS FleetView control unit
- European design type certification, EuroTest mark and CE conformity

<b>List price ex subsidiary Wirtgen America</b>	<b>USD</b>	<b>570,977.00</b>
---	------------	-------------------

#### Mandatory Options

##### Exhaust Gas After Treatment

Exhaust after-treatment by diesel oxidation catalytic converter DOC in exhaust emissions category EU Stage 4 / US Tier 4f. Without diesel particulate filter.	<b>Standard</b>	<b>2490140</b>	<b>USD</b>	<b>0.00</b>
---	-----------------	----------------	------------	-------------

Exhaust after-treatment by diesel oxidation catalyst DOC in exhaust emissions category EU Stage 4 / US Tier 4f. Additionally equipped with diesel particulate filter (DPF) for operation e.g. in halls or in environmental zones with limited fine dust emission.	<b>Option</b>	<b>2490141</b>	<b>USD</b>	<b>13,504.00</b>
---	---------------	----------------	------------	------------------

##### Crawler units

Configuration with 4 driven track units. The two front track units are steered. The track unit at the rear right is hydraulically slewing and also steers. Traveling speed max. 3.6 mph / 5.8 km/h.	<b>Standard</b>	<b>2777141</b>	<b>USD</b>	<b>0.00</b>
---	-----------------	----------------	------------	-------------

##### Milling drum housing

Wear-resistant milling drum housing FB1200 (3 ft 11 in) without milling drum	<b>Standard</b>	<b>2336167</b>	<b>USD</b>	<b>0.00</b>
--	-----------------	----------------	------------	-------------

##### Milling drums / milling units

Milling drum with milling width 1200 mm / 3 ft / 11 in, tool spacing 15 mm / 19/32 in, equipped with quick-change toolholder system HT22 and 115 picks. For a wide range of applications, e.g. removal of surface and binder layer, complete removal of road surfaces or concrete milling work.	<b>Standard</b>	<b>2308578</b>	<b>USD</b>	<b>0.00</b>
---	-----------------	----------------	------------	-------------



<b>OPERATOR'S PLATFORM</b>				
Standard operator's seat with shock absorption and lengthways adjustment	Standard	2412488	USD	0.00
Comfort operator's seat incl. seat heating. The operator's seat has shock absorption, lengthways adjustment and can be swiveled through a total of 50 degrees.	Option	2412489	USD	1,154.00
<b>Hydraulic connection</b>				
Machine with hydraulic pre-fitting for a discharge conveyor with screw coupling. Each contains the coupling element on the machine side and the discharge conveyor side.	Standard	2412477	USD	0.00
<b>Material transport</b>				
Discharge conveyor 26 ft 9 in / 8,150 mm long with conveyor belt width 2 ft / 600 mm and hydraulic folding device for shortening the transport length or simplified maneuvering in narrow fields.	Standard	2336175	USD	0.00
<b>Paint</b>				
Painting in cream RAL 9001 with orange stripes. The complete lower part of the machine is painted in slate grey RAL 7015.	Standard	2336244	USD	0.00
Monocolor special painting. Cream white color is replaced by a special color (RAL according to customer). The complete lower part of the machine is painted in slate grey RAL 7015.	Option	2336246	USD	1,561.00
<b>Technical documentation</b>				
Technical documentation - North America country version (US)	Standard	2456347	USD	0.00
<b>Service documentation</b>				
Spare part and application documentation English (EN)	Standard	2456404	USD	0.00
<b>Warranty</b>				
Standard warranty 12 months or 1000 engine operational hours	Standard	100772	USD	0.00

<b>Telematics</b>				
WITOS FleetView includes a control unit (TCU) with a GPS receiver and the usage rights for the web application WITOS FleetView. The web access function offers a compact overview of the machine status including consumption data, working times, position data, error messages and service intervals. (The actual amount of data available depends on the machine type). The availability of WITOS FleetView is guaranteed for 3 years from the date of delivery.	<b>Standard</b>	<b>2483436</b>	<b>USD</b>	<b>0.00</b>
<b>Machine lighting</b>				
Lighting system consisting of 4 halogen and 8 LED working lights. The headlights illuminate the area in front of the machine, both machine sides, the area in front of the milling drum unit, the loading area, the ladder/footstep and the operator's platform. The light output of the working lights is approx. 19,500 lumen in total.	<b>Standard</b>	<b>2487614</b>	<b>USD</b>	<b>0.00</b>
High-performance lighting system consisting of 1 halogen and 14 LED working lights. The headlights illuminate the area in front of and behind the machine, both machine sides, the area in front of the milling drum unit, the loading area, the weather canopy, the ladder/footstep and the operator's platform. The light output of the working lights is approx. 26,300 lumen in total. LED working lights are extremely bright, shock-resistant and durable.	<b>Option</b>	<b>2487615</b>	<b>USD</b>	<b>936.00</b>
<b>Equipment Options</b>				
<b>Exhaust air filter</b>				
VCS - Vacuum Cutting System on the discharge conveyor, for extraction of fine material particles and water vapor from the sealed milling unit.	<b>Option</b>	<b>2336913</b>	<b>USD</b>	<b>8,251.00</b>
<b>Advance drive</b>				
Equipment of the machine with precision steering. Pushbuttons on the multi-function armrests with a proportional response permit more precise steering of the machine.	<b>Standard</b>	<b>2478488</b>	<b>USD</b>	<b>0.00</b>

<b>Equipment operator's platform</b>				
Operator's platform with weather canopy. The weather canopy is hydraulically adjustable in height and provides additional comfort during on-site operation. Including LED working light for illuminating the footstep. (Only in conjunction with electrohydraulic unit.)	Option	2336173	USD	8,156.00
<b>Milling drum assembly options</b>				
Active floating position on the side plate right and left by continuous comparison between the milling depth and position of the side plate. If required, the side plate is lifted briefly to prevent tilting or sinking into a soft sub-base. (Only possible in conjunction with LEVEL PRO PLUS.)	Standard	2478486	USD	0.00
<b>Device for milling drum change</b>				
Milling drum assembly trolley for milling drums up to FB1300 (4 ft 3 in), for straightforward milling drum change	Option	105240	USD	2,633.00
<b>Cold-start device</b>				
Electrical preheating of the fuel filter for maintaining free-flow properties of the fuel at low outside temperatures. Used for ensuring operating capability at temperatures below 32 degrees Fahrenheit / 0 degrees Celsius.	Option	2377357	USD	746.00
<b>Options for belt conveyor</b>				
Signal lights on the loading conveyor for a visual truck stop-and-go control without using the horn. The signal lights can be folded in hydraulically from the operator's platform.	Option	2409818	USD	6,392.00
<b>Leveling</b>				
Expansion of the LEVEL PRO PLUS leveling system by a SONIC SKI sensor. Ideal for contact-free wire and soil scanning. Including connection cable and holder.	Option	2352878	USD	5,727.00
<b>Leveling</b>				
Expansion of the leveling system for multiplex system package 3-way right, including 2 x ultrasonic sensors, and connection cable. (FB1000/1200)	Option	2544246	USD	3,651.00
Expansion of the leveling system to make multiplex system package 3-way right and 3-way left, including 4 x ultrasonic sensors and connection cable. (FB1000/1200)	Option	2544249	USD	7,288.00

<b>Attachments</b>				
Battery-operated electro-hydraulic unit for operation of the machine hydraulics with the diesel engine switched off. (e.g. height adjustment of weather canopy, milling drum rotation device and hydraulic pick extractor drift)	Standard	2412494	USD	0.00
<b>Water system</b>				
Hydraulically operated high-pressure water cleaner with a maximum performance of 15 l/min at 150 bar pressure. Ideal for daily cleaning of the machine.	Option	2336231	USD	3,909.00
<b>Pick changing aids</b>				
Integrated air compressor system with pressure accumulator and filling points. Precondition for operation of compressed air tools (e.g. pneumatic hammers).	Option	2353106	USD	6,216.00
Hydraulically driven pick extractor drift, complete with holder and corresponding electrical and hydraulic connectors. Ideal for convenient and quiet pick change.	Option	2352889	USD	3,461.00
Milling drum rotation device with electrohydraulic milling drum drive for slowly turning the milling drum during pick replacement.	Standard	2352893	USD	0.00
<b>Wirtgen information and diagnostic system</b>				
Equipment of the machine with job data acquisition. The information is shown in the control display.	Standard	2410294	USD	0.00
<b>Camera system</b>				
Monitor system as maneuvering aid with 2 cameras and screen. A camera is mounted on the discharge conveyor and displays the loading of the truck. The 2nd camera shows the area in front of the milling drum housing. The camera images are displayed on the screen.	Option	2487637	USD	5,496.00
<b>Other devices</b>				
License plate holder with LED lighting to comply with country-specific regulations.	Option	2659037	USD	434.00
<b>Documentation</b>				
Additional set of technical documentation - North America country version (US)	Option		USD	81.00
Spare part and application documentation English (EN)	Option		USD	14.00

<sup>1</sup>Option must be ordered from headquarters.

Date: 10/1/2019



## Price list

### W 120 Cfi - FCS

#### Scope of supply – basic machine

- Engine: 6-CYLINDER DIESEL ENGINE TYPE CUMMINS QSL9 C-300
- Rated engine power 2100 r.p.m.: 248 kW / 333 HP / 337 PS
- Maximum power at 1900 r.p.m.: 257 kW / 345 HP / 350 PS
- Exhaust standard: EU Stage 4 / US Tier 4f
- Standard milling width: 3 ft 11 in / 1200 mm
- Theoretical milling depth: 1 ft 1 in / 330 mm

#### STANDARD EQUIPMENT

- Basic machine with engine
- Mechanically opening engine cowling with noise insulation
- Radiator with temperature-dependent fan speed
- Highly effective noise insulation throughout the engine compartment
- Automatic engine speed control depending on driving situation
- Elastically mounted engine station with low vibration and low noise

#### MILLING DRUM HOUSING

- The right side of the milling drum housing can easily be folded down for maintenance or milling drum change
- Hydraulically operated scraper with mechanical locking

#### LOADING OF MILLED MATERIAL

- Discharge conveyor slewing angle left 60 degrees – right 60 degrees
- Two slewing speeds on the hydraulically foldable discharge conveyor with an adjustable conveying speed for precise loading

#### MACHINE CONTROL AND LEVELLING SYSTEM

- Digital milling depth indicator in the machine control display
- LEVEL PRO PLUS leveling system right and left
- RAPID SLOPE cross-slope sensor for LEVEL PRO ACTIVE leveling system
- Precise machine height adjustment in 1 or 5 mm steps on the main control panel of the machine
- Digital load control, manual engageable, hydraulic differential lock (by flow distributor)

#### OPERATOR'S PLATFORM

- Hydraulically extending operator's platform for optimum visibility of the working area
- Steering console with adjustable rake and reach for ideal adaptation of the operator's platform to the operator

<ul style="list-style-type: none"> <li>Slender machine design permits unobstructed view of the milled edge as well as the working area in front of the milling drum on the right</li> <li>Conveniently accessible ladder/footstep to the operator's platform with night-time lighting and especially low bottom edge of the latter/footstep</li> <li>Robust anti-vandalism protection for the controls</li> <li>Mirror package comprising rear-view mirrors at front left and right as well as a forward-pointing mirror at the left of the operator's platform</li> <li>Reversing horn with clear audible signal</li> <li>Illuminated control panel / nighttime design</li> <li>Scraper height is shown on the display</li> </ul>
<b>CHASSIS AND HEIGHT ADJUSTMENT</b>
<ul style="list-style-type: none"> <li>Hydraulic height adjustment of the front and rear track units at two speeds</li> </ul>
<b>MISCELLANEOUS</b>
<ul style="list-style-type: none"> <li>Large tool package</li> <li>Device for towing away</li> <li>Generously sized water and diesel tanks</li> <li>Extensive safety package with several EMERGENCY STOP switches</li> <li>Pre-fitting for installing the WITOS FleetView control unit</li> <li>European design type certification, EuroTest mark and CE conformity</li> </ul>
<b>List price ex subsidiary Wirtgen America</b> <div>USD 591,144.00</div>

Mandatory Options				
Exhaust Gas After Treatment				
Exhaust after-treatment by diesel oxidation catalytic converter DOC in exhaust emissions category EU Stage 4 / US Tier 4f. Without diesel particulate filter.	Standard	2490140	USD	0.00
Exhaust after-treatment by diesel oxidation catalyst DOC in exhaust emissions category EU Stage 4 / US Tier 4f. Additionally equipped with diesel particulate filter (DPF) - for operation e.g. in halls or in environmental zones with limited fine dust emission.	Option	2490141	USD	13,504.00
Crawler units				
Configuration with 4 driven track units. The two front track units are steered. The crawler unit at the rear right is hydraulically slewing and also steers. Traveling speed max. 3.6 mph / 5.8 km/h.	Standard	2490142	USD	0.00

<b>Milling drum housing</b>				
Wear-resistant milling drum housing FB1200 (3 ft 11 in) FCS, with pre-fitting for quick and easy milling drum change, without milling drum	Standard	2336168	USD	0.00
<b>Milling drums / milling units</b>				
FCS milling drum with milling width 1200 mm / 3 ft 11 in, tool spacing 15 mm / 19/32 in, equipped with quick-change toolholder system HT22 and 115 picks. For a wide range of applications, e.g. removal of surface and binder layer, complete removal of road surfaces or concrete milling work.	Standard	2308142	USD	0.00
<b>Operator's platform</b>				
Standard operator's seat with shock absorption and lengthways adjustment	Standard	2412488	USD	0.00
Comfort operator's seat incl. seat heating. The operator's seat has shock absorption, lengthways adjustment and can be swiveled through a total of 50 degrees.	Option	2412489	USD	1,154.00
<b>Hydraulic connection</b>				
Machine with hydraulic pre-fitting for a discharge conveyor with screw coupling. Each contains the coupling element on the machine side and the discharge conveyor side.	Standard	2412477	USD	0.00
<b>Material transport</b>				
Discharge conveyor 26 ft 9 in / 8,150 mm long with conveyor belt width 2 ft / 600 mm and hydraulic folding device for shortening the transport length or simplified maneuvering in narrow fields.	Standard	2336175	USD	0.00
<b>Paint</b>				
Painting in cream RAL 9001 with orange stripes. The complete lower part of the machine is painted in slate grey RAL 7015.	Standard	2336244	USD	0.00
Monocolor special painting. Cream white color is replaced by a special color (RAL according to customer). The complete lower part of the machine is painted in slate grey RAL 7015.	Option	2336246	USD	1,561.00

<b>Technical documentation</b>				
Technical documentation - North America country version (US)	Standard	2456347	USD	0.00
<b>Service documentation</b>				
Spare part and application documentation English (EN)	Standard	2456404	USD	0.00
<b>Warranty</b>				
Standard warranty 12 months or 1000 engine operational hours	Standard	100772	USD	0.00
<b>Telematics</b>				
WITOS FleetView includes a control unit (TCU) with a GPS receiver and the usage rights for the web application WITOS FleetView. The web access function offers a compact overview of the machine status including consumption data, working times, position data, error messages and service intervals. (The actual amount of data available depends on the machine type). The availability of WITOS FleetView is guaranteed for 3 years from the date of delivery.	Standard	2483436	USD	0.00
<b>Machine lighting</b>				
Lighting system consisting of 4 halogen and 8 LED working lights. The headlights illuminate the area in front of the machine, both machine sides, the area in front of the milling drum unit, the loading area, the ladder/footstep and the operator's platform. The light output of the working lights is approx. 19,500 lumen in total.	Standard	2487614	USD	0.00
High-performance lighting system consisting of 1 halogen and 14 LED working lights. The headlights illuminate the area in front of and behind the machine, both machine sides, the area in front of the milling drum unit, the loading area, the weather canopy, the ladder/footstep and the operator's platform. The light output of the working lights is approx. 26,300 lumen in total. LED working lights are extremely bright, shock-resistant and durable.	Option	2487615	USD	936.00
<b>Equipment Options</b>				
<b>Exhaust air filter</b>				
VCS - Vacuum Cutting System on the discharge conveyor, for extraction of fine material particles and water vapor from the sealed milling unit.	Option	2336913	USD	8,251.00
<b>Advance drive</b>				
Equipment of the machine with precision steering. Pushbuttons on the multi-function armrests with a proportional response permit more precise steering of the machine.	Standard	2478488	USD	0.00



<b>Equipment operator's platform</b>				
Operator's platform with weather canopy. The weather canopy is hydraulically adjustable in height and provides additional comfort during on-site operation. Including LED working light for illuminating the footstep. (Only in conjunction with electrohydraulic unit.)	Option	2336173	USD	8,156.00
<b>Milling drum assembly options</b>				
Active floating position on the side plate right and left by continuous comparison between the milling depth and position of the side plate. If required, the side plate is lifted briefly to prevent tilting or sinking into a soft sub-base. (Only possible in conjunction with LEVEL PRO PLUS.)	Standard	2478486	USD	0.00
<b>Device for milling drum change</b>				
Milling drum assembly trolley for milling drums up to FB1300 (4 ft 3 in), for straightforward milling drum change	Option	105240	USD	2,633.00
<b>Additional milling units</b>				
FCS tandem scraper FB1200 (3 ft 11 in) with necessary hydraulic and electrical systems. For the use of milling drums smaller than FB1200 (3 ft 11 in). The min. milling width for material loading onto the loading belt is FB750	Standard	2351465	USD	0.00
FCS milling unit FB300 (12") LA15, with quick-change toolholder system HT22, milling depth max. 11 in / 280 mm, equipped with 61 RS picks, including scraper bottom part FB300 (12")	Option	2308611	USD	14,983.00
FCS milling unit FB600 (24") LA12, with quick-change toolholder system HT22, milling depth max. 11 in / 280 mm, equipped with 80 picks, including scraper bottom part FB600 (24")	Option	2308615	USD	24,225.00
FCS milling unit FB900 (2 ft 11 in) LA15, with quick-change toolholder system HT22, milling depth max. 11 in / 280 mm, equipped with 102 RS picks, including scraper bottom part FB900 (2 ft 11 in)	Option	2308616	USD	37,864.00
<b>Cold-start device</b>				
Electric preheating of the fuel filter for maintaining free-flow properties of the fuel at low outside temperatures. Used for ensuring operating capability at temperatures below 32 degrees Fahrenheit / 0 degrees Celsius.	Option	2377357	USD	746.00
<b>Options for belt conveyor</b>				
Signal lights on the loading conveyor for a visual truck stop-and-go control without using the horn. The signal lights can be folded in hydraulically from the operator's platform.	Option	2409818	USD	6,392.00

<b>Leveling</b>				
Expansion of the LEVEL PRO PLUS leveling system by a SONIC SKI sensor. Ideal for contact-free wire and soil scanning. Including connection cable and holder.	Option	2352878	USD	5,727.00
<b>Leveling</b>				
Expansion of the leveling system for multiplex system package 3-way right, including 2 x ultrasonic sensors, and connection cable. (FB1000/1200)	Option	2544246	USD	3,651.00
Expansion of the leveling system to make multiplex system package 3-way right and 3-way left, including 4 x ultrasonic sensors and connection cable. (FB1000/1200)	Option	2544249	USD	7,288.00
<b>Attachments</b>				
Battery-operated electro-hydraulic unit for operation of the machine hydraulics with the diesel engine switched off. (e.g. height adjustment of weather canopy, milling drum rotation device and hydraulic pick extractor drift)	Standard	2412494	USD	0.00
<b>Water system</b>				
Hydraulically operated high-pressure water cleaner with a maximum performance of 15 l/min at 150 bar pressure. Ideal for daily cleaning of the machine.	Option	2336231	USD	3,909.00
<b>Pick changing aids</b>				
Integrated air compressor system with pressure accumulator and filling points. Precondition for operation of compressed air tools (e.g. pneumatic hammers).	Option	2353106	USD	6,216.00
Hydraulically driven pick extractor drift, complete with holder and corresponding electrical and hydraulic connectors. Ideal for convenient and quiet pick change.	Option	2352889	USD	3,461.00
Milling drum rotation device with electrohydraulic milling drum drive for slowly turning the milling drum during pick replacement.	Standard	2352893	USD	0.00
<b>Wirtgen information and diagnostic system</b>				
Equipment of the machine with job data acquisition. The information is shown in the control display.	Standard	2410294	USD	0.00

<b>Camera system</b>				
Monitor system as maneuvering aid with 2 cameras and screen. A camera is mounted on the discharge conveyor and displays the loading of the truck. The 2nd camera shows the area in front of the milling drum housing. The camera images are displayed on the screen.	Option	2487637	USD	5,496.00
<b>Other devices</b>				
License plate holder with LED lighting to comply with country-specific regulations.	Option	2659037	USD	434.00
<b>Additional milling drums</b>				
FCS milling drum with milling width 1200 mm / 3 ft / 11 in, milling depth max. 100 mm / 3 15/16 in, tool spacing 8 mm / 5/16 in, equipped with quick-change toolholder system HT22 and 174 picks. For applications with a high requirement on macro and micro-profile of the road surface, e.g fine milling with increased evenness or correction milling work.	Option	2308216	USD	47,961.00
FCS milling drum, with milling width 1200 mm / 3 ft / 11 in, milling depth max. 50 mm / 1 31/32 in, tool spacing 6x2 mm / 15/64 x / 5/64 in, equipped with welded holder system HT5 and 410 picks. For applications with the maximum requirement on macro and micro-profile of the road surface, e.g. increase in grip by roughening, preparatory milling for thin-layer coverings or removal of markings on the road surface.	Option	2061125	USD	56,566.00
FCS milling drum with milling width 1200 mm / 3 ft / 11 in, tool spacing 25 mm / 63/64 in, equipped with quick-change toolholder system HT22 and 87 picks. For applications with high requirements for milling volume, e.g. complete removal of road surfaces or concrete milling work.	Option	2308286	USD	22,542.00
<b>Documentation</b>				
Additional set of technical documentation - North America country version (US)	Option		USD	81.00
<sup>1</sup> Option must be ordered from headquarters. Date: 3/6/2019				



## Price list

### W 120 Cfi - Non FCS

#### Scope of supply – basic machine

- Engine: 6-CYLINDER DIESEL ENGINE TYPE CUMMINS QSL9 C-300
- Rated engine power 2100 r.p.m.: 248 kW / 333 HP / 337 PS
- Maximum power at 1900 r.p.m.: 257 kW / 345 HP / 350 PS
- Exhaust standard: EU Stage 4 / US Tier 4f
- Standard milling width: 3 ft 11 in / 1200 mm
- Theoretical milling depth: 1 ft 1 in / 330 mm

#### STANDARD EQUIPMENT

- Basic machine with engine
- Mechanically opening engine cowling with noise insulation
- Radiator with temperature-dependent fan speed
- Highly effective noise insulation throughout the engine compartment
- Automatic engine speed control depending on driving situation
- Elastically mounted engine station with low vibration and low noise

#### MILLING DRUM HOUSING

- The right side of the milling drum housing can easily be folded down for maintenance or milling drum change
- Hydraulically operated scraper with mechanical locking

#### LOADING OF MILLED MATERIAL

- Discharge conveyor slewing angle left 60 degrees – right 60 degrees
- Two slewing speeds on the hydraulically foldable discharge conveyor with an adjustable conveying speed for precise loading

#### MACHINE CONTROL AND LEVELLING SYSTEM

- Digital milling depth indicator in the machine control display
- LEVEL PRO PLUS leveling system right and left
- RAPID SLOPE cross-slope sensor for LEVEL PRO ACTIVE leveling system
- Precise machine height adjustment in 1 or 5 mm steps on the main control panel of the machine
- Digital load control, manual engageable, hydraulic differential lock (by flow distributor)

#### OPERATOR'S PLATFORM

- Hydraulically extending operator's platform for optimum visibility of the working area
- Steering console with adjustable rake and reach for ideal adaptation of the operator's platform to the operator

- Slender machine design permits unobstructed view of the milled edge as well as the working area in front of the milling drum on the right
- Conveniently accessible ladder/footstep to the operator's platform with night-time lighting and especially low bottom edge of the latter/footstep
- Robust anti-vandalism protection for the controls
- Mirror package comprising rear-view mirrors at front left and right as well as a forward-pointing mirror at the left of the operator's platform
- Reversing horn with clear audible signal
- Illuminated control panel / nighttime design
- Scraper height is shown on the display

#### CHASSIS AND HEIGHT ADJUSTMENT

- Hydraulic height adjustment of the front and rear track units at two speeds

#### MISCELLANEOUS

- Large tool package
- Device for towing away
- Generously sized water and diesel tanks
- Extensive safety package with several EMERGENCY STOP switches
- Pre-fitting for installing the WITOS FleetView control unit
- European design type certification, EuroTest mark and CE conformity

**List price ex subsidiary Wirtgen America**

**USD 570,977.00**

#### Mandatory Options

##### Exhaust Gas After Treatment

Exhaust after-treatment by diesel oxidation catalytic converter DOC in exhaust emissions category EU Stage 4 / US Tier 4f. Without diesel particulate filter.	<b>Standard</b>	<b>2490140</b>	<b>USD</b>	<b>0.00</b>
Exhaust after-treatment by diesel oxidation catalyst DOC in exhaust emissions category EU Stage 4 / US Tier 4f. Additionally equipped with diesel particulate filter (DPF) - for operation e.g. in halls or in environmental zones with limited fine dust emission.	<b>Option</b>	<b>2490141</b>	<b>USD</b>	<b>13,504.00</b>

##### Crawler units

Configuration with 4 driven track units. The two front track units are steered. The crawler unit at the rear right is hydraulically slewing and also steers. Traveling speed max. 3.6 mph / 5.8 km/h.	<b>Standard</b>	<b>2490142</b>	<b>USD</b>	<b>0.00</b>
---	-----------------	----------------	------------	-------------

<b>Milling drum housing</b>				
Wear-resistant milling drum housing FB1200 (3 ft 11 in) without milling drum	Standard	2336167	USD	0.00
<b>Milling drums / milling units</b>				
Milling drum with milling width 1200 mm / 3 ft / 11 in, tool spacing 15 mm / 19/32 in, equipped with quick-change toolholder system HT22 and 115 picks. For a wide range of applications, e.g. removal of surface and binder layer, complete removal of road surfaces or concrete milling work.	Standard	2308578	USD	0.00
<b>Operator's platform</b>				
Standard operator's seat with shock absorption and lengthways adjustment	Standard	2412488	USD	0.00
Comfort operator's seat incl. seat heating. The operator's seat has shock absorption, lengthways adjustment and can be swiveled through a total of 50 degrees.	Option	2412489	USD	1,154.00
<b>Hydraulic connection</b>				
Machine with hydraulic pre-fitting for a discharge conveyor with screw coupling. Each contains the coupling element on the machine side and the discharge conveyor side.	Standard	2412477	USD	0.00
<b>Material transport</b>				
Discharge conveyor 26 ft 9 in / 8,150 mm long with conveyor belt width 2 ft / 600 mm and hydraulic folding device for shortening the transport length or simplified maneuvering in narrow fields.	Standard	2336175	USD	0.00
<b>Paint</b>				
Painting in cream RAL 9001 with orange stripes. The complete lower part of the machine is painted in slate grey RAL 7015.	Standard	2336244	USD	0.00
Monocolor special painting. Cream white color is replaced by a special color (RAL according to customer). The complete lower part of the machine is painted in slate grey RAL 7015.	Option	2336246	USD	1,561.00
<b>Technical documentation</b>				
Technical documentation - North America country version (US)	Standard	2456347	USD	0.00
<b>Service documentation</b>				
Spare part and application documentation English (EN)	Standard	2456404	USD	0.00

<b>Warranty</b>				
Standard warranty 12 months or 1000 engine operational hours	<b>Standard</b>	<b>100772</b>	<b>USD</b>	<b>0.00</b>
<b>Telematics</b>				
WITOS FleetView includes a control unit (TCU) with a GPS receiver and the usage rights for the web application WITOS FleetView. The web access function offers a compact overview of the machine status including consumption data, working times, position data, error messages and service intervals. (The actual amount of data available depends on the machine type). The availability of WITOS FleetView is guaranteed for 3 years from the date of delivery.	<b>Standard</b>	<b>2483436</b>	<b>USD</b>	<b>0.00</b>
<b>Machine lighting</b>				
Lighting system consisting of 4 halogen and 8 LED working lights. The headlights illuminate the area in front of the machine, both machine sides, the area in front of the milling drum unit, the loading area, the ladder/footstep and the operator's platform. The light output of the working lights is approx. 19,500 lumen in total.	<b>Standard</b>	<b>2487614</b>	<b>USD</b>	<b>0.00</b>
High-performance lighting system consisting of 1 halogen and 14 LED working lights. The headlights illuminate the area in front of and behind the machine, both machine sides, the area in front of the milling drum unit, the loading area, the weather canopy, the ladder/footstep and the operator's platform. The light output of the working lights is approx. 26,300 lumen in total. LED working lights are extremely bright, shock-resistant and durable.	<b>Option</b>	<b>2487615</b>	<b>USD</b>	<b>936.00</b>
<b>Equipment Options</b>				
<b>Exhaust air filter</b>				
VCS - Vacuum Cutting System on the discharge conveyor, for extraction of fine material particles and water vapor from the sealed milling unit.	<b>Option</b>	<b>2336913</b>	<b>USD</b>	<b>8,251.00</b>
<b>Advance drive</b>				
Equipment of the machine with precision steering. Pushbuttons on the multi-function armrests with a proportional response permit more precise steering of the machine.	<b>Standard</b>	<b>2478488</b>	<b>USD</b>	<b>0.00</b>
<b>Equipment operator's platform</b>				
Operator's platform with weather canopy. The weather canopy is hydraulically adjustable in height and provides additional comfort during on-site operation. Including LED working light for illuminating the footstep. (Only in conjunction with electrohydraulic unit.)	<b>Option</b>	<b>2336173</b>	<b>USD</b>	<b>8,156.00</b>

<b>Milling drum assembly options</b>				
Active floating position on the side plate right and left by continuous comparison between the milling depth and position of the side plate. If required, the side plate is lifted briefly to prevent tilting or sinking into a soft sub-base. (Only possible in conjunction with LEVEL PRO PLUS.)	<b>Standard</b>	<b>2478486</b>	<b>USD</b>	<b>0.00</b>
<b>Device for milling drum change</b>				
Milling drum assembly trolley for milling drums up to FB1300 (4 ft 3 in), for straightforward milling drum change	<b>Option</b>	<b>105240</b>	<b>USD</b>	<b>2,633.00</b>
<b>Cold-start device</b>				
Electric preheating of the fuel filter for maintaining free-flow properties of the fuel at low outside temperatures. Used for ensuring operating capability at temperatures below 32 degrees Fahrenheit / 0 degrees Celsius.	<b>Option</b>	<b>2377357</b>	<b>USD</b>	<b>746.00</b>
<b>Options for belt conveyor</b>				
Signal lights on the loading conveyor for a visual truck stop-and-go control without using the horn. The signal lights can be folded in hydraulically from the operator's platform.	<b>Option</b>	<b>2409818</b>	<b>USD</b>	<b>6,392.00</b>
<b>Leveling</b>				
Expansion of the LEVEL PRO PLUS leveling system by a SONIC SKI sensor. Ideal for contact-free wire and soil scanning. Including connection cable and holder.	<b>Option</b>	<b>2352878</b>	<b>USD</b>	<b>5,727.00</b>
<b>Leveling</b>				
Expansion of the leveling system for multiplex system package 3-way right, including 2 x ultrasonic sensors, and connection cable. (FB1000/1200)	<b>Option</b>	<b>2544246</b>	<b>USD</b>	<b>3,651.00</b>
Expansion of the leveling system to make multiplex system package 3-way right and 3-way left, including 4 x ultrasonic sensors and connection cable. (FB1000/1200)	<b>Option</b>	<b>2544249</b>	<b>USD</b>	<b>7,288.00</b>



<b>Attachments</b>				
Battery-operated electro-hydraulic unit for operation of the machine hydraulics with the diesel engine switched off. (e.g. height adjustment of weather canopy, milling drum rotation device and hydraulic pick extractor drift)	Standard	2412494	USD	0.00
<b>Water system</b>				
Hydraulically operated high-pressure water cleaner with a maximum performance of 15 l/min at 150 bar pressure. Ideal for daily cleaning of the machine.	Option	2336231	USD	3,909.00
<b>Pick changing aids</b>				
Integrated air compressor system with pressure accumulator and filling points. Precondition for operation of compressed air tools (e.g. pneumatic hammers).	Option	2353106	USD	6,216.00
Hydraulically driven pick extractor drift, complete with holder and corresponding electrical and hydraulic connectors. Ideal for convenient and quiet pick change.	Option	2352889	USD	3,461.00
Milling drum rotation device with electrohydraulic milling drum drive for slowly turning the milling drum during pick replacement.	Standard	2352893	USD	0.00
<b>Wirtgen information and diagnostic system</b>				
Equipment of the machine with job data acquisition. The information is shown in the control display.	Standard	2410294	USD	0.00
<b>Camera system</b>				
Monitor system as maneuvering aid with 2 cameras and screen. A camera is mounted on the discharge conveyor and displays the loading of the truck. The 2nd camera shows the area in front of the milling drum housing. The camera images are displayed on the screen.	Option	2487637	USD	5,496.00
<b>Other devices</b>				
License plate holder with LED lighting to comply with country-specific regulations.	Option	2659037	USD	434.00
<b>Documentation</b>				
Additional set of technical documentation - North America country version (US)	Option		USD	81.00
<sup>1</sup> Option must be ordered from headquarters. Date: 3/6/2019				



## Price list

### W 120 XT*i*

#### Scope of supply – basic machine

- Engine: 6-CYLINDER DIESEL ENGINE TYPE CUMMINS QSL9 C-300
- Rated engine power 2100 r.p.m.: 248 kW / 333 HP / 337 PS
- Maximum power at 1900 r.p.m.: 257 kW / 345 HP / 350 PS
- Exhaust standard: EU Stage 4 / US Tier 4f
- Standard milling width: 3 ft 11 in / 1200 mm
- Theoretical milling depth: 1 ft 1 in / 330 mm

#### STANDARD EQUIPMENT

- Basic machine with engine
- Mechanically opening engine cowling with noise insulation
- Radiator with temperature-dependent fan speed
- Highly effective noise insulation throughout the engine compartment
- Automatic engine speed control depending on driving situation

#### MILLING DRUM HOUSING

- The right side of the milling drum housing can easily be folded down for maintenance or milling drum change
- Hydraulically operated scraper with mechanical locking

#### LOADING OF MILLED MATERIAL

- Discharge conveyor slewing angle left 60 degrees – right 60 degrees
- Two slewing speeds on the hydraulically foldable discharge conveyor with an adjustable conveying speed for precise loading

#### MACHINE CONTROL AND LEVELLING SYSTEM

- Digital milling depth indicator in the machine control display
- LEVEL PRO PLUS leveling system right and left
- RAPID SLOPE cross-slope sensor for LEVEL PRO ACTIVE leveling system
- Precise machine height adjustment in 1 or 5 mm steps on the main control panel of the machine
- Digital load control, manual engageable, hydraulic differential lock (by flow distributor)

#### OPERATOR'S PLATFORM

- Hydraulically extending operator's platform for optimum visibility of the working area
- Slender machine design permits unobstructed view of the milled edge as well as the working area in front of the milling drum on the right
- Mirror package comprising rear-view mirrors at front left and right as well as a forward-pointing mirror at the left of the operator's platform
- Reversing horn with clear audible signal
- Scraper height is shown on the display

**CHASSIS AND HEIGHT ADJUSTMENT**

- Hydraulic height adjustment of the front and rear track units at two speeds

**MISCELLANEOUS**

- Large tool package
- Device for towing away
- Extensive safety package with several EMERGENCY STOP switches
- European design type certification, EuroTest mark and CE conformity

**List price ex subsidiary Wirtgen America****USD****505,427.00****Mandatory Options****Exhaust Gas After Treatment**

Exhaust after-treatment by diesel oxidation catalytic converter DOC in exhaust emissions category EU Stage 4 / US Tier 4f. Without diesel particulate filter.	<b>Standard</b>	<b>2490140</b>	<b>USD</b>	<b>0.00</b>
---	-----------------	----------------	------------	-------------

Exhaust after-treatment by diesel oxidation catalyst DOC in exhaust emissions category EU Stage 4 / US Tier 4f. Additionally equipped with diesel particulate filter (DPF) - for operation e.g. in halls or in environmental zones with limited fine dust emission.	<b>Option</b>	<b>2490141</b>	<b>USD</b>	<b>13,504.00</b>
---	---------------	----------------	------------	------------------

**Crawler units**

Configuration with 4 driven track units. The two front track units are steered. The track unit at the rear right is hydraulically slewing and also steers. Traveling speed max. 3.6 mph / 5.8 km/h.	<b>Standard</b>	<b>2777141</b>	<b>USD</b>	<b>0.00</b>
---	-----------------	----------------	------------	-------------

**Milling drum housing**

Wear-resistant milling drum housing FB1200 (3 ft 11 in) without milling drum	<b>Standard</b>	<b>2336167</b>	<b>USD</b>	<b>0.00</b>
--	-----------------	----------------	------------	-------------

**Milling drums / milling units**

Milling drum with milling width 1200 mm / 3 ft / 11 in, tool spacing 15 mm / 19/32 in, equipped with quick-change toolholder system HT22 and 115 picks. For a wide range of applications, e.g. removal of surface and binder layer, complete removal of road surfaces or concrete milling work.	<b>Standard</b>	<b>2308578</b>	<b>USD</b>	<b>0.00</b>
---	-----------------	----------------	------------	-------------

**Operator's platform**

Standard operator's seat with shock absorption and lengthways adjustment	<b>Standard</b>	<b>2412488</b>	<b>USD</b>	<b>0.00</b>
--	-----------------	----------------	------------	-------------

Comfort operator's seat incl. seat heating. The operator's seat has shock absorption, lengthways adjustment and can be swiveled through a total of 50 degrees.	<b>Option</b>	<b>2412489</b>	<b>USD</b>	<b>1,154.00</b>
--	---------------	----------------	------------	-----------------

**Hydraulic connection**

Machine with hydraulic pre-fitting for a discharge conveyor with screw coupling. Each contains the coupling element on the machine side and the discharge conveyor side.	<b>Standard</b>	<b>2412477</b>	<b>USD</b>	<b>0.00</b>
--	-----------------	----------------	------------	-------------

**Material transport**

Discharge conveyor 26 ft 9 in / 8,150 mm long with conveyor belt width 2 ft / 600 mm and hydraulic folding device for shortening the transport length or simplified maneuvering in narrow fields.	<b>Standard</b>	<b>2336175</b>	<b>USD</b>	<b>0.00</b>
---	-----------------	----------------	------------	-------------

<b>Paint</b>				
Painting in cream RAL 9001 with orange stripes. The complete lower part of the machine is painted in slate grey RAL 7015.	Standard	2764944	USD	0.00
Monocolor special painting. Cream white color is replaced by a special color (RAL according to customer). The complete lower part of the machine is painted in slate grey RAL 7015.	Option	2764945	USD	1,561.00
Film coating in cream RAL 9001 with orange stripes. The complete lower part of the machine is foiled in slate grey RAL 7015.	Option	2763472	USD	2,348.00
The film coating is done in RAL colours according to the customer's wishes. Film coating provides protection against mechanical and weather-related conditions and can be removed, if necessary, without leaving any marks.	Option	2763473	USD	3,162.00
<b>Technical documentation</b>				
Technical documentation - North America country version (US)	Standard	2456347	USD	0.00
<b>Service documentation</b>				
Spare part and application documentation English (EN)	Standard	2456404	USD	0.00
<b>Warranty</b>				
Standard warranty 12 months or 1000 engine operational hours	Standard	100772	USD	0.00
<b>Telematics</b>				
WITOS FleetView includes a control unit (TCU) with a GPS receiver and the usage rights for the web application WITOS FleetView. The web access function offers a compact overview of the machine status including consumption data, working times, position data, error messages and service intervals. (The actual amount of data available depends on the machine type). The availability of WITOS FleetView is guaranteed for 3 years from the date of delivery.	Standard	2483436	USD	0.00
<b>Machine lighting</b>				
Lighting system consisting of 4 halogen and 8 LED working lights. The headlights illuminate the area in front of the machine, both machine sides, the area in front of the milling drum unit, the loading area, the ladder/footstep and the operator's platform. The light output of the working lights is approx. 19,500 lumen in total.	Standard	2487614	USD	0.00
High-performance lighting system consisting of 1 halogen and 14 LED working lights. The headlights illuminate the area in front of and behind the machine, both machine sides, the area in front of the milling drum unit, the loading area, the weather canopy, the ladder/footstep and the operator's platform. The light output of the working lights is approx. 26,300 lumen in total. LED working lights are extremely bright, shock-resistant and durable.	Option	2487615	USD	936.00
<b>Equipment Options</b>				
<b>Exhaust air filter</b>				
VCS - Vacuum Cutting System on the discharge conveyor, for extraction of fine material particles and water vapor from the sealed milling unit.	Option	2336913	USD	8,251.00

<b>Advance drive</b>				
Equipment of the machine with precision steering. Pushbuttons on the multi-function armrests with a proportional response permit more precise steering of the machine.	Option	2478488	USD	1,710.00
<b>Equipment operator's platform</b>				0.00
Operator's platform with weather canopy. The weather canopy is hydraulically adjustable in height and provides additional comfort during on-site operation. Including LED working light for illuminating the footstep. (Only in conjunction with electrohydraulic unit.)	Option	2336173	USD	8,156.00
<b>Milling drum assembly options</b>				
Overload sensor on the scraper FB1200 for automatic lifting function in case of obstacles. Effectively prevents the scraper from sinking into the loose sub-base, as well as getting stuck on obstacles.	Option	2478959	USD	2,701.00
Active floating position on the side plate right and left by continuous comparison between the milling depth and position of the side plate. If required, the side plate is lifted briefly to prevent tilting or sinking into a soft sub-base. (Only possible in conjunction with LEVEL PRO PLUS.)	Standard	2478486	USD	0.00
<b>Cold-start device</b>				
Electrical preheating of the fuel filter for maintaining free-flow properties of the fuel at low outside temperatures. Used for ensuring operating capability at temperatures below 32 degrees Fahrenheit / 0 degrees Celsius.	Option	2377357	USD	746.00
<b>Options for belt conveyor</b>				
Signal lights on the loading conveyor for a visual truck stop-and-go control without using the horn. The signal lights can be folded in hydraulically from the operator's platform.	Option	2409818	USD	6,392.00
<b>Leveling</b>				
Expansion of the LEVEL PRO PLUS leveling system by a SONIC SKI sensor. Ideal for contact-free wire and soil scanning. Including	Option	2352878	USD	5,727.00
<b>Leveling</b>				
Expansion of the leveling system for multiplex system package 3-way right, including 2 x ultrasonic sensors, and connection cable. (FB1000/1200)	Option	2544246	USD	3,651.00
Expansion of the leveling system to make multiplex system package 3-way right and 3-way left, including 4 x ultrasonic sensors and connection cable. (FB1000/1200)	Option	2544249	USD	7,288.00
Expansion of the leveling system for multiplex system package 3-way right, including 2 x ultrasonic sensors, and connection cable. (FB1300)	Option	2603878	USD	3,651.00
Expansion of the leveling system to make multiplex system package 3-way right and 3-way left, including 4 x ultrasonic sensors and connection cable. (FB1300)	Option	2603881	USD	7,288.00

<b>Leveling</b>				
The pre-fitting 3D laser leveling includes the required mechanical and electrical components for adaptation of a 3D laser leveling system on the machine. The exact positioning and robust configuration of the sensor masts form the basis for optimum working results. The supplied connection box provides for a simple and safe connection of the 3D system without 3D system	Option	2544251	USD	4,479.00
Expansion leveling system with basic equipment laser leveling, including holder and laser receiver, without laser transmitter	Option	2544252	USD	15,227.00
<b>Attachments</b>				
Battery-operated electro-hydraulic unit for operation of the machine hydraulics with the diesel engine switched off. (e.g. height adjustment of weather canopy, milling drum rotation device and hydraulic pick extractor drift)	Option	2412494	USD	3,379.00
<b>Water system</b>				
Hydraulically operated high-pressure water cleaner with a maximum performance of 15 l/min at 150 bar pressure. Ideal for daily cleaning of the machine.	Option	2336231	USD	3,909.00
<b>Pick changing aids</b>				
Integrated air compressor system with pressure accumulator and filling points. Precondition for operation of compressed air tools (e.g. pneumatic hammers).	Option	2353106	USD	6,216.00
Pneumatic hammer with two pick extractor and inserter tools each as well as 5.00 m / 16 ft 5 in hose.	Option	60604	USD	461.00
Hydraulically driven pick extractor drift, complete with holder and corresponding electrical and hydraulic connectors. Ideal for convenient and quiet pick change.	Option	2352889	USD	3,461.00
Milling drum rotation device with electrohydraulic milling drum drive for slowly turning the milling drum during pick replacement.	Option	2352893	USD	3,379.00
<b>Wirtgen information and diagnostic system</b>				
Equipment of the machine with job data acquisition. The information is shown in the control display.	Option	2410294	USD	1,113.00
<b>Camera system</b>				
Monitor system as maneuvering aid with 2 cameras and screen. A camera is mounted on the discharge conveyor and displays the loading of the truck. The 2nd camera shows the area in front of the milling drum housing. The camera images are displayed on the screen.	Option	2487637	USD	5,496.00
<b>Documentation</b>				
Additional set of technical documentation - North America country version (US)	Option		USD	81.00

<sup>1</sup>Option must be ordered from headquarters.

Date: 8/28/2019



## Price list

### W 120 Ri

#### Scope of supply – basic machine

- Engine: 6-CYLINDER DIESEL ENGINE TYPE DEUTZ TCD 6.1 L6 AG 4f
- Rated engine power 2300 r.p.m.: 160 kW / 214.6 HP / 217.5 PS
- Exhaust standard: EU Stage 4 / US Tier 4f
- Standard milling width: 3 ft 11 in / 1200 mm
- Theoretical milling depth: 1 ft / 300 mm

#### SCOPE OF SUPPLY OF THE BASIC MACHINE

- Engine cover with noise insulation and flexibly decoupled engine mounting for especially quiet running and low noise emissions

#### MILLING DRUM UNIT

- Automatically activating, hydraulic drive belt tensioner for reliable power transmission to the milling drum
- Hydraulically lifting side plate right and left
- Round milling drum housing and straight left side plate for optimum material transport, making for low left-over amounts when lifting out the milling drum
- The right side of the milling drum housing can easily be folded down for maintenance or milling drum change
- Optimized for quick change of the milling drum, including by using centering pins with the side door of the milling drum housing
- With automatic electrical safety shut-off for the milling drum

#### LOADING OF MILLED MATERIAL

- Machine prepared for optional material loading by discharge conveyor
- Conveyor speed continuously variable
- Conveyor slewing angle right/left 25 degrees each for significantly improved loading procedures

#### OPERATOR'S PLATFORM

- Operator's platform with ergonomically arranged operator's seat, control panel arranged on the right and digital milling depth indicator in the control display
- Steering console with adjustable rake and reach for ideal adaptation of the operator's platform to the operator
- 3 mirrors
- Machine design permits unobstructed view of the milled edge at the right and left as well as the working area in front of the milling drum on the right
- Conveniently accessible ladder/footstep to the operator's platform with night-time lighting and especially low, folding bottom edge of the ladder/footstep
- Robust anti-vandalism protection for the controls

#### CHASSIS AND HEIGHT ADJUSTMENT

- Precise machine height adjustment in 0.04 or 0.2 in /1 or 5 mm steps from the machine control panel
- Infinitely variable, hydraulic all-wheel drive with three speed ranges
- Digital load control, manual engageable, hydraulic differential lock (by flow distributor)
- Wide solid rubber tires for the lowest ground pressures and optimum traction
- For milling along curb edges, the rear right support wheel can be swiveled hydraulically from the operator's platform in front of the milling drum.
- Hydraulic spring-loaded brake
- Proportional height adjustment at rear

#### MISCELLANEOUS

- Flexible weight concept by optional additional weights
- Particularly low machine center of gravity for high stability of the machine
- Robust and easily maintained machine chassis with optimum ground clearance and short overhangs
- Device for towing away
- Reversing horn
- Large tool package with lockable tool box and additional storage space for two pick containers
- Pre-fitting for installing the WITOS FleetView control unit
- European design type certification, EuroTest mark and CE conformity

List price ex subsidiary Wirtgen America

USD 359,765.00



Mandatory Options				
Milling drum housing				
Wear-resistant milling drum housing FB1200 (3 ft 11 in) without milling drum	Standard	2365921	USD	0.00
Wear-resistant milling drum housing FB1200 (3 ft 11 in) FCS-Light, with pre-fitting enabling a quick and easy change of milling drums with varying spacings and equal milling widths, without milling drum.	Option	2365922	USD	7,193.00
Milling drums / milling units				
Milling drum with milling width 1200 mm / (3 ft 11 in), tool spacing 18 mm / 45/64 in, equipped with quick-change toolholder system HT22 and 101 picks. For a wide range of applications, e.g. removal of surface and binder layer or complete removal of road surfaces.	Standard	2371942	USD	0.00
Material depressor / milling unit seal front				
Front milling drum unit seal FB1200 (3 ft 11 in) with hydraulic height and contact pressure adjustment. An overload sensor with lifting function lifts the seal briefly in case of a collision and thus prevents damage.	Standard	2365927	USD	0.00
Operator's platform				
Standard operator's seat with shock absorption and lengthways adjustment	Standard	2365928	USD	0.00
Comfort operator's seat incl. seat heating. The operator's seat has shock absorption, lengthways adjustment and can be swiveled through 20 degrees.	Option	2365929	USD	1,031.00
Operator's platform				
Flexibly mounted operator's platform, without weather canopy.	Standard	2365930	USD	0.00
Operator's platform with weather canopy and lateral weather protection elements. The weather canopy can be adjusted in height hydraulically. The transparent weather protection elements on the side on the roof and the right of the operator's platform protect the operator against the effects of weather driving in from the sides, and ensure additional comfort when working. (FB1000)	Option	2436568	USD	8,564.00
Operator's platform with weather canopy and lateral weather protection elements. The weather canopy can be adjusted in height hydraulically. The transparent weather protection elements on the side on the roof and the right of the operator's platform protect the operator against the effects of weather driving in from the sides, and ensure additional comfort when working. (FB1200)	Option	2523456	USD	8,564.00
Milling depth regulation				
LEVEL PRO PLUS leveling system. The measurement is made using cylinder sensors on the side plate right and left. The milling depth is displayed and set intuitively on the LEVEL PRO PLUS control display. The milling depth is regulated automatically. Incl. pre-fitting for additional sensors (e.g. Rapid Slope).	Standard	2365933	USD	0.00

<b>Hydraulic connection</b>				
Machine with hydraulic pre-fitting for a discharge conveyor with screw coupling. Each contains the coupling element on the machine side and the discharge conveyor side.	<b>Standard</b>	<b>2370564</b>	<b>USD</b>	<b>0.00</b>
Machine with hydraulic pre-fitting for a discharge conveyor with quick-change coupling. For quick change of the discharge conveyor. Each contains the coupling element on the machine side and the discharge conveyor side.	<b>Option</b>	<b>2370565</b>	<b>USD</b>	<b>1,086.00</b>
<b>Material transport</b>				
Discharge conveyor 7,350 mm / 24 ft 1 in long with conveyor belt width 500 mm / 1 ft 8 in and hydraulic folding device for shortening the transport length or simplified maneuvering in narrow fields. Including an LED working light for illuminating the ejection area. Discharge conveyor including mechanical installation and removal assistance.	<b>Standard</b>	<b>2370568</b>	<b>USD</b>	<b>0.00</b>
<b>Paint</b>				
Painting in cream RAL 9001 with orange stripes. The complete lower part of the machine is painted in slate grey RAL 7015.	<b>Standard</b>	<b>2459686</b>	<b>USD</b>	<b>0.00</b>
Monocolor special painting. Cream white color is replaced by a special color (RAL according to customer). The complete lower part of the machine is painted in slate grey RAL 7015.	<b>Option</b>	<b>2459688</b>	<b>USD</b>	<b>1,561.00</b>
Two-color special painting. Cream color is replaced by two special colors (each RAL acc. to customer request). The complete lower part of the machine is painted in slate gray RAL 7015.	<b>Option</b>	<b>2459690</b>	<b>USD</b>	<b>10,029.00</b>
Multi-color special painting. Cream color is replaced by a maximum of two special colors (RAL acc. to customer request). In addition, the lower part of the machine is painted in one special color (RAL acc. to customer request).	<b>Option</b>	<b>2459691</b>	<b>USD</b>	<b>15,756.00</b>
<b>Technical documentation</b>				
Technical documentation - North America country version (US)	<b>Standard</b>	<b>2456347</b>	<b>USD</b>	<b>0.00</b>
<b>Service documentation</b>				
Spare part and application documentation English (EN)	<b>Standard</b>	<b>2456404</b>	<b>USD</b>	<b>0.00</b>
<b>Warranty</b>				
Standard warranty 12 months or 1000 engine operational hours	<b>Standard</b>	<b>100772</b>	<b>USD</b>	<b>0.00</b>
<b>Telematics</b>				
WITOS FleetView includes a control unit (TCU) with a GPS receiver and the usage rights for the web application WITOS FleetView. The web access function offers a compact overview of the machine status including consumption data, working times, position data, error messages and service intervals. (The actual amount of data available depends on the machine type). The availability of WITOS FleetView is guaranteed for 3 years from the date of delivery.	<b>Standard</b>	<b>2483436</b>	<b>USD</b>	<b>0.00</b>

<b>Machine lighting</b>				
Lighting system consisting of 1 LED strip, 3 halogen and 8 LED working lights. The headlights illuminate the area in front of the machine, the left machine side, the area in front of the milling drum unit, the loading area, the ladder/footstep and the operator's platform. The light output of the working lights is approx. 16,700 lumen in total.	Standard	2487612	USD	0.00
High-performance lighting system consisting of 2 LED strips, 1 halogen and 12 LED working lights. The headlights illuminate the area in front of the machine, the rear of the machine, the left machine side from the front and rear, the area in front of the milling drum unit, the wheel arch, the weather canopy, the loading area, the ladder/footstep and the operator's platform. The light output of the working lights is approx. 23,300 lumen in total. LED working lights are extremely bright, shock-resistant and durable.	Option	2487613	USD	923.00
<b>Crawler units</b>				
The machine is equipped with a front axle for using a milling unit with a width of 1.000 mm / 1.200 mm.	Standard	2589208	USD	0.00
<b>Equipment Options</b>				
<b>Additional weight</b>				
Additional weight 400 kg / 881 lb for four-wheel machine. 100 kg / 220 lb additional weight can be mounted in each rim. The additional weight can improve working under extreme conditions, although does increase the transport weight of the machine.	Option	2462950	USD	5,374.00
<b>Advance drive</b>				
Machine (FB1000 / FB1200) equipped for increased transfer speed with more powerful hydraulic components (up to 7,5 km/h / 4,5 mph). Construction site operations are significantly faster due to the increased transfer speed of the machine.	Standard	2370563	USD	0.00
Machine equipped with precision steering (FB1000/1200). Proportional push-buttons on the multi-function armrest enable the machine to be steered more precisely.	Standard	2478483	USD	0.00
<b>Milling drum assembly options</b>				
Overload sensor on the scraper FB1000/1200 for automatic lifting function in case of obstacles. Effectively prevents the scraper from sinking into the loose sub-base, as well as getting stuck on obstacles.	Option	2478481	USD	1,751.00
Active floating position on the side plate right and left by continuous comparison between the milling depth and position of the side plate. If required, the side plate is lifted briefly to prevent tilting or sinking into a soft sub-base. (Only possible in conjunction with LEVEL PRO PLUS.)	Option	2478486	USD	1,656.00
<b>Device for milling drum change</b>				
Milling drum assembly trolley for milling drums up to FB1300 (4 ft 3 in), for straightforward milling drum change	Option	105240	USD	2,633.00
Assembly aid for the fast milling drum change	Option	101056	USD	1,276.00

<b>Cold-start device</b>				
Electric preheating of the fuel filter for maintaining free-flow properties of the fuel at low outside temperatures. Used for ensuring operating capability at temperatures below 32 degrees Fahrenheit / 0 degrees Celsius.	Option	2468568	USD	394.00
<b>Options for belt conveyor</b>				
Hydraulic coupler on conveyor side for mounting on an additional discharge conveyor. For use on a machine pre-equipped with screw coupling.	Option	2370616	USD	163.00
<b>Lateral slope control</b>				
Expansion of the LEVEL PRO PLUS leveling system by a RAPID SLOPE sensor. Ideal, for example for aligning the machine in a defined lateral tilt on a one-sided reference.	Option	2370620	USD	4,004.00
Expansion of the LEVEL PRO PLUS leveling system by a leveling boom that can be moved out on the left side. The boom can be moved out hydraulically if required by up to 43 in / 1,080 mm and mechanically by a further 40 in / 1,020 mm. Including sensor and cable as well as LED position lights for indicating the moved-out boom.	Option	2417339	USD	5,496.00
<b>Water system / spraying agent system</b>				
Hydraulically driven water filler pump. For rapid filling of the water tank. The filler pump is located in an easily accessible position and is protected in the storage compartment at the ladder/footstep to the operator's platform.	Option	2511836	USD	2,701.00
<b>Pick changing aids</b>				
Hydraulically driven pick extractor with holder and corresponding electrical and hydraulic connectors. Ideal for a convenient, fast and quiet cutting tool replacement.	Option	2370621	USD	3,461.00
<b>Wirtgen information and diagnostic system</b>				
Equipment of the machine with job data acquisition. The information is shown in the control display.	Standard	2410294	USD	0.00
<b>Camera system</b>				
Monitor system as maneuvering aid with two cameras and screen. A camera is mounted on the discharge conveyor and displays the loading of the truck. The 2nd camera shows the area in front of the milling drum housing. The camera images are displayed on the screen.	Option	2487627	USD	4,967.00
<b>Other devices</b>				
License plate holder with LED lighting to comply with country-specific regulations.	Option	2655778	USD	434.00
<b>Documentation</b>				
Additional set of technical documentation - North America country version (US)	Option		USD	81.00
Date: 3/6/2019				



## Price list

### W 130 Xfi - FCS

#### Scope of supply – basic machine

- Engine: 6-CYLINDER DIESEL ENGINE TYPE CUMMINS QSL9 C-300
- Rated engine power 2100 r.p.m.: 248 kW / 333 HP / 337 PS
- Maximum power at 1900 r.p.m.: 257 kW / 345 HP / 350 PS
- Exhaust standard: US Tier 4f
- Standard milling width: 4 ft 3 in / 1300 mm
- Theoretical milling depth: 1 ft 1 in / 330 mm

#### STANDARD EQUIPMENT

- Basic machine with engine
- Mechanically opening engine cowling with noise insulation
- Radiator with temperature-dependent fan speed
- Highly effective noise insulation throughout the engine compartment
- Automatic engine speed control depending on driving situation
- Elastically mounted engine station with low vibration and low noise

#### MILLING DRUM HOUSING

- The right side of the milling drum housing can easily be folded down for maintenance or milling drum change
- Hydraulically operated scraper with mechanical locking

#### LOADING OF MILLED MATERIAL

- Discharge conveyor slewing angle left 60 degrees – right 60 degrees
- Two slewing speeds on the hydraulically foldable discharge conveyor with an adjustable conveying speed for precise loading

#### MACHINE CONTROL AND LEVELLING SYSTEM

- Digital milling depth indicator in the machine control display
- LEVEL PRO PLUS leveling system right and left
- RAPID SLOPE cross-slope sensor for LEVEL PRO ACTIVE leveling system
- Precise machine height adjustment in 1 or 5 mm steps on the main control panel of the machine
- Digital load control, manual engageable, hydraulic differential lock (by flow distributor)

#### OPERATOR'S PLATFORM

- Hydraulically extending operator's platform for optimum visibility of the working area
- Steering console with adjustable rake and reach for ideal adaptation of the operator's platform to the operator
- Slender machine design permits unobstructed view of the milled edge as well as the working area in front of the milling drum on the right

- Conveniently accessible ladder/footstep to the operator's platform with night-time lighting and especially low bottom edge of the latter/footstep
- Robust anti-vandalism protection for the controls
- Mirror package comprising rear-view mirrors at front left and right as well as a forward-pointing mirror at the left of the operator's platform
- Reversing horn with clear audible signal
- Illuminated control panel / nighttime design
- Scraper height is shown on the display

#### CHASSIS AND HEIGHT ADJUSTMENT

- Hydraulic height adjustment of the front and rear track units at two speeds

#### MISCELLANEOUS

- Large tool package
- Device for towing away
- Generously sized water and diesel tanks
- Extensive safety package with several EMERGENCY STOP switches
- Pre-fitting for installing the WITOS FleetView control unit
- European design type certification, EuroTest mark and CE conformity

<b>List price ex subsidiary Wirtgen America</b>	<b>USD</b>	<b>607,281.00</b>
---	------------	-------------------

#### Mandatory Options

##### Exhaust Gas After Treatment

Exhaust after-treatment by diesel oxidation catalytic converter DOC in exhaust emissions category EU Stage 4 / US Tier 4f. Without diesel particulate filter.	<b>Standard</b>	<b>2490140</b>	<b>USD</b>	<b>0.00</b>
Exhaust after-treatment by diesel oxidation catalyst DOC in exhaust emissions category EU Stage 4 / US Tier 4f. Additionally equipped with diesel particulate filter (DPF) for operation e.g. in halls or in environmental zones with limited fine dust emission.	<b>Option</b>	<b>2490141</b>	<b>USD</b>	<b>13,504.00</b>

##### Crawler units

Configuration with 4 driven track units. The two front track units are steered. The track unit at the rear right is hydraulically slewing and also steers. Traveling speed max. 3.6 mph / 5.8 km/h.	<b>Standard</b>	<b>2777141</b>	<b>USD</b>	<b>0.00</b>
---	-----------------	----------------	------------	-------------

##### Milling drum housing

Wear-resistant milling drum housing FB1300 (4 ft 3 in) FCS with pre-fitting enabling a quick and easy change of the milling drums with varying spacings and milling widths, without milling drum.	<b>Standard</b>	<b>2336170</b>	<b>USD</b>	<b>0.00</b>
---	-----------------	----------------	------------	-------------

<b>Milling drums / milling units</b>				
FCS milling drum with milling width 1300 / 4 ft / 3 in, tool spacing 15 mm / 19/32 in, equipped with quick-change toolholder system HT22 and 121 picks. For a wide range of applications, e.g. removal of surface and binder layer, complete removal of road surfaces or concrete milling work.	Standard	2308218	USD	0.00
<b>OPERATOR'S PLATFORM</b>				
Standard operator's seat with shock absorption and lengthways adjustment	Standard	2412488	USD	0.00
<b>Hydraulic connection</b>				
Machine with hydraulic pre-fitting for a discharge conveyor with screw coupling. Each contains the coupling element on the machine side and the discharge conveyor side.	Standard	2412477	USD	0.00
<b>Material transport</b>				
Discharge conveyor 26 ft 9 in / 8,150 mm long with conveyor belt width 2 ft / 600 mm and hydraulic folding device for shortening the transport length or simplified maneuvering in narrow fields.	Standard	2336175	USD	0.00
<b>Paint</b>				
Painting in cream RAL 9001 with orange stripes. The complete lower part of the machine is painted in slate grey RAL 7015.	Standard	2336323	USD	0.00
Monocolor special painting. Cream white color is replaced by a special color (RAL according to customer). The complete lower part of the machine is painted in slate grey RAL 7015.	Option	2336324	USD	1,561.00
<b>Technical documentation</b>				
Technical documentation - North America country version (US)	Standard	2456347	USD	0.00
<b>Service documentation</b>				
Spare part and application documentation English (EN)	Standard	2456404	USD	0.00
<b>Warranty</b>				
Standard warranty 12 months or 1000 engine operational hours	Standard	100772	USD	0.00

<b>Telematics</b>				
WITOS FleetView includes a control unit (TCU) with a GPS receiver and the usage rights for the web application WITOS FleetView. The web access function offers a compact overview of the machine status including consumption data, working times, position data, error messages and service intervals. (The actual amount of data available depends on the machine type). The availability of WITOS FleetView is guaranteed for 3 years from the date of delivery.	Standard	2483436	USD	0.00
<b>Machine lighting</b>				
Lighting system consisting of 4 halogen and 8 LED working lights. The headlights illuminate the area in front of the machine, both machine sides, the area in front of the milling drum unit, the loading area, the ladder/footstep and the operator's platform. The light output of the working lights is approx. 19,500 lumen in total.	Standard	2487614	USD	0.00
High-performance lighting system consisting of 1 halogen and 14 LED working lights. The headlights illuminate the area in front of and behind the machine, both machine sides, the area in front of the milling drum unit, the loading area, the weather canopy, the ladder/footstep and the operator's platform. The light output of the working lights is approx. 26,300 lumen in total. LED working lights are extremely bright, shock-resistant and durable.	Option	2487615	USD	936.00
<b>Equipment Options</b>				
<b>Exhaust air filter</b>				
VCS - Vacuum Cutting System on the discharge conveyor, for extraction of fine material particles and water vapor from the sealed milling unit.	Option	2336913	USD	8,251.00
<b>Advance drive</b>				
Equipment of the machine with precision steering. Pushbuttons on the multi-function armrests with a proportional response permit more precise steering of the machine.	Standard	2478488	USD	0.00



<b>Equipment operator's platform</b>				
Operator's platform with weather canopy. The weather canopy is hydraulically adjustable in height and provides additional comfort during on-site operation. Including LED working light for illuminating the footstep. (Only in conjunction with electrohydraulic unit.)	Option	2336173	USD	8,156.00
<b>Milling drum assembly options</b>				
Active floating position on the side plate right and left by continuous comparison between the milling depth and position of the side plate. If required, the side plate is lifted briefly to prevent tilting or sinking into a soft sub-base. (Only possible in conjunction with LEVEL PRO PLUS.)	Standard	2478486	USD	0.00
<b>Device for milling drum change</b>				
Milling drum assembly trolley for milling drums up to FB1300 (4 ft 3 in), for straightforward milling drum change	Option	105240	USD	2,633.00
<b>Additional milling units</b>				
FCS tandem scraper FB1300 (4 ft 3 in) with necessary hydraulic and electrical systems. For the use of milling drums smaller than FB1300 (4 ft 3 in). The min. milling width for material loading onto the loading belt is FB750	Standard	2351477	USD	0.00
FCS milling unit FB300 (12") LA15, with quick-change toolholder system HT22, milling depth max. 11 in / 280 mm, equipped with 61 RS picks, including scraper bottom part FB300 (12")	Option	2308611	USD	14,983.00
FCS milling unit FB600 (24") LA12, with quick-change toolholder system HT22, milling depth max. 11 in / 280 mm, equipped with 80 picks, including scraper bottom part FB600 (24")	Option	2308615	USD	24,225.00
FCS milling unit FB900 (2 ft 11 in) LA15, with quick-change toolholder system HT22, milling depth max. 11 in / 280 mm, equipped with 102 RS picks, including scraper bottom part FB900 (2 ft 11 in)	Option	2308621	USD	37,864.00

<b>Cold-start device</b>				
Electrical preheating of the fuel filter for maintaining free-flow properties of the fuel at low outside temperatures. Used for ensuring operating capability at temperatures below 32 degrees Fahrenheit / 0 degrees Celsius.	Option	2377357	USD	746.00
<b>Options for belt conveyor</b>				
Signal lights on the loading conveyor for a visual truck stop-and-go control without using the horn. The signal lights can be folded in hydraulically from the operator's platform.	Option	2409818	USD	6,392.00
<b>Leveling</b>				
Expansion of the LEVEL PRO PLUS leveling system by a SONIC SKI sensor. Ideal for contact-free wire and soil scanning. Including connection cable and holder.	Option	2352878	USD	5,727.00
<b>Leveling</b>				0.00
Expansion of the leveling system for multiplex system package 3-way right, including 2 x ultrasonic sensors, and connection cable. (FB1000/1200)	Option	2544246	USD	3,651.00
Expansion of the leveling system to make multiplex system package 3-way right and 3-way left, including 4 x ultrasonic sensors and connection cable. (FB1000/1200)	Option	2544249	USD	7,288.00
<b>Attachments</b>				
Battery-operated electro-hydraulic unit for operation of the machine hydraulics with the diesel engine switched off. (e.g. height adjustment of weather canopy, milling drum rotation device and hydraulic pick extractor drift)	Standard	2412494	USD	0.00
<b>Water system</b>				
Hydraulically operated high-pressure water cleaner with a maximum performance of 15 l/min at 150 bar pressure. Ideal for daily cleaning of the machine.	Option	2336231	USD	3,909.00
<b>Pick changing aids</b>				
Milling drum rotation device with electrohydraulic milling drum drive for slowly turning the milling drum during pick replacement.	Standard	2352893	USD	0.00
<b>Wirtgen information and diagnostic system</b>				
Equipment of the machine with job data acquisition. The information is shown in the control display.	Standard	2410294	USD	0.00

<b>Camera system</b>				
Monitor system as maneuvering aid with 2 cameras and screen. A camera is mounted on the discharge conveyor and displays the loading of the truck. The 2nd camera shows the area in front of the milling drum housing. The camera images are displayed on the screen.	Option	2487637	USD	5,496.00
<b>Other devices</b>				
License plate holder with LED lighting to comply with country-specific regulations.	Option	2659037	USD	434.00
<b>Documentation</b>				
Additional set of technical documentation - North America country version (US)	Option		USD	81.00
Spare part and application documentation English (EN)	Option		USD	14.00
<sup>1</sup> Option must be ordered from headquarters. Date: 10/1/2019				



## Price list

### W 130 Xfi - Non FCS

#### Scope of supply – basic machine

- Engine: 6-CYLINDER DIESEL ENGINE TYPE CUMMINS QSL9 C-300
- Rated engine power 2100 r.p.m.: 248 kW / 333 HP / 337 PS
- Maximum power at 1900 r.p.m.: 257 kW / 345 HP / 350 PS
- Exhaust standard: US Tier 4f
- Standard milling width: 4 ft 3 in / 1300 mm
- Theoretical milling depth: 1 ft 1 in / 330 mm

#### STANDARD EQUIPMENT

- Basic machine with engine
- Mechanically opening engine cowling with noise insulation
- Radiator with temperature-dependent fan speed
- Highly effective noise insulation throughout the engine compartment
- Automatic engine speed control depending on driving situation
- Elastically mounted engine station with low vibration and low noise

#### MILLING DRUM HOUSING

- The right side of the milling drum housing can easily be folded down for maintenance or milling drum change
- Hydraulically operated scraper with mechanical locking

#### LOADING OF MILLED MATERIAL

- Discharge conveyor slewing angle left 60 degrees – right 60 degrees
- Two slewing speeds on the hydraulically foldable discharge conveyor with an adjustable conveying speed for precise loading

#### MACHINE CONTROL AND LEVELLING SYSTEM

- Digital milling depth indicator in the machine control display
- LEVEL PRO PLUS leveling system right and left
- RAPID SLOPE cross-slope sensor for LEVEL PRO ACTIVE leveling system
- Precise machine height adjustment in 1 or 5 mm steps on the main control panel of the machine
- Digital load control, manual engageable, hydraulic differential lock (by flow distributor)

#### OPERATOR'S PLATFORM

- Hydraulically extending operator's platform for optimum visibility of the working area
- Steering console with adjustable rake and reach for ideal adaptation of the operator's platform to the operator
- Slender machine design permits unobstructed view of the milled edge as well as the working area in front of the milling drum on the right
- Conveniently accessible ladder/footstep to the operator's platform with night-time lighting and especially low bottom edge of the latter/footstep

- Robust anti-vandalism protection for the controls
- Mirror package comprising rear-view mirrors at front left and right as well as a forward-pointing mirror at the left of the operator's platform
- Reversing horn with clear audible signal
- Illuminated control panel / nighttime design
- Scraper height is shown on the display

#### CHASSIS AND HEIGHT ADJUSTMENT

- Hydraulic height adjustment of the front and rear track units at two speeds

#### MISCELLANEOUS

- Large tool package
- Device for towing away
- Generously sized water and diesel tanks
- Extensive safety package with several EMERGENCY STOP switches
- Pre-fitting for installing the WITOS FleetView control unit
- European design type certification, EuroTest mark and CE conformity

<b>List price ex subsidiary Wirtgen America</b>	<b>USD</b>	<b>586,720.00</b>
---	------------	-------------------

#### Mandatory Options

##### Exhaust Gas After Treatment

Exhaust after-treatment by diesel oxidation catalytic converter DOC in exhaust emissions category EU Stage 4 / US Tier 4f. Without diesel particulate filter.	<b>Standard</b>	<b>2490140</b>	<b>USD</b>	<b>0.00</b>
---	-----------------	----------------	------------	-------------

Exhaust after-treatment by diesel oxidation catalyst DOC in exhaust emissions category EU Stage 4 / US Tier 4f. Additionally equipped with diesel particulate filter (DPF) - for operation e.g. in halls or in environmental zones with limited fine dust emission.	<b>Option</b>	<b>2490141</b>	<b>USD</b>	<b>13,504.00</b>
---	---------------	----------------	------------	------------------

##### Crawler units

Configuration with 4 driven track units. The two front track units are steered. The track unit at the rear right is hydraulically slewing and also steers. Traveling speed max. 3.6 mph / 5.8 km/h.	<b>Standard</b>	<b>2777141</b>	<b>USD</b>	<b>0.00</b>
---	-----------------	----------------	------------	-------------

##### Milling drum housing

Wear-resistant milling drum housing FB1300 (4 ft 3 in) without milling drum	<b>Standard</b>	<b>2336169</b>	<b>USD</b>	<b>0.00</b>
---	-----------------	----------------	------------	-------------

<b>Milling drums / milling units</b>					
Milling drum with milling width 1300 / 4 ft / 3 in, tool spacing 15 mm / 19/32 in, equipped with quick-change toolholder system HT22 and 121 picks. For a wide range of applications, e.g. removal of surface and binder layer, complete removal of road surfaces or concrete milling work.	Standard	2308581	USD		0.00
<b>OPERATOR'S PLATFORM</b>					
Standard operator's seat with shock absorption and lengthways adjustment	Standard	2412488	USD		0.00
<b>Hydraulic connection</b>					0.00
Machine with hydraulic pre-fitting for a discharge conveyor with screw coupling. Each contains the coupling element on the machine side and the discharge conveyor side.	Standard	2412477	USD		0.00
<b>Material transport</b>					0.00
Discharge conveyor 26 ft 9 in / 8,150 mm long with conveyor belt width 2 ft / 600 mm and hydraulic folding device for shortening the transport length or simplified maneuvering in narrow fields.	Standard	2336175	USD		0.00
<b>Paint</b>					
Painting in cream RAL 9001 with orange stripes. The complete lower part of the machine is painted in slate grey RAL 7015.	Standard	2336323	USD		0.00
Monocolor special painting. Cream white color is replaced by a special color (RAL according to customer). The complete lower part of the machine is painted in slate grey RAL 7015.	Option	2336324	USD		1,561.00
<b>Technical documentation</b>					
Technical documentation - North America country version (US)	Standard	2456347	USD		0.00
<b>Service documentation</b>					
Spare part and application documentation English (EN)	Standard	2456404	USD		0.00

<b>Warranty</b>				
Standard warranty 12 months or 1000 engine operational hours	Standard	100772	USD	0.00
<b>Telematics</b>				
WITOS FleetView includes a control unit (TCU) with a GPS receiver and the usage rights for the web application WITOS FleetView. The web access function offers a compact overview of the machine status including consumption data, working times, position data, error messages and service intervals. (The actual amount of data available depends on the machine type). The availability of WITOS FleetView is guaranteed for 3 years from the date of delivery.	Standard	2483436	USD	0.00
<b>Machine lighting</b>				
Lighting system consisting of 4 halogen and 8 LED working lights. The headlights illuminate the area in front of the machine, both machine sides, the area in front of the milling drum unit, the loading area, the ladder/footstep and the operator's platform. The light output of the working lights is approx. 19,500 lumen in total.	Standard	2487614	USD	0.00
High-performance lighting system consisting of 1 halogen and 14 LED working lights. The headlights illuminate the area in front of and behind the machine, both machine sides, the area in front of the milling drum unit, the loading area, the weather canopy, the ladder/footstep and the operator's platform. The light output of the working lights is approx. 26,300 lumen in total. LED working lights are extremely bright, shock-resistant and durable.	Option	2487615	USD	936.00
<b>Equipment Options</b>				
<b>Exhaust air filter</b>				
VCS - Vacuum Cutting System on the discharge conveyor, for extraction of fine material particles and water vapor from the sealed milling unit.	Option	2336913	USD	8,251.00
<b>Advance drive</b>				
Equipment of the machine with precision steering. Pushbuttons on the multi-function armrests with a proportional response permit more precise steering of the machine.	Standard	2478488	USD	0.00
<b>Equipment operator's platform</b>				
Operator's platform with weather canopy. The weather canopy is hydraulically adjustable in height and provides additional comfort during on-site operation. Including LED working light for illuminating the footstep. (Only in conjunction with electrohydraulic unit.)	Option	2336173	USD	8,156.00

<b>Milling drum assembly options</b>				
Active floating position on the side plate right and left by continuous comparison between the milling depth and position of the side plate. If required, the side plate is lifted briefly to prevent tilting or sinking into a soft sub-base. (Only possible in conjunction with LEVEL PRO PLUS.)	Standard	2478486	USD	0.00
<b>Device for milling drum change</b>				
Milling drum assembly trolley for milling drums up to FB1300 (4 ft 3 in), for straightforward milling drum change	Option	105240	USD	2,633.00
<b>Cold-start device</b>				
Electrical preheating of the fuel filter for maintaining free-flow properties of the fuel at low outside temperatures. Used for ensuring operating capability at temperatures below 32 degrees Fahrenheit / 0 degrees Celsius.	Option	2377357	USD	746.00
<b>Options for belt conveyor</b>				
Signal lights on the loading conveyor for a visual truck stop-and-go control without using the horn. The signal lights can be folded in hydraulically from the operator's platform.	Option	2409818	USD	6,392.00
<b>Leveling</b>				
Expansion of the LEVEL PRO PLUS leveling system by a SONIC SKI sensor. Ideal for contact-free wire and soil scanning. Including connection cable and holder.	Option	2352878	USD	5,727.00
<b>Leveling</b>				
Expansion of the leveling system for multiplex system package 3-way right, including 2 x ultrasonic sensors, and connection cable. (FB1000/1200)	Option	2544246	USD	3,651.00
Expansion of the leveling system to make multiplex system package 3-way right and 3-way left, including 4 x ultrasonic sensors and connection cable. (FB1000/1200)	Option	2544249	USD	7,288.00



<b>Attachments</b>				
Battery-operated electro-hydraulic unit for operation of the machine hydraulics with the diesel engine switched off. (e.g. height adjustment of weather canopy, milling drum rotation device and hydraulic pick extractor drift)	Standard	2412494	USD	0.00
<b>Water system</b>				
Hydraulically operated high-pressure water cleaner with a maximum performance of 15 l/min at 150 bar pressure. Ideal for daily cleaning of the machine.	Option	2336231	USD	3,909.00
<b>Pick changing aids</b>				
Milling drum rotation device with electrohydraulic milling drum drive for slowly turning the milling drum during pick replacement.	Standard	2352893	USD	0.00
<b>Wirtgen information and diagnostic system</b>				
Equipment of the machine with job data acquisition. The information is shown in the control display.	Standard	2410294	USD	0.00
<b>Camera system</b>				
Monitor system as maneuvering aid with 2 cameras and screen. A camera is mounted on the discharge conveyor and displays the loading of the truck. The 2nd camera shows the area in front of the milling drum housing. The camera images are displayed on the screen.	Option	2487637	USD	5,496.00
<b>Other devices</b>				
License plate holder with LED lighting to comply with country-specific regulations.	Option	2659037	USD	434.00
<b>Documentation</b>				
Additional set of technical documentation - North America country version (US)	Option		USD	81.00
Spare part and application documentation English (EN)	Option		USD	14.00

<sup>1</sup>Option must be ordered from headquarters.

Date: 10/1/2019

**Price list****W 130 Cfi - FCS****Scope of supply – basic machine**

- Engine: 6-CYLINDER DIESEL ENGINE TYPE CUMMINS QSL9 C-300
- Rated engine power 2100 r.p.m.: 248 kW / 333 HP / 337 PS
- Maximum power at 1900 r.p.m.: 257 kW / 345 HP / 350 PS
- Exhaust standard: EU Stage 4 / US Tier 4f
- Standard milling width: 4 ft 3 in / 1300 mm
- Theoretical milling depth: 1 ft 1 in / 330 mm

**STANDARD EQUIPMENT**

- Basic machine with engine
- Mechanically opening engine cowling with noise insulation
- Radiator with temperature-dependent fan speed
- Highly effective noise insulation throughout the engine compartment
- Automatic engine speed control depending on driving situation
- Elastically mounted engine station with low vibration and low noise

**MILLING DRUM HOUSING**

- The right side of the milling drum housing can easily be folded down for maintenance or milling drum change
- Hydraulically operated scraper with mechanical locking

**LOADING OF MILLED MATERIAL**

- Discharge conveyor slewing angle left 60 degrees – right 60 degrees
- Two slewing speeds on the hydraulically foldable discharge conveyor with an adjustable conveying speed for precise loading

**MACHINE CONTROL AND LEVELLING SYSTEM**

- Digital milling depth indicator in the machine control display
- LEVEL PRO PLUS leveling system right and left
- RAPID SLOPE cross-slope sensor for LEVEL PRO ACTIVE leveling system
- Precise machine height adjustment in 1 or 5 mm steps on the main control panel of the machine
- Digital load control, manual engageable, hydraulic differential lock (by flow distributor)

**OPERATOR'S PLATFORM**

- Hydraulically extending operator's platform for optimum visibility of the working area

- Steering console with adjustable rake and reach for ideal adaptation of the operator's platform to the operator
- Slender machine design permits unobstructed view of the milled edge as well as the working area in front of the milling drum on the right
- Conveniently accessible ladder/footstep to the operator's platform with night-time lighting and especially low bottom edge of the latter/footstep
- Robust anti-vandalism protection for the controls
- Mirror package comprising rear-view mirrors at front left and right as well as a forward-pointing mirror at the left of the operator's platform
- Reversing horn with clear audible signal
- Illuminated control panel / nighttime design
- Scraper height is shown on the display

#### CHASSIS AND HEIGHT ADJUSTMENT

- Hydraulic height adjustment of the front and rear track units at two speeds

#### MISCELLANEOUS

- Large tool package
- Device for towing away
- Generously sized water and diesel tanks
- Extensive safety package with several EMERGENCY STOP switches
- Pre-fitting for installing the WITOS FleetView control unit
- European design type certification, EuroTest mark and CE conformity

List price ex subsidiary Wirtgen America

USD

607,281.00

#### Mandatory Options

##### Exhaust Gas After Treatment

Exhaust after-treatment by diesel oxidation catalytic converter DOC in exhaust emissions category EU Stage 4 / US Tier 4f. Without diesel particulate filter.

Standard

2490140

USD

0.00

Exhaust after-treatment by diesel oxidation catalyst DOC in exhaust emissions category EU Stage 4 / US Tier 4f. Additionally equipped with diesel particulate filter (DPF) - for operation e.g. in halls or in environmental zones with limited fine dust emission.

Option

2490141

USD

13,504.00

##### Crawler units

Configuration with 4 driven track units. The two front track units are steered. The crawler unit at the rear right is hydraulically slewing and also steers. Traveling speed max. 3.6 mph / 5.8 km/h.

Standard

2490142

USD

0.00

<b>Milling drum housing</b>				
Wear-resistant milling drum housing FB1300 (4 ft 3 in) FCS with pre-fitting enabling a quick and easy change of the milling drums with varying spacings and milling widths, without milling drum.	Standard	2336170	USD	0.00
<b>Milling drums / milling units</b>				
FCS milling drum with milling width 1300 / 4 ft / 3 in, tool spacing 15 mm / 19/32 in, equipped with quick-change toolholder system HT22 and 121 picks. For a wide range of applications, e.g. removal of surface and binder layer, complete removal of road surfaces or concrete milling work.	Standard	2308218	USD	0.00
<b>Operator's platform</b>				
Standard operator's seat with shock absorption and lengthways adjustment	Standard	2412488	USD	0.00
<b>Hydraulic connection</b>				
Machine with hydraulic pre-fitting for a discharge conveyor with screw coupling. Each contains the coupling element on the machine side and the discharge conveyor side.	Standard	2412477	USD	0.00
<b>Material transport</b>				
Discharge conveyor 26 ft 9 in / 8,150 mm long with conveyor belt width 2 ft / 600 mm and hydraulic folding device for shortening the transport length or simplified maneuvering in narrow fields.	Standard	2336175	USD	0.00
<b>Paint</b>				
Painting in cream RAL 9001 with orange stripes. The complete lower part of the machine is painted in slate grey RAL 7015.	Standard	2336323	USD	0.00
Monocolor special painting. Cream white color is replaced by a special color (RAL according to customer). The complete lower part of the machine is painted in slate grey RAL 7015.	Option	2336324	USD	1,561.00
<b>Technical documentation</b>				
Technical documentation - North America country version (US)	Standard	2456347	USD	0.00
<b>Service documentation</b>				
Spare part and application documentation English (EN)	Standard	2456404	USD	0.00
<b>Warranty</b>				
Standard warranty 12 months or 1000 engine operational hours	Standard	100772	USD	0.00

<b>Telematics</b>				
WITOS FleetView includes a control unit (TCU) with a GPS receiver and the usage rights for the web application WITOS FleetView. The web access function offers a compact overview of the machine status including consumption data, working times, position data, error messages and service intervals. (The actual amount of data available depends on the machine type). The availability of WITOS FleetView is guaranteed for 3 years from the date of delivery.	<b>Standard</b>	<b>2483436</b>	<b>USD</b>	<b>0.00</b>
<b>Machine lighting</b>				
Lighting system consisting of 4 halogen and 8 LED working lights. The headlights illuminate the area in front of the machine, both machine sides, the area in front of the milling drum unit, the loading area, the ladder/footstep and the operator's platform. The light output of the working lights is approx. 19,500 lumen in total.	<b>Standard</b>	<b>2487614</b>	<b>USD</b>	<b>0.00</b>
High-performance lighting system consisting of 1 halogen and 14 LED working lights. The headlights illuminate the area in front of and behind the machine, both machine sides, the area in front of the milling drum unit, the loading area, the weather canopy, the ladder/footstep and the operator's platform. The light output of the working lights is approx. 26,300 lumen in total. LED working lights are extremely bright, shock-resistant and durable.	<b>Option</b>	<b>2487615</b>	<b>USD</b>	<b>936.00</b>
<b>Equipment Options</b>				
<b>Exhaust air filter</b>				
VCS - Vacuum Cutting System on the discharge conveyor, for extraction of fine material particles and water vapor from the sealed milling unit.		<b>2336913</b>	<b>USD</b>	<b>8,251.00</b>
<b>Advance drive</b>				
Equipment of the machine with precision steering. Pushbuttons on the multi-function armrests with a proportional response permit more precise steering of the machine.	<b>Standard</b>	<b>2478488</b>	<b>USD</b>	<b>0.00</b>
<b>Equipment operator's platform</b>				
Operator's platform with weather canopy. The weather canopy is hydraulically adjustable in height and provides additional comfort during on-site operation. Including LED working light for illuminating the footstep. (Only in conjunction with electrohydraulic unit.)	<b>Option</b>	<b>2336173</b>	<b>USD</b>	<b>8,156.00</b>
<b>Milling drum assembly options</b>				
Active floating position on the side plate right and left by continuous comparison between the milling depth and position of the side plate. If required, the side plate is lifted briefly to prevent tilting or sinking into a soft sub-base. (Only possible in conjunction with LEVEL PRO PLUS.)	<b>Standard</b>	<b>2478486</b>	<b>USD</b>	<b>0.00</b>

<b>Device for milling drum change</b>				
Milling drum assembly trolley for milling drums up to FB1300 (4 ft 3 in), for straightforward milling drum change	Option	105240	USD	2,633.00
<b>Additional milling units</b>				
FCS tandem scraper FB1300 (4 ft 3 in) with necessary hydraulic and electrical systems. For the use of milling drums smaller than FB1300 (4 ft 3 in). The min. milling width for material loading onto the loading belt is FB750	Standard	2351477	USD	0.00
FCS milling unit FB300 (12") LA15, with quick-change toolholder system HT22, milling depth max. 11 in / 280 mm, equipped with 61 RS picks, including scraper bottom part FB300 (12")	Option	2308611	USD	14,983.00
FCS milling unit FB600 (24") LA12, with quick-change toolholder system HT22, milling depth max. 11 in / 280 mm, equipped with 80 picks, including scraper bottom part FB600 (24")	Option	2308615	USD	24,225.00
FCS milling unit FB900 (2 ft 11 in) LA15, with quick-change toolholder system HT22, milling depth max. 11 in / 280 mm, equipped with 102 RS picks, including scraper bottom part FB900 (2 ft 11 in)	Option	2308621	USD	37,864.00
<b>Cold-start device</b>				
Electric preheating of the fuel filter for maintaining free-flow properties of the fuel at low outside temperatures. Used for ensuring operating capability at temperatures below 32 degrees Fahrenheit / 0 degrees Celsius.	Option	2377357	USD	746.00
<b>Options for belt conveyor</b>				
Signal lights on the loading conveyor for a visual truck stop-and-go control without using the horn. The signal lights can be folded in hydraulically from the operator's platform.	Option	2409818	USD	6,392.00
<b>Leveling</b>				
Expansion of the LEVEL PRO PLUS leveling system by a SONIC SKI sensor. Ideal for contact-free wire and soil scanning. Including connection cable and holder.	Option	2352878	USD	5,727.00

<b>Leveling</b>				
Expansion of the leveling system for multiplex system package 3-way right, including 2 x ultrasonic sensors, and connection cable. (FB1000/1200)	Option	2544246	USD	3,651.00
Expansion of the leveling system to make multiplex system package 3-way right and 3-way left, including 4 x ultrasonic sensors and connection cable. (FB1000/1200)	Option	2544249	USD	7,288.00
<b>Attachments</b>				
Battery-operated electro-hydraulic unit for operation of the machine hydraulics with the diesel engine switched off. (e.g. height adjustment of weather canopy, milling drum rotation device and hydraulic pick extractor drift)	Standard	2412494	USD	0.00
<b>Water system</b>				
Hydraulically operated high-pressure water cleaner with a maximum performance of 15 l/min at 150 bar pressure. Ideal for daily cleaning of the machine.	Option	2336231	USD	3,909.00
<b>Pick changing aids</b>				
Milling drum rotation device with electrohydraulic milling drum drive for slowly turning the milling drum during pick replacement.	Standard	2352893	USD	0.00
<b>Wirtgen information and diagnostic system</b>				
Equipment of the machine with job data acquisition. The information is shown in the control display.	Standard	2410294	USD	0.00
<b>Camera system</b>				
Monitor system as maneuvering aid with 2 cameras and screen. A camera is mounted on the discharge conveyor and displays the loading of the truck. The 2nd camera shows the area in front of the milling drum housing. The camera images are displayed on the screen.	Option	2487637	USD	5,496.00
<b>Other devices</b>				
License plate holder with LED lighting to comply with country-specific regulations.	Option	2659037	USD	434.00
<b>Documentation</b>				
Additional set of technical documentation - North America country version (US)	Option		USD	81.00

<sup>1</sup>Option must be ordered from headquarters.

Date: 3/6/2019

**Price list****W 130 Cfi - Non FCS****Scope of supply – basic machine**

- Engine: 6-CYLINDER DIESEL ENGINE TYPE CUMMINS QSL9 C-300
- Rated engine power 2100 r.p.m.: 248 kW / 333 HP / 337 PS
- Maximum power at 1900 r.p.m.: 257 kW / 345 HP / 350 PS
- Exhaust standard: EU Stage 4 / US Tier 4f
- Standard milling width: 4 ft 3 in / 1300 mm
- Theoretical milling depth: 1 ft 1 in / 330 mm

**STANDARD EQUIPMENT**

- Basic machine with engine
- Mechanically opening engine cowling with noise insulation
- Radiator with temperature-dependent fan speed
- Highly effective noise insulation throughout the engine compartment
- Automatic engine speed control depending on driving situation
- Elastically mounted engine station with low vibration and low noise

**MILLING DRUM HOUSING**

- The right side of the milling drum housing can easily be folded down for maintenance or milling drum change
- Hydraulically operated scraper with mechanical locking

**LOADING OF MILLED MATERIAL**

- Discharge conveyor slewing angle left 60 degrees – right 60 degrees
- Two slewing speeds on the hydraulically foldable discharge conveyor with an adjustable conveying speed for precise loading

**MACHINE CONTROL AND LEVELLING SYSTEM**

- Digital milling depth indicator in the machine control display
- LEVEL PRO PLUS leveling system right and left
- RAPID SLOPE cross-slope sensor for LEVEL PRO ACTIVE leveling system
- Precise machine height adjustment in 1 or 5 mm steps on the main control panel of the machine
- Digital load control, manual engageable, hydraulic differential lock (by flow distributor)

**OPERATOR'S PLATFORM**

- Hydraulically extending operator's platform for optimum visibility of the working area
- Steering console with adjustable rake and reach for ideal adaptation of the operator's platform to the operator



<ul style="list-style-type: none"> <li>Slender machine design permits unobstructed view of the milled edge as well as the working area in front of the milling drum on the right</li> <li>Conveniently accessible ladder/footstep to the operator's platform with night-time lighting and especially low bottom edge of the latter/footstep</li> <li>Robust anti-vandalism protection for the controls</li> <li>Mirror package comprising rear-view mirrors at front left and right as well as a forward-pointing mirror at the left of the operator's platform</li> <li>Reversing horn with clear audible signal</li> <li>Illuminated control panel / nighttime design</li> <li>Scraper height is shown on the display</li> </ul>
<b>CHASSIS AND HEIGHT ADJUSTMENT</b>
<ul style="list-style-type: none"> <li>Hydraulic height adjustment of the front and rear track units at two speeds</li> </ul>
<b>MISCELLANEOUS</b>
<ul style="list-style-type: none"> <li>Large tool package</li> <li>Device for towing away</li> <li>Generously sized water and diesel tanks</li> <li>Extensive safety package with several EMERGENCY STOP switches</li> <li>Pre-fitting for installing the WITOS FleetView control unit</li> <li>European design type certification, EuroTest mark and CE conformity</li> </ul>
<div> <div>List price ex subsidiary Wirtgen America</div> <div>USD</div> <div>586,720.00</div> </div>

Mandatory Options				
Exhaust Gas After Treatment				
Exhaust after-treatment by diesel oxidation catalytic converter DOC in exhaust emissions category EU Stage 4 / US Tier 4f. Without diesel particulate filter.	Standard	2490140	USD	0.00
Exhaust after-treatment by diesel oxidation catalyst DOC in exhaust emissions category EU Stage 4 / US Tier 4f. Additionally equipped with diesel particulate filter (DPF) - for operation e.g. in halls or in environmental zones with limited fine dust emission.	Option	2490141	USD	13,504.00
Crawler units				
Configuration with 4 driven track units. The two front track units are steered. The crawler unit at the rear right is hydraulically slewing and also steers. Traveling speed max. 3.6 mph / 5.8 km/h.	Standard	2490142	USD	0.00

<b>Milling drum housing</b>				
Wear-resistant milling drum housing FB1300 (4 ft 3 in) without milling drum	Standard	2336169	USD	0.00
<b>Milling drums / milling units</b>				
Milling drum with milling width 1300 / 4 ft / 3 in, tool spacing 15 mm / 19/32 in, equipped with quick-change toolholder system HT22 and 121 picks. For a wide range of applications, e.g. removal of surface and binder layer, complete removal of road surfaces or concrete milling work.	Standard	2308581	USD	0.00
<b>Operator's platform</b>				
Standard operator's seat with shock absorption and lengthways adjustment	Standard	2412488	USD	0.00
<b>Hydraulic connection</b>				
Machine with hydraulic pre-fitting for a discharge conveyor with screw coupling. Each contains the coupling element on the machine side and the discharge conveyor side.	Standard	2412477	USD	0.00
<b>Material transport</b>				
Discharge conveyor 26 ft 9 in / 8,150 mm long with conveyor belt width 2 ft / 600 mm and hydraulic folding device for shortening the transport length or simplified maneuvering in narrow fields.	Standard	2336175	USD	0.00
<b>Paint</b>				
Painting in cream RAL 9001 with orange stripes. The complete lower part of the machine is painted in slate grey RAL 7015.	Standard	2336323	USD	0.00
Monocolor special painting. Cream white color is replaced by a special color (RAL according to customer). The complete lower part of the machine is painted in slate grey RAL 7015.	Option	2336324	USD	1,561.00
<b>Technical documentation</b>				
Technical documentation - North America country version (US)	Standard	2456347	USD	0.00
<b>Service documentation</b>				
Spare part and application documentation English (EN)	Standard	2456404	USD	0.00

<b>Warranty</b>				
Standard warranty 12 months or 1000 engine operational hours	<b>Standard</b>	<b>100772</b>	<b>USD</b>	<b>0.00</b>
<b>Telematics</b>				
WITOS FleetView includes a control unit (TCU) with a GPS receiver and the usage rights for the web application WITOS FleetView. The web access function offers a compact overview of the machine status including consumption data, working times, position data, error messages and service intervals. (The actual amount of data available depends on the machine type). The availability of WITOS FleetView is guaranteed for 3 years from the date of delivery.	<b>Standard</b>	<b>2483436</b>	<b>USD</b>	<b>0.00</b>
<b>Machine lighting</b>				
Lighting system consisting of 4 halogen and 8 LED working lights. The headlights illuminate the area in front of the machine, both machine sides, the area in front of the milling drum unit, the loading area, the ladder/footstep and the operator's platform. The light output of the working lights is approx. 19,500 lumen in total.	<b>Standard</b>	<b>2487614</b>	<b>USD</b>	<b>0.00</b>
High-performance lighting system consisting of 1 halogen and 14 LED working lights. The headlights illuminate the area in front of and behind the machine, both machine sides, the area in front of the milling drum unit, the loading area, the weather canopy, the ladder/footstep and the operator's platform. The light output of the working lights is approx. 26,300 lumen in total. LED working lights are extremely bright, shock-resistant and durable.	<b>Option</b>	<b>2487615</b>	<b>USD</b>	<b>936.00</b>
<b>Equipment Options</b>				
<b>Exhaust air filter</b>				
VCS - Vacuum Cutting System on the discharge conveyor, for extraction of fine material particles and water vapor from the sealed milling unit.		<b>2336913</b>	<b>USD</b>	<b>8,251.00</b>
<b>Advance drive</b>				
Equipment of the machine with precision steering. Pushbuttons on the multi-function armrests with a proportional response permit more precise steering of the machine.	<b>Standard</b>	<b>2478488</b>	<b>USD</b>	<b>0.00</b>
<b>Equipment operator's platform</b>				
Operator's platform with weather canopy. The weather canopy is hydraulically adjustable in height and provides additional comfort during on-site operation. Including LED working light for illuminating the footstep. (Only in conjunction with electrohydraulic unit.)	<b>Option</b>	<b>2336173</b>	<b>USD</b>	<b>8,156.00</b>

<b>Milling drum assembly options</b>				
Active floating position on the side plate right and left by continuous comparison between the milling depth and position of the side plate. If required, the side plate is lifted briefly to prevent tilting or sinking into a soft sub-base. (Only possible in conjunction with LEVEL PRO PLUS.)	<b>Standard</b>	<b>2478486</b>	<b>USD</b>	<b>0.00</b>
<b>Device for milling drum change</b>				
Milling drum assembly trolley for milling drums up to FB1300 (4 ft 3 in), for straightforward milling drum change	<b>Option</b>	<b>105240</b>	<b>USD</b>	<b>2,633.00</b>
<b>Cold-start device</b>				
Electric preheating of the fuel filter for maintaining free-flow properties of the fuel at low outside temperatures. Used for ensuring operating capability at temperatures below 32 degrees Fahrenheit / 0 degrees Celsius.	<b>Option</b>	<b>2377357</b>	<b>USD</b>	<b>746.00</b>
<b>Options for belt conveyor</b>				
Signal lights on the loading conveyor for a visual truck stop-and-go control without using the horn. The signal lights can be folded in hydraulically from the operator's platform.	<b>Option</b>	<b>2409818</b>	<b>USD</b>	<b>6,392.00</b>
<b>Leveling</b>				
Expansion of the LEVEL PRO PLUS leveling system by a SONIC SKI sensor. Ideal for contact-free wire and soil scanning. Including connection cable and holder.	<b>Option</b>	<b>2352878</b>	<b>USD</b>	<b>5,727.00</b>
<b>Leveling</b>				
Expansion of the leveling system for multiplex system package 3-way right, including 2 x ultrasonic sensors, and connection cable. (FB1000/1200)	<b>Option</b>	<b>2544246</b>	<b>USD</b>	<b>3,651.00</b>
Expansion of the leveling system to make multiplex system package 3-way right and 3-way left, including 4 x ultrasonic sensors and connection cable. (FB1000/1200)	<b>Option</b>	<b>2544249</b>	<b>USD</b>	<b>7,288.00</b>
<b>Attachments</b>				
Battery-operated electro-hydraulic unit for operation of the machine hydraulics with the diesel engine switched off. (e.g. height adjustment of weather canopy, milling drum rotation device and hydraulic pick extractor drift)	<b>Standard</b>	<b>2412494</b>	<b>USD</b>	<b>0.00</b>
<b>Water system</b>				
Hydraulically operated high-pressure water cleaner with a maximum performance of 15 l/min at 150 bar pressure. Ideal for daily cleaning of the machine.	<b>Option</b>	<b>2336231</b>	<b>USD</b>	<b>3,909.00</b>

<b>Pick changing aids</b>				
Milling drum rotation device with electrohydraulic milling drum drive for slowly turning the milling drum during pick replacement.	<b>Standard</b>	<b>2352893</b>	<b>USD</b>	<b>0.00</b>
<b>Wirtgen information and diagnostic system</b>				
Equipment of the machine with job data acquisition. The information is shown in the control display.	<b>Standard</b>	<b>2410294</b>	<b>USD</b>	<b>0.00</b>
<b>Camera system</b>				
Monitor system as maneuvering aid with 2 cameras and screen. A camera is mounted on the discharge conveyor and displays the loading of the truck. The 2nd camera shows the area in front of the milling drum housing. The camera images are displayed on the screen.	<b>Option</b>	<b>2487637</b>	<b>USD</b>	<b>5,496.00</b>
<b>Other devices</b>				
License plate holder with LED lighting to comply with country-specific regulations.	<b>Option</b>	<b>2659037</b>	<b>USD</b>	<b>434.00</b>
<b>Documentation</b>				
Additional set of technical documentation - North America country version (US)	<b>Option</b>		<b>USD</b>	<b>81.00</b>
<p><sup>1</sup>Option must be ordered from headquarters.</p> <p>Date: 3/6/2019</p>				

**Price list****W 150 Cfi - 1200 mm****Scope of supply – basic machine**

- Engine: 6-CYLINDER DIESEL ENGINE: CUMMINS QSL 9 C-380 AG4f
- Rated engine power 2100 r.p.m.: 283 kW / 380 HP / 385 PS
- Maximum power at 1900 r.p.m.: 298 kW / 400 HP / 405 PS
- Exhaust standard: EU Stage 4 / US Tier 4f
- Standard milling width: 4ft 11 in / 1,500 mm
- Theoretical milling depth: 1 ft 1 in / 330 mm

**STANDARD EQUIPMENT**

- Basic machine with engine
- Machine chassis with wasp waist on the right side (zero edge)
- Electrohydraulically opening engine cowling
- Radiator with temperature-dependent fan speed
- Additional control switch for scraper blade, bottom right
- Elastically mounted engine station with low vibration and low noise
- Three milling drum rotation speeds with electric on/off function 106 r.p.m. - 96 r.p.m. - 86 r.p.m.
- Air compressor system

**MILLING DRUM HOUSING**

- The right side of the milling drum housing can easily be folded down for maintenance or milling drum change
- Hydraulic material depressor with conveyor lifting function
- Hydraulically opening scraper plate with convenience locking
- Exchangeable wearing segments on the side plate

**LOADING OF MILLED MATERIAL**

- Discharge conveyor slewing angle left 60 degrees - right 60 degrees
- Two slewing speeds on the hydraulically foldable discharge conveyor with an adjustable conveying speed for precise loading

**MACHINE CONTROL AND LEVELLING SYSTEM**

- LEVEL PRO PLUS leveling system right and left
- RAPID SLOPE cross-slope sensor for LEVEL PRO ACTIVE leveling system
- Jog mode for height adjustment
- Load-dependent advance control
- 4-track drive with manually activated, electronic anti-slip control
- 4 selectable steering modes

- Automatic water management
- Automatic engine speed control

#### **OPERATOR 'S PLATFORM**

- Convenient control panel with practical switches
- Multi-function armrest including color operating display for one-handed operation of most machine functions.
- Digital multi-function display for all important operating conditions
- Scraper height is shown on the display
- Operating panel nighttime lighting
- Robust anti-vandalism protection for the controls
- Adjustable steering wheel position
- Optimally positionable operator's seat
- Footstep right and left with conveniently folding ladder
- Two mirrors front, one mirror middle and one mirror in rear area of the machine

#### **CHASSIS AND HEIGHT ADJUSTMENT**

- Fourfold full-floating axle for high machine stability
- PTS – automatic alignment of the machine parallel to the pavement surface
- ISC – intelligent track speed control including hydraulic four-track drive
- Reversing with the milling drum rotating. Simple and fast maneuvering
- Equipped with extremely wear-resistant 2-piece polyurethane track pads

#### **MISCELLANEOUS**

- Large tool package
- Generously sized water and diesel tanks
- Total of 3 EMERGENCY STOP switches at sensible positions on the machine
- "Welcome" and "Go home" lights feature including LED lighting in the area of the operator's platform and access
- Pre-fitting for installing the WITOS FleetView control unit
- European design type certification, EuroTest mark and CE conformity

**List price ex subsidiary Wirtgen America**

**USD 627,407.00**

Mandatory Options				
Exhaust Gas After Treatment				
Exhaust after-treatment by diesel oxidation catalytic converter DOC in exhaust emissions category EU Stage 4 / US Tier 4f. Without diesel particulate filter.	Standard	2400773	USD	0.00
Exhaust after-treatment by diesel oxidation catalyst DOC in exhaust emissions category EU Stage 4 / US Tier 4f. Additionally equipped with diesel particulate filter (DPF) - for operation e.g. in halls or in environmental zones with limited fine dust emission.	Option	2400774	USD	14,549.00
Milling drum housing				
Wear-resistant milling drum housing FB1500 (4 ft 11 in), with pre-fitting enabling a quick and easy change of the milling drums with varying spacings and milling widths, without milling drum.	Standard	2400857	USD	0.00
Milling drums / milling units				
FCS milling unit FB1200 (3 ft 11 in) LA15, with quick-change toolholder system HT22, milling depth max. 11 in / 280 mm, equipped with 115 picks, including scraper bottom part FB1200 (3 ft 11 in)	Standard	2409827	USD	0.00
Operator's platform				
Standard operator's seat with shock absorption and lengthways adjustment	Standard	2412488	USD	0.00
Hydraulic connection				
Machine with hydraulic pre-fitting for a discharge conveyor with screw coupling. Each contains the coupling element on the machine side and the discharge conveyor side.	Standard	2412477	USD	0.00
Material transport				
Discharge conveyor 26 ft 9 in / 8,150 mm long with conveyor belt width 2 ft / 600 mm and hydraulic folding device for shortening the transport length or simplified maneuvering in narrow fields.	Standard	2336175	USD	0.00
Paint				
Painting in cream RAL 9001 with orange stripes. The complete lower part of the machine is painted in slate grey RAL 7015.	Standard	2400780	USD	0.00
Single-color special paint. Cream color is replaced by a special color (RAL acc. to customer request). The complete lower part of the machine is painted in slate gray RAL 7015.	Option	2400782	USD	1,547.00
Technical documentation				
Technical documentation - North America country version (US)	Standard	2456347	USD	0.00
Service documentation				
Spare part and application documentation English (EN)	Standard	2456404	USD	0.00



<b>Warranty</b>				
Standard warranty 12 months or 1000 engine operational hours	<b>Standard</b>	<b>100772</b>	<b>USD</b>	<b>0.00</b>
<b>Telematics</b>				
WITOS FleetView includes a control unit (TCU) with a GPS receiver and the usage rights for the web application WITOS FleetView. The web access function offers a compact overview of the machine status including consumption data, working times, position data, error messages and service intervals. (The actual amount of data available depends on the machine type). The availability of WITOS FleetView is guaranteed for 3 years from the date of delivery.	<b>Standard</b>	<b>2483436</b>	<b>USD</b>	<b>0.00</b>
<b>Machine lighting</b>				
Lighting system consisting of 8 halogen and 6 LED working lights. The headlights illuminate the area in front of and behind the machine, both machine sides, the area in front of the milling drum unit and on the chassis unit, the loading area, the ladder/footstep and the operator's platform. The light output of the working lights is approx. 21,100 lumens in total.	<b>Standard</b>	<b>2450350</b>	<b>USD</b>	<b>0.00</b>
High-performance lighting system consisting of 1 halogen and 17 LED working lights. The headlights illuminate the area in front of and behind the machine, both machine sides, the area in front of the milling drum unit and on the chassis unit, the area of the wasp waist, the loading area, the ladder/footstep and the operator's platform. The light output of the working lights is approx. 29,900 lumens in total. LED working lights are extremely bright, shock-resistant and durable.	<b>Option</b>	<b>2450351</b>	<b>USD</b>	<b>2,104.00</b>
<b>Additional devices</b>				
Battery-operated electro-hydraulic unit. Weather canopy and engine cowlings can be lifted with the hydraulic unit.	<b>Standard</b>	<b>2400778</b>	<b>USD</b>	<b>0.00</b>
Battery-operated electro-hydraulic unit for milling drum rotation device and hydraulic pick extractor drift. Weather canopy and engine cowlings can be lifted with the hydraulic unit. Moreover, emergency functions such as lifting the chassis units, releasing the parking brake and other cylinder functions can also be operated when the engine is switched off.	<b>Option</b>	<b>2400779</b>	<b>USD</b>	<b>1,737.00</b>
<b>Equipment Options</b>				
<b>Exhaust air filter</b>				
VCS - Vacuum Cutting System on the discharge conveyor, for extraction of fine material particles and water vapor from the sealed milling unit.	<b>Option</b>	<b>2441379</b>	<b>USD</b>	<b>8,251.00</b>

<b>Advance drive</b>				
Equipment of the machine with precision steering. Pushbuttons on the multi-function armrests with a proportional response permit more precise steering of the machine.	<b>Standard</b>	<b>2400798</b>	<b>USD</b>	<b>0.00</b>
<b>Equipment operator's platform</b>				
Operator's platform equipped with weather canopy as well as windscreen and rear window. The side parts of the roof shell can be pulled out and the windows are movable. The complete roof can be folded in electro-hydraulically using a battery operated hydraulic pump for simplified machine transport. In addition, operation with a hand pump is possible. The operator's seat is surrounded by impact and abrasion-resistant Plexiglas panels.	<b>Option</b>	<b>2400795</b>	<b>USD</b>	<b>13,178.00</b>
Additional control unit for ground operation of the machine. Enables the ground crew to control important machine functions on the left side of the machine additionally.	<b>Standard</b>	<b>2400803</b>	<b>USD</b>	<b>0.00</b>
Heating with fan and air outlet openings in the footwell of the operator's platform.	<b>Option</b>	<b>2400791</b>	<b>USD</b>	<b>1,031.00</b>
<b>Milling drum assembly options</b>				
Overload sensor on the scraper for automatic lifting function in case of obstacles. Effectively prevents the scraper from sinking into the loose sub-base, as well as getting stuck on obstacles.	<b>Standard</b>	<b>2483584</b>	<b>USD</b>	<b>0.00</b>
<b>Device for milling drum change</b>				
Milling drum assembly trolley for milling drums up to FB1500 (4 ft 11 in), for straightforward milling drum change	<b>Option</b>	<b>2125929</b>	<b>USD</b>	<b>5,049.00</b>
<b>Additional milling units</b>				
FCS milling unit FB600 (24") LA12, with quick-change toolholder system HT22, milling depth max. 11 in / 280 mm, equipped with 80 picks, including scraper bottom part FB600 (24")	<b>Option</b>	<b>2417852</b>	<b>USD</b>	<b>26,424.00</b>
FCS milling unit FB900 (2 ft 11 in) LA15, with quick-change toolholder system HT22, milling depth max. 11 in / 280 mm, equipped with 102 RS picks, including scraper bottom part FB900 (2 ft 11 in)	<b>Option</b>	<b>2417854</b>	<b>USD</b>	<b>31,269.00</b>
FCS milling unit FB1200 (3 ft 11 in) LA15, with quick-change toolholder system HT22, milling depth max. 11 in / 280 mm, equipped with 115 picks, including scraper bottom part FB1200 (3 ft 11 in)	<b>Option</b>	<b>2409827</b>	<b>USD</b>	<b>36,249.00</b>

<b>Cold-start device</b>				
Electric preheating of the fuel filter for maintaining free-flow properties of the fuel at low outside temperatures. Used for ensuring operating capability at temperatures below 32 degrees Fahrenheit / 0 degrees Celsius.	Option	2400772	USD	746.00
<b>Options for belt conveyor</b>				
Signal lights on the loading conveyor for a visual truck stop-and-go control without using the horn. The signal lights can be folded in hydraulically from the operator's platform.	Option	2458620	USD	6,392.00
<b>Leveling</b>				
Expansion of leveling system by one Sonic-Ski sensor for scanning in front of the milling drum right or left. Including connection cable and holder.	Option	2410276	USD	5,659.00
<b>Leveling</b>				
Expansion of the leveling system for scanning the surface in front of the milling drum unit. A ski in a mobile mounting scans the height using a position measuring system. The surface shortly ahead of the milling drum unit can thus be taken as a reference if scanning using the side plate is not possible. The scanning can be hydraulically activated from the operator's seat.	Standard	2400801	USD	0.00
<b>Additional control unit LEVEL PRO</b>				
Expansion LEVEL PRO PLUS with an additional operating display, including required connection cable and holder.	Option	2400802	USD	2,769.00

<b>Leveling</b>				
Multiplex pre-fitting comprising 4 sensor sockets and holder for expanding the leveling system with one or two multiplex systems. Permits trouble-free connection of at most 2 multiplex sensors per machine side at a later point.	Option	2459795	USD	1,371.00
Expansion of the leveling system for multiplex system package 3-way right, including 2 x ultrasonic sensors, and connection cable.	Option	2410282	USD	3,651.00
Expansion of the leveling system to make multiplex system package 3-way right and 3-way left, including 4 x ultrasonic sensors and connection cable.	Option	2410283	USD	7,288.00
<b>Water system</b>				
Hydraulically operated high-pressure water cleaner with a maximum performance of 15 l/min / 3 gall 8 pt/min at 150 bar / 2175 psi pressure. Ideal for daily cleaning of the machine, including high pressure lance and 15 m / 50 ft hose.	Option	2438190	USD	2,443.00
<b>Pick changing aids</b>				
Milling drum rotation device with electrohydraulic milling drum drive for slowly turning the milling drum during pick replacement.	Option	2410287	USD	2,931.00
Pneumatic hammer with two pick extractor and inserter tools each as well as 5 m / 16 ft 5 in hose and holder.	Standard	2400775	USD	0.00
Additional folding seat on the rear right chassis unit for additional comfort during the pick change. The entire milling drum can easily be reached from a sitting position.	Option	2411373	USD	936.00
<b>Wirtgen information and diagnostic system</b>				
The actual milling depth is measured by a differential method between sensors on the side plate and sensors on the scraper. The actual milling depth is displayed in the Info menu of the LEVEL PRO PLUS display.	Option	2410291	USD	1,018.00
Equipment of the machine with job data acquisition. The information is shown in the control display.	Option	2410294	USD	1,113.00

<b>Camera system</b>				
Monitor system as maneuvering aid with 2 cameras and screen. Each of these shows the area behind the machine as well as the area at the discharge conveyor.	<b>Standard</b>	<b>2410296</b>	<b>USD</b>	<b>0.00</b>
Monitor system as maneuvering aid with 5 cameras and 2 displays. The cameras show the area behind the machine, the area in front of the loading conveyor, the side plate, the crawler unit at the front left, the left milled edge, the left side of the machine and the milled surface behind the milling drum unit. 2 additional LED lamps illuminate the camera area and are included in the scope of supply.	<b>Option</b>	<b>2410297</b>	<b>USD</b>	<b>11,685.00</b>
<b>Other devices</b>				
License plate holder with LED lighting to comply with country-specific regulations.	<b>Option</b>	<b>2659026</b>	<b>USD</b>	<b>434.00</b>
<b>Other devices</b>				
Large sized storage compartment for 10 pick containers on the rear of the machine instead of the standard storage compartment.	<b>Option</b>	<b>2409814</b>	<b>USD</b>	<b>1,045.00</b>
<b>Additional milling drums</b>				
FCS milling drum with milling width 1500 mm / 4 ft / 11 in, milling depth max. 100 mm / 3 15/16 in, tool spacing 8 mm / 5/16 in, equipped with quick-change toolholder system HT22 and 210 picks. For applications with a high requirement on macro and micro-profile of the road surface, e.g fine milling with increased evenness or correction milling work.	<b>Option</b>	<b>2314979</b>	<b>USD</b>	<b>54,625.00</b>
FCS milling drum, with milling width 1500 mm / 4 ft / 11 in, milling depth max. 30 mm / 1 in, tool spacing 6x2 mm / 15/64 x / 5/64 in, equipped with welded holder system HT5 and 512 picks. For applications with the maximum requirement on macro and micro-profile of the road surface, e.g. increase in grip by roughening, preparatory milling for thin-layer coverings or removal of markings on the road surface.	<b>Option</b>	<b>2090950</b>	<b>USD</b>	<b>67,192.00</b>
FCS milling drum with milling width 1500 mm / 4 ft / 11 in, milling depth max. 330 mm / 1 ft 1 in, tool spacing 20 mm / 25/32 in, equipped with quick-change toolholder system HT22 with increased tool life and 102 picks. For applications with high requirements for milling volume, e.g. complete removal of road surfaces or concrete milling work.	<b>Option</b>	<b>2314995</b>	<b>USD</b>	<b>27,089.00</b>
<b>Documentation</b>				
Additional set of technical documentation - North America country version (US)	<b>Option</b>		<b>USD</b>	<b>81.00</b>

<sup>1</sup>Option must be ordered from headquarters.

Date: 3/6/2019



## Price list

### W 150 Cfi - 1500 mm

#### Scope of supply – basic machine

- Engine: 6-CYLINDER DIESEL ENGINE: CUMMINS QSL 9 C-380 AG4f
- Rated engine power 2100 r.p.m.: 283 kW / 380 HP / 385 PS
- Maximum power at 1900 r.p.m.: 298 kW / 400 HP / 405 PS
- Exhaust standard: EU Stage 4 / US Tier 4f
- Standard milling width: 4ft 11 in / 1,500 mm
- Theoretical milling depth: 1 ft 1 in / 330 mm

#### STANDARD EQUIPMENT

- Basic machine with engine
- Machine chassis with wasp waist on the right side (zero edge)
- Electrohydraulically opening engine cowling
- Radiator with temperature-dependent fan speed
- Additional control switch for scraper blade, bottom right
- Elastically mounted engine station with low vibration and low noise
- Three milling drum rotation speeds with electric on/off function 106 r.p.m. - 96 r.p.m. - 86 r.p.m.
- Air compressor system

#### MILLING DRUM HOUSING

- The right side of the milling drum housing can easily be folded down for maintenance or milling drum change
- Hydraulic material depressor with conveyor lifting function
- Hydraulically opening scraper plate with convenience locking
- Exchangeable wearing segments on the side plate

#### LOADING OF MILLED MATERIAL

- Discharge conveyor slewing angle left 60 degrees - right 60 degrees
- Two slewing speeds on the hydraulically foldable discharge conveyor with an adjustable conveying speed for precise loading

#### MACHINE CONTROL AND LEVELLING SYSTEM

- LEVEL PRO PLUS leveling system right and left
- RAPID SLOPE cross-slope sensor for LEVEL PRO ACTIVE leveling system
- Jog mode for height adjustment
- Load-dependent advance control
- 4-track drive with manually activated, electronic anti-slip control
- 4 selectable steering modes

- Automatic water management
- Automatic engine speed control

#### **OPERATOR 'S PLATFORM**

- Convenient control panel with practical switches
- Multi-function armrest including color operating display for one-handed operation of most machine functions.
- Digital multi-function display for all important operating conditions
- Scraper height is shown on the display
- Operating panel nighttime lighting
- Robust anti-vandalism protection for the controls
- Adjustable steering wheel position
- Optimally positionable operator's seat
- Footstep right and left with conveniently folding ladder
- Two mirrors front, one mirror middle and one mirror in rear area of the machine

#### **CHASSIS AND HEIGHT ADJUSTMENT**

- Fourfold full-floating axle for high machine stability
- PTS – automatic alignment of the machine parallel to the pavement surface
- ISC – intelligent track speed control including hydraulic four-track drive
- Reversing with the milling drum rotating. Simple and fast maneuvering
- Equipped with extremely wear-resistant 2-piece polyurethane track pads

#### **MISCELLANEOUS**

- Large tool package
- Generously sized water and diesel tanks
- Total of 3 EMERGENCY STOP switches at sensible positions on the machine
- "Welcome" and "Go home" lights feature including LED lighting in the area of the operator's platform and access
- Pre-fitting for installing the WITOS FleetView control unit
- European design type certification, EuroTest mark and CE conformity

**List price ex subsidiary Wirtgen America**

**USD 628,764.00**

Mandatory Options				
Exhaust Gas After Treatment				
Exhaust after-treatment by diesel oxidation catalytic converter DOC in exhaust emissions category EU Stage 4 / US Tier 4f. Without diesel particulate filter.	Standard	2400773	USD	0.00
Exhaust after-treatment by diesel oxidation catalyst DOC in exhaust emissions category EU Stage 4 / US Tier 4f. Additionally equipped with diesel particulate filter (DPF) - for operation e.g. in halls or in environmental zones with limited fine dust emission.	Option	2400774	USD	14,549.00
Milling drum housing				
Wear-resistant milling drum housing FB1500 (4 ft 11 in), with pre-fitting enabling a quick and easy change of the milling drums with varying spacings and milling widths, without milling drum.	Standard	2400857	USD	0.00
Milling drums / milling units				
FCS milling drum with milling width 1500 mm / 4 ft / 11 in, milling depth max. 330 mm / 1 ft 1 in, tool spacing 15 mm / 19/32 in, equipped with quick-change toolholder system HT22 and 136 picks. For a wide range of applications, e.g. removal of surface and binder layer, complete removal of road surfaces or concrete milling work.	Standard	2309317	USD	0.00
Operator's platform				
Standard operator's seat with shock absorption and lengthways adjustment	Standard	2412488	USD	0.00
Hydraulic connection				
Machine with hydraulic pre-fitting for a discharge conveyor with screw coupling. Each contains the coupling element on the machine side and the discharge conveyor side.	Standard	2412477	USD	0.00
Material transport				
Discharge conveyor 26 ft 9 in / 8,150 mm long with conveyor belt width 2 ft / 600 mm and hydraulic folding device for shortening the transport length or simplified maneuvering in narrow fields.	Standard	2336175	USD	0.00
Paint				
Painting in cream RAL 9001 with orange stripes. The complete lower part of the machine is painted in slate grey RAL 7015.	Standard	2400780	USD	0.00
Single-color special paint. Cream color is replaced by a special color (RAL acc. to customer request). The complete lower part of the machine is painted in slate gray RAL 7015.	Option	2400782	USD	1,547.00
Technical documentation				
Technical documentation - North America country version (US)	Standard	2456347	USD	0.00
Service documentation				
Spare part and application documentation English (EN)	Standard	2456404	USD	0.00
Warranty				
Standard warranty 12 months or 1000 engine operational hours	Standard	100772	USD	0.00



<b>Telematics</b>				
WITOS FleetView includes a control unit (TCU) with a GPS receiver and the usage rights for the web application WITOS FleetView. The web access function offers a compact overview of the machine status including consumption data, working times, position data, error messages and service intervals. (The actual amount of data available depends on the machine type). The availability of WITOS FleetView is guaranteed for 3 years from the date of delivery.	Standard	2483436	USD	0.00
<b>Machine lighting</b>				
Lighting system consisting of 8 halogen and 6 LED working lights. The headlights illuminate the area in front of and behind the machine, both machine sides, the area in front of the milling drum unit and on the chassis unit, the loading area, the ladder/footstep and the operator's platform. The light output of the working lights is approx. 21,100 lumens in total.	Standard	2450350	USD	0.00
High-performance lighting system consisting of 1 halogen and 17 LED working lights. The headlights illuminate the area in front of and behind the machine, both machine sides, the area in front of the milling drum unit and on the chassis unit, the area of the wasp waist, the loading area, the ladder/footstep and the operator's platform. The light output of the working lights is approx. 29,900 lumens in total. LED working lights are extremely bright, shock-resistant and durable.	Option	2450351	USD	2,104.00
<b>Additional devices</b>				
Battery-operated electro-hydraulic unit. Weather canopy and engine cowling can be lifted with the hydraulic unit.	Standard	2400778	USD	0.00
Battery-operated electro-hydraulic unit for milling drum rotation device and hydraulic pick extractor drift. Weather canopy and engine cowling can be lifted with the hydraulic unit. Moreover, emergency functions such as lifting the chassis units, releasing the parking brake and other cylinder functions can also be operated when the engine is switched off.	Option	2400779	USD	1,737.00
<b>Equipment Options</b>				
<b>Exhaust air filter</b>				
VCS - Vacuum Cutting System on the discharge conveyor, for extraction of fine material particles and water vapor from the sealed milling unit.	Option	2441379	USD	8,251.00
<b>Advance drive</b>				
Equipment of the machine with precision steering. Pushbuttons on the multi-function armrests with a proportional response permit more precise steering of the machine.	Standard	2400798	USD	0.00

<b>Equipment operator's platform</b>				
Operator's platform equipped with weather canopy as well as windscreen and rear window. The side parts of the roof shell can be pulled out and the windows are movable. The complete roof can be folded in electro-hydraulically using a battery operated hydraulic pump for simplified machine transport. In addition, operation with a hand pump is possible. The operator's seat is surrounded by impact and abrasion-resistant Plexiglas panels.	Option	2400795	USD	13,178.00
Additional control unit for ground operation of the machine. Enables the ground crew to control important machine functions on the left side of the machine additionally.	Standard	2400803	USD	0.00
Heating with fan and air outlet openings in the footwell of the operator's platform.	Option	2400791	USD	1,031.00
<b>Milling drum assembly options</b>				
Overload sensor on the scraper for automatic lifting function in case of obstacles. Effectively prevents the scraper from sinking into the loose sub-base, as well as getting stuck on obstacles.	Standard	2483584	USD	0.00
<b>Device for milling drum change</b>				
Milling drum assembly trolley for milling drums up to FB1500 (4 ft 11 in), for straightforward milling drum change	Option	2125929	USD	5,049.00
<b>Additional milling units</b>				
FCS milling unit FB600 (24") LA12, with quick-change toolholder system HT22, milling depth max. 11 in / 280 mm, equipped with 80 picks, including scraper bottom part FB600 (24")	Option	2417852	USD	26,424.00
FCS milling unit FB900 (2 ft 11 in) LA15, with quick-change toolholder system HT22, milling depth max. 11 in / 280 mm, equipped with 102 RS picks, including scraper bottom part FB900 (2 ft 11 in)	Option	2417854	USD	31,269.00
FCS milling unit FB1200 (3 ft 11 in) LA15, with quick-change toolholder system HT22, milling depth max. 11 in / 280 mm, equipped with 115 picks, including scraper bottom part FB1200 (3 ft 11 in)	Option	2409827	USD	36,249.00
<b>Cold-start device</b>				
Electric preheating of the fuel filter for maintaining free-flow properties of the fuel at low outside temperatures. Used for ensuring operating capability at temperatures below 32 degrees Fahrenheit / 0	Option	2400772	USD	746.00
<b>Options for belt conveyor</b>				
Signal lights on the loading conveyor for a visual truck stop-and-go control without using the horn. The signal lights can be folded in hydraulically from the operator's platform.	Option	2458620	USD	6,392.00

<b>Leveling</b>				
Expansion of leveling system by one Sonic-Ski sensor for scanning in front of the milling drum right or left. Including connection cable and holder.	Option	2410276	USD	5,659.00
<b>Leveling</b>				
Expansion of the leveling system for scanning the surface in front of the milling drum unit. A ski in a mobile mounting scans the height using a position measuring system. The surface shortly ahead of the milling drum unit can thus be taken as a reference if scanning using the side plate is not possible. The scanning can be hydraulically activated from the operator's seat.	Standard	2400801	USD	0.00
<b>Additional control unit LEVEL PRO</b>				
Expansion LEVEL PRO PLUS with an additional operating display, including required connection cable and holder.	Option	2400802	USD	2,769.00
<b>Leveling</b>				
Multiplex pre-fitting comprising 4 sensor sockets and holder for expanding the leveling system with one or two multiplex systems. Permits trouble-free connection of at most 2 multiplex sensors per machine side at a later point.	Option	2459795	USD	1,371.00
Expansion of the leveling system for multiplex system package 3-way right, including 2 x ultrasonic sensors, and connection cable.	Option	2410282	USD	3,651.00
Expansion of the leveling system to make multiplex system package 3-way right and 3-way left, including 4 x ultrasonic sensors and connection cable.	Option	2410283	USD	7,288.00
<b>Water system</b>				
Hydraulically operated high-pressure water cleaner with a maximum performance of 15 l/min / 3 gall 8 pt/min at 150 bar / 2175 psi pressure. Ideal for daily cleaning of the machine, including high pressure lance and 15 m / 50 ft hose.	Option	2438190	USD	2,443.00
<b>Pick changing aids</b>				
Milling drum rotation device with electrohydraulic milling drum drive for slowly turning the milling drum during pick replacement.	Option	2410287	USD	2,931.00
Pneumatic hammer with two pick extractor and inserter tools each as well as 5 m / 16 ft 5 in hose and holder.	Standard	2400775	USD	0.00
Additional folding seat on the rear right chassis unit for additional comfort during the pick change. The entire milling drum can easily be reached from a sitting position.	Option	2411373	USD	936.00
<b>Wirtgen information and diagnostic system</b>				
The actual milling depth is measured by a differential method between sensors on the side plate and sensors on the scraper. The actual milling depth is displayed in the Info menu of the LEVEL PRO PLUS display.	Option	2410291	USD	1,018.00
Equipment of the machine with job data acquisition. The information is shown in the control display.	Option	2410294	USD	1,113.00

<b>Camera system</b>				
Monitor system as maneuvering aid with 2 cameras and screen. Each of these shows the area behind the machine as well as the area at the discharge conveyor.	<b>Standard</b>	<b>2410296</b>	<b>USD</b>	<b>0.00</b>
Monitor system as maneuvering aid with 5 cameras and 2 displays. The cameras show the area behind the machine, the area in front of the loading conveyor, the side plate, the crawler unit at the front left, the left milled edge, the left side of the machine and the milled surface behind the milling drum unit. 2 additional LED lamps illuminate the camera area and are included in the scope of supply.	<b>Option</b>	<b>2410297</b>	<b>USD</b>	<b>11,685.00</b>
<b>Other devices</b>				
License plate holder with LED lighting to comply with country-specific regulations.	<b>Option</b>	<b>2659026</b>	<b>USD</b>	<b>434.00</b>
<b>Other devices</b>				
Large sized storage compartment for 10 pick containers on the rear of the machine instead of the standard storage compartment.	<b>Option</b>	<b>2409814</b>	<b>USD</b>	<b>1,045.00</b>
<b>Additional milling drums</b>				
FCS milling drum with milling width 1500 mm / 4 ft / 11 in, milling depth max. 100 mm / 3 15/16 in, tool spacing 8 mm / 5/16 in, equipped with quick-change toolholder system HT22 and 210 picks. For applications with a high requirement on macro and micro-profile of the road surface, e.g fine milling with increased evenness or correction milling work.	<b>Option</b>	<b>2314979</b>	<b>USD</b>	<b>54,625.00</b>
FCS milling drum, with milling width 1500 mm / 4 ft / 11 in, milling depth max. 30 mm / 1 in, tool spacing 6x2 mm / 15/64 x / 5/64 in, equipped with welded holder system HT5 and 512 picks. For applications with the maximum requirement on macro and micro-profile of the road surface, e.g. increase in grip by roughening, preparatory milling for thin-layer coverings or removal of markings on the road surface.	<b>Option</b>	<b>2090950</b>	<b>USD</b>	<b>67,192.00</b>
FCS milling drum with milling width 1500 mm / 4 ft / 11 in, milling depth max. 330 mm / 1 ft 1 in, tool spacing 20 mm / 25/32 in, equipped with quick-change toolholder system HT22 with increased tool life and 102 picks. For applications with high requirements for milling volume, e.g. complete removal of road surfaces or concrete milling work.	<b>Option</b>	<b>2314995</b>	<b>USD</b>	<b>27,089.00</b>
<b>Documentation</b>				
Additional set of technical documentation - North America country version (US)	<b>Option</b>		<b>USD</b>	<b>81.00</b>

<sup>1</sup>Option must be ordered from headquarters.

Date: 3/6/2019



## Price list W 200i

### Scope of supply – basic machine

- Engine: 6-CYLINDER DIESEL ENGINE TYPE CUMMINS QSX 15
- Maximum power at 1900 r.p.m.: 455 kW / 610 HP / 619 PS
- Exhaust standard: EU Stage 4 / US Tier 4f
- Standard milling width: 6 ft 7 in / 2000 mm
- Theoretical milling depth: 1 ft 1 in / 330 mm

### STANDARD EQUIPMENT

- Basic machine with engine
- Machine chassis with double-sided wasp waist
- Hydraulically opening, soundproof engine cowling
- Air compressor system
- Battery-operated hydraulic unit for auxiliary drive
- Cooling system with temperature-controlled fan speed
- Large storage compartments for pick containers

### MILLING DRUM HOUSING

- Three milling drum rotation speeds with electric on/off function 127 r.p.m. - 109 r.p.m. - 97 r.p.m.
- Hydraulic material depressor with conveyor lifting function
- Hydraulically movable and positionable scraper plate with automatic locking
- Hydraulically lifting side plates, clearance right 450 mm (1 ft 6 in), clearance left 330 mm (1 ft 1 in)
- Water sprinkling strip in the milling drum unit

### LOADING OF MILLED MATERIAL

- Conveyor system with manually or automatically adjustable conveying speed
- Water spray system in the primary conveyor
- Slewing angle discharge conveyor  $\pm 60^\circ$

### MACHINE CONTROL AND LEVELLING SYSTEM

- Multi-function control display showing important machine operating conditions
- Comprehensive machine diagnostics on the machine's control screen
- Milling power control with automatic on/off function
- Two exterior panels for operating functions by ground crew
- LEVEL PRO PLUS leveling system right and left
- RAPID SLOPE cross-slope sensor for LEVEL PRO ACTIVE leveling system

### OPERATOR'S PLATFORM

- Fully anti-vibration mounted operator's platform
- Convenient, individually adjustable control panel
- Convenient access to the operator's platform, right and left
- Lockable control panel covers
- Two mirrors front, one mirror middle and one mirror in rear area of the machine

#### CHASSIS AND HEIGHT ADJUSTMENT

- PTS – automatic alignment of the machine parallel to the pavement surface
- ISC – intelligent track speed control including hydraulic four-track drive
- Fourfold full-floating axle for high machine stability
- Freely selectable steering functions for the four-track steering
- Extremely wear-resistant, two-piece EPS polyurethane track pads

#### MISCELLANEOUS

- Lighting system including 3 halogen floodlights and 4 LED lights in the area of the milling unit
- "Welcome" and "Go home" lights feature including LED lighting in the area of the operator's platform and access
- Comprehensive toolkit in lockable toolbox
- A total of six EMERGENCY STOP switches in appropriate positions on the machine
- High-pressure water system with automatic on/off function, 261 psi / 18 bar, 17 gal.min / 67 l/min
- Pre-fitting for installing the WITOS FleetView control unit
- European design type certification, EuroTest mark and CE conformity

List price ex subsidiary Wirtgen America

USD

730,007.00

#### Mandatory Options

##### Milling drum housing

Wear-resistant milling drum housing FB2200 (7 ft 3 in) FCS-Light, with pre-fitting enabling a quick and easy change of milling drums with varying spacings and equal milling widths, without milling drum.

Standard

2436519

USD

0.00

##### Milling drums / milling units

FCS milling drum with milling width 2200 mm / 7 ft / 3 in, milling depth max. 330 mm / 1 ft 1 in, tool spacing 15 mm / 19/32 in, equipped with quick-change toolholder system HT22 and 181 picks. For a wide range of applications, e.g. removal of surface and binder layer, complete removal of road surfaces or concrete milling work.

Standard

2375650

USD

0.00

##### Operator's platform

Flexibly mounted operator's platform with clearly laid-out control panel and control display as well as a large storage compartment (approx. 250 l / 66 gal) on the operator's platform and single standing seats on the right and left. The storage compartment has a variable, removable false floor and a lockable lid which can also be used as a seat. It is used for storing tools, pick elements, a coolbox, etc.

Option

2488383

USD

3,026.00

Flexibly mounted operator's platform with clear control panels and control display as well as comfortable adjustable operator's seats right and left.	<b>Standard</b>	<b>2430848</b>	<b>USD</b>	<b>0.00</b>
Operator's platform in "Operator Comfort System" version, consisting of movable and fully air-conditioned comfort cab with air-sprung operator's seat, 6-way camera system, joystick machine control and radio. An integrated intercom provides good communication with the second machine operator.	<b>Option</b>	<b>2433078</b>	<b>USD</b>	<b>87,074.00</b>
<b>Operator's platform</b>				
Complete mirror set: two mirrors front, one mirror middle and one mirror on rear of the machine	<b>Standard</b>	<b>2105659</b>	<b>USD</b>	<b>0.00</b>
Complete mirror set, partial from operator's platform electrically folding as well as additionally heated and with truck stop and go indication	<b>Option</b>	<b>2105660</b>	<b>USD</b>	<b>5,293.00</b>
<b>Material transport</b>				
Robust 7,900 mm (25 ft 11 in) long discharge conveyor with conveyor belt system 850 mm (2 ft 9 in) and hydraulic folding device for shortening the transport length	<b>Standard</b>	<b>2430852</b>	<b>USD</b>	<b>0.00</b>
<b>Water tank filling</b>				
Additional water tank filling from the rear of the machine using a stopcock.	<b>Standard</b>	<b>2120201</b>	<b>USD</b>	<b>0.00</b>
Additional water tank filling from the rear of the machine with a powerful, hydraulically operated filling pump.	<b>Option</b>	<b>2430853</b>	<b>USD</b>	<b>3,691.00</b>
<b>Paint</b>				
Painting in cream RAL 9001 with orange stripes. The complete lower part of the machine is painted in slate grey RAL 7015.	<b>Standard</b>	<b>2433013</b>	<b>USD</b>	<b>0.00</b>
Monocolor special painting. Cream white color is replaced by a special color (RAL according to customer). The complete lower part of the machine is painted in slate grey RAL 7015.	<b>Option</b>	<b>2433222</b>	<b>USD</b>	<b>2,334.00</b>
<b>Technical documentation</b>				
Technical documentation - North America country version (US)	<b>Standard</b>	<b>2456347</b>	<b>USD</b>	<b>0.00</b>
<b>Service documentation</b>				
Spare part and application documentation English (EN)	<b>Standard</b>	<b>2456404</b>	<b>USD</b>	<b>0.00</b>

<b>Warranty</b>				
Standard warranty 12 months or 1000 engine operational hours	<b>Standard</b>	<b>100772</b>	<b>USD</b>	<b>0.00</b>
<b>Telematics</b>				
WITOS FleetView includes a control unit (TCU) with a GPS receiver and the usage rights for the web application WITOS FleetView. The web access function offers a compact overview of the machine status including consumption data, working times, position data, error messages and service intervals. (The actual amount of data available depends on the machine type). The availability of WITOS FleetView is guaranteed for 3 years from the date of delivery.	<b>Standard</b>	<b>2483436</b>	<b>USD</b>	<b>0.00</b>
<b>Machine lighting</b>				
Halogen lighting system 24 V. Consisting of 6 additional halogen working lights for illuminating the working area. The light output is approx. 1,750 lumens per headlight. Including 3 rotary beacons.	<b>Standard</b>	<b>2346607</b>	<b>USD</b>	<b>0.00</b>
Powerful LED lighting system 24 V. Consisting of 6 additional LED working lights for optimum illumination of the working area. LED working lights are extremely bright, shock-resistant and durable. The light output is approx. 3,000 lumens per headlight (halogen approx. 1,750 lumens). Including 3 LED rotary beacons.	<b>Option</b>	<b>2346608</b>	<b>USD</b>	<b>4,085.00</b>
<b>Equipment Options</b>				
<b>Additional weight</b>				
Additional weight 3,748 lbs / 1,700 kg	<b>Standard</b>	<b>2199810</b>	<b>USD</b>	<b>0.00</b>
Large sized storage compartment for 29 pick containers mounted on the rear of the machine instead of the standard storage compartment.	<b>Option</b>	<b>2221603</b>	<b>USD</b>	<b>3,257.00</b>
<b>Exhaust air filter</b>				
VCS - Vacuum Cutting System on the discharge conveyor, for extraction of fine material particles and water vapor from the sealed milling unit.	<b>Standard</b>	<b>2105684</b>	<b>USD</b>	<b>0.00</b>
<b>Equipment operator's platform</b>				
Operator's platform equipped with weather canopy including windscreen and rear window. The canopy is equipped with extensions on both sides and protects the entire operator's platform from rain and sunlight. The canopy itself is made of highly durable GFRP and the windscreen and rear window are scratch-resistant laminated protective glass. The canopy can be folded up electrohydraulically to facilitate machine transport.	<b>Option</b>	<b>2492942</b>	<b>USD</b>	<b>14,304.00</b>
Hot air heating in the footwell area of the operator's platform	<b>Option</b>	<b>2174234</b>	<b>USD</b>	<b>1,696.00</b>
<b>Device for milling drum change</b>				
Milling drum mounting and transport carriage FB1500 (4 ft 11 in) to FB2500 (8 ft 2 in)	<b>Option</b>	<b>2312515</b>	<b>USD</b>	<b>6,284.00</b>



<b>Cold-start device</b>				
Electric preheating of the fuel filter for maintaining free-flow properties of the fuel at low outside temperatures. Used for ensuring operating capability at temperatures below 32 degrees Fahrenheit / 0 degrees Celsius.	Option	2344691	USD	1,330.00
<b>Options for belt conveyor</b>				
Support device for putting the discharge conveyor on the low-loader.	Standard	60603	USD	0.00
<b>Leveling</b>				
Expansion leveling system for scanning ahead of the milling drum right, with hydraulic sensor, connection cable and holder. (Can also be mounted on left)	Option	2112702	USD	2,999.00
Expansion leveling system for scanning ahead of the milling drum right and left, with hydraulic sensor, connection cable and holder	Standard	2112703	USD	0.00
<b>Additional control unit LEVEL PRO</b>				
Expansion LEVEL PRO with an additional operating display, including required connection cable	Standard	2137348	USD	0.00
<b>Leveling</b>				
Pre-fitting for multiplex system comprising 4 sensors sockets for expanding the leveling system with one or two multiplex systems. Permits trouble-free connection of at most 2 multiplex sensors per machine side at a later point.	Standard	2436230	USD	0.00
Expansion leveling system for multiplex system package 3-way right, including 2 x ultrasonic sensors, connection cable and holder	Option	2436231	USD	3,026.00
Expansion of leveling system to make multiplex system package 3-way right and 3-way left, including 4 x ultrasonic sensors, connection cable and holder	Option	2436232	USD	6,392.00
<b>Water system</b>				
Powerful, hydraulically operated high-pressure water cleaner with a maximum performance of 15 l/min (4 gpm) at 150 bar (2175 psi) pressure.	Option	2105701	USD	2,443.00

<b>Pick changing aids</b>				
Milling drum rotation device with electro-hydraulic milling drum drive for slowly turning the milling drum during pick replacement. The diesel engine can be switched off in this case.	Standard	2105702	USD	0.00
Hydraulically driven pick extractor with holder and corresponding electrical and hydraulic connectors. Ideal for a convenient, fast and quiet cutting tool replacement.	Option	2178052	USD	3,461.00
Pneumatic hammer with two pick extractor and inserter tools each as well as 5.00 m / 16 ft 5 in hose.	Standard	2137372	USD	0.00
Fold-open seats on the rear track units for the pick change, with integrated storage compartment for pick change tools and 4 pick containers	Standard	2105678	USD	0.00
<b>Diesel tank filling systems</b>				
Electrically operated diesel suction and pressure pump for the diesel tank filling with 5.00 m suction hose.	Option	2125976	USD	896.00
<b>Wirtgen information and diagnostic system</b>				
The actual milling depth is measured by a differential method between sensors on the side plate and sensors on the scraper. The actual milling depth is displayed in the Info menu of the LEVEL PRO display.	Standard	2219502	USD	0.00
<b>Camera system</b>				
Monitor system as maneuvering aid with 2 cameras. Each of these shows the area behind the machine as well as the area in front of the loading conveyor. The camera images are displayed on the machine control display.	Standard	2526011	USD	0.00
Extensive monitor system consisting of a total of 6 cameras and an additional monitor. Cameras 1 and 2 show the areas behind the machine as well as ahead of the load belt, and thus facilitate maneuvering and loading. Cameras 3-6 show the area in front of the milling drum unit, the milled area behind the milling unit as well as the side plate and the front right and left chassis units, thereby facilitating the working process. Camera images 1-2 are displayed in the machine control display, camera images 3-6 are output on the additional monitor.	Option	2530073	USD	9,364.00
<b>Other devices</b>				
License plate holder with LED lighting to comply with country-specific regulations.	Option	2658169	USD	434.00
<b>Documentation</b>				
Additional set of technical documentation - North America country version (US)	Option		USD	81.00

<sup>1</sup>Option must be ordered from headquarters.

Date: 3/6/2019



## Price list

### W 200 Fi

#### Scope of supply – basic machine

- 6-CYLINDER DIESEL ENGINE TYPE CUMMINS QSX 15
- Maximum power at 1900 r.p.m.: 455 kW / 610 HP / 619 PS
- Exhaust standard: EU Stage 5 / US Tier 4f
- Standard milling width: 6 ft 7 in / 2000 mm
- Theoretical milling depth: 1 ft 1 in / 330 mm

#### STANDARD EQUIPMENT

- Basic machine with engine
- Machine frame featuring a single wasp waist at the rear right, and a dual wasp waist at the front
- Hydraulically opening, soundproof engine cowl
- Air compressor system
- Two cooling fans to minimize power consumption of the cooling system

#### MILLING DRUM HOUSING

- Adjustment of material depressor contact pressure via the control panel or automatically via the MILL ASSIST feature to reduce chunk formation
- Electrical adjustment of scraper contact pressure via the control panel
- Automatically controlled locking feature of scraper
- Single-piece water spray bar in the milling drum unit for reliable pick cooling and to prevent dust development
- Automatic control of the water quantity via the MILL ASSIST feature
- Height adjustment stroke increased by 150 mm to facilitate pick replacement and the exchange of milling drum units
- Pre-fitting to allow the quick exchange of milling drum units.
- Hydraulically lifting side plates, clearance right 450 mm (1 ft 6 in), clearance left 330 mm (1 ft 1 in)

#### LOADING OF MILLED MATERIAL

- Increased conveyor slewing angles of 65° each to the left and right
- Discharge conveyor with adjustable conveying speed
- Boost feature for a temporary increase of the belt speed and conveying performance of the discharge conveyor by 20%
- Water spray system in the primary conveyor
- Larger conveyor pump for a constant belt speed even at a low engine speed of 1300 rpm

#### MACHINE CONTROL AND LEVELLING SYSTEM

- User-friendly control panel including 7" color screen
- LEVEL PRO ACTIVE leveling system with numerous automated and complementary features relieving the operator of a part of his workload
- LEVEL PRO ACTIVE - automatic height control in transport mode

- LEVEL PRO ACTIVE - ramp milling and auto-start feature for the second milling cut
- RAPID SLOPE cross-slope sensor for LEVEL PRO ACTIVE leveling system
- MILL ASSIST assistance system for automatic adjustment of the milling drum speed in accordance with the main area of application and the parameters selected in terms of engine load, advance rate, milling volume and quality of the milling pattern.
- Comprehensive machine diagnostics on the control panel including, for example, a diagnostic system for the CAN bus
- Voltmeter integrated into the control panel for voltage measurement in the event of a malfunction
- Two control panels for operating functions performed by ground crew

#### **OPERATOR'S PLATFORM**

- Convenient access to the operator's platform, right and left
- Anti-vibration mounted operator's platform across the full width of the machine including fold-out railing, right
- Electrical control cabinet on the operator's platform for optimum accessibility and fast troubleshooting
- Two mirrors at the front, one mirror at the rear of the machine

#### **CHASSIS AND HEIGHT ADJUSTMENT**

- PTS – automatic alignment of the machine parallel to the pavement surface
- ISC – intelligent track speed control including hydraulic four-track drive
- Fourfold full-floating axle for high machine stability
- High travel speed of up to 100 m / min at low engine speeds (1,350 rpm), reduced diesel consumption and low noise emissions.
- Lifting speed of the height adjustment feature increased by 60%

#### **MISCELLANEOUS**

- "Welcome" and "Go home" lights feature in the area of the operator's platform and access
- Large storage compartment on the machine for pick containers
- High-pressure water system with automatic on/off function, 261 psi / 18 bar, 17 gal.min / 67 l/min
- Good accessibility to all maintenance points on the engine station
- Pneumatic hammer with pick extractor/insertor
- Comprehensive toolkit in lockable toolbox
- A total of six EMERGENCY STOP switches in appropriate positions on the machine
- Pre-fitting for installing the WITOS FleetView control unit
- European design type certification, EuroTest mark and CE conformity

**List price ex subsidiary Wirtgen America**

**USD**

**677,255.00**

Mandatory Options				
Milling drum housing				
Wear-resistant milling drum housing FB2200 (7 ft 3 in) without milling drum	Standard	2598404	USD	0.00
Milling drums / milling units				
Milling drum with milling width 2200 mm (7 ft 3 in), milling depth max. 330 mm / 1 ft 1 in, tool spacing 18 mm / 45/64 in, equipped with quick-change toolholder system HT22 and 155 picks. For a wide range of applications, e.g. removal of surface and binder layer, complete removal of road surfaces or concrete milling work.	Standard	2305117	USD	0.00
OPERATOR'S PLATFORM				
Flexibly mounted operator's platform with clear control panels and a simple stand-up seat.	Standard	2600317	USD	0.00
Material transport				
Heavy-duty 7,900 mm (25 ft 11 in) long discharge conveyor with conveyor belt system 850 mm (2 ft 9 in) and hydraulic folding device for shortening the transport length	Standard	2598432	USD	0.00
Crawler units				
Four track units type B1, 260 mm wide and 1,565 mm long, with extremely wear-resistant, two-piece EPS polyurethane track pads.	Standard	2663715	USD	0.00
Water tank filling				
Additional water tank filling from the rear of the machine using a shut-off cock.	Standard	2549116	USD	0.00
Paint				
Painting in cream RAL 9001 with orange stripes. The entire base of the machine is painted in slate gray RAL 7015.	Standard	2668740	USD	0.00
The film coating is applied in RAL colors and design according to the customer's wishes. Film coating provides protection against mechanical and weather-related damage and can be removed without leaving any marks, if required	Option	2728786	USD	4,044.00
Technical documentation				
Technical documentation - North America country version (US)	Standard	2456347	USD	0.00
Service documentation				
Spare part and application documentation English (EN)	Standard	2456404	USD	0.00

<b>Telematics</b>				
WITOS FleetView (mobile phone standard 3, 4G) includes a control unit (TCU) with a GPS receiver and the usage rights for the web application WITOS FleetView. The web access function offers a compact overview of the machine status including consumption data, working times, position data, error messages and service intervals. (The actual amount of data available depends on the machine type). The availability of WITOS FleetView is guaranteed for 3 years from the date of delivery.	Standard	2770403	USD	0.00
The WIRTGEN PERFORMANCE TRACKER WPT is a laser and satellite-supported measuring system for precise milling performance determination for machines with FB2000 or FB2200 without a weather canopy or with an operator's cabin. Two laser scanners measure the actual milling width and milling depth over the distance of the milling path. The milling performance results are automatically sent to the corresponding users via the WITOS interface with precise GPS machine position data and consumption data such as diesel consumption, water consumption, tool consumption and truck loads, in an evaluation and then by e-mail. The milling performance reports that include an image of the milling position can also be used as an allowance report. The usability of WITOS hardware components for the existing mobile radio standard is guaranteed for 3 years from the date of delivery.	Option	2781330	USD	47,066.00
<b>Machine lighting</b>				
Standard lighting system consisting of 18 LED working lights for optimum illumination of the working area. The light output is approx. 20,600 lumens in total.	Standard	2598442	USD	0.00
<b>Additional devices</b>				
Battery-operated electrohydraulic unit for milling drum rotation device and hydraulic pick ejector. Weather canopy and engine cover can be lifted with the hydraulic unit. Furthermore, emergency functions such as raising the crawler units, releasing the parking brake, and other cylinder functions can be operated even when the engine is switched off.	Standard	2600320	USD	0.00

Equipment Options				
<b>Additional weight</b>				
Two-piece additional weight at the rear of the machine totaling 1,600 kg (3,527 lbs) which enables the machine to be individually ballasted. The individual weights of 850 kg and 750 kg can be easily and quickly inserted and fastened to the rear of the machine.	Option	2598492	USD	6,609.00
<b>Additional weight</b>				
Storage compartment on both the rear track units for 8 pick containers	Standard	2598662	USD	0.00
<b>Milling drum assembly options</b>				
Milling drum rotation device with electro-hydraulic milling drum drive for slowly turning the milling drum during pick replacement. The diesel engine can be switched off in this case.	Standard	2598658	USD	0.00
Two wear protection rollers that can be attached to the side plates (left or right). The rollers protect the asphalt, curbs, and other surfaces from damage and prevent excessive wear to the side plates.	Option	2662818	USD	774.00
Mounting aid for lifting out the short primary conveyor when changing the milling unit.	Option	2598534	USD	434.00
Transport roller set consisting of 4 heavy-duty rollers for easy removal of milling units from FB1500 to FB3800 on level surfaces.	Option	2762958	USD	5,211.00
<b>Options for belt conveyor</b>				
VCS – vacuum cutting system on the discharge conveyor for the extraction of fine material particles and water vapor from the sealed milling drum unit.	Standard	2598495	USD	0.00
Support device for positioning the discharge conveyor on the flat bed truck	Standard	60603	USD	0.00
Semi-automatic ACTIVE CONVEYOR swing angle control that guides the discharge conveyor in construction site situations where milling is carried out at intersections or roundabouts	Option	2598541	USD	1,221.00
<b>Additional control unit LEVEL PRO</b>				
<b>2 Pieces</b> - Additional 5" control panel for controlling the LEVEL PRO ACTIVE leveling system. Up to two additional control panels can be mounted in the rear lower area of the machines	Standard	2598631	USD	0.00
Additional 2" control panel that can be programmed with up to 16 individually selected functions. Up to two additional control panels can be mounted on the outside railing of the operator's platform	Option	2598664	USD	1,954.00

Two additional 2" control panels that can each be programmed with up to 16 individually selected functions. Up to two additional control panels can be mounted on the outside railing of the operator's platform	Option	2767151	USD	3,909.00
User-specific saving of individually adjustable machine settings such as the display configuration or the assignment of favorites buttons. The data can be saved on five different SMART KEY key fobs with tokens.	Option	2779480	USD	1,208.00
<b>Leveling</b>				
Extension of the LEVEL PRO ACTIVE leveling system with one hydraulic cylinder sensor for scanning a reference surface to the right of the milling drum.	Standard	2598629	USD	0.00
Extension of the LEVEL PRO ACTIVE leveling system with two hydraulic cylinder sensors for scanning a reference surface to the left and the right of the milling drum.	Option	2598630	USD	5,510.00
<b>Leveling</b>				
Extension of the LEVEL PRO ACTIVE leveling system with multiplex scanning on the right. Two additional ultrasonic sensors scan reference surfaces in front of and behind the machine. During machine transport, the sensors and cables are securely stowed in a corresponding transport box.	Option	2598636	USD	5,062.00
Extension of the LEVEL PRO ACTIVE leveling system with multiplex scanning on the left and right. Four additional ultrasonic sensors scan reference surfaces in front of and behind the machine. During machine transport, the sensors and cables are securely stowed in a corresponding transport box.	Option	2598641	USD	9,826.00
<b>Leveling</b>				
Extension of the LEVEL PRO ACTIVE leveling system with pre-fitting for 3D milling with machines without a weather canopy. The pre-fitting equipment consists of robust and exactly positioned mounting adapters for a 3D system as well as sensor sockets for connecting the sensors to the LEVEL PRO ACTIVE system.	Option	2662822	USD	8,333.00
<b>Camera system</b>				
Two-fold camera system with one camera at the discharge conveyor and one camera with a view of the rear area. The camera images are displayed on the standard 7" control panel on the operator's platform.	Standard	2598677	USD	0.00



Other devices				
Electrical diesel suction and pressure pump with 7.50 m (24 ft 7 in) suction hose. The machine can be refueled with up to 50 l/min (13 gal/min) from external diesel tanks.	Option	2598663	USD	923.00
Hydraulically powered sweeping unit consisting of a central brush and side brushes on both sides used to sweep the milled surface behind the machine. The direction in which the brushes rotate can be changed depending on the desired direction of sweeping. The unit can be folded up hydraulically from the operator's platform during transport or when maneuvering. It is operated via the 2" control panel that comes with the unit.	Option	2779365	USD	44,541.00
Documentation				
Additional set of technical documentation - North America country version (US)	Option		USD	81.00

<sup>1</sup>Option must be ordered from headquarters.

Date: 6/25/2020

## Price list

# W 207 Fi

### Scope of supply – basic machine

- 6-CYLINDER DIESEL ENGINE TYPE CUMMINS QSX 15
- Maximum power at 1900 r.p.m.: 470 kW / 630 HP / 639 PS
- Exhaust standard: EU Stage V / US EPA Tier 4f
- Standard milling width: 6 ft 7 in / 2,000 mm
- Theoretical milling depth: 1 ft 1 in / 330 mm

### STANDARD EQUIPMENT

- Base machine with engine
- Machine frame featuring a single wasp waist at the rear right and a dual wasp waist at the front
- Hydraulically opening, soundproof engine cover
- Air compressor system
- Two cooling fans to minimize power consumption of the cooling system

### MILLING DRUM HOUSING

- Adjustment of material depressor contact pressure via the control panel or automatically via the MILL ASSIST feature to reduce chunk formation
- Electrical adjustment of scraper contact pressure via the control panel
- Automatically controlled locking feature of scraper
- Single-piece water spray bar in the milling drum unit for reliable pick cooling and to prevent dust development
- Automatic control of the water quantity via the MILL ASSIST feature
- Height adjustment stroke increased by 150 mm to facilitate pick replacement and the exchange of milling drum units
- Pre-fitting to allow the quick exchange of milling drum units.
- Hydraulically lifting side plates, clearance right 450 mm (1 ft 6 in), clearance left 330 mm (1 ft 1 in)

### LOADING OF MILLED MATERIAL

- Increased conveyor swing angles of 65° each to the left and right
- Discharge conveyor with adjustable conveying speed
- Boost feature for a temporary increase of the belt speed and conveying performance of the discharge conveyor by 20%
- Water spray system in the primary conveyor
- Larger conveyor pump for a constant belt speed even at a low engine speed of 1300 rpm

### MACHINE CONTROL AND LEVELLING SYSTEM

- User-friendly control panel including 7" color screen
- LEVEL PRO ACTIVE levelling system with numerous automated and complementary operator relieving features
- LEVEL PRO ACTIVE - automatic height control in transport mode

- LEVEL PRO ACTIVE - ramp milling and auto-start feature for the second milling cut
- RAPID SLOPE cross-slope sensor for LEVEL PRO ACTIVE leveling system
- MILL ASSIST assistance system for automatic adjustment of the milling drum speed in accordance with the main area of application and the parameters selected in terms of engine load, advance rate, milling volume and quality of the milling pattern.
- Comprehensive machine diagnostics on the control panel including, for example, a diagnostic system for the CAN bus
- Voltmeter integrated into the control panel for voltage measurement in the event of a malfunction
- Two control panels for operating functions performed by ground crew

#### **OPERATOR'S PLATFORM**

- Convenient access to the operator's platform, left and right
- Anti-vibration mounted operator's platform across the full width of the machine including fold-out railing, right
- Electrical control cabinet on the operator's platform for optimum accessibility and fast troubleshooting
- Two mirrors at the front, one mirror at the rear of the machine

#### **TRACK UNIT AND HEIGHT ADJUSTMENT**

- PTS – automatic alignment of the machine parallel to the pavement surface
- ISC – intelligent track speed control including hydraulic four-track drive
- Fourfold full-floating axle for high machine stability
- High travel speed of up to 100 m / min at low engine speeds (1,350 rpm), reduced diesel consumption and low noise emissions.
- Lifting speed of the height adjustment feature increased by 60%

#### **MISCELLANEOUS**

- "Welcome" and "Go home" lights feature in the area of the operator's platform and access
- Large storage compartment on the machine for pick containers
- High-pressure water system with automatic on/off function, 261 psi / 18 bar, 17 gal.min / 67 l/min
- Good accessibility to all maintenance points on the engine station
- Pneumatic hammer with pick extractor/insertor
- Large tool kit in lockable tool box
- A total of six EMERGENCY STOP switches in appropriate positions on the machine
- Pre-fitting for installing the WITOS FleetView control unit
- European type certification, EuroTest mark and CE conformity

**List price ex subsidiary Wirtgen America**

**USD**

**746,279.00**

Mandatory Options				
Milling drum housing				
FB2200 (7 ft 3 in) MCS BASIC quick-change milling drum unit that enables milling drums of the same milling width to be changed particularly quickly.	Standard	2598417	USD	0.00
Milling drums / milling units				
Milling drum MCS BASIC with milling width 2200 mm / 7 ft 3 in, milling depth max. 350 mm / 1 ft 2 in, tool spacing 15 mm / 19/32 in, equipped with quick-change toolholder system HT22 and 176 picks. For a wide range of applications, e.g. removal of surface and binder layer, complete removal of road surfaces or concrete milling work.	Standard	2611269	USD	0.00
OPERATOR'S PLATFORM				
Flexibly mounted operator's platform with clear control panels and a simple stand-up seat.	Standard	2600317	USD	0.00
Anti-vibration-mounted operator's platform with easy-to-read control panels and simple stand-up seat. A hydraulically height-adjustable weather canopy protects the operator from the wind and weather.	Option	2600319	USD	15,526.00
Material transport				
Heavy-duty 7,900 mm (25 ft 11 in) long discharge conveyor with conveyor belt system 850 mm (2 ft 9 in) and hydraulic folding device for shortening the transport length	Standard	2598432	USD	0.00
Crawler units				
Four track units type B3, 300 mm wide and 1,730 mm long, with extremely wear-resistant, two-piece EPS polyurethane track pads.	Standard	2663716	USD	0.00
Water tank filling				
Additional water tank filling from the rear of the machine using a shut-off cock.	Standard	2549116	USD	0.00
Additional water tank filling from the rear of the machine with a powerful, hydraulically operated filler pump	Option	2598434	USD	3,827.00
Paint				
Painting in cream RAL 9001 with orange stripes. The entire base of the machine is painted in slate gray RAL 7015.	Standard	2668745	USD	0.00
The film coating is applied in RAL colors and design according to the customer's wishes. Film coating provides protection against mechanical and weather-related damage and can be removed without leaving any marks, if required	Option	2728788	USD	4,044.00

<b>Technical documentation</b>				
Technical documentation - North America country version (US)	Standard	2456347	USD	0.00
<b>Service documentation</b>				
Spare part and application documentation English (EN)	Standard	2456404	USD	0.00
<b>Telematics</b>				
WITOS FleetView (mobile phone standard 3, 4G) includes a control unit (TCU) with a GPS receiver and the usage rights for the web application WITOS FleetView. The web access function offers a compact overview of the machine status including consumption data, working times, position data, error messages and service intervals. (The actual amount of data available depends on the machine type). The availability of WITOS FleetView is guaranteed for 3 years from the date of delivery.	Standard	2770403	USD	0.00
The WIRTGEN PERFORMANCE TRACKER WPT is a laser and satellite-supported measuring system for precise milling performance determination for machines with FB2000 or FB2200 without a weather canopy or with an operator's cabin. Two laser scanners measure the actual milling width and milling depth over the distance of the milling path. The milling performance results are automatically sent to the corresponding users via the WITOS interface with precise GPS machine position data and consumption data such as diesel consumption, water consumption, tool consumption and truck loads, in an evaluation and then by e-mail. The milling performance reports that include an image of the milling position can also be used as an allowance report. The usability of WITOS hardware components for the existing mobile radio standard is guaranteed for 3 years from the date of delivery.	Option	2781330	USD	47,066.00
<b>Machine lighting</b>				
Extended lighting system consisting of 21 extremely powerful LED working lights for optimum illumination of the working area. The light output is approx. 37,600 lumens in total.	Standard	2598443	USD	0.00
<b>Additional devices</b>				
Battery-operated electrohydraulic unit for milling drum rotation device and hydraulic pick ejector. Weather canopy and engine cover can be lifted with the hydraulic unit. Furthermore, emergency functions such as raising the crawler units, releasing the parking brake, and other cylinder functions can be operated even when the engine is switched off.	Standard	2600320	USD	0.00

Equipment Options				
<b>Additional weight</b>				
Two-piece additional weight at the rear of the machine totaling 1,600 kg (3,527 lbs) which enables the machine to be individually ballasted. The individual weights of 850 kg and 750 kg can be easily and quickly inserted and fastened to the rear of the machine.	Standard	2598492	USD	0.00
<b>Additional weight</b>				
Large sized storage compartment for 69 pick containers mounted at the rear of the machine instead of the standard storage compartment. The storage compartment is splash-proof and additionally contains a completely sealed area to safely store electronic components such as leveling sensors or tool extractors.	Option	2598494	USD	3,149.00
Storage compartment on both the rear track units for 8 pick containers	Standard	2598662	USD	0.00
<b>Milling drum assembly options</b>				
Milling drum rotation device with electro-hydraulic milling drum drive for slowly turning the milling drum during pick replacement. The diesel engine can be switched off in this case.	Option	2598658	USD	2,389.00
The actual milling depth is determined by calculating the difference in readings from sensors on the side plate and sensors on the scraper. The actual milling depth is displayed on the LEVEL PRO ACTIVE panel.	Standard	2598665	USD	0.00
Overload sensors automatically lift the scraper whenever obstacles are detected that could damage the scraper.	Option	2598528	USD	1,574.00
Active floating position for the side plates on the left and right by continuously adjusting the milling depth and position of the plates. If necessary, the side plates can be briefly raised to prevent them from sinking into the soft ground.	Standard	2598531	USD	0.00
MCS BASIC extended with a hydraulically opening side door on the milling drum unit FB2000 (6 ft 7 in). With additional hydraulic cylinders, the side door can be easily unlocked and opened when changing the milling drum. This enables milling drums in MCS BASIC to be changed even faster.	Option	2614824	USD	9,269.00
MCS BASIC extended with a hydraulically opening side door on the milling drum unit FB2200 (7 ft 3 in). With additional hydraulic cylinders, the side door can be easily unlocked and opened when changing the milling drum. This enables milling drums in MCS BASIC to be changed even faster.	Standard	2688482	USD	0.00

Electrically switchable sectional water spray bar in the milling drum assembly FB2000 (6 ft 7 in). Four areas can be controlled as required from the control panel (automatically controlled with WPT). This reduces water consumption enormously.	<b>Option</b>	<b>2598537</b>	<b>USD</b>	<b>2,701.00</b>
Electrically switchable sectional water spray bar in the milling drum unit FB2200 (7 ft 3 in). Four areas can be controlled as required from the control panel (automatically controlled with WPT). This significantly reduces water consumption.	<b>Standard</b>	<b>2610096</b>	<b>USD</b>	<b>0.00</b>
Two wear protection rollers that can be attached to the side plates (left or right). The rollers protect the asphalt, curbs, and other surfaces from damage and prevent excessive wear to the side plates.	<b>Option</b>	<b>2662818</b>	<b>USD</b>	<b>774.00</b>
Mounting aid for lifting out the short primary conveyor when changing the milling unit.	<b>Option</b>	<b>2598534</b>	<b>USD</b>	<b>434.00</b>
Milling drum mounting and transport cart for milling drums from FB1500 (4 ft 11 in) to FB2500 (8 ft 2 in)	<b>Option</b>	<b>2312515</b>	<b>USD</b>	<b>6,419.00</b>
Transport roller set consisting of 4 heavy-duty rollers for easy removal of milling units from FB1500 to FB3800 on level surfaces.	<b>Option</b>	<b>2762958</b>	<b>USD</b>	<b>5,211.00</b>

<b>Options for belt conveyor</b>				
VCS – vacuum cutting system on the discharge conveyor for the extraction of fine material particles and water vapor from the sealed milling drum unit.	Standard	2598495	USD	0.00
Support device for positioning the discharge conveyor on the flat bed truck	Standard	60603	USD	0.00
Semi-automatic ACTIVE CONVEYOR swing angle control that guides the discharge conveyor in construction site situations where milling is carried out at intersections or roundabouts	Option	2598541	USD	1,221.00
<b>Additional control unit LEVEL PRO</b>				
<b>Two pieces</b> - Additional 7" control panel that displays the machine control and controls the LEVEL PRO ACTIVE levelling system. Up to two additional control panels can be mounted in the rear lower area of the machines	Standard	2598632	USD	0.00
Additional 2" control panel that can be programmed with up to 16 individually selected functions. Up to two additional control panels can be mounted on the outside railing of the operator's platform	Standard	2598664	USD	0.00
Two additional 2" control panels that can each be programmed with up to 16 individually selected functions. Up to two additional control panels can be mounted on the outside railing of the operator's platform	Option	2767151	USD	3,909.00
User-specific saving of individually adjustable machine settings such as the display configuration or the assignment of favorites buttons. The data can be saved on five different SMART KEY key fobs with tokens.	Option	2779480	USD	1,208.00
<b>Leveling</b>				
Extension of the LEVEL PRO ACTIVE levelling system with levelling boom. Premounted and adjustable hydraulic cylinders on the left and right allow the use of a Sonic-Ski sensor that is able to scan a reference object up to 1,900 mm away from the milling edge. During machine transport, the sensor and cables are securely stowed in the corresponding transport boxes.	Option	2600969	USD	10,559.00
<b>Leveling</b>				
Extension of the LEVEL PRO ACTIVE leveling system with two hydraulic cylinder sensors for scanning a reference surface to the left and the right of the milling drum.	Standard	2598630	USD	0.00



<b>Leveling</b>				
Extension of the LEVEL PRO ACTIVE leveling system with multiplex scanning on the right. Two additional ultrasonic sensors scan reference surfaces in front of and behind the machine. During machine transport, the sensors and cables are securely stowed in a corresponding transport box.	Option	2598636	USD	5,062.00
Extension of the LEVEL PRO ACTIVE leveling system with multiplex scanning on the left and right. Four additional ultrasonic sensors scan reference surfaces in front of and behind the machine. During machine transport, the sensors and cables are securely stowed in a corresponding transport box.	Option	2598641	USD	9,826.00
<b>Leveling</b>				
Extension of the LEVEL PRO ACTIVE leveling system with pre-fitting for 3D milling with machines without a weather canopy. The pre-fitting equipment consists of robust and exactly positioned mounting adapters for a 3D system as well as sensor sockets for connecting the sensors to the LEVEL PRO ACTIVE system.	Option	2662822	USD	8,333.00
Extension of the LEVEL PRO ACTIVE leveling system with pre-fitting for 3D milling with machines with a weather canopy. The pre-fitting equipment consists of robust and exactly positioned mounting adapters for a 3D system as well as sensor sockets for connecting the sensors to the LEVEL PRO ACTIVE system.	Option	2662824	USD	2,076.00
Extension of the LEVEL PRO ACTIVE leveling system with two linear laser sensors that can be installed using the pre-fitting equipment for 3D leveling.	Option	2662826	USD	12,635.00
<b>Water system</b>				
Powerful, hydraulically operated high pressure water cleaner with a maximum output of 15 l/min (4 gpm) at a pressure of 150 bar (2175 psi).	Option	2598657	USD	2,497.00
<b>Pick changing aids</b>				
Hydraulically driven pick ejector, including the holder and required electrical and hydraulic connections. Ideal for convenient, fast and low-noise pick changes.	Standard	2650081	USD	0.00
<b>Camera system</b>				
Four-fold camera system with an additional 10" control panel for an optimised view of the work processes being executed in front of and behind the machine as well as of the side plates, on the right and left. The camera images are displayed on the 10" control panel on the operator's platform.	Standard	2598678	USD	0.00

Eight-fold camera system with an additional 10" control panel for an optimised view of the work processes being executed in front of and behind the machine, of the side plates on the right and left and of the milled surface behind the milling drum unit. The camera images are displayed on the 10" control panel on the operator's platform.	option	2598679	USD	10,789.00
<b>Other devices</b>				
Electrical preheating of the fuel filter to maintain the flow of fuel at low outside temperatures. Serves to guarantee machine operation at temperatures below 0 32 degrees Fahrenheit (0 degrees Celsius).	Option	2622716	USD	584.00
Electrical diesel suction and pressure pump with 7.50 m (24 ft 7 in) suction hose. The machine can be refueled with up to 50 l/min (13 gal/min) from external diesel tanks.	Option	2598663	USD	923.00
License plate holder with LED lighting	Option	2654224	USD	475.00
Hydraulically powered sweeping unit consisting of a central brush and side brushes on both sides used to sweep the milled surface behind the machine. The direction in which the brushes rotate can be changed depending on the desired direction of sweeping. The unit can be folded up hydraulically from the operator's platform during transport or when maneuvering. It is operated via the 2" control panel that comes with the unit.	Option	2779365	USD	44,541.00
<b>Documentation</b>				
Additional set of technical documentation - North America country version (US)	Option		USD	81.00

<sup>1</sup>Option must be ordered from headquarters.

Date: 6/25/2020

## Price list

### W 200 Hi

#### Scope of supply – basic machine

- Engine: 6-CYLINDER DIESEL ENGINE TYPE CUMMINS QSX 15
- Maximum power at 1900 r.p.m.: 455 kW / 610 HP / 619 PS
- Exhaust standard: EU Stage 4 / US Tier 4f
- Standard milling width: 6 ft 10 in / 2100 mm
- Theoretical milling depth: 1 ft / 300 mm

#### STANDARD EQUIPMENT

- Basic machine with engine
- Machine chassis with double-sided wasp waist
- Hydraulically opening, soundproof engine cowling
- Air compressor system
- Battery-operated hydraulic unit for auxiliary drive
- Cooling system with temperature-controlled fan speed
- Storage compartments for pick containers

#### MILLING DRUM HOUSING

- Milling drum housing with infinitely variable lateral shift function permits milling up to the edge on the right or left side of the machine. The total adjustment range is 2 ft 7 in / 800 mm. (1 ft 4 in left / 1 ft 4 in right / 400 mm left / 400 mm right)
- Hydrostatic drive of the milling drum
- Three electrically selectable milling drum speeds
- Hydraulic material depressor with conveyor lifting function
- Hydraulically movable and positionable scraper plate
- Hydraulically lifting side plate, 1 ft 5 in / 420 mm clearance right and left
- Triple-divided water sprinkling strip in the milling drum unit, segments individually switchable

#### LOADING OF MILLED MATERIAL

- Conveyor system with manually or automatically adjustable conveying speed
- Water spray system in the primary conveyor
- Slewing angle discharge conveyor  $\pm 60^\circ$

#### MACHINE CONTROL AND LEVELLING SYSTEM

- Multi-function control display showing important machine operating conditions
- Comprehensive machine diagnostics on the machine's control screen
- Milling power control with automatic on/off function
- Two exterior panels for operating functions by ground crew

- LEVEL PRO PLUS leveling system right and left
- RAPID SLOPE cross-slope sensor for LEVEL PRO ACTIVE leveling system

#### **OPERATOR'S PLATFORM**

- Fully anti-vibration mounted operator's platform
- Convenient, individually adjustable control panel
- Convenient access to the operator's platform, right and left
- Lockable control panel covers
- Two mirrors at the front, one mirror at the rear of the machine

#### **CHASSIS AND HEIGHT ADJUSTMENT**

- PTS – automatic alignment of the machine parallel to the pavement surface
- ISC – intelligent track speed control including hydraulic four-track drive
- Fourfold full-floating axle for high machine stability
- Freely selectable steering functions for the four-track steering
- Extremely wear-resistant, two-piece EPS polyurethane track pads

#### **MISCELLANEOUS**

- Lighting system including 5 halogen floodlights and 4 LED lights in the area of the milling unit
- "Welcome" and "Go home" lights feature including LED lighting in the area of the operator's platform and access
- Comprehensive toolkit in lockable toolbox
- A total of six EMERGENCY STOP switches in appropriate positions on the machine
- High-pressure water system with automatic on/off function, 261 psi / 18 bar, 17 gal.min / 67 l/min
- Pre-fitting for installing the WITOS FleetView control unit "WIRTGEN Road Technologies Telematics and on-site Solutions" (WITOS) is the intelligent telematics system of the WIRTGEN Road Technologies for efficient fleet and service management worldwide
- European design type certification, EuroTest mark and CE conformity

**List price ex subsidiary Wirtgen America**

**USD 819,185.00**

<b>Mandatory Options</b>				
<b>Milling drum housing</b>				
Wear-resistant milling drum housing FB2100 (6 ft 11 in) without milling drum	Standard	2193939	USD	0.00
<b>Milling drums / milling units</b>				
Milling drum with milling width 2100 mm / 6 ft 11 in, milling depth max. 300 mm / 0 ft 11 in, tool spacing 15 mm / 19/32 in, equipped with quick-change toolholder system HT22 and 190 picks. For a wide range of applications, e.g. removal of surface and binder layer, complete removal of road surfaces or concrete milling work.	Standard	2314413	USD	0.00
<b>Operator's platform</b>				
Flexibly mounted operator's platform with clearly laid-out control panel and control display as well as a large storage compartment (approx. 250 l / 66 gal) on the operator's platform and single standing seats on the right and left. The storage compartment has a variable, removable false floor and a lockable lid which can also be used as a seat. It is used for storing tools, pick elements, a toolbox, etc.	Standard	2488411	USD	0.00
Flexibly mounted operator's platform with clear control panels and control display as well as comfortable adjustable operator's seats right and left.	Option	2446210	USD	4,397.00
<b>Operator's platform</b>				
Complete mirror set: 2 mirrors front and one mirror on rear of the machine	Standard	2276347	USD	0.00
Complete mirror set, partial from operator's platform electrically folding as well as additionally heated and with truck stop and go indication	Option	2276348	USD	5,293.00
<b>Material transport</b>				
Robust 25 ft 11 in / 7,900 mm long discharge conveyor with conveyor belt system 2 ft 9 in / 850 mm and hydraulic folding device for shortening the transport length	Standard	2446319	USD	0.00
<b>Water tank filling</b>				
Additional water tank filling from the rear of the machine using a stopcock.	Standard	2193960	USD	0.00
Additional water tank filling from the rear of the machine with a powerful, hydraulically operated filling pump.	Option	2448383	USD	3,447.00
<b>Paint</b>				
Painting in cream RAL 9001 with orange stripes. The complete lower part of the machine is painted in slate grey RAL 7015.	Standard	2446558	USD	0.00
Monocolor special painting. Cream white color is replaced by a special color (RAL according to customer). The complete lower part of the machine is painted in slate grey RAL 7015.	Option	2446559	USD	2,334.00

<b>Technical documentation</b>				
Technical documentation - North America country version (US)	Standard	2456347	USD	0.00
<b>Service documentation</b>				
Spare part and application documentation English (EN)	Standard	2456404	USD	0.00
<b>Warranty</b>				
Standard warranty 12 months or 1000 engine operational hours	Standard	100772	USD	0.00
<b>Telematics</b>				
WITOS FleetView includes a control unit (TCU) with a GPS receiver and the usage rights for the web application WITOS FleetView. The web access function offers a compact overview of the machine status including consumption data, working times, position data, error messages and service intervals. (The actual amount of data available depends on the machine type). The availability of WITOS FleetView is guaranteed for 3 years from the date of delivery.	Standard	2483436	USD	0.00
<b>Machine lighting</b>				
Halogen lighting system 24 V. Consisting of 6 additional halogen working lights for illuminating the working area. The light output is approx. 1,750 lumens per headlight. Including 3 rotary beacons.	Standard	2346607	USD	0.00
Powerful LED lighting system 24 V. Consisting of 6 additional LED working lights for optimum illumination of the working area. LED working lights are extremely bright, shock-resistant and durable. The light output is approx. 3,000 lumens per headlight (halogen approx. 1,750 lumens). Including 3 LED rotary beacons.	Option	2346608	USD	4,085.00
<b>Equipment Options</b>				
<b>Additional weight</b>				
Additional weight 2,425 lbs / 1,100 kg	Standard	2346424	USD	0.00
Large sized storage compartment for 29 pick containers mounted on the rear of the machine instead of the standard storage compartment.	Option	2221603	USD	3,257.00
<b>Exhaust air filter</b>				
VCS extraction system on the discharge conveyor, for extraction of fine material particles and water vapor from the sealed milling unit. For version with long discharge conveyor.	Standard	2566917	USD	0.00
<b>Equipment operator's platform</b>				
Operator's platform equipped with weather canopy including windscreen and rear window. The canopy is equipped with extensions on both sides and protects the entire operator's platform from rain and sunlight. The canopy itself is made of highly durable GFRP and the windscreen and rear window are scratch-resistant laminated protective glass. The canopy can be folded up electrohydraulically to facilitate machine transport.	Option	2492942	USD	14,304.00

Hot air heating in the footwell area of the operator's platform	Option	2174234	USD	1,696.00
<b>Device for milling drum change</b>				
Milling drum mounting and transport carriage FB1500 (4 ft 11 in) to FB2500 (8 ft 2 in)	Option	2312515	USD	6,284.00
<b>Cold-start device</b>				
Electric preheating of the fuel filter for maintaining free-flow properties of the fuel at low outside temperatures. Used for ensuring operating capability at temperatures below 32 degrees Fahrenheit / 0 degrees Celsius.	Option	2344691	USD	1,330.00
<b>Leveling</b>				
Expansion of leveling system by one ultrasonic sensor for scanning in front of the milling drum right or left. Including connection cable and holder.	Standard	2286567	USD	0.00
Expansion of leveling system by two ultrasonic sensors for scanning in front of the milling drum right and left. Including connection cable and holder.	Option	2283608	USD	2,606.00
<b>Additional control unit LEVEL PRO</b>				
Expansion LEVEL PRO with an additional operating display, including required connection cable	Standard	2137348	USD	0.00
<b>Leveling</b>				
Pre-fitting for multiplex system comprising 4 sensors sockets for expanding the leveling system with one or two multiplex systems. Permits trouble-free connection of at most 2 multiplex sensors per machine side at a later point.	Standard	2436230	USD	0.00
Expansion leveling system for multiplex system package 3-way right, including 2 x ultrasonic sensors, connection cable and holder	Option	2436231	USD	3,026.00
Expansion of leveling system to make multiplex system package 3-way right and 3-way left, including 4 x ultrasonic sensors, connection cable and holder	Option	2436232	USD	6,392.00
<b>Water system</b>				
Powerful, hydraulically operated high-pressure water cleaner with a maximum performance of 15 l/min (4 gpm) at 150 bar (2175 psi) pressure.	Option	2193973	USD	2,443.00

<b>Pick changing aids</b>				
Hydraulically driven pick extractor with holder and corresponding electrical and hydraulic connectors. Ideal for a convenient, fast and quiet cutting tool replacement.	Option	2178052	USD	3,461.00
Pneumatic hammer with two pick extractor and inserter tools each as well as 5.00 m / 16 ft 5 in hose.	Standard	2137372	USD	0.00
Fold-open seats on the rear track units for the pick change, with integrated storage compartment for pick change tools and 4 pick containers	Standard	2283946	USD	0.00
<b>Diesel tank filling systems</b>				
Electrically operated diesel suction and pressure pump for the diesel tank filling with 5.00 m suction hose.	Option	2125976	USD	896.00
<b>Wirtgen information and diagnostic system</b>				
The actual milling depth is measured by a differential method between sensors on the side plate and sensors on the scraper. The actual milling depth is displayed in the Info menu of the LEVEL PRO display.	Standard	2219502	USD	0.00
<b>Camera system</b>				
Monitor system as maneuvering aid with 2 cameras. Each of these shows the area behind the machine as well as the area in front of the loading conveyor. The camera images are displayed on the machine control display.	Option	2526011	USD	2,687.00
Monitor system as maneuvering aid with 2 cameras. Camera 1 is installed on the rear of the machine pointing to the rear and camera 2 is installed between the front track units pointing to the front. The camera images are displayed on the machine control display	Standard	2286626	USD	0.00
Extensive monitor system consisting of a total of 6 cameras and an additional monitor. Cameras 1 and 2 show the areas behind the machine as well as ahead of the load belt, and thus facilitate maneuvering and loading. Cameras 3-6 show the area in front of the milling drum unit, the milled area behind the milling unit as well as the side plate and the front right and left chassis units, thereby facilitating the working process. Camera images 1-2 are displayed in the machine control display, camera images 3-6 are output on the additional monitor.	Option	2530073	USD	9,364.00
<b>Other devices</b>				
License plate holder with LED lighting to comply with country-specific regulations.	Option	2658169	USD	434.00
<b>Documentation</b>				
Additional set of technical documentation - North America country version (US)	Option		USD	81.00

<sup>1</sup>Option must be ordered from headquarters.

Date: 3/6/2019





## Price list W 210i

### Scope of supply – basic machine

- Engine: 2x 6-cylinder diesel engines type: Cummins QSL 9
- Maximum power at 1900 r.p.m.: 537 kW / 720 HP / 730 PS
- Exhaust standard: EU Stage 4 / US Tier 4f
- Standard milling width: 6 ft 7 in / 2000 mm
- Theoretical milling depth: 1 ft 1 in / 330 mm

### STANDARD EQUIPMENT

- Basic machine with engine
- Machine chassis with double-sided wasp waist
- Hydraulically opening, soundproof engine cowl
- Air compressor system
- Battery-operated hydraulic unit for auxiliary drive
- Cooling system with temperature-controlled fan speed
- Large storage compartments for pick containers

### MILLING DRUM HOUSING

- Three milling drum rotation speeds with electric on/off function 127 r.p.m. - 109 r.p.m. - 97 r.p.m.
- Hydraulic material depressor with conveyor lifting function
- Hydraulically movable and positionable scraper plate with automatic locking
- Hydraulically lifting side plates, clearance right 450 mm (1 ft 6 in), clearance left 330 mm (1 ft 1 in)
- Water sprinkling strip in the milling drum unit

### LOADING OF MILLED MATERIAL

- Conveyor system with manually or automatically adjustable conveying speed
- Water spray system in the primary conveyor
- Slewing angle discharge conveyor  $\pm 60^\circ$

### MACHINE CONTROL AND LEVELLING SYSTEM

- Multi-function control display showing important machine operating conditions
- Comprehensive machine diagnostics on the machine's control screen
- Milling power control with automatic on/off function
- Two exterior panels for operating functions by ground crew
- LEVEL PRO PLUS leveling system right and left
- RAPID SLOPE cross-slope sensor for LEVEL PRO ACTIVE leveling system

### OPERATOR'S PLATFORM

- Fully anti-vibration mounted operator's platform
- Convenient, individually adjustable control panel
- Convenient access to the operator's platform, right and left
- Lockable control panel covers

#### CHASSIS AND HEIGHT ADJUSTMENT

- PTS – automatic alignment of the machine parallel to the pavement surface
- ISC – intelligent track speed control including hydraulic four-track drive
- Fourfold full-floating axle for high machine stability
- Freely selectable steering functions for the four-track steering
- Extremely wear-resistant, two-piece EPS polyurethane track pads

#### MISCELLANEOUS

- Lighting system including 5 halogen floodlights and 4 LED lights in the area of the milling unit
- "Welcome" and "Go home" lights feature including LED lighting in the area of the operator's platform and access
- Comprehensive toolkit in lockable toolbox
- A total of six EMERGENCY STOP switches in appropriate positions on the machine
- High-pressure water system with automatic on/off function, 261 psi / 18 bar, 17 gal.min / 67 l/min
- Pre-fitting for installing the WITOS FleetView control unit
- European design type certification, EuroTest mark and CE conformity

List price ex subsidiary Wirtgen America

USD 809,671.00

Mandatory Options				
Milling drum housing				
Wear-resistant milling drum housing FB2200 (7 ft 3 in) FCS-Light, with pre-fitting enabling a quick and easy change of milling drums with varying spacings and equal milling widths, without milling drum.	Standard	2436519	USD	0.00
Milling drums / milling units				
FCS milling drum with milling width 2200 mm / 7 ft / 3 in, milling depth max. 330 mm / 1 ft 1 in, tool spacing 15 mm / 19/32 in, equipped with quick-change toolholder system HT22 and 181 picks. For a wide range of applications, e.g. removal of surface and binder layer, complete removal of road surfaces or concrete milling work.	Standard	2375650	USD	0.00
Operator's platform				
Flexibly mounted operator's platform with clearly laid-out control panel and control display as well as a large storage compartment (approx. 250 l / 66 gal) on the operator's platform and single standing seats on the right and left. The storage compartment has a variable, removable false floor and a lockable lid which can also be used as a seat. It is used for storing tools, pick elements, a coolbox, etc.	Option	2488383	USD	3,026.00
Flexibly mounted operator's platform with clear control panels and control display as well as comfortable adjustable operator's seats right and left.	Standard	2430848	USD	0.00
Operator's platform in "Operator Comfort System" version, consisting of movable and fully air-conditioned comfort cab with air-sprung operator's seat, 6-way camera system, joystick machine control and radio. An integrated intercom provides good communication with the second machine operator.	Option	2430849	USD	87,074.00
Operator's platform				
Complete mirror set: two mirrors front, one mirror middle and one mirror on rear of the machine	Standard	2105659	USD	0.00
Complete mirror set, partial from operator's platform electrically folding as well as additionally heated and with truck stop and go indication	Option	2105660	USD	5,293.00
Material transport				
Robust 7,900 mm (25 ft 11 in) long discharge conveyor with conveyor belt system 850 mm (2 ft 9 in) and hydraulic folding device for shortening the transport length	Standard	2430852	USD	0.00

<b>Water tank filling</b>				
Additional water tank filling from the rear of the machine using a stopcock.	Standard	2120201	USD	0.00
Additional water tank filling from the rear of the machine with a powerful, hydraulically operated filling pump.	Option	2430853	USD	3,691.00
<b>Paint</b>				
Painting in cream RAL 9001 with orange stripes. The complete lower part of the machine is painted in slate grey RAL 7015.	Standard	2431869	USD	0.00
Monocolor special painting. Cream white color is replaced by a special color (RAL according to customer). The complete lower part of the machine is painted in slate grey RAL 7015.	Option	2431874	USD	2,334.00
<b>Technical documentation</b>				
Technical documentation - North America country version (US)	Standard	2456347	USD	0.00
<b>Service documentation</b>				
Spare part and application documentation English (EN)	Standard	2456404	USD	0.00
<b>Warranty</b>				
Standard warranty 12 months or 1000 engine operational hours	Standard	100772	USD	0.00
<b>Telematics</b>				
WITOS FleetView includes a control unit (TCU) with a GPS receiver and the usage rights for the web application WITOS FleetView. The web access function offers a compact overview of the machine status including consumption data, working times, position data, error messages and service intervals. (The actual amount of data available depends on the machine type). The availability of WITOS FleetView is guaranteed for 3 years from the date of delivery.	Standard	2483436	USD	0.00
<b>Machine lighting</b>				
Halogen lighting system 24 V. Consisting of 6 additional halogen working lights for illuminating the working area. The light output is approx. 1,750 lumens per headlight. Including 3 rotary beacons.	Standard	2346607	USD	0.00
Powerful LED lighting system 24 V. Consisting of 6 additional LED working lights for optimum illumination of the working area. LED working lights are extremely bright, shock-resistant and durable. The light output is approx. 3,000 lumens per headlight (halogen approx. 1,750 lumens). Including 3 LED rotary beacons.	Option	2346608	USD	4,085.00
<b>Equipment Options</b>				
<b>Additional weight</b>				
Additional weight 3,748 lbs / 1,700 kg	Standard	2199810	USD	0.00
Large sized storage compartment for 29 pick containers mounted on the rear of the machine instead of the standard storage compartment.	Option	2221603	USD	3,257.00
<b>Exhaust air filter</b>				
VCS - Vacuum Cutting System on the discharge conveyor, for extraction of fine material particles and water vapor from the sealed milling unit.	Standard	2105684	USD	0.00

<b>Equipment operator's platform</b>				
Operator's platform equipped with weather canopy including windscreen and rear window. The canopy is equipped with extensions on both sides and protects the entire operator's platform from rain and sunlight. The canopy itself is made of highly durable GFRP and the windscreen and rear window are scratch-resistant laminated protective glass. The canopy can be folded up electrohydraulically to facilitate machine transport.	Option	2492942	USD	14,304.00
Hot air heating in the footwell area of the operator's platform	Option	2174234	USD	1,696.00
<b>Device for milling drum change</b>				
Milling drum mounting and transport carriage FB1500 (4 ft 11 in) to FB2500 (8 ft 2 in)	Option	2312515	USD	6,284.00
<b>Cold-start device</b>				
Electric preheating of the fuel filter for maintaining free-flow properties of the fuel at low outside temperatures. Used for ensuring operating capability at temperatures below 32 degrees Fahrenheit / 0 degrees Celsius.	Option	2440138	USD	1,330.00
<b>Options for belt conveyor</b>				
Support device for putting the discharge conveyor on the low-loader.	Standard	60603	USD	0.00
<b>Leveling</b>				
Expansion leveling system for scanning ahead of the milling drum right, with hydraulic sensor, connection cable and holder. (Can also be mounted on left)	Option	2112702	USD	2,999.00
Expansion leveling system for scanning ahead of the milling drum right and left, with hydraulic sensor, connection cable and holder	Standard	2112703	USD	0.00
<b>Additional control unit LEVEL PRO</b>				
Expansion LEVEL PRO with an additional operating display, including required connection cable	Standard	2137348	USD	0.00
<b>Leveling</b>				
Pre-fitting for multiplex system comprising 4 sensors sockets for expanding the leveling system with one or two multiplex systems. Permits trouble-free connection of at most 2 multiplex sensors per machine side at a later point.	Standard	2436230	USD	0.00
Expansion leveling system for multiplex system package 3-way right, including 2 x ultrasonic sensors, connection cable and holder	Option	2436231	USD	3,026.00
Expansion of leveling system to make multiplex system package 3-way right and 3-way left, including 4 x ultrasonic sensors, connection cable and holder	Option	2436232	USD	6,392.00
<b>Water system</b>				
Powerful, hydraulically operated high-pressure water cleaner with a maximum performance of 15 l/min (4 gpm) at 150 bar (2175 psi) pressure.	Option	2105701	USD	2,443.00

<b>Pick changing aids</b>				
Milling drum rotation device with electro-hydraulic milling drum drive for slowly turning the milling drum during pick replacement. The diesel engine can be switched off in this case.	Standard	2105702	USD	0.00
Hydraulically driven pick extractor with holder and corresponding electrical and hydraulic connectors. Ideal for a convenient, fast and quiet cutting tool replacement.	Option	2178052	USD	3,461.00
Pneumatic hammer with two pick extractor and inserter tools each as well as 5.00 m / 16 ft 5 in hose.	Standard	2137372	USD	0.00
Fold-open seats on the rear track units for the pick change, with integrated storage compartment for pick change tools and 4 pick containers	Standard	2105678	USD	0.00
<b>Diesel tank filling systems</b>				
Electrically operated diesel suction and pressure pump for the diesel tank filling with 5.00 m suction hose.	Option	2125976	USD	896.00
<b>Wirtgen information and diagnostic system</b>				
The actual milling depth is measured by a differential method between sensors on the side plate and sensors on the scraper. The actual milling depth is displayed in the Info menu of the LEVEL PRO display.	Standard	2219502	USD	0.00
<b>Camera system</b>				
Monitor system as maneuvering aid with 2 cameras. Each of these shows the area behind the machine as well as the area in front of the loading conveyor. The camera images are displayed on the machine control display.	Standard	2526011	USD	0.00
Extensive monitor system consisting of a total of 6 cameras and an additional monitor. Cameras 1 and 2 show the areas behind the machine as well as ahead of the load belt, and thus facilitate maneuvering and loading. Cameras 3-6 show the area in front of the milling drum unit, the milled area behind the milling unit as well as the side plate and the front right and left chassis units, thereby facilitating the working process. Camera images 1-2 are displayed in the machine control display, camera images 3-6 are output on the additional monitor.	Option	2530073	USD	9,364.00
<b>Other devices</b>				
License plate holder with LED lighting to comply with country-specific regulations.	Option	2658169	USD	434.00
<b>Documentation</b>				
Additional set of technical documentation - North America country version (US)	Option		USD	81.00

<sup>1</sup>Option must be ordered from headquarters.

Date: 3/6/2019

**Price list****W 210 Fi - 2200 mm milling drum****Scope of supply – basic machine**

- Engine: 6-cylinder diesel engine: CATERPILLAR C18 ATAAC
- Rated power at 1,950 r.p.m.: 563 kW / 755 HP / 766 PS
- Exhaust standard: EU Stage 5 / US Tier 4f
- Standard milling width: 6 ft 7 in / 2000 mm
- Theoretical milling depth: 1 ft 1 in / 330 mm

**STANDARD EQUIPMENT**

- Basic machine with engine
- Machine frame featuring a single wasp waist at the rear right, and a dual wasp waist at the front
- DUAL SHIFT two-speed powershift transmission for efficient engine speeds combined with powerful milling drum speeds.
- Automatic pressure adjustment of the cylinder pump in accordance with performance requirements for reduced diesel consumption
- Hydraulically opening, soundproof engine cowling
- Air compressor system
- Battery-operated hydraulic unit for auxiliary drive
- Two cooling fans to minimize power consumption of the cooling system

**MILLING DRUM HOUSING**

- Adjustment of material depressor contact pressure via the control panel or automatically via the MILL ASSIST feature to reduce chunk formation
- Electrical adjustment of scraper contact pressure via the control panel
- Automatically controlled locking feature of scraper
- Milling drum rotation device with electro-hydraulic milling drum drive for slowly turning the milling drum during pick replacement.
- Single-piece water spray bar in the milling drum unit for reliable pick cooling and to prevent dust development
- Automatic control of the water quantity via the MILL ASSIST feature
- Height adjustment stroke increased by 150 mm to facilitate pick replacement and the exchange of milling drum units
- Pre-fitting to allow the quick exchange of milling drum units.
- Hydraulically lifting side plates, clearance right 450 mm (1 ft 6 in), clearance left 330 mm (1 ft 1 in)

**LOADING OF MILLED MATERIAL**

- Increased conveyor slewing angles of 65° each to the left and right
- Discharge conveyor with adjustable conveying speed and two slewing speeds for precise loading
- Boost feature for a temporary increase of the belt speed and conveying performance of the discharge conveyor by 20%
- Water spray system in the primary conveyor

- Larger conveyor pump for a constant belt speed even at a low engine speed of 1300 rpm

#### **MACHINE CONTROL AND LEVELLING SYSTEM**

- User-friendly control panel including 7" color screen
- LEVEL PRO ACTIVE leveling system with numerous automated and complementary features relieving the operator of a part of his workload
- LEVEL PRO ACTIVE - automatic height control in transport mode
- LEVEL PRO ACTIVE - ramp milling and auto-start feature for the second milling cut
- RAPID SLOPE cross-slope sensor for LEVEL PRO ACTIVE leveling system
- MILL ASSIST assistance system for automatic adjustment of the milling drum speed in accordance with the main area of application and the parameters selected in terms of engine load, advance rate, milling volume and quality of the milling pattern.
- Automatic start-stop feature of the milling drum to reduce diesel consumption
- Comprehensive machine diagnostics on the control panel including, for example, a diagnostic system for the CAN bus
- Voltmeter integrated into the control panel for voltage measurement in the event of a malfunction
- Two control panels for operating functions performed by ground crew

#### **OPERATOR'S PLATFORM**

- Convenient access to the operator's platform, right and left
- Anti-vibration mounted operator's platform across the full width of the machine including fold-out railing, right
- Electrical control cabinet on the operator's platform for optimum accessibility and fast troubleshooting
- Electrical level indicator for the water tank on the external control panels
- Time display on the main control panel and on the exterior control panels
- Two mirrors at the front, one mirror at the rear of the machine

#### **CHASSIS AND HEIGHT ADJUSTMENT**

- PTS – automatic alignment of the machine parallel to the pavement surface
- ISC – intelligent track speed control including hydraulic four-track drive
- Fourfold full-floating axle for high machine stability
- High travel speed of up to 100 m / min at low engine speeds (1,350 rpm), reduced diesel consumption and low noise emissions.
- Lifting speed of the height adjustment feature increased by 60%

#### **MISCELLANEOUS**

- "Welcome" and "Go home" lights feature in the area of the operator's platform and access
- Large storage compartment on the machine for pick containers
- High-pressure water system with automatic on/off function, 261 psi / 18 bar, 17 gal.min / 67 l/min
- Good accessibility to all maintenance points on the engine station
- Pneumatic hammer with pick extractor/insertor
- Comprehensive toolkit in lockable toolbox
- A total of six EMERGENCY STOP switches in appropriate positions on the machine
- Pre-fitting for installing the WITOS FleetView control unit
- European design type certification, EuroTest mark and CE conformity

**List price ex subsidiary Wirtgen America**

**USD**

**827,056.00**



Mandatory Options				
Milling drum housing				
FB2200 (7 ft 3 in) MCS BASIC quick-change milling drum unit that enables milling drums of the same milling width to be changed particularly quickly.	Standard	2598417	USD	0.00
Milling drums / milling units				
Milling drum MCS BASIC with milling width 2200 mm / 7 ft 3 in, milling depth max. 350 mm / 1 ft 2 in, tool spacing 15 mm / 19/32 in, equipped with quick-change toolholder system HT22 and 176 picks. For a wide range of applications, e.g. removal of surface and binder layer, complete removal of road surfaces or concrete milling work.	Standard	2611269	USD	0.00
OPERATOR'S PLATFORM				
Anti-vibration-mounted operator's platform with easy-to-read control panels, functional stand-up seat and a large, lockable storage compartment with a capacity of approx 69 gal / 260 liters	Standard	2662840	USD	0.00
Anti-vibration-mounted operator's platform with easy-to-read control panels, functional stand-up seat and a large, lockable storage compartment with a capacity of approx 69 gal/260 liters. A hydraulically height-adjustable weather canopy with transparent side weather protection elements protects the operator from the wind and weather.	Option	2598429	USD	15,716.00
High-quality, soundproofed comfort cabin with windows on all sides for productive work. The cab can be moved to either side and rotated by up to 110° for optimum visibility. An air conditioner, a six-camera system and an intercom system create an ideal working environment. The cabin can be hydraulically swiveled into the machine chassis when transporting the machine.	Option	2598430	USD	86,219.00
Material transport				
Heavy-duty 7,900 mm (25 ft 11 in) long discharge conveyor with conveyor belt system 850 mm (2 ft 9 in) and hydraulic folding device for shortening the transport length	Standard	2598432	USD	0.00
Water tank filling				
Additional water tank filling from the rear of the machine using a shut-off cock.	Standard	2549116	USD	0.00
Additional water tank filling from the rear of the machine with a powerful, hydraulically operated filler pump	Option	2598434	USD	3,827.00

<b>Paint</b>				
Painting in cream RAL 9001 with orange stripes. The entire base of the machine is painted in slate gray RAL 7015.	Standard	2598435	USD	0.00
The film coating is applied in RAL colors and design according to the customer's wishes. Film coating provides protection against mechanical and weather-related damage and can be removed without leaving any marks, if required	Option	2728766	USD	4,044.00
<b>Technical documentation</b>				
Technical documentation - North America country version (US)	Standard	2456347	USD	0.00
<b>Service documentation</b>				
Spare part and application documentation English (EN)	Standard	2456404	USD	0.00
<b>Telematics</b>				
WITOS FleetView (mobile phone standard 3, 4G) includes a control unit (TCU) with a GPS receiver and the usage rights for the web application WITOS FleetView. The web access function offers a compact overview of the machine status including consumption data, working times, position data, error messages and service intervals. (The actual amount of data available depends on the machine type). The availability of WITOS FleetView is guaranteed for 3 years from the date of delivery.	Standard	2770403	USD	0.00
The WIRTGEN PERFORMANCE TRACKER WPT is a laser and satellite-supported measuring system for precise milling performance determination for machines with FB2000 or FB2200 without a weather canopy or with an operator's cabin. Two laser scanners measure the actual milling width and milling depth over the distance of the milling path. The milling performance results are automatically sent to the corresponding users via the WITOS interface with precise GPS machine position data and consumption data such as diesel consumption, water consumption, tool consumption and truck loads, in an evaluation and then by e-mail. The milling performance reports that include an image of the milling position can also be used as an allowance report. The usability of WITOS hardware components for the existing mobile radio standard is guaranteed for 3 years from the date of delivery.	Option	2781330	USD	47,066.00
<b>Machine lighting</b>				
Extended lighting system consisting of 21 extremely powerful LED working lights for optimum illumination of the working area. The light output is approx. 37,600 lumens in total.	Standard	2598443	USD	0.00

Extended lighting system with 19 particularly powerful LED working lights for optimum illumination of the working area. The light output of the working lights amounts to a total of 34,000 lumens. The additional lighting balloon is operated via the 24V power supply of the machine and achieves an additional luminous power of 16,000 lumens.	Option	2653969	USD	4,723.00
<b>Equipment Options</b>				
<b>Additional weight</b>				
Two-piece additional weight at the rear of the machine totaling 1,600 kg (3,527 lbs) which enables the machine to be individually ballasted. The individual weights of 850 kg and 750 kg can be easily and quickly inserted and fastened to the rear of the machine.	Standard	2598492	USD	6,609.00
<b>Additional weight</b>				
Large sized storage compartment for 69 pick containers mounted at the rear of the machine instead of the standard storage compartment. The storage compartment is splash-proof and additionally contains a completely sealed area to safely store electronic components such as leveling sensors or tool extractors.	Option	2598494	USD	3,149.00
Storage compartment on both the rear track units for 8 pick containers	Standard	2598662	USD	1,086.00
<b>Equipment operator's platform</b>				
A powerful hot-air heating system with intelligently arranged air vents close to the operator's hands and feet offers maximum comfort on the operator's platform	Option	2598527	USD	3,800.00
Operator's platform equipped with a height-adjustable stand-up seat for greater operator comfort	Option	2688479	USD	1,059.00
<b>Milling drum assembly options</b>				
The actual milling depth is determined by calculating the difference in readings from sensors on the side plate and sensors on the scraper. The actual milling depth is displayed on the LEVEL PRO ACTIVE panel.	Standard	2598665	USD	0.00
Overload sensors automatically lift the scraper whenever obstacles are detected that could damage the scraper.	Option	2598528	USD	1,574.00
Active floating position for the side plates on the left and right by continuously adjusting the milling depth and position of the plates. If necessary, the side plates can be briefly raised to prevent them from sinking into the soft ground.	Standard	2598531	USD	0.00

MCS BASIC extended with a hydraulically opening side door on the milling drum unit FB2200 (7 ft 3 in). With additional hydraulic cylinders, the side door can be easily unlocked and opened when changing the milling drum. This enables milling drums in MCS BASIC to be changed even faster.	Standard	2688482	USD	0.00
Electrically switchable sectional water spray bar in the milling drum unit FB2200 (7 ft 3 in). Four areas can be controlled as required from the control panel (automatically controlled with WPT). This significantly reduces water consumption.	Standard	2610096	USD	0.00
Two wear protection rollers that can be attached to the side plates (left or right). The rollers protect the asphalt, curbs, and other surfaces from damage and prevent excessive wear to the side plates.	Option	2662818	USD	774.00
Mounting aid for lifting out the short primary conveyor when changing the milling unit.	Option	2598534	USD	434.00
Milling drum mounting and transport cart for milling drums from FB1500 (4 ft 11 in) to FB2500 (8 ft 2 in)	Option	2312515	USD	6,419.00
Transport roller set consisting of 4 heavy-duty rollers for easy removal of milling units from FB1500 to FB3800 on level surfaces.	Option	2762958	USD	5,211.00
<b>Options for belt conveyor</b>				
VCS – vacuum cutting system on the discharge conveyor for the extraction of fine material particles and water vapor from the sealed milling drum unit.	Standard	2598495	USD	0.00

Signal lights for visual "stop" and "go" instructions for the truck driver without the use of a horn. The signal lights can be folded in hydraulically from the operator's platform.	Option	2598539	USD	4,818.00
Support device for positioning the discharge conveyor on the flat bed truck	Standard	60603	USD	0.00
Semi-automatic ACTIVE CONVEYOR swing angle control that guides the discharge conveyor in construction site situations where milling is carried out at intersections or roundabouts	Option	2598541	USD	1,221.00
<b>Additional control unit LEVEL PRO</b>				
Additional 5" control panel for controlling the LEVEL PRO ACTIVE leveling system. Up to two additional control panels can be mounted in the rear lower area of the machines	Option	2598631	USD	2,321.00
<b>Two pieces</b> - Additional 7" control panel that displays the machine control and controls the LEVEL PRO ACTIVE levelling system. Up to two additional control panels can be mounted in the rear lower area of the machines	Standard	2598632	USD	0.00
Additional 2" control panel that can be programmed with up to 16 individually selected functions. Up to two additional control panels can be mounted on the outside railing of the operator's platform	Standard	2598664	USD	0.00
Two additional 2" control panels that can each be programmed with up to 16 individually selected functions. Up to two additional control panels can be mounted on the outside railing of the operator's platform	Option	2767151	USD	3,909.00
User-specific saving of individually adjustable machine settings such as the display configuration or the assignment of favorites buttons. The data can be saved on five different SMART KEY key fobs with tokens.	Option	2779470	USD	1,208.00
<b>Leveling</b>				
Extension of the LEVEL PRO ACTIVE levelling system with levelling boom. Premounted and adjustable hydraulic cylinders on the left and right allow the use of a Sonic-Ski sensor that is able to scan a reference object up to 1,900 mm away from the milling edge. During machine transport, the sensor and cables are securely stowed in the corresponding transport boxes.	Option	2600969	USD	10,559.00
<b>Leveling</b>				
Extension of the LEVEL PRO ACTIVE leveling system with two hydraulic cylinder sensors for scanning a reference surface to the left and the right of the milling drum.	Standard	2598630	USD	0.00

<b>Leveling</b>				
Extension of the LEVEL PRO ACTIVE leveling system with multiplex scanning on the right. Two additional ultrasonic sensors scan reference surfaces in front of and behind the machine. During machine transport, the sensors and cables are securely stowed in a corresponding transport box.	Option	2598636	USD	5,062.00
Extension of the LEVEL PRO ACTIVE leveling system with multiplex scanning on the left and right. Four additional ultrasonic sensors scan reference surfaces in front of and behind the machine. During machine transport, the sensors and cables are securely stowed in a corresponding transport box.	Option	2598641	USD	9,826.00
<b>Leveling</b>				
Extension of the LEVEL PRO ACTIVE leveling system with pre-fitting for 3D milling with machines without a weather canopy. The pre-fitting equipment consists of robust and exactly positioned mounting adapters for a 3D system as well as sensor sockets for connecting the sensors to the LEVEL PRO ACTIVE system.	Option	2662822	USD	8,333.00
Extension of the LEVEL PRO ACTIVE leveling system with pre-fitting for 3D milling with machines with a weather canopy. The pre-fitting equipment consists of robust and exactly positioned mounting adapters for a 3D system as well as sensor sockets for connecting the sensors to the LEVEL PRO ACTIVE system.	Option	2662824	USD	2,076.00
Extension of the LEVEL PRO ACTIVE leveling system with pre-fitting for 3D milling with machines with a cabin. The pre-fitting equipment consists of robust and exactly positioned mounting adapters for a 3D system as well as sensor sockets for connecting the sensors to the LEVEL PRO ACTIVE system.	Option	2662844	USD	5,931.00
Extension of the LEVEL PRO ACTIVE leveling system with two linear laser sensors that can be installed using the pre-fitting equipment for 3D leveling.	Option	2662826	USD	12,635.00
<b>Water system</b>				
Powerful, hydraulically operated high pressure water cleaner with a maximum output of 15 l/min (4 gpm) at a pressure of 150 bar (2175 psi).	Option	2598657	USD	2,497.00
<b>Pick changing aids</b>				
Hydraulically driven pick ejector, including the holder and required electrical and hydraulic connections. Ideal for convenient, fast and low-noise pick changes.	Standard	2598659	USD	0.00

<b>Camera system</b>				
Four-fold camera system with an additional 10" control panel for an optimised view of the work processes being executed in front of and behind the machine as well as of the side plates, on the right and left. The camera images are displayed on the 10" control panel on the operator's platform.	<b>Standard</b>	<b>2598678</b>	<b>USD</b>	<b>0.00</b>
Eight-fold camera system with an additional 10" control panel for an optimised view of the work processes being executed in front of and behind the machine, of the side plates on the right and left and of the milled surface behind the milling drum unit. The camera images are displayed on the 10" control panel on the operator's platform.	<b>Option</b>	<b>2598679</b>	<b>USD</b>	<b>10,789.00</b>
<b>Other devices</b>				
Dual starter system for maximum starting reliability with an additional automatic engine stop function that reduces diesel consumption.	<b>Option</b>	<b>2647215</b>	<b>USD</b>	<b>4,818.00</b>
Electrical diesel suction and pressure pump with 7.50 m (24 ft 7 in) suction hose. The machine can be refueled with up to 50 l/min (13 gal/min) from external diesel tanks.	<b>Option</b>	<b>2598663</b>	<b>USD</b>	<b>923.00</b>
License plate holder with LED lighting	<b>Option</b>	<b>2654224</b>	<b>USD</b>	<b>475.00</b>
Hydraulically powered sweeping unit consisting of a central brush and side brushes on both sides used to sweep the milled surface behind the machine. The direction in which the brushes rotate can be changed depending on the desired direction of sweeping. The unit can be folded up hydraulically from the operator's platform during transport or when maneuvering. It is operated via the 2" control panel that comes with the unit.	<b>Option</b>	<b>2779365</b>	<b>USD</b>	<b>44,541.00</b>
<b>Documentation</b>				<b>0</b>
Additional set of technical documentation - North America country version (US)	<b>Option</b>		<b>USD</b>	<b>81.00</b>

<sup>1</sup>Option must be ordered from headquarters.

Date: 6/25/2020

**Price list****W 210 Fi - 2500 mm milling drum****Scope of supply – basic machine**

- Engine: 6-cylinder diesel engine: CATERPILLAR C18 ATAAC
- Rated power at 1,950 r.p.m.: 563 kW / 755 HP / 766 PS
- Exhaust standard: EU Stage 5 / US Tier 4f
- Standard milling width: 6 ft 7 in / 2000 mm
- Theoretical milling depth: 1 ft 1 in / 330 mm

**STANDARD EQUIPMENT**

- Basic machine with engine
- Machine frame featuring a single wasp waist at the rear right, and a dual wasp waist at the front
- DUAL SHIFT two-speed powershift transmission for efficient engine speeds combined with powerful milling drum speeds.
- Automatic pressure adjustment of the cylinder pump in accordance with performance requirements for reduced diesel consumption
- Hydraulically opening, soundproof engine cowling
- Air compressor system
- Battery-operated hydraulic unit for auxiliary drive
- Two cooling fans to minimize power consumption of the cooling system

**MILLING DRUM HOUSING**

- Adjustment of material depressor contact pressure via the control panel or automatically via the MILL ASSIST feature to reduce chunk formation
- Electrical adjustment of scraper contact pressure via the control panel
- Automatically controlled locking feature of scraper
- Milling drum rotation device with electro-hydraulic milling drum drive for slowly turning the milling drum during pick replacement.
- Single-piece water spray bar in the milling drum unit for reliable pick cooling and to prevent dust development
- Automatic control of the water quantity via the MILL ASSIST feature
- Height adjustment stroke increased by 150 mm to facilitate pick replacement and the exchange of milling drum units
- Pre-fitting to allow the quick exchange of milling drum units.
- Hydraulically lifting side plates, clearance right 450 mm (1 ft 6 in), clearance left 330 mm (1 ft 1 in)

**LOADING OF MILLED MATERIAL**

- Increased conveyor slewing angles of 65° each to the left and right
- Discharge conveyor with adjustable conveying speed and two slewing speeds for precise loading
- Boost feature for a temporary increase of the belt speed and conveying performance of the discharge conveyor by 20%
- Water spray system in the primary conveyor



- Larger conveyor pump for a constant belt speed even at a low engine speed of 1300 rpm

#### **MACHINE CONTROL AND LEVELLING SYSTEM**

- User-friendly control panel including 7" color screen
- LEVEL PRO ACTIVE leveling system with numerous automated and complementary features relieving the operator of a part of his workload
- LEVEL PRO ACTIVE - automatic height control in transport mode
- LEVEL PRO ACTIVE - ramp milling and auto-start feature for the second milling cut
- RAPID SLOPE cross-slope sensor for LEVEL PRO ACTIVE leveling system
- MILL ASSIST assistance system for automatic adjustment of the milling drum speed in accordance with the main area of application and the parameters selected in terms of engine load, advance rate, milling volume and quality of the milling pattern.
- Automatic start-stop feature of the milling drum to reduce diesel consumption
- Comprehensive machine diagnostics on the control panel including, for example, a diagnostic system for the CAN bus
- Voltmeter integrated into the control panel for voltage measurement in the event of a malfunction
- Two control panels for operating functions performed by ground crew

#### **OPERATOR'S PLATFORM**

- Convenient access to the operator's platform, right and left
- Anti-vibration mounted operator's platform across the full width of the machine including fold-out railing, right
- Electrical control cabinet on the operator's platform for optimum accessibility and fast troubleshooting
- Electrical level indicator for the water tank on the external control panels
- Time display on the main control panel and on the exterior control panels
- Two mirrors at the front, one mirror at the rear of the machine

#### **CHASSIS AND HEIGHT ADJUSTMENT**

- PTS – automatic alignment of the machine parallel to the pavement surface
- ISC – intelligent track speed control including hydraulic four-track drive
- Fourfold full-floating axle for high machine stability
- High travel speed of up to 100 m / min at low engine speeds (1,350 rpm), reduced diesel consumption and low noise emissions.
- Lifting speed of the height adjustment feature increased by 60%

#### **MISCELLANEOUS**

- "Welcome" and "Go home" lights feature in the area of the operator's platform and access
- Large storage compartment on the machine for pick containers
- High-pressure water system with automatic on/off function, 261 psi / 18 bar, 17 gal.min / 67 l/min
- Good accessibility to all maintenance points on the engine station
- Pneumatic hammer with pick extractor/insertor
- Comprehensive toolkit in lockable toolbox
- A total of six EMERGENCY STOP switches in appropriate positions on the machine
- Pre-fitting for installing the WITOS FleetView control unit
- European design type certification, EuroTest mark and CE conformity

**List price ex subsidiary Wirtgen America**

**USD**

**852,218.00**

Mandatory Options				
Milling drum housing				
FB2500 (8 ft 2 in) MCS BASIC quick-change milling drum unit that enables milling drums of the same milling width to be changed particularly quickly.	Standard	2602549	USD	0.00
Milling drums / milling units				
Milling drum MCS BASIC with milling width 2500 mm / 8 ft 2 in, milling depth max. 350 mm / 1 ft 2 in, tool spacing 15 mm / 19/32 in, equipped with quick-change toolholder system HT22 and 193 picks. For a wide range of applications, e.g. removal of surface and binder layer, complete removal of road surfaces or concrete milling work.	Standard	2661532	USD	0.00
OPERATOR'S PLATFORM				
Anti-vibration-mounted operator's platform with easy-to-read control panels, functional stand-up seat and a large, lockable storage compartment with a capacity of approx 69 gal / 260 liters	Standard	2662840	USD	0.00
Anti-vibration-mounted operator's platform with easy-to-read control panels, functional stand-up seat and a large, lockable storage compartment with a capacity of approx 69 gal/260 liters. A hydraulically height-adjustable weather canopy with transparent side weather protection elements protects the operator from the wind and weather.	Option	2598429	USD	15,716.00
High-quality, soundproofed comfort cabin with windows on all sides for productive work. The cab can be moved to either side and rotated by up to 110° for optimum visibility. An air conditioner, a six-camera system and an intercom system create an ideal working environment. The cabin can be hydraulically swiveled into the machine chassis when transporting the machine.	Option	2598430	USD	86,219.00
Material transport				
Heavy-duty 7,900 mm (25 ft 11 in) long discharge conveyor with conveyor belt system 850 mm (2 ft 9 in) and hydraulic folding device for shortening the transport length	Standard	2598432	USD	0.00
Water tank filling				
Additional water tank filling from the rear of the machine using a shut-off cock.	Standard	2549116	USD	0.00
Additional water tank filling from the rear of the machine with a powerful, hydraulically operated filler pump	Option	2598434	USD	3,827.00

<b>Paint</b>				
Painting in cream RAL 9001 with orange stripes. The entire base of the machine is painted in slate gray RAL 7015.	Standard	2598435	USD	0.00
The film coating is applied in RAL colors and design according to the customer's wishes. Film coating provides protection against mechanical and weather-related damage and can be removed without leaving any marks, if required	Option	2728766	USD	4,044.00
<b>Technical documentation</b>				
Technical documentation - North America country version (US)	Standard	2456347	USD	0.00
<b>Service documentation</b>				
Spare part and application documentation English (EN)	Standard	2456404	USD	0.00
<b>Telematics</b>				
WITOS FleetView (mobile phone standard 3, 4G) includes a control unit (TCU) with a GPS receiver and the usage rights for the web application WITOS FleetView. The web access function offers a compact overview of the machine status including consumption data, working times, position data, error messages and service intervals. (The actual amount of data available depends on the machine type). The availability of WITOS FleetView is guaranteed for 3 years from the date of delivery.	Standard	2770403	USD	0.00
The WIRTGEN PERFORMANCE TRACKER WPT is a laser and satellite-supported measuring system for precise milling performance determination for machines with FB2000 or FB2200 without a weather canopy or with an operator's cabin. Two laser scanners measure the actual milling width and milling depth over the distance of the milling path. The milling performance results are automatically sent to the corresponding users via the WITOS interface with precise GPS machine position data and consumption data such as diesel consumption, water consumption, tool consumption and truck loads, in an evaluation and then by e-mail. The milling performance reports that include an image of the milling position can also be used as an allowance report. The usability of WITOS hardware components for the existing mobile radio standard is guaranteed for 3 years from the date of delivery.	Option	2781330	USD	47,066.00
<b>Machine lighting</b>				
Extended lighting system consisting of 21 extremely powerful LED working lights for optimum illumination of the working area. The light output is approx. 37,600 lumens in total.	Standard	2598443	USD	0.00

Extended lighting system with 19 particularly powerful LED working lights for optimum illumination of the working area. The light output of the working lights amounts to a total of 34,000 lumens. The additional lighting balloon is operated via the 24V power supply of the machine and achieves an additional luminous power of 16,000 lumens.	Option	2653969	USD	4,723.00
<b>Equipment Options</b>				
<b>Additional weight</b>				
Two-piece additional weight at the rear of the machine totaling 1,600 kg (3,527 lbs) which enables the machine to be individually ballasted. The individual weights of 850 kg and 750 kg can be easily and quickly inserted and fastened to the rear of the machine.	Standard	2598492	USD	6,609.00
<b>Additional weight</b>				
Large sized storage compartment for 69 pick containers mounted at the rear of the machine instead of the standard storage compartment. The storage compartment is splash-proof and additionally contains a completely sealed area to safely store electronic components such as leveling sensors or tool extractors.	Option	2598494	USD	3,149.00
Storage compartment on both the rear track units for 8 pick containers	Standard	2598662	USD	1,086.00
<b>Equipment operator's platform</b>				
A powerful hot-air heating system with intelligently arranged air vents close to the operator's hands and feet offers maximum comfort on the operator's platform	Option	2598527	USD	3,800.00
Operator's platform equipped with a height-adjustable stand-up seat for greater operator comfort	Option	2688479	USD	1,059.00
<b>Milling drum assembly options</b>				
The actual milling depth is determined by calculating the difference in readings from sensors on the side plate and sensors on the scraper. The actual milling depth is displayed on the LEVEL PRO ACTIVE panel.	Standard	2598665	USD	0.00
Overload sensors automatically lift the scraper whenever obstacles are detected that could damage the scraper.	Option	2598528	USD	1,574.00
Active floating position for the side plates on the left and right by continuously adjusting the milling depth and position of the plates. If necessary, the side plates can be briefly raised to prevent them from sinking into the soft ground.	Standard	2598531	USD	0.00

MCS BASIC extended with a hydraulically opening side door on the milling drum unit FB2500 (8 ft 2 in). With additional hydraulic cylinders, the side door can be easily unlocked and opened when changing the milling drum. This enables milling drums in MCS BASIC to be changed even faster.	Standard	2688484	USD	0.00
Sectional, electrically controlled water spray bar in the milling drum assembly FB2500 (8 ft 2 in). Four areas can be controlled from the control panel as needed. This reduces water consumption enormously.	Standard	2610097	USD	0.00
Two wear protection rollers that can be attached to the side plates (left or right). The rollers protect the asphalt, curbs, and other surfaces from damage and prevent excessive wear to the side plates.	Option	2662818	USD	774.00
Mounting aid for lifting out the short primary conveyor when changing the milling unit.	Option	2598534	USD	434.00
Milling drum mounting and transport cart for milling drums from FB1500 (4 ft 11 in) to FB2500 (8 ft 2 in)	Option	2312515	USD	6,419.00
Transport roller set consisting of 4 heavy-duty rollers for easy removal of milling units from FB1500 to FB3800 on level surfaces.	Option	2762958	USD	5,211.00
<b>Options for belt conveyor</b>				
VCS – vacuum cutting system on the discharge conveyor for the extraction of fine material particles and water vapor from the sealed milling drum unit.	Standard	2598495	USD	0.00

Signal lights for visual "stop" and "go" instructions for the truck driver without the use of a horn. The signal lights can be folded in hydraulically from the operator's platform.	Option	2598539	USD	4,818.00
Support device for positioning the discharge conveyor on the flat bed truck	Standard	60603	USD	0.00
Semi-automatic ACTIVE CONVEYOR swing angle control that guides the discharge conveyor in construction site situations where milling is carried out at intersections or roundabouts	Option	2598541	USD	1,221.00
<b>Additional control unit LEVEL PRO</b>				
Additional 5" control panel for controlling the LEVEL PRO ACTIVE leveling system. Up to two additional control panels can be mounted in the rear lower area of the machines	Option	2598631	USD	2,321.00
<b>Two pieces</b> - Additional 7" control panel that displays the machine control and controls the LEVEL PRO ACTIVE levelling system. Up to two additional control panels can be mounted in the rear lower area of the machines	Standard	2598632	USD	0.00
Additional 2" control panel that can be programmed with up to 16 individually selected functions. Up to two additional control panels can be mounted on the outside railing of the operator's platform	Standard	2598664	USD	0.00
Two additional 2" control panels that can each be programmed with up to 16 individually selected functions. Up to two additional control panels can be mounted on the outside railing of the operator's platform	Option	2767151	USD	3,909.00
User-specific saving of individually adjustable machine settings such as the display configuration or the assignment of favorites buttons. The data can be saved on five different SMART KEY key fobs with tokens.	Option	2779470	USD	1,208.00
<b>Leveling</b>				
Extension of the LEVEL PRO ACTIVE levelling system with levelling boom. Premounted and adjustable hydraulic cylinders on the left and right allow the use of a Sonic-Ski sensor that is able to scan a reference object up to 1,900 mm away from the milling edge. During machine transport, the sensor and cables are securely stowed in the corresponding transport boxes.	Option	2600969	USD	10,559.00
<b>Leveling</b>				
Extension of the LEVEL PRO ACTIVE leveling system with two hydraulic cylinder sensors for scanning a reference surface to the left and the right of the milling drum.	Standard	2598630	USD	0.00

<b>Leveling</b>				
Extension of the LEVEL PRO ACTIVE leveling system with multiplex scanning on the right. Two additional ultrasonic sensors scan reference surfaces in front of and behind the machine. During machine transport, the sensors and cables are securely stowed in a corresponding transport box.	Option	2598636	USD	5,062.00
Extension of the LEVEL PRO ACTIVE leveling system with multiplex scanning on the left and right. Four additional ultrasonic sensors scan reference surfaces in front of and behind the machine. During machine transport, the sensors and cables are securely stowed in a corresponding transport box.	Option	2598641	USD	9,826.00
<b>Leveling</b>				
Extension of the LEVEL PRO ACTIVE leveling system with pre-fitting for 3D milling with machines without a weather canopy. The pre-fitting equipment consists of robust and exactly positioned mounting adapters for a 3D system as well as sensor sockets for connecting the sensors to the LEVEL PRO ACTIVE system.	Option	2662822	USD	8,333.00
Extension of the LEVEL PRO ACTIVE leveling system with pre-fitting for 3D milling with machines with a weather canopy. The pre-fitting equipment consists of robust and exactly positioned mounting adapters for a 3D system as well as sensor sockets for connecting the sensors to the LEVEL PRO ACTIVE system.	Option	2662824	USD	2,076.00
Extension of the LEVEL PRO ACTIVE leveling system with pre-fitting for 3D milling with machines with a cabin. The pre-fitting equipment consists of robust and exactly positioned mounting adapters for a 3D system as well as sensor sockets for connecting the sensors to the LEVEL PRO ACTIVE system.	Option	2662844	USD	5,931.00
Extension of the LEVEL PRO ACTIVE leveling system with two linear laser sensors that can be installed using the pre-fitting equipment for 3D leveling.	Option	2662826	USD	12,635.00
<b>Water system</b>				
Powerful, hydraulically operated high pressure water cleaner with a maximum output of 15 l/min (4 gpm) at a pressure of 150 bar (2175 psi).	Option	2598657	USD	2,497.00
<b>Pick changing aids</b>				
Hydraulically driven pick ejector, including the holder and required electrical and hydraulic connections. Ideal for convenient, fast and low-noise pick changes.	Standard	2598659	USD	0.00

<b>Camera system</b>				
Four-fold camera system with an additional 10" control panel for an optimised view of the work processes being executed in front of and behind the machine as well as of the side plates, on the right and left. The camera images are displayed on the 10" control panel on the operator's platform.	<b>Standard</b>	<b>2598678</b>	<b>USD</b>	<b>0.00</b>
Eight-fold camera system with an additional 10" control panel for an optimised view of the work processes being executed in front of and behind the machine, of the side plates on the right and left and of the milled surface behind the milling drum unit. The camera images are displayed on the 10" control panel on the operator's platform.	<b>Option</b>	<b>2598679</b>	<b>USD</b>	<b>10,789.00</b>
<b>Other devices</b>				
Dual starter system for maximum starting reliability with an additional automatic engine stop function that reduces diesel consumption.	<b>Option</b>	<b>2647215</b>	<b>USD</b>	<b>4,818.00</b>
Electrical diesel suction and pressure pump with 7.50 m (24 ft 7 in) suction hose. The machine can be refueled with up to 50 l/min (13 gal/min) from external diesel tanks.	<b>Option</b>	<b>2598663</b>	<b>USD</b>	<b>923.00</b>
License plate holder with LED lighting	<b>Option</b>	<b>2654224</b>	<b>USD</b>	<b>475.00</b>
Hydraulically powered sweeping unit consisting of a central brush and side brushes on both sides used to sweep the milled surface behind the machine. The direction in which the brushes rotate can be changed depending on the desired direction of sweeping. The unit can be folded up hydraulically from the operator's platform during transport or when maneuvering. It is operated via the 2" control panel that comes with the unit.	<b>Option</b>	<b>2779365</b>	<b>USD</b>	<b>44,541.00</b>
<b>Documentation</b>				<b>0</b>
Additional set of technical documentation - North America country version (US)	<b>Option</b>		<b>USD</b>	<b>81.00</b>

<sup>1</sup>Option must be ordered from headquarters.

Date: 6/25/2020



## Price list

# W 220i

### Scope of supply – basic machine

- Engine: 6-cylinder diesel engine: CATERPILLAR C18 ATAAC
- Rated power at 1,950 r.p.m.: 597 KW / 801 HP / 812 PS
- Exhaust standard: US Tier 4f
- Standard milling width: 7 ft 3 in / 2,200 mm
- Maximum milling depth: 1 ft 2 in / 350 mm

### STANDARD EQUIPMENT

- Basic machine with engine
- Machine chassis with double-sided wasp waist
- Hydraulically opening, soundproof engine cowling
- Air compressor system
- Battery-operated hydraulic unit for auxiliary drive
- Cooling system with temperature-controlled fan speed
- Large storage compartments for pick containers

### MILLING DRUM HOUSING

- Three milling drum rotation speeds with electric on/off function 105 r.p.m. - 94 r.p.m. - 84 r.p.m.
- Hydraulic material depressor with conveyor lifting function
- Hydraulically movable and positionable scraper plate with automatic locking
- Hydraulically lifting side plate, right clearance 1 ft 6 in / 450 mm and left clearance 1 ft 2 in / 350 mm
- Two water sprinkling strips in the milling drum unit with separate on/off function

### LOADING OF MILLED MATERIAL

- Conveyor system with manually or automatically adjustable conveying speed
- Water spray system in the primary conveyor
- Slewing angle discharge conveyor  $\pm 60^\circ$

### MACHINE CONTROL AND LEVELLING SYSTEM

- Multi-function control display showing important machine operating conditions
- Comprehensive machine diagnostics on the machine's control screen
- Milling power control with automatic on/off function
- Two exterior panels for operating functions by ground crew
- LEVEL PRO PLUS leveling system right and left
- RAPID SLOPE cross-slope sensor for LEVEL PRO ACTIVE leveling system

### OPERATOR'S PLATFORM

- Fully anti-vibration mounted operator's platform
- Convenient, individually adjustable control panel
- Convenient access to the operator's platform, right and left
- Lockable control panel covers
- Two mirrors front, one mirror middle and one mirror in rear area of the machine

#### **CHASSIS AND HEIGHT ADJUSTMENT**

- PTS – automatic alignment of the machine parallel to the pavement surface
- ISC – intelligent track speed control including hydraulic four-track drive
- Fourfold full-floating axle for high machine stability
- Freely selectable steering functions for the four-track steering
- Extremely wear-resistant, two-piece EPS polyurethane track pads

#### **MISCELLANEOUS**

- Lighting system including 3 halogen floodlights and 4 LED lights in the area of the milling unit
- "Welcome" and "Go home" lights feature including LED lighting in the area of the operator's platform and access
- Comprehensive toolkit in lockable toolbox
- A total of six EMERGENCY STOP switches in appropriate positions on the machine
- Water high-pressure system with automatic on/off function
- Pre-fitting for installing the WITOS FleetView control unit
- European design type certification, EuroTest mark and CE conformity

**List price ex subsidiary Wirtgen America**

**USD 897,017.00**

Mandatory Options				
Milling drum housing				
Wear-resistant milling drum housing FB2200 (7 ft 3 in) FCS-Light, with pre-fitting enabling a quick and easy change of milling drums with varying spacings and equal milling widths, without milling drum.	Standard	2205464	USD	0.00
Milling drums / milling units				
FCS milling drum with milling width 2200 mm / 7 ft 3 in, milling depth max. 350 mm / 1 ft 2 in, tool spacing 15 mm / 19/32 in, equipped with quick-change toolholder system HT22 and 188 picks. For a wide range of applications, e.g. removal of surface and binder layer, complete removal of road surfaces or concrete milling work.	Standard	2309352	USD	0.00
Operator's platform				
Flexibly mounted operator's platform with clearly laid-out control panel and control display as well as a large storage compartment (approx. 250 l / 66 gal) on the operator's platform and single standing seats on the right and left. The storage compartment has a variable, removable false floor and a lockable lid which can also be used as a seat. It is used for storing tools, pick elements, a toolbox, etc.	Option	2546282	USD	3,026.00
Flexibly mounted operator's platform with clear control panels and control display as well as comfortable adjustable operator's seats right and left.	Standard	2546283	USD	0.00
Operator's platform in "Operator Comfort System" version, consisting of movable and fully air-conditioned comfort cab with air-sprung operator's seat, 6-way camera system, joystick machine control and radio. An integrated intercom provides good communication with the second machine operator.	Option	2542246	USD	87,074.00
Operator's platform				
Complete mirror set: two mirrors front, one mirror middle and one mirror on rear of the machine	Standard	2105659	USD	0.00
Complete mirror set, partial from operator's platform electrically folding as well as additionally heated and with truck stop and go indication	Option	2105660	USD	5,293.00
Material transport				
Robust 26 ft 9 in / 8,150 mm long discharge conveyor with conveyor belt system 3 ft 3 in / 1,000 mm and hydraulic folding device for shortening the transport length	Standard	2542405	USD	0.00

<b>Water tank filling</b>				
Additional water tank filling from the rear of the machine using a stopcock.	Standard	2466094	USD	0.00
Additional water tank filling from the rear of the machine with a powerful, hydraulically operated filling pump.	Option	2465765	USD	3,447.00
<b>Paint</b>				
Painting in cream RAL 9001 with orange stripes. The complete lower part of the machine is painted in slate grey RAL 7015.	Standard	2542404	USD	0.00
Monocolor special painting. Cream white color is replaced by a special color (RAL according to customer). The complete lower part of the machine is painted in slate grey RAL 7015.	Option	2542407	USD	2,348.00
<b>Technical documentation</b>				
Technical documentation - North America country version (US)	Standard	2456347	USD	0.00
<b>Service documentation</b>				
Spare part and application documentation English (EN)	Standard	2456404	USD	0.00
<b>Warranty</b>				
Standard warranty 12 months or 1000 engine operational hours	Standard	100772	USD	0.00
<b>Telematics</b>				
WITOS FleetView includes a control unit (TCU) with a GPS receiver and the usage rights for the web application WITOS FleetView. The web access function offers a compact overview of the machine status including consumption data, working times, position data, error messages and service intervals. (The actual amount of data available depends on the machine type). The availability of WITOS FleetView is guaranteed for 3 years from the date of delivery.	Standard	2483436	USD	0.00
<b>Machine lighting</b>				
Halogen lighting system 24 V. Consisting of 6 additional halogen working lights for illuminating the working area. The light output is approx. 1,750 lumens per headlight. Including 3 rotary beacons.	Standard	2346607	USD	0.00
Powerful LED lighting system 24 V. Consisting of 6 additional LED working lights for optimum illumination of the working area. LED working lights are extremely bright, shock-resistant and durable. The light output is approx. 3,000 lumens per headlight (halogen approx. 1,750 lumens). Including 3 LED rotary beacons.	Option	2346608	USD	4,085.00
<b>Equipment Options</b>				
Large sized storage compartment for 34 pick containers mounted on the rear of the machine instead of the standard storage compartment.	Option	2223465	USD	3,257.00

<b>Exhaust air filter</b>				
VCS - Vacuum Cutting System on the discharge conveyor, for extraction of fine material particles and water vapor from the sealed milling unit.	Standard	2159104	USD	0.00
<b>Equipment operator's platform</b>				
Operator's platform equipped with weather canopy including windscreen and rear window. The canopy is equipped with extensions on both sides and protects the entire operator's platform from rain and sunlight. The canopy itself is made of highly durable GFRP and the windscreen and rear window are scratch-resistant laminated protective glass. The canopy can be folded up electrohydraulically to facilitate machine transport.	Option	2492943	USD	14,304.00
Hot air heating in the footwell area of the operator's platform	Option	2174234	USD	1,696.00
<b>Device for milling drum change</b>				
Milling drum mounting and transport carriage FB1500 (4 ft 11 in) to FB2500 (8 ft 2 in)	Option	2312515	USD	6,284.00
<b>Options for belt conveyor</b>				
Support device for putting the discharge conveyor on the low-loader.	Standard	60603	USD	0.00
<b>Leveling</b>				
Expansion leveling system for scanning ahead of the milling drum right, with hydraulic sensor, connection cable and holder. (Can also be mounted on left)	Standard	2125960	USD	0.00
Expansion leveling system for scanning ahead of the milling drum right and left, with hydraulic sensor, connection cable and holder	Option	2125961	USD	5,591.00
<b>Additional control unit LEVEL PRO</b>				
Expansion LEVEL PRO with an additional operating display, including required connection cable	Standard	2137348	USD	0.00
<b>Leveling</b>				
Pre-fitting for multiplex system comprising 4 sensors sockets for expanding the leveling system with one or two multiplex systems. Permits trouble-free connection of at most 2 multiplex sensors per machine side at a later point.	Standard	2436230	USD	0.00
Expansion leveling system for multiplex system package 3-way right, including 2 x ultrasonic sensors, connection cable and holder	Standard	2436231	USD	0.00
<b>Water system</b>				
Powerful, hydraulically operated high-pressure water cleaner with a maximum performance of 15 l/min (4 gpm) at 150 bar (2175 psi) pressure.	Option	2210128	USD	2,443.00

<b>Pick changing aids</b>				
Milling drum rotation device with electro-hydraulic milling drum drive for slowly turning the milling drum during pick replacement. The diesel engine can be switched off in this case.	Standard	2125977	USD	0.00
Hydraulically driven pick extractor with holder and corresponding electrical and hydraulic connectors. Ideal for a convenient, fast and quiet cutting tool replacement.	Option	2178052	USD	3,461.00
Pneumatic hammer with two pick extractor and inserter tools each as well as 5.00 m / 16 ft 5 in hose.	Standard	2137372	USD	0.00
Fold-open seats on the rear track units for the pick change, with integrated storage compartment for pick change tools and 4 pick containers	Option	2105678	USD	1,914.00
<b>Diesel tank filling systems</b>				
Electrically operated diesel suction and pressure pump for the diesel tank filling with 5.00 m suction hose.	Option	2125976	USD	896.00
<b>Wirtgen information and diagnostic system</b>				
The actual milling depth is measured by a differential method between sensors on the side plate and sensors on the scraper. The actual milling depth is displayed in the Info menu of the LEVEL PRO display.	Standard	2219502	USD	0.00
<b>Camera system</b>				
Monitor system as maneuvering aid with 2 cameras. Each of these shows the area behind the machine as well as the area in front of the loading conveyor. The camera images are displayed on the machine control display.	Standard	2526011	USD	0.00
Extensive monitor system consisting of a total of 6 cameras and an additional monitor. Cameras 1 and 2 show the areas behind the machine as well as ahead of the load belt, and thus facilitate maneuvering and loading. Cameras 3-6 show the area in front of the milling drum unit, the milled area behind the milling unit as well as the side plate and the front right and left chassis units, thereby facilitating the working process. Camera images 1-2 are displayed in the machine control display, camera images 3-6 are output on the additional monitor.	Option	2530073	USD	9,364.00
<b>Other devices</b>				
License plate holder with LED lighting to comply with country-specific regulations.	Option	2658169	USD	434.00
<b>Documentation</b>				
Additional set of technical documentation - North America country version (US)	Option		USD	81.00

<sup>1</sup>Option must be ordered from headquarters.

Date: 3/6/2019

**Price list****W 220 Fi - 2200 mm milling drum****Scope of supply – basic machine**

- Engine: 6-cylinder diesel engine: CATERPILLAR C18 ATAAC
- Rated power at 1,950 r.p.m.: 597 KW / 801 HP / 812 PS
- Exhaust standard: EU Stage V / US EPA Tier 4f
- Standard milling width: 7 ft 3 in / 2,200 mm
- Maximum milling depth: 1 ft 2 in / 350 mm

**STANDARD EQUIPMENT**

- Base machine with engine
- Machine frame featuring a single wasp waist at the rear right, and a dual wasp waist at the front
- DUAL SHIFT two-speed powershift transmission for efficient engine speeds combined with powerful milling drum speeds.
- Automatic pressure adjustment of the cylinder pump in accordance with performance requirements for reduced diesel consumption
- Hydraulically opening, soundproof engine cowling
- Air compressor system
- Battery-operated hydraulic unit for auxiliary drive
- Two cooling fans to minimize power consumption of the cooling system

**MILLING DRUM HOUSING**

- Adjustment of material depressor contact pressure via the control panel or automatically via the MILL ASSIST feature to reduce chunk formation
- Electrical adjustment of scraper contact pressure via the control panel
- Automatically controlled locking feature of scraper
- Milling drum rotation device with electro-hydraulic milling drum drive for slowly turning the milling drum during pick replacement.
- Single-piece water spray bar in the milling drum unit for reliable pick cooling and to prevent dust development
- Automatic control of the water quantity via the MILL ASSIST feature
- Height adjustment stroke increased by 200 mm to facilitate pick replacement and the exchange of milling drum units
- Pre-fitting to allow the quick exchange of milling drum units.
- Hydraulically lifting side plates, clearance right 450 mm (1 ft 6 in), clearance left 330 mm (1 ft 1 in)

**LOADING OF MILLED MATERIAL**

- Increased conveyor slewing angles of 65° each to the left and right
- Discharge conveyor with adjustable conveying speed and two slewing speeds for precise loading
- Boost feature for a temporary increase of the belt speed and conveying performance of the discharge conveyor by 20%
- Water spray system in the primary conveyor

- Larger conveyor pump for a constant belt speed even at a low engine speed of 1300 rpm

#### **MACHINE CONTROL AND LEVELLING SYSTEM**

- User-friendly control panel including 7" color screen
- LEVEL PRO ACTIVE leveling system with numerous automated and complementary features relieving the operator of a part of his workload
- LEVEL PRO ACTIVE - automatic height control in transport mode
- LEVEL PRO ACTIVE - ramp milling and auto-start feature for the second milling cut
- RAPID SLOPE cross-slope sensor for LEVEL PRO ACTIVE leveling system
- MILL ASSIST assistance system for automatic adjustment of the milling drum speed in accordance with the main area of application and the parameters selected in terms of engine load, advance rate, milling volume and quality of the milling pattern.
- Automatic start-stop feature of the milling drum to reduce diesel consumption
- Comprehensive machine diagnostics on the control panel including, for example, a diagnostic system for the CAN bus
- Voltmeter integrated into the control panel for voltage measurement in the event of a malfunction
- Two control panels for operating functions performed by ground crew

#### **OPERATOR'S PLATFORM**

- Convenient access to the operator's platform, right and left
- Anti-vibration mounted operator's platform across the full width of the machine including fold-out railing, right
- Electrical control cabinet on the operator's platform for optimum accessibility and fast troubleshooting
- Electrical level indicator for the water tank on the external control panels
- Time display on the main control panel and on the exterior control panels
- Two mirrors at the front, one mirror at the rear of the machine

#### **TRACK UNIT AND HEIGHT ADJUSTMENT**

- PTS – automatic alignment of the machine parallel to the pavement surface
- ISC – intelligent track speed control including hydraulic four-track drive
- Fourfold full-floating axle for high machine stability
- High travel speed of up to 88 m / min at low engine speeds (1,350 rpm), reduced diesel consumption and low noise emissions.

#### **MISCELLANEOUS**

- "Welcome" and "Go home" lights feature in the area of the operator's platform and access
- Large storage compartment on the machine for pick containers
- High-pressure water system with automatic on/off function, 261 psi / 18 bar, 17 gal.min / 67 l/min
- Good accessibility to all maintenance points on the engine station
- Pneumatic hammer with pick extractor/insertor
- Large tool kit in lockable tool box
- A total of six EMERGENCY STOP switches in appropriate positions on the machine
- Pre-fitting for installing the WITOS FleetView control unit
- European type certification, EuroTest mark and CE conformity

**List price ex subsidiary Wirtgen America**

**USD**

**912,339.00**



Mandatory Options				
Milling drum housing				
Wear-resistant, weight-optimized milling drum housing MCS BASIC FB2200 (7 ft 3 in) with pre-fitting enabling a quick and easy change of the milling drums with varying spacings, without milling drum.	Standard	2667113	USD	0.00
Milling drums / milling units				
Milling drum MCS BASIC with milling width 2200 mm / 7 ft / 3 in, milling depth max. 320 mm / 1ft / 0,5 in, tool spacing 15 mm / 19/32 in, equipped with quick-change toolholder system HT22 and 182 picks. For a wide range of applications, e.g. removal of surface and binder layer, complete removal of road surfaces or concrete milling work.	Standard	2679870	USD	0.00
OPERATOR'S PLATFORM				
Anti-vibration-mounted operator's platform with easy-to-read control panels, functional stand-up seat and a large, lockable storage compartment with a capacity of approx 69 gal / 260 liters	Standard	2700694	USD	0.00
Anti-vibration-mounted operator's platform with easy-to-read control panels, functional stand-up seat and a large, lockable storage compartment with a capacity of approx 69 gal/260 liters. A hydraulically height-adjustable weather canopy with transparent side weather protection elements protects the operator from the wind and weather.	in lieu of 2700694	2700695	USD	15,716.00
Material transport				
Heavy-duty 26 ft 9 in (8,150 mm) long discharge conveyor with 3 ft 3 in (1,000 mm) conveyor belt system and hydraulic folding device to shorten the transport length	Standard	2667116	USD	0.00
Robust 26 ft 9 in / 8,150 mm long discharge conveyor with conveyor belt system 3 ft 3 in / 1,000 mm	Option	2718941	USD	-13,694.00
Water tank filling				
Additional water tank filling from the rear of the machine using a shut-off cock.	Standard	2667152	USD	0.00
Additional water tank filling from the rear of the machine with a powerful, hydraulically operated filler pump	Option	2667153	USD	3,827.00
Paint				
Film coating in cream RAL 9001 with orange stripes. The entire base of the machine is covered in a slate grey RAL 7015 film coating.	Standard	2700380	USD	0.00

The film coating is applied in RAL colors and design according to the customer's wishes. Film coating provides protection against mechanical and weather-related damage and can be removed without leaving any marks, if required	In lieu of 2700380	2700381	USD	1,126.00
<b>Technical documentation</b>				
Technical documentation - North America country version (US)	Standard	2456347	USD	0.00
<b>Service documentation</b>				
Spare part and application documentation English (EN)	Standard	2456404	USD	0.00
<b>Telematics</b>				
WITOS FleetView (mobile phone standard 3, 4G) includes a control unit (TCU) with a GPS receiver and the usage rights for the web application WITOS FleetView. The web access function offers a compact overview of the machine status including consumption data, working times, position data, error messages and service intervals. (The actual amount of data available depends on the machine type). The availability of WITOS FleetView is guaranteed for 3 years from the date of delivery.	Standard	2770403	USD	0.00
The WIRTGEN PERFORMANCE TRACKER WPT is a laser and satellite-supported measuring system for precise milling performance determination for machines with FB2000, FB 220 or FB2500 without a weather canopy or with an operator's cabin. Two laser scanners measure the actual milling width and milling depth over the distance of the milling path. The milling performance results are automatically sent to the corresponding users via the WITOS interface with precise GPS machine position data and consumption data such as diesel consumption, water consumption, tool consumption and truck loads, in an evaluation and then by e-mail. The milling performance reports that include an image of the milling position can also be used as an allowance report. The usability of WITOS hardware components for the existing mobile radio standard is guaranteed for 3 years from the date of delivery.	Option	2787665	USD	47,066.00
<b>Machine lighting</b>				
Extended lighting system consisting of 21 extremely powerful LED working lights for optimum illumination of the working area. Total light output of the working lights is approx. 43,600 lumens	Standard	2667172	USD	0.00

Extended lighting system consisting of 21 extremely powerful LED working lights for optimum illumination of the working area. Total light output of the working lights is approximately 43,600 lumens. The additional lighting balloon is powered via the machine's 24V electrical power supply and achieves an additional light output of 50,000 lumens	In lieu of <b>2667172</b>	<b>2667173</b>	<b>USD</b>	<b>4,723.00</b>
<b>Equipment Options</b>				
<b>Additional weight</b>				
Two additional weights located at the rear of the machine with a total weight of 1.500 kg (3,307 lbs) for individual machine ballasting. The individual weights, each weighing 750 kg (1,653 lbs), can be easily and quickly inserted and fastened to the rear of the machine.	<b>Option</b>	<b>2667175</b>	<b>USD</b>	<b>6,609.00</b>
<b>Additional weight</b>				
Large, generously sized storage compartment for 72 pick containers at the rear of the machine instead of the standard storage compartment. The storage compartment is lockable, splash-proof and additionally contains a completely sealed area to safely store electronic components, such as levelling sensors or pick ejectors	<b>Option</b>	<b>2667177</b>	<b>USD</b>	<b>3,149.00</b>
Storage compartment close to both rear track units for 10 pick containers	<b>Standard</b>	<b>2700383</b>	<b>USD</b>	<b>0.00</b>
<b>Equipment operator's platform</b>				
A powerful hot-air heating system with intelligently arranged air vents close to the operator's hands and feet offers maximum comfort on the operator's platform	<b>Option</b>	<b>2745118</b>	<b>USD</b>	<b>3,800.00</b>
Operator's platform equipped with a height-adjustable stand-up seat for greater operator comfort	<b>Standard</b>	<b>2688479</b>	<b>USD</b>	<b>0.00</b>
<b>Milling drum assembly options</b>				
The actual milling depth is determined by calculating the difference in readings from sensors on the side plate and sensors on the scraper. The actual milling depth is displayed on the LEVEL PRO ACTIVE panel.	<b>Standard</b>	<b>2598665</b>	<b>USD</b>	<b>1,045.00</b>
Overload sensors automatically lift the scraper whenever obstacles are detected that could damage the scraper.	<b>Option</b>	<b>2667192</b>	<b>USD</b>	<b>1,574.00</b>
Active floating position for the side plates on the left and right by continuously adjusting the milling depth and position of the plates. If necessary, the side plates can be briefly raised to prevent them from sinking into the soft ground.	<b>Standard</b>	<b>2598531</b>	<b>USD</b>	<b>0.00</b>

Extension of MCS BASIC with one hydraulically opening side panel on the milling drum unit FB2200/FB2500 (7 ft 3 in/8 ft 2 in).. An additional hydraulic cylinder enables the MCS side panel to be easily opened when changing milling drums. This enables MCS BASIC milling drums to be changed even faster.	Standard	2667195	USD	0.00
Electrically switchable sectional water spray bar in the milling drum unit FB2200 (7 ft 3 in). Four areas can be controlled as required from the control panel (automatically controlled with WPT). This significantly reduces water consumption.	Standard	2667199	USD	0.00
Electrically switchable sectional water spray bar in the milling drum assembly FB2500 (8 ft 2 in). Four areas can be controlled as required from the control panel (automatically controlled with WPT). This reduces water consumption enormously.	Option	2667200	USD	2,823.00
Electrically switchable sectional water spray bar in the milling drum assembly FB3500/3800 (11 ft 6 in / 12 ft 6 in). Four areas can be controlled as required from the control panel (automatically controlled with WPT). This reduces water consumption enormously.	Option	2667201	USD	3,434.00
Two wear protection rollers that can be attached to the side plates (left or right). The rollers protect the asphalt, curbs, and other surfaces from damage and prevent excessive wear to the side plates.	Option	2662818	USD	774.00
Mounting aid for lifting out the short primary conveyor when changing the milling unit.	Standard	2685194	USD	0.00
Transport carriage for milling drum units from FB2200 (7 ft 3 in) to FB4400 (14 ft 5 in) to make it easier to change milling drum units and handle them in the workshop or on the job site.	Option	2282163	USD	17,331.00
Milling drum mounting and transport cart for milling drums from FB1500 (4 ft 11 in) to FB2500 (8 ft 2 in)	Option	2312515	USD	6,419.00
Transport roller set consisting of 4 heavy-duty rollers for easy removal of milling units from FB1500 to FB3800 on level surfaces.	Option	2762958	USD	5,211.00
<b>Options for belt conveyor</b>				
VCS – vacuum cutting system on the discharge conveyor for the extraction of fine material particles and water vapor from the sealed milling drum unit.	Standard	2667207	USD	0.00

Signal lights for visual "stop" and "go" instructions for the truck driver without the use of a horn. The signal lights can be folded in hydraulically from the operator's platform.	Option	2598539	USD	4,818.00
Semi-automatic ACTIVE CONVEYOR swing angle control that guides the discharge conveyor in construction site situations where milling is carried out at intersections or roundabouts	Standard	2703705	USD	0.00
Support device for positioning the discharge conveyor on the flat bed truck	Standard	60603	USD	0.00
<b>Additional control unit LEVEL PRO</b>				
Additional 5" control panel for controlling the LEVEL PRO ACTIVE leveling system. Up to two additional control panels can be mounted in the rear lower area of the machines	Option	2598631	USD	2,321.00
<b>Two pieces</b> - Additional 7" control panel that displays the machine control and controls the LEVEL PRO ACTIVE levelling system. Up to two additional control panels can be mounted in the rear lower area of the machines	Standard	2598632	USD	0.00
Additional 2" control panel that can be programmed with up to 16 individually selected functions. Up to two additional control panels can be mounted on the outside railing of the operator's platform	Standard	2598664	USD	0.00
Two additional 2" control panels that can each be programmed with up to 16 individually selected functions. Up to two additional control panels can be mounted on the outside railing of the operator's platform	Option	2767151	USD	3,909.00
User-specific saving of individually adjustable machine settings such as the display configuration or the assignment of favorites buttons. The data can be saved on five different SMART KEY key fobs with tokens.	Standard	2779470	USD	0.00
<b>Leveling</b>				
Extension of the LEVEL PRO ACTIVE levelling system with levelling boom. Premounted and adjustable hydraulic cylinders on the left and right allow the use of a Sonic-Ski sensor that is able to scan a reference object up to 1,900 mm away from the milling edge. During machine transport, the sensor and cables are securely stowed in the corresponding transport boxes.	Option	2667237	USD	10,559.00
<b>Leveling</b>				
Extension of the LEVEL PRO ACTIVE leveling system with one hydraulic cylinder sensor for scanning a reference surface to the right of the milling drum.	Option	2667239	USD	3,067.00

Extension of the LEVEL PRO ACTIVE leveling system with two hydraulic cylinder sensors for scanning a reference surface to the left and the right of the milling drum.	<b>Standard</b>	<b>2667241</b>	<b>USD</b>	<b>0.00</b>
<b>Leveling</b>				
Extension of the LEVEL PRO ACTIVE leveling system with multiplex scanning on the right. Two additional ultrasonic sensors scan reference surfaces in front of and behind the machine. During machine transport, the sensors and cables are securely stowed in a corresponding transport box.	<b>Option</b>	<b>2673212</b>	<b>USD</b>	<b>5,062.00</b>
Extension of the LEVEL PRO ACTIVE leveling system with multiplex scanning on the left and right. Four additional ultrasonic sensors scan reference surfaces in front of and behind the machine. During machine transport, the sensors and cables are securely stowed in a corresponding transport box.	<b>Option</b>	<b>2673213</b>	<b>USD</b>	<b>9,826.00</b>
Extension of the LEVEL PRO ACTIVE leveling system with multiplex scanning on the right. Two additional ultrasonic sensors scan reference surfaces in front of and behind the machine. During machine transport, the sensors and cables are securely stowed in a corresponding transport box. (FB3500/FB3800) (11 ft 6 in / 12 ft 6 in)	<b>Option</b>	<b>2790513</b>	<b>USD</b>	<b>6,284.00</b>
Extension of the LEVEL PRO ACTIVE leveling system with multiplex scanning on the right and left. Four additional ultrasonic sensors scan reference surfaces in front of and behind the machine. During machine transport, the sensors and cables are securely stowed in a corresponding transport box. (FB3500/FB3800) (11 ft 6 in / 12 ft 6 in)	<b>Option</b>	<b>2790514</b>	<b>USD</b>	<b>12,079.00</b>
<b>Leveling</b>				
Extension of the LEVEL PRO ACTIVE leveling system with pre-fitting for 3D milling with machines without a weather canopy. The pre-fitting equipment consists of robust and exactly positioned mounting adapters for a 3D system as well as sensor sockets for connecting the sensors to the LEVEL PRO ACTIVE system.	<b>Option</b>	<b>2667342</b>	<b>USD</b>	<b>8,333.00</b>
Extension of the LEVEL PRO ACTIVE leveling system with pre-fitting for 3D milling with machines with a weather canopy. The pre-fitting equipment consists of robust and exactly positioned mounting adapters for a 3D system as well as sensor sockets for connecting the sensors to the LEVEL PRO ACTIVE system.	<b>Option</b>	<b>2667343</b>	<b>USD</b>	<b>2,076.00</b>

Extension of the LEVEL PRO ACTIVE leveling system with pre-fitting for 3D milling with machines with a cabin. The pre-fitting equipment consists of robust and exactly positioned mounting adapters for a 3D system as well as sensor sockets for connecting the sensors to the LEVEL PRO ACTIVE system.	Option	2667344	USD	5,931.00
Extension of the LEVEL PRO ACTIVE leveling system with two linear laser sensors that can be installed using the pre-fitting equipment for 3D leveling.	Option	2662826	USD	12,635.00
<b>Water system</b>				
Powerful, hydraulically operated high pressure water cleaner with a maximum output of 15 l/min (4 gpm) at a pressure of 150 bar (2175 psi).	Option	2667357	USD	2,497.00
<b>Pick changing aids</b>				
One hydraulically powered pick ejector, including the required electrical and hydraulic connections. Ideal for convenient, fast and low-noise pick changes.	Standard	2745119	USD	0.00
Two hydraulically powered pick ejectors, including the required electrical and hydraulic connections. Ideal for convenient, fast and low-noise pick changes.	Option	2793518	USD	5,971.00
<b>Camera system</b>				
Two-fold camera system with one camera at the discharge conveyor and one camera with a view of the rear area. The camera images are displayed on the standard 7" control panel on the operator's platform.	Option	2673433	USD	2,904.00
Four-fold camera system with an additional 10" control panel for an optimised view of the work processes being executed in front of and behind the machine as well as of the side plates, on the right and left. The camera images are displayed on the 10" control panel on the operator's platform.	Standard	2673434	USD	0.00
Eight-fold camera system with an additional 10" control panel for an optimised view of the work processes being executed in front of and behind the machine, of the side plates on the right and left and of the milled surface behind the milling drum unit. The camera images are displayed on the 10" control panel on the operator's platform.	Option	2673435	USD	10,789.00
<b>Other devices</b>				
Dual starter system for maximum starting reliability with an additional automatic engine stop function that reduces diesel consumption.	Option	2745138	USD	4,818.00

Electrical diesel suction and pressure pump with 7.50 m (24 ft 7 in) suction hose. The machine can be refueled with up to 50 l/min (13 gal/min) from external diesel tanks.	Option	2673456	USD	923.00
License plate holder with LED lighting	Option	2654224	USD	475.00
<b>Documentation</b>				
Additional set of technical documentation - North America country version (US)	Option		USD	81.00

Date: 6/25/2020





## Price list

### W 220 Fi - 2500 mm milling drum

#### Scope of supply – basic machine

- Engine: 6-cylinder diesel engine: CATERPILLAR C18 ATAAC
- Rated power at 1,950 r.p.m.: 597 KW / 801 HP / 812 PS
- Exhaust standard: EU Stage V / US EPA Tier 4f
- Standard milling width: 7 ft 3 in / 2,200 mm
- Maximum milling depth: 1 ft 2 in / 350 mm

#### STANDARD EQUIPMENT

- Base machine with engine
- Machine frame featuring a single wasp waist at the rear right, and a dual wasp waist at the front
- DUAL SHIFT two-speed powershift transmission for efficient engine speeds combined with powerful milling drum speeds.
- Automatic pressure adjustment of the cylinder pump in accordance with performance requirements for reduced diesel consumption
- Hydraulically opening, soundproof engine cowling
- Air compressor system
- Battery-operated hydraulic unit for auxiliary drive
- Two cooling fans to minimize power consumption of the cooling system

#### MILLING DRUM HOUSING

- Adjustment of material depressor contact pressure via the control panel or automatically via the MILL ASSIST feature to reduce chunk formation
- Electrical adjustment of scraper contact pressure via the control panel
- Automatically controlled locking feature of scraper
- Milling drum rotation device with electro-hydraulic milling drum drive for slowly turning the milling drum during pick replacement.
- Single-piece water spray bar in the milling drum unit for reliable pick cooling and to prevent dust development
- Automatic control of the water quantity via the MILL ASSIST feature
- Height adjustment stroke increased by 200 mm to facilitate pick replacement and the exchange of milling drum units
- Pre-fitting to allow the quick exchange of milling drum units.
- Hydraulically lifting side plates, clearance right 450 mm (1 ft 6 in), clearance left 330 mm (1 ft 1 in)

#### LOADING OF MILLED MATERIAL

- Increased conveyor slewing angles of 65° each to the left and right
- Discharge conveyor with adjustable conveying speed and two slewing speeds for precise loading
- Boost feature for a temporary increase of the belt speed and conveying performance of the discharge conveyor by 20%
- Water spray system in the primary conveyor

- Larger conveyor pump for a constant belt speed even at a low engine speed of 1300 rpm

#### **MACHINE CONTROL AND LEVELLING SYSTEM**

- User-friendly control panel including 7" color screen
- LEVEL PRO ACTIVE leveling system with numerous automated and complementary features relieving the operator of a part of his workload
- LEVEL PRO ACTIVE - automatic height control in transport mode
- LEVEL PRO ACTIVE - ramp milling and auto-start feature for the second milling cut
- RAPID SLOPE cross-slope sensor for LEVEL PRO ACTIVE leveling system
- MILL ASSIST assistance system for automatic adjustment of the milling drum speed in accordance with the main area of application and the parameters selected in terms of engine load, advance rate, milling volume and quality of the milling pattern.
- Automatic start-stop feature of the milling drum to reduce diesel consumption
- Comprehensive machine diagnostics on the control panel including, for example, a diagnostic system for the CAN bus
- Voltmeter integrated into the control panel for voltage measurement in the event of a malfunction
- Two control panels for operating functions performed by ground crew

#### **OPERATOR'S PLATFORM**

- Convenient access to the operator's platform, right and left
- Anti-vibration mounted operator's platform across the full width of the machine including fold-out railing, right
- Electrical control cabinet on the operator's platform for optimum accessibility and fast troubleshooting
- Electrical level indicator for the water tank on the external control panels
- Time display on the main control panel and on the exterior control panels
- Two mirrors at the front, one mirror at the rear of the machine

#### **TRACK UNIT AND HEIGHT ADJUSTMENT**

- PTS – automatic alignment of the machine parallel to the pavement surface
- ISC – intelligent track speed control including hydraulic four-track drive
- Fourfold full-floating axle for high machine stability
- High travel speed of up to 88 m / min at low engine speeds (1,350 rpm), reduced diesel consumption and low noise emissions.

#### **MISCELLANEOUS**

- "Welcome" and "Go home" lights feature in the area of the operator's platform and access
- Large storage compartment on the machine for pick containers
- High-pressure water system with automatic on/off function, 261 psi / 18 bar, 17 gal.min / 67 l/min
- Good accessibility to all maintenance points on the engine station
- Pneumatic hammer with pick extractor/insertor
- Large tool kit in lockable tool box
- A total of six EMERGENCY STOP switches in appropriate positions on the machine
- Pre-fitting for installing the WITOS FleetView control unit
- European type certification, EuroTest mark and CE conformity

**List price ex subsidiary Wirtgen America**

**USD**

**936,741.00**

Mandatory Options				
Milling drum housing				
Wear-resistant milling drum housing MCS BASIC FB2500 (8 ft 2 in) with pre-fitting enabling a quick and easy change of the milling drums with varying spacings, without milling drum.	Standard	2782697	USD	0.00
Milling drums / milling units				
Milling drum MCS BASIC with milling width 2500 mm / 8 ft 2 in, milling depth max. 350 mm / 1 ft 2 in, tool spacing 15 mm / 19/32 in, equipped with quick-change toolholder system HT22 and 196 picks. For a wide range of applications, e.g. removal of surface and binder layer, complete removal of road surfaces or concrete milling work.	Standard	2679915	USD	0.00
OPERATOR'S PLATFORM				
Anti-vibration-mounted operator's platform with easy-to-read control panels, functional stand-up seat and a large, lockable storage compartment with a capacity of approx 69 gal / 260 liters	Standard	2700694	USD	0.00
Anti-vibration-mounted operator's platform with easy-to-read control panels, functional stand-up seat and a large, lockable storage compartment with a capacity of approx 69 gal/260 liters. A hydraulically height-adjustable weather canopy with transparent side weather protection elements protects the operator from the wind and weather.	In lieu of 2700694	2700695	USD	15,716.00
Material transport				
Heavy-duty 26 ft 9 in (8,150 mm) long discharge conveyor with 3 ft 3 in (1,000 mm) conveyor belt system and hydraulic folding device to shorten the transport length	Standard	2667116	USD	0.00
Robust 26 ft 9 in / 8,150 mm long discharge conveyor with conveyor belt system 3 ft 3 in / 1,000 mm	Option	2718941	USD	-13,694.00
Water tank filling				
Additional water tank filling from the rear of the machine using a shut-off cock.	Standard	2667152	USD	0.00
Additional water tank filling from the rear of the machine with a powerful, hydraulically operated filler pump	Option	2667153	USD	3,827.00
Paint				
Film coating in cream RAL 9001 with orange stripes. The entire base of the machine is covered in a slate grey RAL 7015 film coating.	Standard	2700380	USD	0.00

The film coating is applied in RAL colors and design according to the customer's wishes. Film coating provides protection against mechanical and weather-related damage and can be removed without leaving any marks, if required	In lieu of 2700380	2700381	USD	1,126.00
<b>Technical documentation</b>				
Technical documentation - North America country version (US)	Standard	2456347	USD	0.00
<b>Service documentation</b>				
Spare part and application documentation English (EN)	Standard	2456404	USD	0.00
<b>Telematics</b>				
WITOS FleetView (mobile phone standard 3, 4G) includes a control unit (TCU) with a GPS receiver and the usage rights for the web application WITOS FleetView. The web access function offers a compact overview of the machine status including consumption data, working times, position data, error messages and service intervals. (The actual amount of data available depends on the machine type). The availability of WITOS FleetView is guaranteed for 3 years from the date of delivery.	Standard	2770403	USD	0.00
The WIRTGEN PERFORMANCE TRACKER WPT is a laser and satellite-supported measuring system for precise milling performance determination for machines with FB2000, FB 220 or FB2500 without a weather canopy or with an operator's cabin. Two laser scanners measure the actual milling width and milling depth over the distance of the milling path. The milling performance results are automatically sent to the corresponding users via the WITOS interface with precise GPS machine position data and consumption data such as diesel consumption, water consumption, tool consumption and truck loads, in an evaluation and then by e-mail. The milling performance reports that include an image of the milling position can also be used as an allowance report. The usability of WITOS hardware components for the existing mobile radio standard is guaranteed for 3 years from the date of delivery.	Option	2787665	USD	47,066.00
<b>Machine lighting</b>				
Extended lighting system consisting of 21 extremely powerful LED working lights for optimum illumination of the working area. Total light output of the working lights is approx. 43,600 lumens	Standard	2667172	USD	0.00

Extended lighting system consisting of 21 extremely powerful LED working lights for optimum illumination of the working area. Total light output of the working lights is approximately 43,600 lumens. The additional lighting balloon is powered via the machine's 24V electrical power supply and achieves an additional light output of 50,000 lumens	In lieu of <b>2667172</b>	<b>2667173</b>	<b>USD</b>	<b>4,723.00</b>
<b>Equipment Options</b>				
<b>Additional weight</b>				
Two additional weights located at the rear of the machine with a total weight of 1.500 kg (3,307 lbs) for individual machine ballasting. The individual weights, each weighing 750 kg (1,653 lbs), can be easily and quickly inserted and fastened to the rear of the machine.	<b>Option</b>	<b>2667175</b>	<b>USD</b>	<b>6,609.00</b>
<b>Additional weight</b>				
Large, generously sized storage compartment for 72 pick containers at the rear of the machine instead of the standard storage compartment. The storage compartment is lockable, splash-proof and additionally contains a completely sealed area to safely store electronic components, such as levelling sensors or pick ejectors	<b>Option</b>	<b>2667177</b>	<b>USD</b>	<b>3,149.00</b>
Storage compartment close to both rear track units for 10 pick containers	<b>Standard</b>	<b>2700383</b>	<b>USD</b>	<b>0.00</b>
<b>Equipment operator's platform</b>				
A powerful hot-air heating system with intelligently arranged air vents close to the operator's hands and feet offers maximum comfort on the operator's platform	<b>Option</b>	<b>2745118</b>	<b>USD</b>	<b>3,800.00</b>
Operator's platform equipped with a height-adjustable stand-up seat for greater operator comfort	<b>Standard</b>	<b>2688479</b>	<b>USD</b>	<b>0.00</b>
<b>Milling drum assembly options</b>				
The actual milling depth is determined by calculating the difference in readings from sensors on the side plate and sensors on the scraper. The actual milling depth is displayed on the LEVEL PRO ACTIVE panel.	<b>Standard</b>	<b>2598665</b>	<b>USD</b>	<b>1,045.00</b>
Overload sensors automatically lift the scraper whenever obstacles are detected that could damage the scraper.	<b>Option</b>	<b>2667192</b>	<b>USD</b>	<b>1,574.00</b>
Active floating position for the side plates on the left and right by continuously adjusting the milling depth and position of the plates. If necessary, the side plates can be briefly raised to prevent them from sinking into the soft ground.	<b>Standard</b>	<b>2598531</b>	<b>USD</b>	<b>0.00</b>

Extension of MCS BASIC with one hydraulically opening side panel on the milling drum unit FB2200/FB2500 (7 ft 3 in/8 ft 2 in).. An additional hydraulic cylinder enables the MCS side panel to be easily opened when changing milling drums. This enables MCS BASIC milling drums to be changed even faster.	Standard	2667195	USD	0.00
Electrically switchable sectional water spray bar in the milling drum assembly FB2500 (8 ft 2 in). Four areas can be controlled as required from the control panel (automatically controlled with WPT). This reduces water consumption enormously.	Standard	2667200	USD	0.00
Two wear protection rollers that can be attached to the side plates (left or right). The rollers protect the asphalt, curbs, and other surfaces from damage and prevent excessive wear to the side plates.	Option	2662818	USD	774.00
Mounting aid for lifting out the short primary conveyor when changing the milling unit.	Standard	2685194	USD	0.00
Transport carriage for milling drum units from FB2200 (7 ft 3 in) to FB4400 (14 ft 5 in) to make it easier to change milling drum units and handle them in the workshop or on the job site.	Option	2282163	USD	17,331.00
Milling drum mounting and transport cart for milling drums from FB1500 (4 ft 11 in) to FB2500 (8 ft 2 in)	Option	2312515	USD	6,419.00
Transport roller set consisting of 4 heavy-duty rollers for easy removal of milling units from FB1500 to FB3800 on level surfaces.	Option	2762958	USD	5,211.00
<b>Options for belt conveyor</b>				
VCS – vacuum cutting system on the discharge conveyor for the extraction of fine material particles and water vapor from the sealed milling drum unit.	Standard	2667207	USD	0.00
Signal lights for visual "stop" and "go" instructions for the truck driver without the use of a horn. The signal lights can be folded in hydraulically from the operator's platform.	Option	2598539	USD	4,818.00
Semi-automatic ACTIVE CONVEYOR swing angle control that guides the discharge conveyor in construction site situations where milling is carried out at intersections or roundabouts	Standard	2703705	USD	0.00
Support device for positioning the discharge conveyor on the flat bed truck	Standard	60603	USD	0.00

<b>Additional control unit LEVEL PRO</b>				
Additional 5" control panel for controlling the LEVEL PRO ACTIVE leveling system. Up to two additional control panels can be mounted in the rear lower area of the machines	Option	2598631	USD	2,321.00
<b>Two pieces</b> - Additional 7" control panel that displays the machine control and controls the LEVEL PRO ACTIVE levelling system. Up to two additional control panels can be mounted in the rear lower area of the machines	Standard	2598632	USD	0.00
Additional 2" control panel that can be programmed with up to 16 individually selected functions. Up to two additional control panels can be mounted on the outside railing of the operator's platform	Standard	2598664	USD	0.00
Two additional 2" control panels that can each be programmed with up to 16 individually selected functions. Up to two additional control panels can be mounted on the outside railing of the operator's platform	Option	2767151	USD	3,909.00
User-specific saving of individually adjustable machine settings such as the display configuration or the assignment of favorites buttons. The data can be saved on five different SMART KEY key fobs with tokens.	Standard	2779470	USD	0.00
<b>Leveling</b>				
Extension of the LEVEL PRO ACTIVE levelling system with levelling boom. Premounted and adjustable hydraulic cylinders on the left and right allow the use of a Sonic-Ski sensor that is able to scan a reference object up to 1,900 mm away from the milling edge. During machine transport, the sensor and cables are securely stowed in the corresponding transport boxes.	Option	2667237	USD	10,559.00
<b>Leveling</b>				
Extension of the LEVEL PRO ACTIVE leveling system with one hydraulic cylinder sensor for scanning a reference surface to the right of the milling drum.	Option	2667239	USD	3,067.00
Extension of the LEVEL PRO ACTIVE leveling system with two hydraulic cylinder sensors for scanning a reference surface to the left and the right of the milling drum.	Standard	2667241	USD	0.00
<b>Leveling</b>				
Extension of the LEVEL PRO ACTIVE leveling system with multiplex scanning on the right. Two additional ultrasonic sensors scan reference surfaces in front of and behind the machine. During machine transport, the sensors and cables are securely stowed in a corresponding transport box.	Option	2673212	USD	5,062.00

Extension of the LEVEL PRO ACTIVE leveling system with multiplex scanning on the left and right. Four additional ultrasonic sensors scan reference surfaces in front of and behind the machine. During machine transport, the sensors and cables are securely stowed in a corresponding transport box.	Option	2673213	USD	9,826.00
Extension of the LEVEL PRO ACTIVE leveling system with multiplex scanning on the right. Two additional ultrasonic sensors scan reference surfaces in front of and behind the machine. During machine transport, the sensors and cables are securely stowed in a corresponding transport box. (FB3500/FB3800) (11 ft 6 in / 12 ft 6 in)	Option	2790513	USD	6,284.00
Extension of the LEVEL PRO ACTIVE leveling system with multiplex scanning on the right and left. Four additional ultrasonic sensors scan reference surfaces in front of and behind the machine. During machine transport, the sensors and cables are securely stowed in a corresponding transport box. (FB3500/FB3800) (11 ft 6 in / 12 ft 6 in)	Option	2790514	USD	12,079.00
<b>Leveling</b>				
Extension of the LEVEL PRO ACTIVE leveling system with pre-fitting for 3D milling with machines without a weather canopy. The pre-fitting equipment consists of robust and exactly positioned mounting adapters for a 3D system as well as sensor sockets for connecting the sensors to the LEVEL PRO ACTIVE system.	Option	2667342	USD	8,333.00
Extension of the LEVEL PRO ACTIVE leveling system with pre-fitting for 3D milling with machines with a weather canopy. The pre-fitting equipment consists of robust and exactly positioned mounting adapters for a 3D system as well as sensor sockets for connecting the sensors to the LEVEL PRO ACTIVE system.	Option	2667343	USD	2,076.00
Extension of the LEVEL PRO ACTIVE leveling system with pre-fitting for 3D milling with machines with a cabin. The pre-fitting equipment consists of robust and exactly positioned mounting adapters for a 3D system as well as sensor sockets for connecting the sensors to the LEVEL PRO ACTIVE system.	Option	2667344	USD	5,931.00
Extension of the LEVEL PRO ACTIVE leveling system with two linear laser sensors that can be installed using the pre-fitting equipment for 3D leveling.	Option	2662826	USD	12,635.00
<b>Water system</b>				
Powerful, hydraulically operated high pressure water cleaner with a maximum output of 15 l/min (4 gpm) at a pressure of 150 bar (2175 psi).	Option	2667357	USD	2,497.00
<b>Pick changing aids</b>				



One hydraulically powered pick ejector, including the required electrical and hydraulic connections. Ideal for convenient, fast and low-noise pick changes.	Standard	2745119	USD	0.00
Two hydraulically powered pick ejectors, including the required electrical and hydraulic connections. Ideal for convenient, fast and low-noise pick changes.	Option	2793518	USD	5,971.00
<b>Camera system</b>				
Two-fold camera system with one camera at the discharge conveyor and one camera with a view of the rear area. The camera images are displayed on the standard 7" control panel on the operator's platform.	Option	2673433	USD	2,904.00
Four-fold camera system with an additional 10" control panel for an optimised view of the work processes being executed in front of and behind the machine as well as of the side plates, on the right and left. The camera images are displayed on the 10" control panel on the operator's platform.	Standard	2673434	USD	0.00
Eight-fold camera system with an additional 10" control panel for an optimised view of the work processes being executed in front of and behind the machine, of the side plates on the right and left and of the milled surface behind the milling drum unit. The camera images are displayed on the 10" control panel on the operator's platform.	Option	2673435	USD	10,789.00
<b>Other devices</b>				
Dual starter system for maximum starting reliability with an additional automatic engine stop function that reduces diesel consumption.	Option	2745138	USD	4,818.00
Electrical diesel suction and pressure pump with 7.50 m (24 ft 7 in) suction hose. The machine can be refueled with up to 50 l/min (13 gal/min) from external diesel tanks.	Option	2673456	USD	923.00
License plate holder with LED lighting	Option	2654224	USD	475.00
<b>Documentation</b>				
Additional set of technical documentation - North America country version (US)	Option		USD	81.00

Date: 6/25/2020

**Price list****W 250i - 2200 mm****Scope of supply – basic machine**

- Engine: 2x 6-cylinder diesel engines type Cummins QSX15 and QSL 9
- Rated engine power 2100 r.p.m.: 730 kW / 979 HP / 993 PS
- Exhaust standard: EU Stage 4 / US Tier 4f
- Standard milling width: 7 ft 3 in / 2,200 mm
- Theoretical milling depth: 1 ft 2 in / 350 mm

**STANDARD EQUIPMENT**

- Basic machine with engine
- Machine chassis with double-sided wasp waist
- Hydraulically opening, soundproof engine cowling
- Air compressor system
- Battery-operated hydraulic unit for auxiliary drive
- Cooling system with temperature-controlled fan speed
- Large storage compartments for pick containers

**MILLING DRUM HOUSING**

- Three milling drum rotation speeds with electric on/off function 105 r.p.m. - 94 r.p.m. - 84 r.p.m.
- Hydraulic material depressor with conveyor lifting function
- Hydraulically movable and positionable scraper plate with automatic locking
- Hydraulically lifting side plate, right clearance 1 ft 6 in / 450 mm and left clearance 1 ft 2 in / 350 mm
- Two water sprinkling strips in the milling drum unit with separate on/off function

**LOADING OF MILLED MATERIAL**

- Conveyor system with manually or automatically adjustable conveying speed
- Water spray system in the primary conveyor
- Slewing angle discharge conveyor  $\pm 60^\circ$

**MACHINE CONTROL AND LEVELLING SYSTEM**

- Multi-function control display showing important machine operating conditions
- Comprehensive machine diagnostics on the machine's control screen
- Milling power control with automatic on/off function
- Two exterior panels for operating functions by ground crew
- LEVEL PRO PLUS leveling system right and left
- RAPID SLOPE cross-slope sensor for LEVEL PRO ACTIVE leveling system

**OPERATOR'S PLATFORM**

- Fully anti-vibration mounted operator's platform
- Convenient, individually adjustable control panel
- Convenient access to the operator's platform, right and left
- Lockable control panel covers
- Two mirrors front, one mirror middle and one mirror in rear area of the machine

#### **CHASSIS AND HEIGHT ADJUSTMENT**

- PTS – automatic alignment of the machine parallel to the pavement surface
- ISC – intelligent track speed control including hydraulic four-track drive
- Fourfold full-floating axle for high machine stability
- Freely selectable steering functions for the four-track steering
- Extremely wear-resistant, two-part EPS Plus polyurethane track pads

#### **MISCELLANEOUS**

- Lighting system including 3 halogen floodlights and 4 LED lights in the area of the milling unit
- "Welcome" and "Go home" lights feature including LED lighting in the area of the operator's platform and access
- Comprehensive toolkit in lockable toolbox
- A total of six EMERGENCY STOP switches in appropriate positions on the machine
- High-pressure water system with automatic on/off function, 261 psi / 18 bar, 17 gal.min / 67 l/min
- Pre-fitting for installing the WITOS FleetView control unit
- European design type certification, EuroTest mark and CE conformity

**List price ex subsidiary Wirtgen America**

**USD 1,003,906.00**

<b>Mandatory Options</b>				
<b>Milling drum housing</b>				
Wear-resistant milling drum housing FB2200 (7 ft 3 in) without milling drum	Standard	2473272	USD	0.00
<b>Milling drums / milling units</b>				
Multi-part FCS milling drum with milling width of 2,200 mm / 7 ft 3 in, milling depth of max. 350 mm / 1 ft 2 in, tool spacing of 15 mm / 19/32 in, equipped with HT22 toolholder system and 206 picks. For a wide range of applications, e.g. removal of surface course and binder layer, complete removal of road surfaces or concrete milling work.	Standard	2309345	USD	0.00
<b>Operator's platform</b>				
Flexibly mounted operator's platform with clearly laid-out control panel and control display as well as a large storage compartment (approx. 250 l / 66 gal) on the operator's platform and single standing seats on the right and left. The storage compartment has a variable, removable false floor and a lockable lid which can also be used as a seat. It is used for storing tools, pick elements, a toolbox, etc.	Option	2488409	USD	3,026.00
Flexibly mounted operator's platform with clear control panels and control display as well as comfortable adjustable operator's seats right and left.	Standard	2465733	USD	0.00
Operator's platform in "Operator Comfort System" version, consisting of movable and fully air-conditioned comfort cab with air-sprung operator's seat, 6-way camera system, joystick machine control and radio. An integrated intercom provides good communication with the second machine operator.	Option	2465734	USD	87,074.00
<b>Operator's platform</b>				
Complete mirror set: two mirrors front, one mirror middle and one mirror on rear of the machine	Standard	2105659	USD	0.00
Complete mirror set, partial from operator's platform electrically folding as well as additionally heated and with truck stop and go indication	Option	2105660	USD	5,293.00
<b>Material transport</b>				
Robust 26 ft 9 in / 8,150 mm long discharge conveyor with conveyor belt system 3 ft 7 in / 1,100 mm and hydraulic folding device for shortening the transport length	Standard	2465982	USD	0.00
<b>Water tank filling</b>				
Additional water tank filling from the rear of the machine using a stopcock.	Standard	2466094	USD	0.00
Additional water tank filling from the rear of the machine with a powerful, hydraulically operated filling pump.	Option	2465765	USD	3,447.00

<b>Paint</b>				
Painting in cream RAL 9001 with orange stripes. The complete lower part of the machine is painted in slate grey RAL 7015.	Standard	2465983	USD	0.00
Monocolor special painting. Cream white color is replaced by a special color (RAL according to customer). The complete lower part of the machine is painted in slate grey RAL 7015.	Option	2465985	USD	2,334.00
<b>Technical documentation</b>				
Technical documentation - North America country version (US)	Standard	2456347	USD	0.00
<b>Service documentation</b>				
Spare part and application documentation English (EN)	Standard	2456404	USD	0.00
<b>Warranty</b>				
Standard warranty 12 months or 1000 engine operational hours	Standard	100772	USD	0.00
<b>Telematics</b>				
WITOS FleetView includes a control unit (TCU) with a GPS receiver and the usage rights for the web application WITOS FleetView. The web access function offers a compact overview of the machine status including consumption data, working times, position data, error messages and service intervals. (The actual amount of data available depends on the machine type). The availability of WITOS FleetView is guaranteed for 3 years from the date of delivery.	Standard	2483436	USD	0.00
<b>Machine lighting</b>				
Halogen lighting system 24 V. Consisting of 6 additional halogen working lights for illuminating the working area. The light output is approx. 1,750 lumens per headlight. Including 3 rotary beacons.	Standard	2346607	USD	0.00
Powerful LED lighting system 24 V. Consisting of 6 additional LED working lights for optimum illumination of the working area. LED working lights are extremely bright, shock-resistant and durable. The light output is approx. 3,000 lumens per headlight (halogen approx. 1,750 lumens). Including 3 LED rotary beacons.	Option	2346608	USD	4,085.00
<b>Equipment Options</b>				
<b>Additional weight</b>				
Large sized storage compartment for 34 pick containers mounted on the rear of the machine instead of the standard storage compartment.	Option	2474988	USD	3,257.00

<b>Exhaust air filter</b>				
VCS - Vacuum Cutting System on the discharge conveyor, for extraction of fine material particles and water vapor from the sealed milling unit.	Standard	2125949	USD	0.00
VCS extraction system on the discharge double conveyor, for extraction of fine material particles and water vapor from the sealed milling unit.	Option	2488858	USD	8,251.00
<b>Equipment operator's platform</b>				
Operator's platform equipped with weather canopy including windscreen and rear window. The canopy is equipped with extensions on both sides and protects the entire operator's platform from rain and sunlight. The canopy itself is made of highly durable GFRP and the windscreen and rear window are scratch-resistant laminated protective glass. The canopy can be folded up electrohydraulically to facilitate machine transport.	Option	2492943	USD	14,304.00
Hot air heating in the footwell area of the operator's platform	Option	2174234	USD	1,696.00
<b>Device for milling drum change</b>				
Transport carriage for milling drum units from FB2200 (7 ft 3 in) to FB4400 (14 ft 5 in), for simplified milling drum unit change and handling in the workshop or the field.	Option	2282163	USD	16,964.00
Milling drum mounting and transport carriage FB1500 (4 ft 11 in) to FB2500 (8 ft 2 in)	Option	2312515	USD	6,284.00
<b>Cold-start device</b>				
Electric preheating of the fuel filter for maintaining free-flow properties of the fuel at low outside temperatures. Used for ensuring operating capability at temperatures below 32 degrees Fahrenheit / 0 degrees Celsius.	Option	2466044	USD	1,330.00
<b>Options for belt conveyor</b>				
Support device for putting the discharge conveyor on the low-loader.	Standard	60603	USD	0.00
<b>Leveling</b>				
Expansion leveling system for scanning ahead of the milling drum right, with hydraulic sensor, connection cable and holder. (Can also be mounted on left)	Standard	2125960	USD	0.00
Expansion leveling system for scanning ahead of the milling drum right and left, with hydraulic sensor, connection cable and holder	Option	2125961	USD	5,591.00

<b>Additional control unit LEVEL PRO</b>				
Expansion LEVEL PRO with an additional operating display, including required connection cable	Standard	2137348	USD	0.00
<b>Leveling</b>				
Pre-fitting for multiplex system comprising 4 sensors sockets for expanding the leveling system with one or two multiplex systems. Permits trouble-free connection of at most 2 multiplex sensors per machine side at a later point.	Standard	2436230	USD	0.00
Expansion leveling system for multiplex system package 3-way right, including 2 x ultrasonic sensors, connection cable and holder	Option	2487117	USD	3,026.00
Expansion of leveling system to make multiplex system package 3-way right and 3-way left, including 4 x ultrasonic sensors, connection cable and holder	Option	2487127	USD	6,392.00
<b>Water system</b>				
Powerful, hydraulically operated high-pressure water cleaner with a maximum performance of 15 l/min (4 gpm) at 150 bar (2175 psi) pressure.	Option	2125975	USD	2,443.00
<b>Pick changing aids</b>				
Milling drum rotation device with electro-hydraulic milling drum drive for slowly turning the milling drum during pick replacement. The diesel engine can be switched off in this case.	Standard	2125977	USD	0.00
Hydraulically driven pick extractor with holder and corresponding electrical and hydraulic connectors. Ideal for a convenient, fast and quiet cutting tool replacement.	Option	2178052	USD	3,461.00
Pneumatic hammer with two pick extractor and inserter tools each as well as 5.00 m / 16 ft 5 in hose.	Standard	2137372	USD	0.00
Fold-open seats on the rear track units for the pick change, with integrated storage compartment for pick change tools and 4 pick containers	Standard	2105678	USD	0.00
<b>Diesel tank filling systems</b>				
Electrically operated diesel suction and pressure pump for the diesel tank filling with 5.00 m suction hose.	Option	2125976	USD	896.00

<b>Wirtgen information and diagnostic system</b>				
The actual milling depth is measured by a differential method between sensors on the side plate and sensors on the scraper. The actual milling depth is displayed in the Info menu of the LEVEL PRO display.	<b>Standard</b>	<b>2219502</b>	<b>USD</b>	<b>0.00</b>
<b>Camera system</b>				
Monitor system as maneuvering aid with 2 cameras. Each of these shows the area behind the machine as well as the area in front of the loading conveyor. The camera images are displayed on the machine control display.	<b>Standard</b>	<b>2526011</b>	<b>USD</b>	<b>0.00</b>
Extensive monitor system consisting of a total of 6 cameras and an additional monitor. Cameras 1 and 2 show the areas behind the machine as well as ahead of the load belt, and thus facilitate maneuvering and loading. Cameras 3-6 show the area in front of the milling drum unit, the milled area behind the milling unit as well as the side plate and the front right and left chassis units, thereby facilitating the working process. Camera images 1-2 are displayed in the machine control display, camera images 3-6 are output on the additional monitor.	<b>Option</b>	<b>2530073</b>	<b>USD</b>	<b>9,364.00</b>
<b>Other devices</b>				
License plate holder with LED lighting to comply with country-specific regulations.	<b>Option</b>	<b>2658169</b>	<b>USD</b>	<b>434.00</b>
<b>Documentation</b>				
Additional set of technical documentation - North America country version (US)	<b>Option</b>		<b>USD</b>	<b>81.00</b>
<sup>1</sup> Option must be ordered from headquarters.				
Date: 3/6/2019				





## Price list

### W 250i - 3800 mm

#### Scope of supply – basic machine

- Engine: 2x 6-cylinder diesel engines type Cummins QSX15 and QSL 9
- Rated engine power 2100 r.p.m.: 730 kW / 979 HP / 993 PS
- Exhaust standard: EU Stage 4 / US Tier 4f
- Standard milling width: 7 ft 3 in / 2,200 mm
- Theoretical milling depth: 1 ft 2 in / 350 mm

#### STANDARD EQUIPMENT

- Basic machine with engine
- Machine chassis with double-sided wasp waist
- Hydraulically opening, soundproof engine cowl
- Air compressor system
- Battery-operated hydraulic unit for auxiliary drive
- Cooling system with temperature-controlled fan speed
- Large storage compartments for pick containers

#### MILLING DRUM HOUSING

- Three milling drum rotation speeds with electric on/off function 105 r.p.m. - 94 r.p.m. - 84 r.p.m.
- Hydraulic material depressor with conveyor lifting function
- Hydraulically movable and positionable scraper plate with automatic locking
- Hydraulically lifting side plate, right clearance 1 ft 6 in / 450 mm and left clearance 1 ft 2 in / 350 mm
- Two water sprinkling strips in the milling drum unit with separate on/off function

#### LOADING OF MILLED MATERIAL

- Conveyor system with manually or automatically adjustable conveying speed
- Water spray system in the primary conveyor
- Slewing angle discharge conveyor  $\pm 60^\circ$

#### MACHINE CONTROL AND LEVELLING SYSTEM

- Multi-function control display showing important machine operating conditions
- Comprehensive machine diagnostics on the machine's control screen
- Milling power control with automatic on/off function
- Two exterior panels for operating functions by ground crew
- LEVEL PRO PLUS leveling system right and left
- RAPID SLOPE cross-slope sensor for LEVEL PRO ACTIVE leveling system

#### OPERATOR'S PLATFORM

- Fully anti-vibration mounted operator's platform

- Convenient, individually adjustable control panel
- Convenient access to the operator's platform, right and left
- Lockable control panel covers
- Two mirrors front, one mirror middle and one mirror in rear area of the machine

#### **CHASSIS AND HEIGHT ADJUSTMENT**

- PTS – automatic alignment of the machine parallel to the pavement surface
- ISC – intelligent track speed control including hydraulic four-track drive
- Fourfold full-floating axle for high machine stability
- Freely selectable steering functions for the four-track steering
- Extremely wear-resistant, two-part EPS Plus polyurethane track pads

#### **MISCELLANEOUS**

- Lighting system including 3 halogen floodlights and 4 LED lights in the area of the milling unit
- "Welcome" and "Go home" lights feature including LED lighting in the area of the operator's platform and access
- Comprehensive toolkit in lockable toolbox
- A total of six EMERGENCY STOP switches in appropriate positions on the machine
- High-pressure water system with automatic on/off function, 261 psi / 18 bar, 17 gal.min / 67 l/min
- Pre-fitting for installing the WITOS FleetView control unit
- European design type certification, EuroTest mark and CE conformity

**List price ex subsidiary Wirtgen America**

**USD 1,125,696.00**

Mandatory Options				
Milling drum housing				
Wear-resistant milling drum housing FB3800 MCS EXTEND, without a milling drum, designed to be converted to other milling widths.	Standard	2473279	USD	0.00
Milling drums / milling units				
Multi-part FCS milling drum with milling width of 3,800 mm / 149 39/64 in, milling depth of max. 350 mm / 1 ft 2 in, tool spacing of 15 mm / 19/32 in, equipped with HT22 toolholder system and 314 picks. For a wide range of applications, e.g. removal of surface and binder layer, complete removal of road surfaces or concrete milling work.	Standard	2309342	USD	0.00
Operator's platform				
Flexibly mounted operator's platform with clearly laid out control panel and control display as well as a large storage compartment (approx. 250 l / 66 gal) on the operator's platform and single standing seats on the right and left. The storage compartment has a variable, removable false floor and a lockable lid which can also be used as a seat. It is used for storing tools, pick elements, a toolbox, etc.	Option	2488409	USD	3,026.00
Flexibly mounted operator's platform with clear control panels and control display as well as comfortable adjustable operator's seats right and left.	Standard	2465733	USD	0.00
Operator's platform in "Operator Comfort System" version, consisting of movable and fully air-conditioned comfort cab with air-sprung operator's seat, 6-way camera system, joystick machine control and radio. An integrated intercom provides good communication with the second machine operator.	Option	2465734	USD	87,074.00
Operator's platform				
Complete mirror set: two mirrors front, one mirror middle and one mirror on rear of the machine	Standard	2105659	USD	0.00
Complete mirror set, partial from operator's platform electrically folding as well as additionally heated and with truck stop and go indication	Option	2105660	USD	5,293.00
Material transport				
Robust 26 ft 9 in / 8,150 mm long discharge conveyor with conveyor belt system 3 ft 7 in / 1,100 mm and hydraulic folding device for shortening the transport length	Standard	2465982	USD	0.00
Water tank filling				
Additional water tank filling from the rear of the machine using a stopcock.	Standard	2466094	USD	0.00
Additional water tank filling from the rear of the machine with a powerful, hydraulically operated filling pump.	Option	2465765	USD	3,447.00

<b>Paint</b>				
Painting in cream RAL 9001 with orange stripes. The complete lower part of the machine is painted in slate grey RAL 7015.	Standard	2465983	USD	0.00
Monocolor special painting. Cream white color is replaced by a special color (RAL according to customer). The complete lower part of the machine is painted in slate grey RAL 7015.	Option	2465985	USD	2,334.00
<b>Technical documentation</b>				
Technical documentation - North America country version (US)	Standard	2456347	USD	0.00
<b>Service documentation</b>				
Spare part and application documentation English (EN)	Standard	2456404	USD	0.00
<b>Warranty</b>				
Standard warranty 12 months or 1000 engine operational hours	Standard	100772	USD	0.00
<b>Telematics</b>				
WITOS FleetView includes a control unit (TCU) with a GPS receiver and the usage rights for the web application WITOS FleetView. The web access function offers a compact overview of the machine status including consumption data, working times, position data, error messages and service intervals. (The actual amount of data available depends on the machine type). The availability of WITOS FleetView is guaranteed for 3 years from the date of delivery.	Standard	2483436	USD	0.00
<b>Machine lighting</b>				
Halogen lighting system 24 V. Consisting of 6 additional halogen working lights for illuminating the working area. The light output is approx. 1,750 lumens per headlight. Including 3 rotary beacons.	Standard	2346607	USD	0.00
Powerful LED lighting system 24 V. Consisting of 6 additional LED working lights for optimum illumination of the working area. LED working lights are extremely bright, shock-resistant and durable. The light output is approx. 3,000 lumens per headlight (halogen approx. 1,750 lumens). Including 3 LED rotary beacons.	Option	2346608	USD	4,085.00
<b>Equipment Options</b>				
<b>Additional weight</b>				
Large sized storage compartment for 34 pick containers mounted on the rear of the machine instead of the standard storage compartment.	Option	2474988	USD	3,257.00
<b>Exhaust air filter</b>				
VCS - Vacuum Cutting System on the discharge conveyor, for extraction of fine material particles and water vapor from the sealed milling unit.	Standard	2125949	USD	0.00
VCS extraction system on the discharge double conveyor, for extraction of fine material particles and water vapor from the sealed milling unit.	Option	2488858	USD	8,251.00

<b>Equipment operator's platform</b>				
Operator's platform equipped with weather canopy including windscreen and rear window. The canopy is equipped with extensions on both sides and protects the entire operator's platform from rain and sunlight. The canopy itself is made of highly durable GFRP and the windscreen and rear window are scratch-resistant laminated protective glass. The canopy can be folded up electrohydraulically to facilitate machine transport.	Option	2492943	USD	14,304.00
Hot air heating in the footwell area of the operator's platform	Option	2174234	USD	1,696.00
<b>Device for milling drum change</b>				
Transport carriage for milling drum units from FB2200 (7 ft 3 in) to FB4400 (14 ft 5 in), for simplified milling drum unit change and handling in the workshop or the field.	Option	2282163	USD	16,964.00
Milling drum mounting and transport carriage FB1500 (4 ft 11 in) to FB2500 (8 ft 2 in)	Option	2312515	USD	6,284.00
<b>Cold-start device</b>				
Electric preheating of the fuel filter for maintaining free-flow properties of the fuel at low outside temperatures. Used for ensuring operating capability at temperatures below 32 degrees Fahrenheit / 0 degrees Celsius.	Option	2466044	USD	1,330.00
<b>Options for belt conveyor</b>				
Support device for putting the discharge conveyor on the low-loader.	Standard	60603	USD	0.00
<b>Leveling</b>				
Expansion leveling system for scanning ahead of the milling drum right, with hydraulic sensor, connection cable and holder. (Can also be mounted on left)	Standard	2125960	USD	0.00
Expansion leveling system for scanning ahead of the milling drum right and left, with hydraulic sensor, connection cable and holder	Option	2125961	USD	5,591.00
<b>Additional control unit LEVEL PRO</b>				
Expansion LEVEL PRO with an additional operating display, including required connection cable	Standard	2137348	USD	0.00

<b>Leveling</b>				
Pre-fitting for multiplex system comprising 4 sensors sockets for expanding the leveling system with one or two multiplex systems. Permits trouble-free connection of at most 2 multiplex sensors per machine side at a later point.	Standard	2436230	USD	0.00
Expansion leveling system for multiplex system package 3-way right, including 2 x ultrasonic sensors, connection cable and holder	Option	2487117	USD	3,026.00
Expansion of leveling system to make multiplex system package 3-way right and 3-way left, including 4 x ultrasonic sensors, connection cable and holder	Option	2487127	USD	6,392.00
<b>Water system</b>				
Powerful, hydraulically operated high-pressure water cleaner with a maximum performance of 15 l/min (4 gpm) at 150 bar (2175 psi) pressure.	Option	2125975	USD	2,443.00
<b>Pick changing aids</b>				
Milling drum rotation device for the XXL milling drum unit with electro-hydraulic milling drum drive for slowly turning the milling drum in the pick change. The diesel engine can be switched off in this case.	Standard	2125978	USD	0.00
Hydraulically driven pick extractor with holder and corresponding electrical and hydraulic connectors. Ideal for a convenient, fast and quiet cutting tool replacement.	Option	2178052	USD	3,461.00
Pneumatic hammer with two pick extractor and inserter tools each as well as 5.00 m / 16 ft 5 in hose.	Standard	2137372	USD	0.00
Fold-open seats on the rear track units for the pick change, with integrated storage compartment for pick change tools and 4 pick containers	Standard	2105678	USD	0.00
<b>Diesel tank filling systems</b>				
Electrically operated diesel suction and pressure pump for the diesel tank filling with 5.00 m suction hose.	Option	2125976	USD	896.00
<b>Wirtgen information and diagnostic system</b>				
The actual milling depth is measured by a differential method between sensors on the side plate and sensors on the scraper. The actual milling depth is displayed in the Info menu of the LEVEL PRO display.	Standard	2219502	USD	0.00

<b>Camera system</b>				
Monitor system as maneuvering aid with 2 cameras. Each of these shows the area behind the machine as well as the area in front of the loading conveyor. The camera images are displayed on the machine control display.	<b>Standard</b>	<b>2526011</b>	<b>USD</b>	<b>0.00</b>
Extensive monitor system consisting of a total of 6 cameras and an additional monitor. Cameras 1 and 2 show the areas behind the machine as well as ahead of the load belt, and thus facilitate maneuvering and loading. Cameras 3-6 show the area in front of the milling drum unit, the milled area behind the milling unit as well as the side plate and the front right and left chassis units, thereby facilitating the working process. Camera images 1-2 are displayed in the machine control display, camera images 3-6 are output on the additional monitor.	<b>Option</b>	<b>2530073</b>	<b>USD</b>	<b>9,364.00</b>
<b>Other devices</b>				
License plate holder with LED lighting to comply with country-specific regulations.	<b>Option</b>	<b>2658169</b>	<b>USD</b>	<b>434.00</b>
<b>Documentation</b>				
Additional set of technical documentation - North America country version (US)	<b>Option</b>		<b>USD</b>	<b>81.00</b>
<sup>1</sup> Option must be ordered from headquarters. Date: 3/6/2019				

**Price list****W 250 Fi - 2200 mm milling drum****Scope of supply – basic machine**

- Engine: 2x 6-cylinder diesel engines type Cummins L9 and X15
- Rated power at 2,100 r.p.m.: 742 kW / 995 HP / 1,009 PS
- Exhaust standard: EU Stage V / US Tier 4f
- Standard milling width: 7 ft 3 in / 2,200 mm
- Theoretical milling depth: 1 ft 2 in / 350 mm

**STANDARD EQUIPMENT**

- Basic machine with dual motor drive
- Machine frame featuring a single wasp waist at the rear right, and a dual wasp waist at the front
- Automatic pressure adjustment of the cylinder pump in accordance with performance requirements for reduced diesel consumption
- Hydraulically opening, soundproof engine cowling
- Air compressor system
- Battery-operated hydraulic unit for auxiliary drive
- Two cooling fans to minimize power consumption of the cooling system

**MILLING DRUM HOUSING**

- Adjustment of material depressor contact pressure via the control panel or automatically via the MILL ASSIST feature to reduce chunk formation
- Electrical adjustment of scraper contact pressure via the control panel
- Automatically controlled locking feature of scraper
- Milling drum rotation device with electro-hydraulic milling drum drive for slowly turning the milling drum during pick replacement.
- Single-piece water spray bar in the milling drum unit for reliable pick cooling and to prevent dust development
- Automatic control of the water quantity via the MILL ASSIST feature
- Height adjustment stroke increased by 200 mm to facilitate pick replacement and the exchange of milling drum units
- Pre-fitting to allow the quick exchange of milling drum units.
- Hydraulically lifting side plate, right clearance 1 ft 6 in / 450 mm and left clearance 1 ft 2 in / 350 mm

**LOADING OF MILLED MATERIAL**

- Increased conveyor slewing angles of 65° each to the left and right
- Discharge conveyor with adjustable conveying speed and two slewing speeds for precise loading
- Boost feature for a temporary increase of the belt speed and conveying performance of the discharge conveyor by 20%
- Water spray system in the primary conveyor
- Larger conveyor pump for a constant belt speed even at a low engine speed of 1300 rpm



#### **MACHINE CONTROL AND LEVELLING SYSTEM**

- User-friendly control panel including 7" color screen
- LEVEL PRO ACTIVE leveling system with numerous automated and complementary features relieving the operator of a part of his workload
- LEVEL PRO ACTIVE - automatic height control in transport mode
- LEVEL PRO ACTIVE - ramp milling and auto-start feature for the second milling cut
- RAPID SLOPE cross-slope sensor for LEVEL PRO ACTIVE leveling system
- MILL ASSIST assistance system for automatic adjustment of the milling drum speed in accordance with the main area of application and the parameters selected in terms of engine load, advance rate, milling volume and quality of the milling pattern.
- Comprehensive machine diagnostics on the control panel including, for example, a diagnostic system for the CAN bus
- Voltmeter integrated into the control panel for voltage measurement in the event of a malfunction
- Two control panels for operating functions performed by ground crew

#### **OPERATOR'S PLATFORM**

- Convenient access to the operator's platform, right and left
- Anti-vibration mounted operator's platform across the full width of the machine including fold-out railing, right
- Electrical control cabinet on the operator's platform for optimum accessibility and fast troubleshooting
- Electrical level indicator for the water tank on the external control panels
- Time display on the main control panel and on the exterior control panels
- Two mirrors at the front, one mirror at the rear of the machine

#### **CHASSIS AND HEIGHT ADJUSTMENT**

- PTS – automatic alignment of the machine parallel to the pavement surface
- ISC – intelligent track speed control including hydraulic four-track drive
- Fourfold full-floating axle for high machine stability
- High travel speed of up to 88 m / min at low engine speeds (1,350 rpm), reduced diesel consumption and low noise emissions.

#### **MISCELLANEOUS**

- "Welcome" and "Go home" lights feature in the area of the operator's platform and access
- Large storage compartment on the machine for pick containers
- High-pressure water system with automatic on/off function, 261 psi / 18 bar, 17 gal.min / 67 l/min
- Good accessibility to all maintenance points on the engine station
- Pneumatic hammer with pick extractor/insertor
- Comprehensive toolkit in lockable toolbox
- A total of six EMERGENCY STOP switches in appropriate positions on the machine
- Pre-fitting for installing the WITOS FleetView control unit
- European design type certification, EuroTest mark and CE conformity

**List price ex subsidiary Wirtgen America**

**USD 1,037,468.00**

Mandatory Options				
Milling drum housing				
Wear-resistant milling drum housing MCS BASIC FB2200 (7 ft 3 in), with pre-fitting to quickly and easily change milling drums of varying tool spacings, without milling drum.	Standard	2667109	USD	0.00
Milling drums / milling units				
Milling drum MCS BASIC with milling width 2200 mm / 7 ft 3 in, milling depth max. 320 mm / 1ft / 0,5 in, tool spacing 15 mm / 19/32 in, equipped with quick-change toolholder system HT22 and 182 picks. For a wide range of applications, e.g. removal of surface and binder layer, complete removal of road surfaces or concrete milling work.	Standard	2679870	USD	0.00
OPERATOR'S PLATFORM				
Anti-vibration-mounted operator's platform with easy-to-read control panels, functional stand-up seat and a large, lockable storage compartment with a capacity of approx 69 gal / 260 liters	Standard	2667135	USD	0.00
Anti-vibration-mounted operator's platform with easy-to-read control panels, functional stand-up seat and a large, lockable storage compartment with a capacity of approx 69 gal/260 liters. A hydraulically height-adjustable weather canopy with transparent side weather protection elements protects the operator from the wind and weather.	In lieu of 2667135	2667138	USD	15,716.00
Material transport				
Robust 26 ft 9 in (8,150 mm) long discharge conveyor with conveyor belt system 3 ft 7 in (1,100 mm) and hydraulic folding device for shortening the transport length	Standard	2667148	USD	0.00
Heavy-duty 26 ft 9 in (8,150 mm) long double discharge conveyor with 3 ft 3 in (1,000 mm) conveyor belt system and hydraulic folding device to shorten the transport length. An additional shroud on the upper part of the discharge conveyor guides the flow of material, enabling controlled loading and minimizing wear and tear.	Option	2667149	USD	22,949.00
Water tank filling				
Additional water tank filling from the rear of the machine using a shut-off cock.	Standard	2667152	USD	0.00
Additional water tank filling from the rear of the machine with a powerful, hydraulically operated filler pump	Option	2667153	USD	3,827.00
Paint				
Film coating in cream RAL 9001 with orange stripes. The entire base of the machine is covered in a slate grey RAL 7015 film coating.	Standard	2667167	USD	0.00

The film coating is applied in RAL colors and design according to the customer's wishes. Film coating provides protection against mechanical and weather-related damage and can be removed without leaving any marks, if required	<b>In lieu of 2667167</b>	<b>2667169</b>	<b>USD</b>	<b>1,126.00</b>
<b>Technical documentation</b>				
Technical documentation - North America country version (US)	<b>Standard</b>	<b>2456347</b>	<b>USD</b>	<b>0.00</b>
<b>Service documentation</b>				
Spare part and application documentation English (EN)	<b>Standard</b>	<b>2456404</b>	<b>USD</b>	<b>0.00</b>
<b>Telematics</b>				
WITOS FleetView (mobile phone standard 3, 4G) includes a control unit (TCU) with a GPS receiver and the usage rights for the web application WITOS FleetView. The web access function offers a compact overview of the machine status including consumption data, working times, position data, error messages and service intervals. (The actual amount of data available depends on the machine type). The availability of WITOS FleetView is guaranteed for 3 years from the date of delivery.	<b>Standard</b>	<b>2770403</b>	<b>USD</b>	<b>0.00</b>
The WIRTGEN PERFORMANCE TRACKER WPT is a laser and satellite-supported measuring system for precise milling performance determination for machines with FB2000, FB 220 or FB2500 without a weather canopy or with an operator's cabin. Two laser scanners measure the actual milling width and milling depth over the distance of the milling path. The milling performance results are automatically sent to the corresponding users via the WITOS interface with precise GPS machine position data and consumption data such as diesel consumption, water consumption, tool consumption and truck loads, in an evaluation and then by e-mail. The milling performance reports that include an image of the milling position can also be used as an allowance report. The usability of WITOS hardware components for the existing mobile radio standard is guaranteed for 3 years from the date of delivery.	<b>Additional price instead of standard</b>	<b>2787665</b>	<b>USD</b>	<b>47,066.00</b>
<b>Machine lighting</b>				
Extended lighting system consisting of 21 extremely powerful LED working lights for optimum illumination of the working area. Total light output of the working lights is approx. 43,600 lumens	<b>Standard</b>	<b>2667172</b>	<b>USD</b>	<b>0.00</b>

Extended lighting system consisting of 21 extremely powerful LED working lights for optimum illumination of the working area. Total light output of the working lights is approximately 43,600 lumens. The additional lighting balloon is powered via the machine's 24V electrical power supply and achieves an additional light output of 50,000 lumens	In lieu of <b>2667172</b>	<b>2667173</b>	<b>USD</b>	<b>4,723.00</b>
<b>Equipment Options</b>				
<b>Additional weight</b>				
Two additional weights located at the rear of the machine with a total weight of 1.500 kg (3,307 lbs) for individual machine ballasting. The individual weights, each weighing 750 kg (1,653 lbs), can be easily and quickly inserted and fastened to the rear of the machine.	<b>Option</b>	<b>2667175</b>	<b>USD</b>	<b>6,609.00</b>
<b>Additional weight</b>				
Large, generously sized storage compartment for 72 pick containers at the rear of the machine instead of the standard storage compartment. The storage compartment is lockable, splash-proof and additionally contains a completely sealed area to safely store electronic components, such as levelling sensors or pick ejectors	<b>Option</b>	<b>2667177</b>	<b>USD</b>	<b>3,149.00</b>
Storage compartment close to both rear track units for 10 pick containers	<b>Standard</b>	<b>2667178</b>	<b>USD</b>	<b>0.00</b>
<b>Equipment operator's platform</b>				
A powerful hot-air heating system with intelligently arranged air vents close to the operator's hands and feet offers maximum comfort on the operator's platform	<b>Option</b>	<b>2667179</b>	<b>USD</b>	<b>3,800.00</b>
Operator's platform equipped with a height-adjustable stand-up seat for greater operator comfort	<b>Standard</b>	<b>2688479</b>	<b>USD</b>	<b>0.00</b>
<b>Milling drum assembly options</b>				
The actual milling depth is determined by calculating the difference in readings from sensors on the side plate and sensors on the scraper. The actual milling depth is displayed on the LEVEL PRO ACTIVE panel.	<b>Standard</b>	<b>2598665</b>	<b>USD</b>	<b>0.00</b>
Overload sensors automatically lift the scraper whenever obstacles are detected that could damage the scraper.	<b>Option</b>	<b>2667192</b>	<b>USD</b>	<b>1,574.00</b>
Active floating position for the side plates on the left and right by continuously adjusting the milling depth and position of the plates. If necessary, the side plates can be briefly raised to prevent them from sinking into the soft ground.	<b>Standard</b>	<b>2598531</b>	<b>USD</b>	<b>0.00</b>

Extension of MCS BASIC with one hydraulically opening side panel on the milling drum unit FB2200/FB2500 (7 ft 3 in/8 ft 2 in).. An additional hydraulic cylinder enables the MCS side panel to be easily opened when changing milling drums. This enables MCS BASIC milling drums to be changed even faster.	Standard	2667195	USD	0.00
Electrically switchable sectional water spray bar in the milling drum unit FB2200 (7 ft 3 in). Four areas can be controlled as required from the control panel (automatically controlled with WPT). This significantly reduces water consumption.	Standard	2667199	USD	0.00
Two wear protection rollers that can be attached to the side plates (left or right). The rollers protect the asphalt, curbs, and other surfaces from damage and prevent excessive wear to the side plates.	Option	2662818	USD	774.00
Mounting aid for lifting out the short primary conveyor when changing the milling unit.	Standard	2685194	USD	0.00
Transport carriage for milling drum units from FB2200 (7 ft 3 in) to FB4400 (14 ft 5 in) to make it easier to change milling drum units and handle them in the workshop or on the job site.	Option	2282163	USD	17,331.00
Milling drum mounting and transport cart for milling drums from FB1500 (4 ft 11 in) to FB2500 (8 ft 2 in)	Option	2312515	USD	6,419.00
Transport roller set consisting of 4 heavy-duty rollers for easy removal of milling units from FB1500 to FB3800 on level surfaces.	Option	2762958	USD	5,211.00
<b>Options for belt conveyor</b>				
VCS – vacuum cutting system on the discharge conveyor for the extraction of fine material particles and water vapor from the sealed milling drum unit.	Standard	2667207	USD	0.00
Signal lights for visual "stop" and "go" instructions for the truck driver without the use of a horn. The signal lights can be folded in hydraulically from the operator's platform.	Option	2598539	USD	4,818.00
Semi-automatic ACTIVE CONVEYOR swing angle control that guides the discharge conveyor in construction site situations where milling is carried out at intersections or roundabouts	Standard	2703705	USD	0.00
Support device for positioning the discharge conveyor on the flat bed truck	Standard	60603	USD	0.00
<b>Additional control unit LEVEL PRO</b>				
Additional 5" control panel for controlling the LEVEL PRO ACTIVE leveling system. Up to two additional control panels can be mounted in the rear lower area of the machines	Option	2598631	USD	2,321.00

Two pieces - Additional 7" control panel that displays the machine control and controls the LEVEL PRO ACTIVE levelling system. Up to two additional control panels can be mounted in the rear lower area of the machines	Standard	2598632	USD	0.00
Additional 2" control panel that can be programmed with up to 16 individually selected functions. Up to two additional control panels can be mounted on the outside railing of the operator's platform	Standard	2598664	USD	0.00
Two additional 2" control panels that can each be programmed with up to 16 individually selected functions. Up to two additional control panels can be mounted on the outside railing of the operator's platform	Option	2767151	USD	3,909.00
User-specific saving of individually adjustable machine settings such as the display configuration or the assignment of favorites buttons. The data can be saved on five different SMART KEY key fobs with tokens.	Standard	2779470	USD	0.00
<b>Leveling</b>				
Extension of the LEVEL PRO ACTIVE levelling system with levelling boom. Premounted and adjustable hydraulic cylinders on the left and right allow the use of a Sonic-Ski sensor that is able to scan a reference object up to 1,900 mm away from the milling edge. During machine transport, the sensor and cables are securely stowed in the corresponding transport boxes.	Option	2667237	USD	10,559.00
<b>Leveling</b>				
Extension of the LEVEL PRO ACTIVE leveling system with one hydraulic cylinder sensor for scanning a reference surface to the right of the milling drum.	Option	2667239	USD	3,067.00
Extension of the LEVEL PRO ACTIVE leveling system with two hydraulic cylinder sensors for scanning a reference surface to the left and the right of the milling drum.	Standard	2667241	USD	0.00
<b>Leveling</b>				
Extension of the LEVEL PRO ACTIVE leveling system with multiplex scanning on the right. Two additional ultrasonic sensors scan reference surfaces in front of and behind the machine. During machine transport, the sensors and cables are securely stowed in a corresponding transport box.	Option	2673212	USD	5,062.00
Extension of the LEVEL PRO ACTIVE leveling system with multiplex scanning on the left and right. Four additional ultrasonic sensors scan reference surfaces in front of and behind the machine. During machine transport, the sensors and cables are securely stowed in a corresponding transport box.	Option	2673213	USD	9,826.00

Extension of the LEVEL PRO ACTIVE leveling system with multiplex scanning on the right. Two additional ultrasonic sensors scan reference surfaces in front of and behind the machine. During machine transport, the sensors and cables are securely stowed in a corresponding transport box. (FB3500/FB3800) (11 ft 6 in / 12 ft 6 in)	Option	2790513	USD	6,284.00
Extension of the LEVEL PRO ACTIVE leveling system with multiplex scanning on the right and left. Four additional ultrasonic sensors scan reference surfaces in front of and behind the machine. During machine transport, the sensors and cables are securely stowed in a corresponding transport box. (FB3500/FB3800) (11 ft 6 in / 12 ft 6 in)	Option	2790514	USD	12,079.00
<b>Leveling</b>				
Extension of the LEVEL PRO ACTIVE leveling system with pre-fitting for 3D milling with machines without a weather canopy. The pre-fitting equipment consists of robust and exactly positioned mounting adapters for a 3D system as well as sensor sockets for connecting the sensors to the LEVEL PRO ACTIVE system.	Option	2667342	USD	8,333.00
Extension of the LEVEL PRO ACTIVE leveling system with pre-fitting for 3D milling with machines with a weather canopy. The pre-fitting equipment consists of robust and exactly positioned mounting adapters for a 3D system as well as sensor sockets for connecting the sensors to the LEVEL PRO ACTIVE system.	Option	2667343	USD	2,076.00
Extension of the LEVEL PRO ACTIVE leveling system with pre-fitting for 3D milling with machines with a cabin. The pre-fitting equipment consists of robust and exactly positioned mounting adapters for a 3D system as well as sensor sockets for connecting the sensors to the LEVEL PRO ACTIVE system.	Option	2667344	USD	5,931.00
Extension of the LEVEL PRO ACTIVE leveling system with two linear laser sensors that can be installed using the pre-fitting equipment for 3D leveling.	Option	2662826	USD	12,635.00
<b>Water system</b>				
Powerful, hydraulically operated high pressure water cleaner with a maximum output of 15 l/min (4 gpm) at a pressure of 150 bar (2175 psi).	Option	2667357	USD	2,497.00
<b>Pick changing aids</b>				
One hydraulically powered pick ejector, including the required electrical and hydraulic connections. Ideal for convenient, fast and low-noise pick changes.	Standard	2667497	USD	0.00

Two hydraulically powered pick ejectors, including the required electrical and hydraulic connections. Ideal for convenient, fast and low-noise pick changes.	Option	2793479	USD	5,971.00
<b>Camera system</b>				
Two-fold camera system with one camera at the discharge conveyor and one camera with a view of the rear area. The camera images are displayed on the standard 7" control panel on the operator's platform.	Option	2673433	USD	2,904.00
Four-fold camera system with an additional 10" control panel for an optimised view of the work processes being executed in front of and behind the machine as well as of the side plates, on the right and left. The camera images are displayed on the 10" control panel on the operator's platform.	Standard	2673434	USD	0.00
Eight-fold camera system with an additional 10" control panel for an optimised view of the work processes being executed in front of and behind the machine, of the side plates on the right and left and of the milled surface behind the milling drum unit. The camera images are displayed on the 10" control panel on the operator's platform.	Option	2673435	USD	10,789.00
<b>Other devices</b>				
Electrical preheating of the fuel filter to maintain the flow of fuel at low outside temperatures. Serves to guarantee machine operation at temperatures below 0 32 degrees Fahrenheit (0 degrees Celsius).	Option	2673455	USD	1,357.00
Electrical diesel suction and pressure pump with 7.50 m (24 ft 7 in) suction hose. The machine can be refueled with up to 50 l/min (13 gal/min) from external diesel tanks.	Option	2673456	USD	923.00
License plate holder with LED lighting	Option	2654224	USD	475.00
<b>Documentation</b>				
Additional set of technical documentation - North America country version (US)	Option		USD	81.00

Date: 6/25/2020



**Price list****W 250 Fi - 3800 mm milling drum****Scope of supply – basic machine**

- Engine: 2x 6-cylinder diesel engines type Cummins L9 and X15
- Rated power at 2,100 r.p.m.: 742 kW / 995 HP / 1,009 PS
- Exhaust standard: EU Stage V / US Tier 4f
- Standard milling width: 7 ft 3 in / 2,200 mm
- Theoretical milling depth: 1 ft 2 in / 350 mm

**STANDARD EQUIPMENT**

- Basic machine with dual motor drive
- Machine frame featuring a single wasp waist at the rear right, and a dual wasp waist at the front
- Automatic pressure adjustment of the cylinder pump in accordance with performance requirements for reduced diesel consumption
- Hydraulically opening, soundproof engine cowling
- Air compressor system
- Battery-operated hydraulic unit for auxiliary drive
- Two cooling fans to minimize power consumption of the cooling system

**MILLING DRUM HOUSING**

- Adjustment of material depressor contact pressure via the control panel or automatically via the MILL ASSIST feature to reduce chunk formation
- Electrical adjustment of scraper contact pressure via the control panel
- Automatically controlled locking feature of scraper
- Milling drum rotation device with electro-hydraulic milling drum drive for slowly turning the milling drum during pick replacement.
- Single-piece water spray bar in the milling drum unit for reliable pick cooling and to prevent dust development
- Automatic control of the water quantity via the MILL ASSIST feature
- Height adjustment stroke increased by 200 mm to facilitate pick replacement and the exchange of milling drum units
- Pre-fitting to allow the quick exchange of milling drum units.
- Hydraulically lifting side plate, right clearance 1 ft 6 in / 450 mm and left clearance 1 ft 2 in / 350 mm

**LOADING OF MILLED MATERIAL**

- Increased conveyor slewing angles of 65° each to the left and right
- Discharge conveyor with adjustable conveying speed and two slewing speeds for precise loading
- Boost feature for a temporary increase of the belt speed and conveying performance of the discharge conveyor by 20%
- Water spray system in the primary conveyor
- Larger conveyor pump for a constant belt speed even at a low engine speed of 1300 rpm

#### **MACHINE CONTROL AND LEVELLING SYSTEM**

- User-friendly control panel including 7" color screen
- LEVEL PRO ACTIVE leveling system with numerous automated and complementary features relieving the operator of a part of his workload
- LEVEL PRO ACTIVE - automatic height control in transport mode
- LEVEL PRO ACTIVE - ramp milling and auto-start feature for the second milling cut
- RAPID SLOPE cross-slope sensor for LEVEL PRO ACTIVE leveling system
- MILL ASSIST assistance system for automatic adjustment of the milling drum speed in accordance with the main area of application and the parameters selected in terms of engine load, advance rate, milling volume and quality of the milling pattern.
- Comprehensive machine diagnostics on the control panel including, for example, a diagnostic system for the CAN bus
- Voltmeter integrated into the control panel for voltage measurement in the event of a malfunction
- Two control panels for operating functions performed by ground crew

#### **OPERATOR'S PLATFORM**

- Convenient access to the operator's platform, right and left
- Anti-vibration mounted operator's platform across the full width of the machine including fold-out railing, right
- Electrical control cabinet on the operator's platform for optimum accessibility and fast troubleshooting
- Electrical level indicator for the water tank on the external control panels
- Time display on the main control panel and on the exterior control panels
- Two mirrors at the front, one mirror at the rear of the machine

#### **CHASSIS AND HEIGHT ADJUSTMENT**

- PTS – automatic alignment of the machine parallel to the pavement surface
- ISC – intelligent track speed control including hydraulic four-track drive
- Fourfold full-floating axle for high machine stability
- High travel speed of up to 88 m / min at low engine speeds (1,350 rpm), reduced diesel consumption and low noise emissions.

#### **MISCELLANEOUS**

- "Welcome" and "Go home" lights feature in the area of the operator's platform and access
- Large storage compartment on the machine for pick containers
- High-pressure water system with automatic on/off function, 261 psi / 18 bar, 17 gal.min / 67 l/min
- Good accessibility to all maintenance points on the engine station
- Pneumatic hammer with pick extractor/insertor
- Comprehensive toolkit in lockable toolbox
- A total of six EMERGENCY STOP switches in appropriate positions on the machine
- Pre-fitting for installing the WITOS FleetView control unit
- European design type certification, EuroTest mark and CE conformity

**List price ex subsidiary Wirtgen America**

**USD 1,150,911.00**

Mandatory Options				
Milling drum housing				
Wear-resistant milling drum housing MCS EXTEND FB3800 (12 ft 6 in) with pre-fitting enabling a quick and easy change of the milling drums with varying spacings and milling widths, without milling drum.	Standard	2667115	USD	0.00
Milling drums / milling units				
Multi-part MCS milling drum with milling width of 3,800 mm / 12 ft 6 in, milling depth of max. 350 mm / 1 ft 2 in, tool spacing of 15 mm / 19/32 in, equipped with HT22 toolholder system and 314 picks. For a wide range of applications, e.g. removal of surface and binder layer, complete removal of road surfaces or concrete milling work.	Standard	2309342	USD	0.00
OPERATOR'S PLATFORM				
Anti-vibration-mounted operator's platform with easy-to-read control panels, functional stand-up seat and a large, lockable storage compartment with a capacity of approx 69 gal / 260 liters	Standard	2667135	USD	0.00
Anti-vibration-mounted operator's platform with easy-to-read control panels, functional stand-up seat and a large, lockable storage compartment with a capacity of approx 69 gal/260 liters. A hydraulically height-adjustable weather canopy with transparent side weather protection elements protects the operator from the wind and weather.	In lieu of 2667135	2667138	USD	15,716.00
Material transport				
Robust 26 ft 9 in (8,150 mm) long discharge conveyor with conveyor belt system 3 ft 7 in (1,100 mm) and hydraulic folding device for shortening the transport length	Standard	2667148	USD	0.00
Heavy-duty 26 ft 9 in (8,150 mm) long double discharge conveyor with 3 ft 3 in (1,000 mm) conveyor belt system and hydraulic folding device to shorten the transport length. An additional shroud on the upper part of the discharge conveyor guides the flow of material, enabling controlled loading and minimizing wear and tear.	Option	2667149	USD	22,949.00
Water tank filling				
Additional water tank filling from the rear of the machine using a shut-off cock.	Standard	2667152	USD	0.00
Additional water tank filling from the rear of the machine with a powerful, hydraulically operated filler pump	Option	2667153	USD	3,827.00

<b>Paint</b>				
Film coating in cream RAL 9001 with orange stripes. The entire base of the machine is covered in a slate grey RAL 7015 film coating.	<b>Standard</b>	<b>2667167</b>	<b>USD</b>	<b>0.00</b>
The film coating is applied in RAL colors and design according to the customer's wishes. Film coating provides protection against mechanical and weather-related damage and can be removed without leaving any marks, if required	<b>In lieu of 2667167</b>	<b>2667169</b>	<b>USD</b>	<b>1,126.00</b>
<b>Technical documentation</b>				
Technical documentation - North America country version (US)	<b>Standard</b>	<b>2456347</b>	<b>USD</b>	<b>0.00</b>
<b>Service documentation</b>				
Spare part and application documentation English (EN)	<b>Standard</b>	<b>2456404</b>	<b>USD</b>	<b>0.00</b>
<b>Telematics</b>				
WITOS FleetView (mobile phone standard 3, 4G) includes a control unit (TCU) with a GPS receiver and the usage rights for the web application WITOS FleetView. The web access function offers a compact overview of the machine status including consumption data, working times, position data, error messages and service intervals. (The actual amount of data available depends on the machine type). The availability of WITOS FleetView is guaranteed for 3 years from the date of delivery.	<b>Standard</b>	<b>2770403</b>	<b>USD</b>	<b>0.00</b>
The WIRTGEN PERFORMANCE TRACKER WPT is a laser and satellite-supported measuring system for precise milling performance determination for machines with FB2000, FB 220 or FB2500 without a weather canopy or with an operator's cabin. Two laser scanners measure the actual milling width and milling depth over the distance of the milling path. The milling performance results are automatically sent to the corresponding users via the WITOS interface with precise GPS machine position data and consumption data such as diesel consumption, water consumption, tool consumption and truck loads, in an evaluation and then by e-mail. The milling performance reports that include an image of the milling position can also be used as an allowance report. The usability of WITOS hardware components for the existing mobile radio standard is guaranteed for 3 years from the date of delivery.	<b>Additional price instead of standard</b>	<b>2787665</b>	<b>USD</b>	<b>47,066.00</b>

<b>Machine lighting</b>				
Extended lighting system consisting of 21 extremely powerful LED working lights for optimum illumination of the working area. Total light output of the working lights is approx. 43,600 lumens	Standard	2667172	USD	0.00
Extended lighting system consisting of 21 extremely powerful LED working lights for optimum illumination of the working area. Total light output of the working lights is approximately 43,600 lumens. The additional lighting balloon is powered via the machine's 24V electrical power supply and achieves an additional light output of 50,000 lumens	In lieu of 2667172	2667173	USD	4,723.00
<b>Equipment Options</b>				
<b>Additional weight</b>				
Two additional weights located at the rear of the machine with a total weight of 1.500 kg (3,307 lbs) for individual machine ballasting. The individual weights, each weighing 750 kg (1,653 lbs), can be easily and quickly inserted and fastened to the rear of the machine.	Option	2667175	USD	6,609.00
<b>Additional weight</b>				
Large, generously sized storage compartment for 72 pick containers at the rear of the machine instead of the standard storage compartment. The storage compartment is lockable, splash-proof and additionally contains a completely sealed area to safely store electronic components, such as levelling sensors or pick ejectors	Option	2667177	USD	3,149.00
Storage compartment close to both rear track units for 10 pick containers	Standard	2667178	USD	0.00
<b>Equipment operator's platform</b>				
A powerful hot-air heating system with intelligently arranged air vents close to the operator's hands and feet offers maximum comfort on the operator's platform	Option	2667179	USD	3,800.00
Operator's platform equipped with a height-adjustable stand-up seat for greater operator comfort	Standard	2688479	USD	0.00
<b>Milling drum assembly options</b>				
The actual milling depth is determined by calculating the difference in readings from sensors on the side plate and sensors on the scraper. The actual milling depth is displayed on the LEVEL PRO ACTIVE panel.	Standard	2598665	USD	0.00
Overload sensors automatically lift the scraper whenever obstacles are detected that could damage the scraper.	Option	2667192	USD	1,574.00

Active floating position for the side plates on the left and right by continuously adjusting the milling depth and position of the plates. If necessary, the side plates can be briefly raised to prevent them from sinking into the soft ground.	Standard	2598531	USD	0.00
Electrically switchable sectional water spray bar in the milling drum assembly FB3500/3800 (11 ft 6 in / 12 ft 6 in). Four areas can be controlled as required from the control panel (automatically controlled with WPT). This reduces water consumption enormously.	Standard	2667201	USD	0.00
Two wear protection rollers that can be attached to the side plates (left or right). The rollers protect the asphalt, curbs, and other surfaces from damage and prevent excessive wear to the side plates.	Option	2662818	USD	774.00
Mounting aid for lifting out the short primary conveyor when changing the milling unit.	Standard	2685194	USD	0.00
Transport carriage for milling drum units from FB2200 (7 ft 3 in) to FB4400 (14 ft 5 in) to make it easier to change milling drum units and handle them in the workshop or on the job site.	Option	2282163	USD	17,331.00
Milling drum mounting and transport cart for milling drums from FB1500 (4 ft 11 in) to FB2500 (8 ft 2 in)	Option	2312515	USD	6,419.00
Transport roller set consisting of 4 heavy-duty rollers for easy removal of milling units from FB1500 to FB3800 on level surfaces.	Option	2762958	USD	5,211.00
<b>Options for belt conveyor</b>				
VCS – vacuum cutting system on the discharge conveyor for the extraction of fine material particles and water vapor from the sealed milling drum unit.	Standard	2667207	USD	0.00
Signal lights for visual "stop" and "go" instructions for the truck driver without the use of a horn. The signal lights can be folded in hydraulically from the operator's platform.	Option	2598539	USD	4,818.00
Semi-automatic ACTIVE CONVEYOR swing angle control that guides the discharge conveyor in construction site situations where milling is carried out at intersections or roundabouts	Standard	2703705	USD	0.00
Support device for positioning the discharge conveyor on the flat bed truck	Standard	60603	USD	0.00
<b>Additional control unit LEVEL PRO</b>				
Additional 5" control panel for controlling the LEVEL PRO ACTIVE leveling system. Up to two additional control panels can be mounted in the rear lower area of the machines	Option	2598631	USD	2,321.00

Two pieces - Additional 7" control panel that displays the machine control and controls the LEVEL PRO ACTIVE levelling system. Up to two additional control panels can be mounted in the rear lower area of the machines	Standard	2598632	USD	0.00
Additional 2" control panel that can be programmed with up to 16 individually selected functions. Up to two additional control panels can be mounted on the outside railing of the operator's platform	Standard	2598664	USD	0.00
Two additional 2" control panels that can each be programmed with up to 16 individually selected functions. Up to two additional control panels can be mounted on the outside railing of the operator's platform	Option	2767151	USD	3,909.00
User-specific saving of individually adjustable machine settings such as the display configuration or the assignment of favorites buttons. The data can be saved on five different SMART KEY key fobs with tokens.	Standard	2779470	USD	0.00
<b>Leveling</b>				
Extension of the LEVEL PRO ACTIVE levelling system with levelling boom. Premounted and adjustable hydraulic cylinders on the left and right allow the use of a Sonic-Ski sensor that is able to scan a reference object up to 1,900 mm away from the milling edge. During machine transport, the sensor and cables are securely stowed in the corresponding transport boxes.	Option	2667237	USD	10,559.00
<b>Leveling</b>				
Extension of the LEVEL PRO ACTIVE leveling system with one hydraulic cylinder sensor for scanning a reference surface to the right of the milling drum.	Option	2667239	USD	3,067.00
Extension of the LEVEL PRO ACTIVE leveling system with two hydraulic cylinder sensors for scanning a reference surface to the left and the right of the milling drum.	Standard	2667241	USD	0.00
<b>Leveling</b>				
Extension of the LEVEL PRO ACTIVE leveling system with multiplex scanning on the right. Two additional ultrasonic sensors scan reference surfaces in front of and behind the machine. During machine transport, the sensors and cables are securely stowed in a corresponding transport box.	Option	2673212	USD	5,062.00
Extension of the LEVEL PRO ACTIVE leveling system with multiplex scanning on the left and right. Four additional ultrasonic sensors scan reference surfaces in front of and behind the machine. During machine transport, the sensors and cables are securely stowed in a corresponding transport box.	Option	2673213	USD	9,826.00

Extension of the LEVEL PRO ACTIVE leveling system with multiplex scanning on the right. Two additional ultrasonic sensors scan reference surfaces in front of and behind the machine. During machine transport, the sensors and cables are securely stowed in a corresponding transport box. (FB3500/FB3800) (11 ft 6 in / 12 ft 6 in)	Option	2790513	USD	6,284.00
Extension of the LEVEL PRO ACTIVE leveling system with multiplex scanning on the right and left. Four additional ultrasonic sensors scan reference surfaces in front of and behind the machine. During machine transport, the sensors and cables are securely stowed in a corresponding transport box. (FB3500/FB3800) (11 ft 6 in / 12 ft 6 in)	Option	2790514	USD	12,079.00
<b>Leveling</b>				
Extension of the LEVEL PRO ACTIVE leveling system with pre-fitting for 3D milling with machines without a weather canopy. The pre-fitting equipment consists of robust and exactly positioned mounting adapters for a 3D system as well as sensor sockets for connecting the sensors to the LEVEL PRO ACTIVE system.	Option	2667342	USD	8,333.00
Extension of the LEVEL PRO ACTIVE leveling system with pre-fitting for 3D milling with machines with a weather canopy. The pre-fitting equipment consists of robust and exactly positioned mounting adapters for a 3D system as well as sensor sockets for connecting the sensors to the LEVEL PRO ACTIVE system.	Option	2667343	USD	2,076.00
Extension of the LEVEL PRO ACTIVE leveling system with pre-fitting for 3D milling with machines with a cabin. The pre-fitting equipment consists of robust and exactly positioned mounting adapters for a 3D system as well as sensor sockets for connecting the sensors to the LEVEL PRO ACTIVE system.	Option	2667344	USD	5,931.00
Extension of the LEVEL PRO ACTIVE leveling system with two linear laser sensors that can be installed using the pre-fitting equipment for 3D leveling.	Option	2662826	USD	12,635.00
<b>Water system</b>				
Powerful, hydraulically operated high pressure water cleaner with a maximum output of 15 l/min (4 gpm) at a pressure of 150 bar (2175 psi).	Option	2667357	USD	2,497.00
<b>Pick changing aids</b>				
One hydraulically powered pick ejector, including the required electrical and hydraulic connections. Ideal for convenient, fast and low-noise pick changes.	Standard	2667497	USD	0.00



Two hydraulically powered pick ejectors, including the required electrical and hydraulic connections. Ideal for convenient, fast and low-noise pick changes.	Option	2793479	USD	5,971.00
<b>Camera system</b>				
Two-fold camera system with one camera at the discharge conveyor and one camera with a view of the rear area. The camera images are displayed on the standard 7" control panel on the operator's platform.	Option	2673433	USD	2,904.00
Four-fold camera system with an additional 10" control panel for an optimised view of the work processes being executed in front of and behind the machine as well as of the side plates, on the right and left. The camera images are displayed on the 10" control panel on the operator's platform.	Standard	2673434	USD	0.00
Eight-fold camera system with an additional 10" control panel for an optimised view of the work processes being executed in front of and behind the machine, of the side plates on the right and left and of the milled surface behind the milling drum unit. The camera images are displayed on the 10" control panel on the operator's platform.	Option	2673435	USD	10,789.00
<b>Other devices</b>				
Electrical preheating of the fuel filter to maintain the flow of fuel at low outside temperatures. Serves to guarantee machine operation at temperatures below 0 32 degrees Fahrenheit (0 degrees Celsius).	Option	2673455	USD	1,357.00
Electrical diesel suction and pressure pump with 7.50 m (24 ft 7 in) suction hose. The machine can be refueled with up to 50 l/min (13 gal/min) from external diesel tanks.	Option	2673456	USD	923.00
License plate holder with LED lighting	Option	2654224	USD	475.00
<b>Documentation</b>				
Additional set of technical documentation - North America country version (US)	Option		USD	81.00

Date: 6/25/2020



## Price list

## W 35 Ri

### Scope of supply – basic machine

- Engine: 4-cylinder diesel engine type DEUTZ TCD 2.9 L4
- Rated engine power at 2100 - 2300 rpm: 45 kW / 60 HP / 61 PS
- Emission standard: EU Stage 3b / US Tier 4f
- Standard milling width: 1 ft 2 in / 350 mm
- Theoretical milling depth: 4 in / 110 mm

### STANDARD EQUIPMENT

- Basic machine with engine
- Robust machine chassis
- Wide opening engine cowlings, with gas spring support and highly effective noise insulation
- Radiator with temperature-dependent fan speed
- Integrated 72 gal / 275 liter water tank
- Integrated 18 gal / 70 liter diesel tank
- Loading and tie-down points integrated in the chassis

### MILLING DRUM UNIT

- Water sprayingstrip with on/off function for pick cooling with water pump with load-dependent control
- Wide opening milling drum door with automatic electrical safety shut-down
- Right side plate in hinged configuration in conjunction with centering pin system on the milling drum holder for quick and easy change of milling drums
- The right-hand side plate can be easily lifted using the foot pedal on the operator's stand

### MACHINE CONTROL AND LEVELLING SYSTEM

- WIDRIVE machine controller to reduce operator workload and increase performance

### OPERATOR'S PLATFORM

- Flexibly mounted operator's platform on the top of the machine
- Multi-function armrest on right with up/down and front/back adjustment with joystick and various controls ergonomically arranged
- Display for important machine parameters on the left control panel
- Convenient operating console with practical switches
- Convenient footstep to the operator's platform
- Operator's platform with vibration damping
- Steering console with adjustable inclination
- Lockable control panel covers

### CHASSIS AND HEIGHT ADJUSTMENT

- Hydraulic 3-wheel all-wheel drive with hydraulic flow distributor
- Two manually engageable milling speeds as well as one traveling gear
- Hydraulic, easy front wheel steering
- Hydraulic spring-loaded multi-disc brake
- Hydraulic height adjustment with two speeds at the rear track units
- Manually folding-in rear right wheel

#### **MISCELLANEOUS**

- Lockable tool box with set of tools for maintenance and servicing
- Additional mount for a pick container
- Device for towing away for releasing the spring-loaded multi-disc brake
- Reversing horn
- Extensive safety package with EMERGENCY STOP switch
- Pre-fitting for installing the WITOS FleetView control unit
- European design type certification, EuroTest mark and CE conformity

**List price ex subsidiary Wirtgen America**

**USD 178,627.00**

Mandatory Options				
Exhaust Gas After Treatment				
Exhaust after-treatment by diesel oxidation catalytic converter DOC in exhaust emissions category EU Stage 3b / US Tier 4f. Without diesel particulate filter.	Standard	2368620	USD	0.00
Exhaust after-treatment by diesel oxidation catalyst DOC in exhaust emissions category EU Stage 3b / US Tier 4f. Additionally equipped with diesel particulate filter (DPF) - for operation e.g. in halls or in environmental zones with limited fine dust emission.	Option	2378316	USD	4,736.00
Milling drum housing				
Ancillary parts for milling drum housing for extending to FB350. For operation without discharge conveyor. With single closing cap. Without scraper and milling drum.	Standard	2435407	USD	0.00
Ancillary parts for milling drum housing for extending to FB350. For operation with discharge conveyor. Including scraper and scraper bottom part. Without milling drum.	Option	2434106	USD	1,588.00
Ancillary parts for milling drum housing for extending to FB500. For operation without discharge conveyor. With single closing cap. Without scraper and milling drum.	Option	2430304	USD	2,470.00
Ancillary parts for milling drum housing for extending to FB500. For operation with discharge conveyor. Including scraper and scraper bottom part. Without milling drum.	Option	2430301	USD	4,397.00
Hydraulic connection				
Hydraulic drive with quick-release connection and additional hydraulic pump for operation of discharge conveyor or hydraulic jack hammer.	Standard	2433900	USD	0.00
Milling drums / milling units				
Milling drum FB350 LA15, with welded pick holders HT08 with increased service life, milling depth max. 4 in / 110 mm, equipped with 31 picks. For a wide range of applications, e.g. removal of surface and binder layer, complete removal of road surfaces or concrete milling work.	Standard	2430057	USD	0.00
Milling depth regulation				
Mechanical milling depth indicator by a cable right and left connected to the side plate. Separate display on the left and right by a milling depth gage.	Standard	2435408	USD	0.00
LEVEL PRO PLUS leveling system. The measurement is made using wire-rope sensors on the side plate right and left. The milling depth is displayed and set intuitively on the LEVEL PRO PLUS operating display. The milling depth is regulated automatically. Incl. pre-fitting for additional sensors (e.g. Rapid Slope cross-slope sensor).	Option	2376183	USD	7,817.00

<b>Paint</b>				
Painting in cream RAL 9001 with orange stripes. The complete lower part of the machine is painted in slate grey RAL 7015.	Standard	2376118	USD	0.00
Monocolor special painting. Cream white color is replaced by a special color (RAL according to customer). The complete lower part of the machine is painted in slate grey RAL 7015.	Option	2376119	USD	787.00
<b>Technical documentation</b>				
Technical documentation - North America country version (US)	Standard	2456347	USD	0.00
<b>Service documentation</b>				
Spare part and application documentation English (EN)	Standard	2456404	USD	0.00
<b>Warranty</b>				
Standard warranty 12 months or 1000 engine operational hours	Standard	100772	USD	0.00
<b>Telematics</b>				
WITOS FleetView includes a control unit (TCU) with a GPS receiver and the usage rights for the web application WITOS FleetView. The web access function offers a compact overview of the machine status including consumption data, working times, position data, error messages and service intervals. (The actual amount of data available depends on the machine type). The availability of WITOS FleetView is guaranteed for 3 years from the date of delivery.	Standard	2483436	USD	0.00
<b>Machine lighting</b>				
Lighting system consisting of 2 halogen and 4 LED working lights. The headlights illuminate the area in front of the machine and the area in front of the milling drum unit. The light output of the working lights is approx. 9,700 lumens in total.	Standard	2435593	USD	0.00
High-performance lighting system consisting of 1 halogen and 5 LED working lights. The headlights illuminate the area in front of the machine and the area in front of the milling drum unit. The light output of the working lights is approx. 10,300 lumens in total. LED working lights are extremely bright, shock-resistant and durable.	Option	2435594	USD	244.00
<b>Equipment Options</b>				
<b>Additional weight</b>				
Modular additional weight 3086 lbs / 1,400 kg for individual ballasting of the machine. The weight plates can be carried and easily mounted by one person.	Standard	2450844	USD	0.00
<b>Equipment operator's platform</b>				
Equipment of the operator's platform with a height adjustable standing seat for increasing operating comfort	Standard	2460736	USD	0.00

<b>Slot cutting ring</b>				
Ancillary parts and adapter with saw blade FB14 (5 in), milling depth max. 4 in / 100 mm, for the installation on zero edge right	Option	2074431	USD	2,049.00
Ancillary parts and adapter with saw blade FB19 (7 in), milling depth max. 4 in / 100 mm, for the installation on zero edge right	Option	2120815	USD	2,036.00
<b>Options for belt conveyor</b>				
Robust 6 ft 1 in / 1,870 mm long discharge conveyor with conveyor belt width 8 in / 250 mm. Includes comfortable rope winch height adjustment. Using a foldable roller unit, the discharge conveyor can be mounted and removed in just a few steps and is easy to transport on a construction site. When replacing the picks, the belt can simply be swung to the side without the hydraulic connections having to be disconnected.	Option	2605148	USD	6,854.00
<b>Lateral slope control</b>				
Expansion of the LEVEL PRO PLUS leveling system by a RAPID SLOPE cross-slope sensor. Ideal, for example for aligning the machine in a defined lateral tilt on a one-sided reference.	Option	2368617	USD	4,004.00
<b>Leveling</b>				
Pre-programmable height positions with automatic positioning. 3 freely selectable workings heights each on left and right can be predefined. E.g. for quickly moving to milling depths or lifting the machine out of the cut. The left and right positions can be moved to separately.	Standard	2435844	USD	0.00
<b>Attachments</b>				
Powerful hydraulic hammer including 32 ft 8 in / 10-m connecting hose for residual jobs	Option	2435414	USD	5,171.00
<b>Other devices</b>				
License plate holder with LED lighting to comply with country-specific regulations.	Option	2656383	USD	434.00
<b>Additional milling drums</b>				
Fine milling drum, with milling width 350 mm / 1 ft 2 in, milling depth max. 100 mm / 3 15/16 in, tool spacing 6 mm / 15/64 in, equipped with welded holder system HT5 and 57 picks. For applications with the maximum requirement on macro and micro-profile of the road surface, e.g. increase in grip by roughening, preparatory milling for thin-layer coverings or removal of markings on the road surface.	Option	187302	USD	5,605.00
Microfine milling drum FB350 (14") LA3, with welded pick holders HT4, milling depth max. 1.2 in / 30 mm, equipped with 117 picks	Option	187301	USD	8,319.00

Microfine milling drum gutter profile, FB150 + lateral taper 2 x 1 in / 25 mm. With welded pick holders HT4, LA3, milling depth max. 1 in / 25 mm, equipped with 67 picks. Suitable for milling gutter shapes without edge and for removing road markings.	Option	193397	USD	5,700.00
Mark removing milling drum FB200+2x25 LA3, with welded pick holders HT4, milling depth max. 1.2 in / 30 mm, equipped with 83 picks.	Option	198782	USD	6,514.00
Mark removing milling drum FB250+2x25 LA3, with welded pick holders HT4, milling depth max. 1.2 in / 30 mm, equipped with 99 picks.	Option	198783	USD	7,396.00
Mark removing milling drum FB300+2x25 (12" + 2x 1") LA3, with welded pick holders HT4, milling depth max. 1.2 in / 30 mm, equipped with 117 picks.	Option	193339	USD	8,360.00
Milling drum FB80 (3") with welded pick holders HT02, milling depth max. 4 in / 110 mm, equipped with 12 picks, for the installation in the milling drum housing with zero edge right	Option	187307	USD	1,384.00
Milling drum FB500 LA15, with welded pick holders HT08 with increased service life, milling depth max. 4 in / 110 mm, equipped with 39 picks. For a wide range of applications, e.g. removal of surface and binder layer, complete removal of road surfaces or concrete milling work.	Option	2430054	USD	3,800.00
Fine milling drum, with milling width 500 mm (1 ft 7 in), milling depth max. 100 mm, tool spacing 6 mm / 15/64 in, equipped with welded holder system HT05 and 82 picks. For applications with the maximum requirement on macro and micro-profile of the road surface, e.g. increase in grip by roughening, preparatory milling for thin-layer coverings or removal of markings on the road surface.	Option	193398	USD	6,894.00
Mark removing milling drum FB450 +2x25 (18" + 2x 1") LA3, with welded pick holders HT4, milling depth max. 1.2 in / 30 mm, equipped with 166 picks.	Option	193396	USD	11,115.00
<b>Documentation</b>				
Additional set of technical documentation - North America country version (US)	Option		USD	81.00

<sup>1</sup>Option must be ordered from headquarters.

Date: 3/6/2019



## Price list W 50 Ri

### Scope of supply – basic machine

- Engine: 4-CYLINDER DIESEL ENGINE TYPE DEUTZ TCD 4.1 L4
- Rated engine power 2300 r.p.m.: 105 kW / 141 HP / 143 PS
- Exhaust standard: EU Stage 4 / US Tier 4f
- Standard milling width: 1 ft 7 in / 500 mm
- Theoretical milling depth: 8 in / 210 mm

### STANDARD EQUIPMENT

- Engine cover with noise insulation and flexibly decoupled engine mounting for especially quiet running and low noise emissions

### MILLING DRUM UNIT

- Automatically activating, hydraulic drive belt tensioner for reliable power transmission to the milling drum
- Hydraulically lifting side plates with position measuring sensors in the hydraulic cylinders for measuring the milling depth.
- Round milling drum housing and straight left side plate for optimum material transport, making for low left-over amounts when lifting out the milling drum
- Prepared for using a scraper decoupled from the conveyor suspension for loading material using discharge conveyor
- The right side of the milling drum housing can easily be folded down for maintenance or milling drum change
- Optimized for quick change of the milling drum, including by using centering pins with the side door of the milling drum housing
- With automatic electrical safety shut-off for the milling drum

### LOADING OF MILLED MATERIAL

- Machine prepared for optional material loading by discharge conveyor
- Conveyor speed continuously variable
- Conveyor slewing angle right/left 30 degrees each for significantly improved loading procedures
- Slender conveyor suspension permits improved visibility to the rear

### OPERATOR'S PLATFORM

- Operator's platform with ergonomically arranged operator's seat, control panel arranged on the right and digital milling depth indicator in the control display
- Steering console with adjustable rake and reach for ideal adaptation of the operator's platform to the operator
- 2 rear-view mirrors left
- Machine design permits unobstructed view of the milled edge at the right and left as well as the working area in front of the milling drum on the right



- Conveniently accessible ladder/footstep to the operator's platform with night-time lighting and especially low, folding bottom edge of the latter/footstep
- Robust anti-vandalism protection for the controls

#### CHASSIS AND HEIGHT ADJUSTMENT

- Precise machine height adjustment in 0.04 or 0.2 in /1 or 5 mm steps from the machine control panel
- Infinitely variable, hydraulic all-wheel drive with three speed ranges
- Digital load control, manual engageable, hydraulic differential lock (by flow distributor)
- Particularly wide solid rubber tires (1 ft / 300 mm) for the lowest ground pressures and optimum traction
- For milling along curb edges, the rear right support wheel can be swiveled hydraulically from the operator's platform in front of the milling drum. In addition, the machine does not have to be lowered.
- Hydraulic spring-loaded brake
- Proportional height adjustment at rear
- Additional machine controller for automatic milling of intermittent rumble strip sections. Only in combination with a rumble strip kit.

#### MISCELLANEOUS

- Optimized center of gravity position, irrespective of the filling levels of the water and fuel tanks
- Particularly low machine center of gravity for high stability of the machine
- Robust and easily maintained machine chassis with optimum ground clearance and short overhangs
- Device for towing away
- Reversing horn
- Large tool package with lockable tool box and additional storage space for two pick containers
- Pre-fitting for installing the WITOS FleetView control unit
- European design type certification, EuroTest mark and CE conformity

List price ex subsidiary Wirtgen America

USD 287,538.00

Mandatory Options				
Milling drum housing				
Wear-resistant milling drum housing FB500 (20") with scraper system. For use with discharge conveyor.	Standard	2288339	USD	0.00
Milling drums / milling units				
Milling drum with milling width 500 mm / 1 ft 7 in, milling depth max. 210 mm / 8 in, tool spacing 15 mm / 19/32 in, equipped with welded pick holders HT08 with increased service life and 60 picks. For a wide range of applications, e.g. removal of surface and binder layer, complete removal of road surfaces or concrete milling work.	Standard	2288343	USD	0.00
Material depressor / milling unit seal front				
Front milling drum unit seal FB500 (20") with hydraulic height and contact pressure adjustment. An overload sensor with control function lifts the seal briefly in case of a collision and thus prevents damage.	Standard	2288347	USD	0.00
Operator's platform				
Standard operator's seat with shock absorption and lengthways adjustment	Standard	2288348	USD	0.00
Comfort operator's seat incl. seat heating. The operator's seat has shock absorption, lengthways adjustment and can be swiveled through 20 degrees.	Option	2288349	USD	1,031.00
Milling depth regulation				
Digital milling depth indicator in the control display. The measurement is made using cylinder sensors in the lifting columns. Regulation is performed manually by the operator. With 3 freely assignable milling depth memory slots each for the left and right sides of the machine.	Standard	2288350	USD	0.00
LEVEL PRO PLUS leveling system. The measurement is made using cylinder sensors on the side plate right and left. The milling depth is displayed and set intuitively on the LEVEL PRO PLUS control display. The milling depth is regulated automatically. Incl. pre-fitting for additional sensors (e.g. Rapid Slope).	Option	2288352	USD	9,568.00
Hydraulic connection				
Machine with hydraulic pre-fitting for a discharge conveyor with screw coupling. Each contains the coupling element on the machine side and the discharge conveyor side.	Standard	2288355	USD	0.00
Machine with hydraulic pre-fitting for a discharge conveyor with quick-change coupling. For quick change of the discharge conveyor. Each contains the coupling element on the machine side and the discharge conveyor side.	Option	2329169	USD	3,501.00
Material transport				
Transport lock for locking the ejection opening for machine with loading conveyor removed	Option	2368733	USD	258.00

Shortened discharge conveyor 3 ft 7 in / 1,100 mm long with conveyor belt system 1 ft 2 in / 350 mm. Including hydraulic conveyor cylinder and installation material. Ideal for loading wheel loader buckets and wheelbarrows or for depositing the milled material at the side.	<b>Option</b>	<b>2288358</b>	<b>USD</b>	<b>12,038.00</b>
Discharge conveyor 18 ft 4 in / 5,600 mm long with conveyor belt width 1 ft 2 in / 350 mm and hydraulic folding device for shortening the transport length or simplified maneuvering in narrow fields. Including mechanical installation and removal assistance.	<b>Standard</b>	<b>2288359</b>	<b>USD</b>	<b>0.00</b>
<b>Paint</b>				
Painting in cream RAL 9001 with orange stripes. The complete lower part of the machine is painted in slate grey RAL 7015.	<b>Standard</b>	<b>2288360</b>	<b>USD</b>	<b>0.00</b>
Monocolor special painting. Cream white color is replaced by a special color (RAL according to customer). The complete lower part of the machine is painted in slate grey RAL 7015.	<b>Option</b>	<b>2288361</b>	<b>USD</b>	<b>1,262.00</b>
<b>Technical documentation</b>				
Technical documentation - North America country version (US)	<b>Standard</b>	<b>2456347</b>	<b>USD</b>	<b>0.00</b>
<b>Service documentation</b>				
Spare part and application documentation English (EN)	<b>Standard</b>	<b>2456404</b>	<b>USD</b>	<b>0.00</b>
<b>Warranty</b>				
Standard warranty 12 months or 1000 engine operational hours	<b>Standard</b>	<b>100772</b>	<b>USD</b>	<b>0.00</b>
<b>Telematics</b>				
WITOS FleetView includes a control unit (TCU) with a GPS receiver and the usage rights for the web application WITOS FleetView. The web access function offers a compact overview of the machine status including consumption data, working times, position data, error messages and service intervals. (The actual amount of data available depends on the machine type). The availability of WITOS FleetView is guaranteed for 3 years from the date of delivery.	<b>Standard</b>	<b>2483436</b>	<b>USD</b>	<b>0.00</b>

<b>Machine lighting</b>				
Lighting system consisting of 1 LED strip, 3 halogen and 8 LED working lights. The headlights illuminate the area in front of the machine, the left machine side, the area in front of the milling drum unit, the loading area, the ladder/footstep and the operator's platform. The light output of the working lights is approx. 16,700 lumen in total.	<b>Standard</b>	<b>2487449</b>	<b>USD</b>	<b>0.00</b>
High-performance lighting system consisting of 2 LED strips, 1 halogen and 12 LED working lights. The headlights illuminate the area in front of the machine, the rear of the machine, the left machine side from the front and rear, the area in front of the milling drum unit, the wheel arch, the weather canopy, the loading area, the ladder/footstep and the operator's platform. The light output of the working lights is approx. 23,300 lumen in total. LED working lights are extremely bright, shock-resistant and durable.	<b>Option</b>	<b>2487450</b>	<b>USD</b>	<b>923.00</b>
<b>Crawler units</b>				
Chassis with 4 driven wheeled track units for a quick and maneuverable change of field with optimum traction and better distribution of ground pressure. The front wheels are arranged slightly offset and so permit larger steering angles as well as greater comfort and safety when crossing lateral steps.	<b>Standard</b>	<b>2286790</b>	<b>USD</b>	<b>0.00</b>
<b>Equipment Options</b>				
<b>Additional weight</b>				
Machine equipment with an additional weight 838 lbs / 380 kg behind the front axle. The additional weight increases the machine traction.	<b>Option</b>	<b>2288394</b>	<b>USD</b>	<b>2,076.00</b>
<b>Advance drive</b>				
Equipment of the machine with 4-wheel chassis with precision steering. Pushbuttons on the multi-function armrests with a proportional response permit more precise steering of the machine. The right rear wheel also steers, thereby enabling the smallest turning circles within a compact space.	<b>Standard</b>	<b>2478478</b>	<b>USD</b>	<b>0.00</b>
Equipment of the machine for increased transport speed by using more powerful hydraulic components, (3-wheel up to 8 km/h / 5 mph, 4-wheel up to 12 km/h / 7.5 mph). Working in the field is significantly accelerated by an increased transport speed of the machine. Option only possible in conjunction with precision steering.	<b>Standard</b>	<b>2478476</b>	<b>USD</b>	<b>0.00</b>

<b>Equipment operator's platform</b>				
Operator's platform with weather canopy and lateral weather protection elements. The weather canopy can be adjusted in height hydraulically. The transparent weather protection elements on the side on the roof and the right of the operator's platform protect the operator against the effects of weather driving in from the sides, and ensure additional comfort when working.	Option	2309414	USD	8,862.00
<b>Milling drum assembly options</b>				
Overload sensor on the scraper FB500/600 for automatic lifting function in case of obstacles. Effectively prevents the scraper from sinking into the loose sub-base, as well as getting stuck on obstacles.	Option	2478474	USD	909.00
Active floating position on the side plate right and left by continuous comparison between the milling depth and position of the side plate. If required, the side plate is lifted briefly to prevent tilting or sinking into a soft sub-base. (Only possible in conjunction with LEVEL PRO PLUS.)	Option	2478486	USD	1,656.00
<b>Side milling ring</b>				
Side milling ring with protective cover and ancillary parts FB80 (3") cpl., with welded pick holders HT02, milling depth max. 0 ft 11 in / 300 mm, equipped with 30 picks	Option	2288386	USD	9,446.00
<b>Device for milling drum change</b>				
Milling drum assembly trolley for milling drums up to FB600 (24"), for straightforward milling drum change.	Option	177240	USD	665.00
<b>Additional milling units</b>				
FCS milling unit FB400 (15,75") LA15, with welded pick holders HT08, milling depth max. 8 in / 210 mm, equipped with 54 picks. Including corresponding scraper bottom parts.	Option	2288388	USD	6,949.00
FCS milling unit FB300 (12") LA15, with welded pick holders HT08, milling depth max. 8 in / 210 mm, equipped with 47 picks. Including corresponding scraper bottom parts.	Option	2288389	USD	5,985.00
<b>Cold-start device</b>				
Electric preheating of the fuel filter for maintaining free-flow properties of the fuel at low outside temperatures. Used for ensuring operating capability at temperatures below 32 degrees Fahrenheit / 0 degrees Celsius.	Option	2411669	USD	394.00
<b>Options for belt conveyor</b>				
Additional shortened discharge conveyor 3 ft 7 in / 1,100 mm long with conveyor belt system 1 ft 2 in / 350 mm. Including hydraulic conveyor cylinder and installation material. Ideal for loading wheel loader buckets and wheelbarrows or for depositing the milled material at the side.	Option	2288390	USD	11,251.00

<b>Lateral slope control</b>				
Expansion of the LEVEL PRO PLUS leveling system by a RAPID SLOPE sensor. Ideal, for example for aligning the machine in a defined lateral tilt on a one-sided reference.	Option	2547902	USD	4,004.00
Expansion of the LEVEL PRO PLUS leveling system by a leveling boom that can be moved out on the left side. The boom can be moved out hydraulically if required by up to 43 in / 1,080 mm and mechanically by a further 40 in / 1,020 mm. Including sensor and cable as well as LED position lights for indicating the moved-out boom.	Option	2288393	USD	5,496.00
<b>Attachments</b>				
Hydraulic control valves and hydraulic connection on machine rear for the use of a hydraulic hammer or further hydraulically driven additional devices.	Option	2363218	USD	936.00
<b>Attachments</b>				
Powerful hydraulic hammer with 33 ft / 10 m connection hose. Ideal for removing left-over areas.	Option	2288398	USD	4,058.00
<b>Water system / spraying agent system</b>				
Hydraulically driven water filler pump. For rapid filling of the water tank. The filler pump is located in an easily accessible position and is protected in the storage compartment at the ladder/footstep to the operator's platform.	Option	2288387	USD	2,755.00
<b>Pick changing aids</b>				
Hydraulically driven pick extractor drift, complete with holder and corresponding electrical and hydraulic connectors. Ideal for convenient and quiet pick change.	Option	2288399	USD	5,904.00
<b>Wirtgen information and diagnostic system</b>				
Equipment of the machine with job data acquisition. The information is shown in the control display.	Option	2410294	USD	1,113.00
<b>Camera system</b>				
Monitor system with 2 cameras and an additional screen. A camera is mounted on the discharge conveyor and displays the ejection area. The 2nd camera can be freely positioned on the machine using a magnetic base and spiral cable, and thus offers complete flexibility in use.	Option	2487626	USD	4,967.00

<b>Other devices</b>				
License plate holder with LED lighting to comply with country-specific regulations.		2655776	USD	434.00
<b>Additional milling drums</b>				
Milling drum FB80 (3") with welded pick holders HT02, milling depth max. 8 in / 210 mm, equipped with 24 RS picks, for the installation in the milling drum housing with zero edge right	Option	2078806	USD	3,257.00
Milling drum with milling width 300 mm / 0 ft 11 in, milling depth max. 210 mm / 8 in, tool spacing 15 mm / 19/32 in, equipped with welded pick holders HT08 with increased service life and 47 picks. For a wide range of applications, e.g. removal of surface and binder layer, complete removal of road surfaces or concrete milling work.	Option	2334037	USD	5,089.00
Milling drum with milling width 400 mm / 15 3/4 in, milling depth max. 210 mm / 8 in, tool spacing 15 mm / 19/32 in, equipped with welded pick holders HT08 with increased service life and 54 picks. For a wide range of applications, e.g. removal of surface and binder layer, complete removal of road surfaces or concrete milling work.	Option	2334038	USD	5,768.00
Microfine milling drum FB500 (20") LA3, with welded pick holders HT4, milling depth max. 0.8 in / 20 mm, equipped with 166 mini-picks.	Option	178460	USD	11,617.00
Fine milling drum, with milling width 500 mm / 1 ft 8 in, milling depth max. 50 mm / 2 in, tool spacing 6 mm / 15/64 in, equipped with welded holder system HT5 and 84 picks. For applications with the maximum requirement on macro and micro-profile of the road surface, e.g. increase in grip by roughening, preparatory milling for thin-layer coverings or removal of markings on the road surface.	Option	177181	USD	8,767.00
FCS milling drum with milling width 500 mm / 1 ft 7 in, milling depth max. 210 mm / 8 in, tool spacing 20 mm / 25/32 in, equipped with welded pick holders HT08 and 54 picks. For applications with high requirements for milling volume, e.g. complete removal of road surfaces or concrete milling work.	Option	2389515	USD	5,863.00
<b>Documentation</b>				
Additional set of technical documentation - North America country version (US)	Option		USD	81.00
<sup>1</sup> Option must be ordered from headquarters. Date: 3/6/2019				

## Price list

### W 60 Ri

#### Scope of supply – basic machine

- Engine: 4-CYLINDER DIESEL ENGINE TYPE DEUTZ TCD 4.1 L4
- Rated engine power 2300 r.p.m.: 105 kW / 141 HP / 143 PS
- Exhaust standard: EU Stage 4 / US Tier 4f
- Standard milling width: 1 ft 7 in / 500 mm
- Theoretical milling depth: 8 in / 210 mm

#### STANDARD EQUIPMENT

- Engine cover with noise insulation and flexibly decoupled engine mounting for especially quiet running and low noise emissions

#### MILLING DRUM UNIT

- Automatically activating, hydraulic drive belt tensioner for reliable power transmission to the milling drum
- Hydraulically lifting side plates with position measuring sensors in the hydraulic cylinders for measuring the milling depth.
- Round milling drum housing and straight left side plate for optimum material transport, making for low left-over amounts when lifting out the milling drum
- Prepared for using a scraper decoupled from the conveyor suspension for loading material using discharge conveyor
- The right side of the milling drum housing can easily be folded down for maintenance or milling drum change
- Optimized for quick change of the milling drum, including by using centering pins with the side door of the milling drum housing
- With automatic electrical safety shut-off for the milling drum

#### LOADING OF MILLED MATERIAL

- Machine prepared for optional material loading by discharge conveyor
- Conveyor speed continuously variable
- Conveyor slewing angle right/left 30 degrees each for significantly improved loading procedures
- Slender conveyor suspension permits improved visibility to the rear

#### OPERATOR'S PLATFORM

- Operator's platform with ergonomically arranged operator's seat, control panel arranged on the right and digital milling depth indicator in the control display
- Steering console with adjustable rake and reach for ideal adaptation of the operator's platform to the operator
- 2 rear-view mirrors left
- Machine design permits unobstructed view of the milled edge at the right and left as well as the working area in front of the milling drum on the right
- Conveniently accessible ladder/footstep to the operator's platform with night-time lighting and especially low, folding bottom edge of the latter/footstep



- Robust anti-vandalism protection for the controls

#### CHASSIS AND HEIGHT ADJUSTMENT

- Precise machine height adjustment in 0.04 or 0.2 in /1 or 5 mm steps from the machine control panel
- Infinitely variable, hydraulic all-wheel drive with three speed ranges
- Digital load control, manual engageable, hydraulic differential lock (by flow distributor)
- Particularly wide solid rubber tires (1 ft / 300 mm) for the lowest ground pressures and optimum traction
- For milling along curb edges, the rear right support wheel can be swiveled hydraulically from the operator's platform in front of the milling drum. In addition, the machine does not have to be lowered.
- Hydraulic spring-loaded brake
- Proportional height adjustment at rear
- Additional machine controller for automatic milling of intermittent rumble strip sections. Only in combination with a rumble strip kit.

#### MISCELLANEOUS

- Optimized center of gravity position, irrespective of the filling levels of the water and fuel tanks
- Particularly low machine center of gravity for high stability of the machine
- Robust and easily maintained machine chassis with optimum ground clearance and short overhangs
- Device for towing away
- Reversing horn
- Machine equipment with an additional weight 838 lbs / 380 kg behind the front axle. The additional weight increases the machine traction.
- Large tool package with lockable tool box and additional storage space for two pick containers
- Pre-fitting for installing the WITOS FleetView control unit
- European design type certification, EuroTest mark and CE conformity

List price ex subsidiary Wirtgen America

USD 292,966.00

Mandatory Options				
Milling drum housing				
Wear-resistant milling drum housing FB600 (24") with scraper system. For use with discharge conveyor.	Standard	2381026	USD	0.00
Milling drums / milling units				
Milling drum with milling width 600 mm / 23 5/8 in, milling depth max. 210 mm / 8 in, tool spacing 15 mm / 19/32 in, equipped with welded pick holders HT08 with increased service life and 70 picks. For a wide range of applications, e.g. removal of surface and binder layer, complete removal of road surfaces or concrete milling work.	Standard	2288345	USD	0.00
Material depressor / milling unit seal front				
Front milling drum unit seal FB600 (24") with hydraulic height and contact pressure adjustment. An overload sensor with lifting function lifts the seal briefly in case of a collision and thus prevents damage.	Standard	2297529	USD	0.00
Operator's platform				
Standard operator's seat with shock absorption and lengthways adjustment	Standard	2288348	USD	0.00
Comfort operator's seat incl. seat heating. The operator's seat has shock absorption, lengthways adjustment and can be swiveled through 20 degrees.	Option	2288349	USD	1,031.00
Milling depth regulation				
Digital milling depth indicator in the control display. The measurement is made using cylinder sensors in the lifting columns. Regulation is performed manually by the operator. With 3 freely assignable milling depth memory slots each for the left and right sides of the machine.	Standard	2288350	USD	0.00
LEVEL PRO PLUS leveling system. The measurement is made using cylinder sensors on the side plate right and left. The milling depth is displayed and set intuitively on the LEVEL PRO PLUS control display. The milling depth is regulated automatically. Incl. pre-fitting for additional sensors (e.g. Rapid Slope).	Option	2288352	USD	9,568.00
Hydraulic connection				
Machine with hydraulic pre-fitting for a discharge conveyor with screw coupling. Each contains the coupling element on the machine side and the discharge conveyor side.	Standard	2288355	USD	0.00
Machine with hydraulic pre-fitting for a discharge conveyor with quick-change coupling. For quick change of the discharge conveyor. Each contains the coupling element on the machine side and the discharge conveyor side.	Option	2329169	USD	3,501.00

<b>Material transport</b>				
Transport lock for locking the ejection opening for machine with loading conveyor removed	Option	2368733	USD	258.00
Shortened discharge conveyor 3 ft 7 in / 1,100 mm long with conveyor belt system 1 ft 2 in / 350 mm. Including hydraulic conveyor cylinder and installation material. Ideal for loading wheel loader buckets and wheelbarrows or for depositing the milled material at the side.	Option	2288358	USD	12,038.00
Discharge conveyor 18 ft 4 in / 5,600 mm long with conveyor belt width 1 ft 2 in / 350 mm and hydraulic folding device for shortening the transport length or simplified maneuvering in narrow fields. Including mechanical installation and removal assistance.	Standard	2288359	USD	0.00
<b>Paint</b>				
Painting in cream RAL 9001 with orange stripes. The complete lower part of the machine is painted in slate grey RAL 7015.	Standard	2380455	USD	0.00
Monocolor special painting. Cream white color is replaced by a special color (RAL according to customer). The complete lower part of the machine is painted in slate grey RAL 7015.	Option	2380457	USD	1,262.00
<b>Technical documentation</b>				
Technical documentation - North America country version (US)	Standard	2456347	USD	0.00
<b>Service documentation</b>				
Spare part and application documentation English (EN)	Standard	2456404	USD	0.00
<b>Warranty</b>				
Standard warranty 12 months or 1000 engine operational hours	Standard	100772	USD	0.00
<b>Telematics</b>				
WITOS FleetView includes a control unit (TCU) with a GPS receiver and the usage rights for the web application WITOS FleetView. The web access function offers a compact overview of the machine status including consumption data, working times, position data, error messages and service intervals. (The actual amount of data available depends on the machine type). The availability of WITOS FleetView is guaranteed for 3 years from the date of delivery.	Standard	2483436	USD	0.00
<b>Machine lighting</b>				
Lighting system consisting of 1 LED strip, 3 halogen and 8 LED working lights. The headlights illuminate the area in front of the machine, the left machine side, the area in front of the milling drum unit, the loading area, the ladder/footstep and the operator's platform. The light output of the working lights is approx. 16,700 lumen in total.	Standard	2487449	USD	0.00
High-performance lighting system consisting of 2 LED strips, 1 halogen and 12 LED working lights. The headlights illuminate the area in front of the machine, the rear of the machine, the left machine side from the front and rear, the area in front of the milling drum unit, the wheel arch, the weather canopy, the loading area, the ladder/footstep and the operator's platform. The light output of the working lights is approx. 23,300 lumen in total. LED working lights are extremely bright, shock-resistant and durable.	Option	2487450	USD	923.00

<b>Crawler units</b>				
Chassis with 4 driven wheeled track units for a quick and maneuverable change of field with optimum traction and better distribution of ground pressure. The front wheels are arranged slightly offset and so permit larger steering angles as well as greater comfort and safety when crossing lateral steps.	<b>Standard</b>	<b>2286790</b>	<b>USD</b>	<b>0.00</b>
<b>Equipment Options</b>				
<b>Additional weight</b>				
Equipment of the machine with an additional weight 620 kg / 1367 lbs on the underbody. For the W 50 Ri, only in conjunction with the additional weight 380 kg / 838 lbs. The additional weight increases the machine traction.	<b>Option</b>	<b>2288395</b>	<b>USD</b>	<b>2,836.00</b>
<b>Advance drive</b>				
Equipment of the machine with 4-wheel chassis with precision steering. Pushbuttons on the multi-function armrests with a proportional response permit more precise steering of the machine. The right rear wheel also steers, thereby enabling the smallest turning circles within a compact space.	<b>Standard</b>	<b>2481423</b>	<b>USD</b>	<b>0.00</b>
Equipment of the machine for increased transport speed by using more powerful hydraulic components, (3-wheel up to 8 km/h / 5 mph, 4-wheel up to 12 km/h / 7.5 mph). Working in the field is significantly accelerated by an increased transport speed of the machine. Option only possible in conjunction with precision steering.	<b>Standard</b>	<b>2478476</b>	<b>USD</b>	<b>0.00</b>
<b>Equipment operator's platform</b>				
Operator's platform with weather canopy and lateral weather protection elements. The weather canopy can be adjusted in height hydraulically. The transparent weather protection elements on the side on the roof and the right of the operator's platform protect the operator against the effects of weather driving in from the sides, and ensure additional comfort when working.	<b>Option</b>	<b>2309414</b>	<b>USD</b>	<b>8,862.00</b>
<b>Milling drum assembly options</b>				
Overload sensor on the scraper FB500/600 for automatic lifting function in case of obstacles. Effectively prevents the scraper from sinking into the loose sub-base, as well as getting stuck on obstacles.	<b>Option</b>	<b>2478474</b>	<b>USD</b>	<b>909.00</b>
<b>Device for milling drum change</b>				
Milling drum assembly trolley for milling drums up to FB600 (24"), for straightforward milling drum change.	<b>Option</b>	<b>177240</b>	<b>USD</b>	<b>665.00</b>
<b>Additional milling units</b>				
FCS milling unit FB500 (1 ft 6 in) LA15, with welded pick holders HT08, milling depth max. 8 in / 210 mm, equipped with 60 picks. Including corresponding scraper bottom parts.	<b>Option</b>	<b>2542455</b>	<b>USD</b>	<b>9,052.00</b>
FCS milling unit FB400 (15,75") LA15, with welded pick holders HT08, milling depth max. 8 in / 210 mm, equipped with 54 picks. Including corresponding scraper bottom parts.	<b>Option</b>	<b>2542456</b>	<b>USD</b>	<b>8,645.00</b>

<b>Cold-start device</b>				
Electric preheating of the fuel filter for maintaining free-flow properties of the fuel at low outside temperatures. Used for ensuring operating capability at temperatures below 32 degrees Fahrenheit / 0 degrees Celsius.	Option	2411669	USD	394.00
<b>Options for belt conveyor</b>				
Additional shortened discharge conveyor 3 ft 7 in / 1,100 mm long with conveyor belt system 1 ft 2 in / 350 mm. Including hydraulic conveyor cylinder and installation material. Ideal for loading wheel loader buckets and wheelbarrows or for depositing the milled material at the side.	Option	2288390	USD	11,251.00
<b>Attachments</b>				
Hydraulic control valves and hydraulic connection on machine rear for the use of a hydraulic hammer or further hydraulically driven additional devices.	Option	2363218	USD	936.00
<b>Attachments</b>				
Powerful hydraulic hammer with 33 ft / 10 m connection hose. Ideal for removing left-over areas.	Option	2288398	USD	4,058.00
<b>Water system / spraying agent system</b>				
Hydraulically driven water filler pump. For rapid filling of the water tank. The filler pump is located in an easily accessible position and is protected in the storage compartment at the ladder/footstep to the operator's platform.	Option	2288387	USD	2,755.00
<b>Pick changing aids</b>				
Hydraulically driven pick extractor drift, complete with holder and corresponding electrical and hydraulic connectors. Ideal for convenient and quiet pick change.	Option	2288399	USD	5,904.00
<b>Wirtgen information and diagnostic system</b>				
Equipment of the machine with job data acquisition. The information is shown in the control display.	Option	2410294	USD	1,113.00
<b>Camera system</b>				
Monitor system with 2 cameras and an additional screen. A camera is mounted on the discharge conveyor and displays the ejection area. The 2nd camera can be freely positioned on the machine using a magnetic base and spiral cable, and thus offers complete flexibility in use.	Option	2487626	USD	4,967.00
<b>Other devices</b>				
License plate holder with LED lighting to comply with country-specific regulations.	Option	2655776	USD	434.00

<b>Additional milling drums</b>				
Milling drum FB80 (3") with welded pick holders HT02, milling depth max. 8 in / 210 mm, equipped with 24 picks	Option	2389524	USD	3,176.00
Fine milling drum, with milling width 600 mm, milling depth max. 100 mm, tool spacing 6 mm / 15/64 in, equipped with welded holder system HT5 and 101 picks. For applications with the maximum requirement on macro and micro-profile of the road surface, e.g. increase in grip by roughening, preparatory milling for thin-layer coverings or removal of markings on the road surface.	Option	2389522	USD	10,084.00
Milling drum Eco-Cutter FB600 (24") LA20 with welded pick holders HT08 with increased service life. Milling depth max. 8 in / 210 mm, equipped with 58 picks.	Option	2389521	USD	6,216.00
Microfine milling drum FB500 (20") LA3, with welded pick holders HT4, milling depth max. 0.8 in / 20 mm, equipped with 166 mini-picks.	Option	178460	USD	11,617.00
Fine milling drum, with milling width 500 mm / 1 ft 8 in, milling depth max. 50 mm / 2 in, tool spacing 6 mm / 15/64 in, equipped with welded holder system HT5 and 84 picks. For applications with the maximum requirement on macro and micro-profile of the road surface, e.g. increase in grip by roughening, preparatory milling for thin-layer coverings or removal of markings on the road surface.	Option	177181	USD	8,767.00
FCS milling drum with milling width 500 mm / 1 ft 7 in, milling depth max. 210 mm / 8 in, tool spacing 20 mm / 25/32 in, equipped with welded pick holders HT08 and 54 picks. For applications with high requirements for milling volume, e.g. complete removal of road surfaces or concrete milling work.	Option	2389515	USD	5,863.00
Milling drum with milling width 400 mm / 15 3/4 in, milling depth max. 210 mm / 8 in, tool spacing 15 mm / 19/32 in, equipped with welded pick holders HT08 with increased service life and 54 picks. For a wide range of applications, e.g. removal of surface and binder layer, complete removal of road surfaces or concrete milling work.	Option	2334038	USD	5,768.00
Adapter for installing a milling drum with FB500 in an FB600 milling drum housing The milling drum remains right-aligned in the milling drum housing, thus maintaining the zero-clearance side on the right during the milling process.	Option	2542993	USD	1,425.00
<b>Documentation</b>				
Additional set of technical documentation - North America country version (US)	Option		USD	81.00

<sup>1</sup>Option must be ordered from headquarters.

Date: 3/6/2019

**Price list****WR 200 XLi****Scope of supply – basic machine**

- Engine: 6-cylinder diesel engine: Mercedes-Benz OM 470 LA
- Power at 1,900 r.p.m.: 308 kW / 412 HP / 418 PS
- Maximum power at 1,700 r.p.m.: 320 kW / 429 HP / 435 PS
- Exhaust standard: EU Stage 4 / US Tier 4f
- Standard milling width: 7 ft 10 in / 2400 mm
- Theoretical milling depth: 1 ft 8 in / 500 mm

**STANDARD EQUIPMENT**

- Basic machine with engine
- Machine chassis with integrated water tank and free visibility onto the right milled edge
- The right wheels are for working right up to the edges within the milling width
- Diesel engine power controller for optimum milling and mixing results
- Engine cooling system with temperature-controlled fan speed
- Air system with compressor max. 116 psi / 8 bar (not suitable for filling the S-Pack!)
- Lockable, engine cowling with integrated sound insulation package
- Mechanical milling drum drive via a drive belt with automatic belt tensioner
- Variable cutting speed by combination of 3 selectable engine speeds and 3 adjustable drive belt pulley arrangements to achieve optimum working results
- Depending on the working direction possible synchronous rotation or counterrotating mode
- Hydraulic adjustable rotor plate front
- Hydraulically adjustable scraper plates behind the drum
- Infinitely variable working depth setting by lowering or raising of the complete milling drum
- Automatic mixing space adaptation to the particular working depth (larger mixing space with lower working depth)
- Power-controlled lowering speed of the milling drum in starting mode

**MACHINE CONTROL AND LEVELLING SYSTEM**

- Multi-function control color display showing important machine operating conditions
- Comprehensive machine diagnostics on the machine's control screen
- Programmable automatic system for initiating and completing the milling process at the particular working depth
- Automated features relieving the operator of a part of his workload

**OPERATOR'S PLATFORM**

- Comfortable, high-quality cabin with flexible mountings, with roof hatch and individually adjustable heating

- Ergonomic, air-cushioned operator's seat
- Roll-over protection system (ROPS and FOPS) integrated in the cab frame
- Large windows with optimum visibility of the particular working area and integrated window wipers
- Recirculating and fresh air filters can be changed without tools
- Various shelves and storage compartments as well as 12 V and 24 V sockets
- In order to provide an ideal view over the zero edge, the operator's cabin can be shifted over the right-hand side of the machine.
- Rotation of the operator's platform through 90° offers optimum adaptation to the particular working situation
- Individually adjustable control panel with color display
- Reversing camera with graphical reversing assistant
- Mirrors on right and left in the the front area of the machine
- Working lights integrated in the cab roof

#### **CHASSIS AND HEIGHT ADJUSTMENT**

- Infinitely adjustable, hydraulic all-wheel drive
- Four-way penduluming of the lifting columns to compensate for unevennesses in the ground
- Electrohydraulic, light all-wheel steering, with the "crab", "cornering" or "straight ahead" steering types

#### **MISCELLANEOUS**

- "Welcome-and-go-home light" function with LED lighting in the ladder area
- Extensive safety package with 3 EMERGENCY STOP switches
- Comprehensive toolkit in lockable toolbox
- Pre-fitting for installing the WITOS FleetView control unit
- European design type certification, EuroTest mark and CE conformity

**List price ex subsidiary Wirtgen America**

**USD 463,899.00**



Mandatory Options				
Milling drums / milling units				
Milling and mixing rotor with working width 2400 mm / 7 ft / 10 in, working depth max. 500 mm / 1 ft 7 in, tool spacing 20 mm / 25/32 in, equipped with welded holder system HT5 and 170 picks with shank diameter D20 with exchangeable edge ring segments. For a wide range of applications in soil stabilization and cold recycling.	Standard	2417611	USD	0.00
DURAFORCE milling and mixing rotor with working width 2400 mm (7 ft 10 in), working depth max. 510 mm, tool spacing 20 mm, equipped with quick-change toolholder system HT22 and 170 RS picks with shank diameter D20 with exchangeable edge ring segments. For a wide range of applications in soil stabilization and cold recycling.	Option	2314431	USD	18,864.00
Spraying unit				
Machine without spraying system. The existing drum housing openings are locked by cover strips.	Standard	2418106	USD	0.00
A spraying system for adding water or bitumen emulsion, with eccentric auger pump (max. 211 gal/min / 800 l/min), flow-through meter and a spray bar with 16 nozzles. The spray bar has a special, automatically operating nozzle cleaning function. The spraying width can be set individually. The quantities added are controlled by a microprocessor. Straightforward operation on a color display. Including a push bar for pushing the tank truck.	Option	2494989	USD	32,639.00
System only suitable for the addition of large quantities of water in the soil stabilization process. A spraying system for the addition of water (max. 475 gal/min / 1800 l/min) with centrifugal pump, hydraulically operated shut-off device, flow meter and spraying beam with 16 nozzles. The spraying width can be set individually. The quantities added are controlled by a microprocessor. The effective control range is between 400 and 1800 l/ min. Straightforward operation on a color display. Including a push bar for pushing a tanker vehicle. (FB2400)	Option	2494986	USD	30,346.00
Paint				
Painting in cream RAL 9001 with orange stripes. The complete lower part of the machine is painted in slate grey RAL 7015.	Standard	2418129	USD	0.00
Monocolor special painting. Cream white color is replaced by a special color (RAL according to customer). The complete lower part of the machine is painted in slate grey RAL 7015.	Option	2418132	USD	1,900.00
Technical documentation				
Technical documentation - North America country version (US)	Standard	2456347	USD	0.00
Service documentation				
Spare part and application documentation English (EN)	Standard	2456404	USD	0.00

<b>Warranty</b>				
Standard warranty 12 months or 1000 engine operational hours	<b>Standard</b>	<b>100772</b>	<b>USD</b>	<b>0.00</b>
<b>Telematics</b>				
WITOS FleetView includes a control unit (TCU) with a GPS receiver and the usage rights for the web application WITOS FleetView. The web access function offers a compact overview of the machine status including consumption data, working times, position data, error messages and service intervals. (The actual amount of data available depends on the machine type). The availability of WITOS FleetView is guaranteed for 3 years from the date of delivery.	<b>Standard</b>	<b>2483436</b>	<b>USD</b>	<b>0.00</b>
<b>Machine lighting</b>				
Halogen lighting system 24 V. Consisting of 8 additional halogen working lights for illuminating the working area. The light output is approx. 1,750 lumens per headlight. Including 2 rotary beacons.	<b>Standard</b>	<b>2184631</b>	<b>USD</b>	<b>0.00</b>
Powerful LED / halogen lighting system 24 V. Consisting of 6 additional LED working lights and 2 additional halogen working lights with magnetic flux for optimum illumination of the working area. Also, the 6 standard halogen working lights on the cabin roof are replaced by 6 LED working lights. LED working lights are extremely bright, shock-resistant and durable. The light output is approx. 3,000 lumens per headlight (halogen approx. 1,750 lumens). Including 2 LED patrol lights.	<b>Option</b>	<b>2184632</b>	<b>USD</b>	<b>3,339.00</b>
<b>Equipment Options</b>				
<b>Equipment in cabin</b>				
Air-conditioner integrated in the cabin roof with automatic air conditioning, infinitely variable fan and recirculating air filters that can be changed without tools.	<b>Standard</b>	<b>2297350</b>	<b>USD</b>	<b>0.00</b>
Radio system with two speakers and antenna - radio with CD/MP3/USB/Bluetooth	<b>Standard</b>	<b>2184420</b>	<b>USD</b>	<b>0.00</b>
<b>Lateral slope control</b>				
Expansion of leveling system with electronic cross-slope sensor. Ideal, for example for aligning the machine in a defined lateral tilt on a one-sided reference.	<b>Standard</b>	<b>2417051</b>	<b>USD</b>	<b>0.00</b>
<b>Water system</b>				
Hydraulically operated high-pressure water cleaner with a maximum performance of 15 l/min at 150 bar pressure. Ideal for daily cleaning of the machine.	<b>Option</b>	<b>2223766</b>	<b>USD</b>	<b>3,515.00</b>
<b>Other devices</b>				
Battery-operated hydraulic unit for milling drum rotation device and hydraulic pick extractor drift as well as for auxiliary drive.	<b>Option</b>	<b>2302704</b>	<b>USD</b>	<b>2,443.00</b>

<b>Pick changing aids</b>				
Milling drum rotation device with electrohydraulic milling drum drive for slowly turning the milling drum during pick replacement. The diesel engine can be switched off in conjunction with the "electric hydraulic unit" option.	Option	2326246	USD	2,660.00
Pneumatic hammer with two pick extractor and inserter tools each as well as 5.00 m / 16 ft 5 in hose.	Option	60604	USD	394.00
Additional, lockable storage compartment for 8 pick containers, mounted on the left side of the machine.	Option	2658350	USD	1,316.00
<b>Camera system</b>				
Monitor system with 3 cameras and 7" color display, in addition to the reversing camera of the standard equipment. The 2nd camera is directed towards the area in front of the milling drum housing and the 3rd towards the rear rotor plate. The 4th camera permits good visibility of the left side of the machine. The camera images are displayed on the monitor in the operator's platform. For model without spraying system.	Option	2320392	USD	5,904.00
Monitor system with 3 cameras and 7" color display, in addition to the reversing camera of the standard equipment. The 2nd camera is directed towards the area in front of the milling drum housing and the 3rd towards the rear rotor plate. The 4th camera permits good visibility of the left side of the machine. The camera images are displayed on the monitor in the operator's platform. For model with spraying system.	Option	2505868	USD	5,904.00
<b>Other devices</b>				
License plate holder with LED lighting to comply with country-specific regulations.	Option	2657943	USD	380.00
<b>Miscellaneous</b>				
Additional push bar 9 ft 11 in / 3.00 m - for a second tank truck. Drawbar/ push-bar eye 1x inner diameter 1x inner diameter = 1.57 in / 40 mm and 1x inner diameter = 1.97 in / 50 mm.	Option	2269834	USD	611.00
<b>Documentation</b>				
Additional set of technical documentation - North America country version (US)	Option		USD	68.00

<sup>1</sup>Option must be ordered from headquarters.

Date: 3/6/2019

## Price list

# WR 240i

### Scope of supply – basic machine

- Engine: 6-cylinder diesel engine: Cummins QSX 15
- Maximum power at 1,900 r.p.m.: 455 kW / 610 HP / 618 PS
- Exhaust standard: EU Stage 4 / US Tier 4f
- Standard milling width: 7 ft 10 in / 2400 mm
- Theoretical milling depth: 1 ft 8 in / 510 mm

### STANDARD EQUIPMENT

- Basic machine with engine
- Machine chassis with integrated water tank and free visibility onto the right milled edge
- The right wheels are for working right up to the edges within the milling width
- Diesel engine power controller for optimum milling and mixing results
- Engine cooling system with temperature-controlled fan speed
- Air system with compressor max. 116 psi / 8 bar (not suitable for filling the S-Pack!)
- Lockable, engine cowl with integrated sound insulation package
- Mechanical milling drum drive via a drive belt with automatic belt tensioner
- Variable cutting speed by combination of 3 selectable engine speeds and 3 adjustable drive belt pulley arrangements to achieve optimum working results
- Depending on the working direction possible synchronous rotation or counterrotating mode
- Hydraulic adjustable rotor plate front
- Hydraulically adjustable scraper plates behind the drum
- Infinitely variable working depth setting by lowering or raising of the complete milling drum
- Automatic mixing space adaptation to the particular working depth (larger mixing space with lower working depth)
- Power-controlled lowering speed of the milling drum in starting mode

### MACHINE CONTROL AND LEVELLING SYSTEM

- Multi-function control color display showing important machine operating conditions
- Comprehensive machine diagnostics on the machine's control screen
- Programmable automatic system for initiating and completing the milling process at the particular working depth
- Automated features relieving the operator of a part of his workload

### OPERATOR'S PLATFORM

- Comfortable, high-quality cabin with flexible mountings, with roof hatch and individually adjustable heating
- Ergonomic, air-cushioned operator's seat

- Roll-over protection system (ROPS and FOPS) integrated in the cab frame
- Large windows with optimum visibility of the particular working area and integrated window wipers
- Recirculating and fresh air filters can be changed without tools
- Various shelves and storage compartments as well as 12 V and 24 V sockets
- In order to provide an ideal view over the zero edge, the operator's cabin can be shifted over the right-hand side of the machine.
- Rotation of the operator's platform through 90° offers optimum adaptation to the particular working situation
- Individually adjustable control panel with color display
- Reversing camera with graphical reversing assistant
- Mirrors on right and left in the the front area of the machine
- Working lights integrated in the cab roof
- Folding ladder/footstep to the operator's platform

#### **CHASSIS AND HEIGHT ADJUSTMENT**

- Infinitely adjustable, hydraulic all-wheel drive
- Four-way penduluming of the lifting columns to compensate for unevennesses in the ground
- Electrohydraulic, light all-wheel steering, with the "crab", "cornering" or "straight ahead" steering types

#### **MISCELLANEOUS**

- "Welcome-and-go-home light" function with LED lighting in the ladder area
- Extensive safety package with 3 EMERGENCY STOP switches
- Comprehensive toolkit in lockable toolbox
- Pre-fitting for installing the WITOS FleetView control unit
- European design type certification, EuroTest mark and CE conformity

**List price ex subsidiary Wirtgen America**

**USD 725,909.00**

Mandatory Options				
Milling drums / milling units				
DURAFORCE milling and mixing rotor with working width 2400 mm (7 ft 10 in), working depth max. 510 mm, tool spacing 20 mm, equipped with quick-change toolholder system HT22 and 170 RS picks with shank diameter D20 with exchangeable edge ring segments. For a wide range of applications in soil stabilization and cold recycling.	Standard	2314431	USD	0.00
Spraying unit				
Machine without spraying system. The existing drum housing openings are locked by cover strips.	Standard	2182574	USD	0.00
A spraying system for adding water or bitumen emulsion, with eccentric auger pump (max. 211 gal/min / 800 l/min), flow-through meter and a spray bar with 12 nozzles. The spray bar has a special, automatically operating nozzle cleaning function. The spraying width can be set individually. The quantities added are controlled by a microprocessor. Straightforward operation on a color display. Including a push bar for pushing the tank truck. (FB2400)	Option	2494991	USD	37,959.00
Two spraying systems for separate addition of water and bitumen emulsion, with eccentric auger pumps (each max. 211 gal/min / 800 l/min), flow-through meters and spray bars with 12 nozzles each. The spray bars have a special, automatically operating nozzle cleaning function. Furthermore, the spraying width can be set individually. The quantities added are controlled by a microprocessor. Straightforward operation on a color display. Including a push bar for pushing the tank truck. (FB2400)	Option	2494992	USD	73,218.00
System suitable for the precise addition of water, emulsion and foamed bitumen. Two spraying systems for separate addition of water and foamed bitumen, with an eccentric auger pump for adding water (max. 211 gal/min / 800 l/min), flow-through meter and a spray bar with 12 nozzles as well as electrically heated bitumen spraying system consisting of geared pump (max. 1102 lb/min / 500 kg/min), bitumen filter, flow-through meter, process water pump for foamed bitumen manufacture and a spray bar with 12 nozzles. Both spray bars have a special, automatically operating nozzle cleaning function. Furthermore, the spraying width can be set individually. The quantities added are controlled by a microprocessor. Straightforward operation on a color display. Including a push bar for pushing the tank truck. (FB2400)	Option	2494993	USD	185,128.00

System only suitable for the addition of large quantities of water in the soil stabilisation process. A spraying system for the addition of water (max. 475 gal/min / 1800 l/min) with centrifugal pump, hydraulically operated shut-off device, flow meter and spraying beam with 12 nozzles. The spraying width can be set individually. The quantities added are controlled by a microprocessor. The effective control range is between 400 and 1800 l/ min. Straightforward operation on a color display. Including a push bar for pushing a tanker vehicle. (FB2400)	Option	2494987	USD	35,299.00
<b>Binder spreader</b>				
Model without binder spreader device	Standard	2406146	USD	0.00
<b>Paint</b>				
Painting in cream RAL 9001 with orange stripes. The complete lower part of the machine is painted in slate grey RAL 7015.	Standard	2441058	USD	0.00
Monocolor special painting. Cream white color is replaced by a special color (RAL according to customer). The complete lower part of the machine is painted in slate grey RAL 7015.	Option	2441059	USD	2,199.00
<b>Technical documentation</b>				
Technical documentation - North America country version (US)	Standard	2456347	USD	0.00
<b>Service documentation</b>				
Spare part and application documentation English (EN)	Standard	2456404	USD	0.00
<b>Warranty</b>				
Standard warranty 12 months or 1000 engine operational hours	Standard	100772	USD	0.00
<b>Telematics</b>				
WITOS FleetView includes a control unit (TCU) with a GPS receiver and the usage rights for the web application WITOS FleetView. The web access function offers a compact overview of the machine status including consumption data, working times, position data, error messages and service intervals. (The actual amount of data available depends on the machine type). The availability of WITOS FleetView is guaranteed for 3 years from the date of delivery.	Standard	2483436	USD	0.00
<b>Machine lighting</b>				
Halogen lighting system 24 V. Consisting of 8 additional halogen working lights for illuminating the working area. The light output is approx. 1,750 lumens per headlight. Including 2 rotary beacons.	Standard	2184631	USD	0.00
<b>Exhaust air filter</b>				
Model without waste air filtering. Only for machines without integrated binder spreader (S-Pack).	Standard	2418221	USD	0.00

Equipment Options				
Equipment in cabin				
Air-conditioner integrated in the cabin roof with automatic air conditioning, infinitely variable fan and recirculating air filters that can be changed without tools.	Standard	2184409	USD	0.00
Radio system with two speakers and antenna - radio with CD/MP3/USB/Bluetooth	Standard	2184420	USD	0.00
Control for binder addition				
Equipment of the machine with an external dosing control unit. The additional operating display can be attached at the bottom left or right on the machine. For specific setting of important dosing parameters of the spraying strips and/or the S-pack.	Option	2418222	USD	3,827.00
Lateral slope control				
Expansion of leveling system with electronic cross-slope sensor. Ideal, for example for aligning the machine in a defined lateral tilt on a one-sided reference.	Standard	2417051	USD	0.00
Water system				
Hydraulically operated high-pressure water cleaner with a maximum performance of 15 l/min at 150 bar pressure. Ideal for daily cleaning of the machine.	Option	2184414	USD	4,099.00
Other devices				
Battery-operated hydraulic unit for milling drum rotation device and hydraulic pick extractor drift as well as for auxiliary drive.	Option	2201333	USD	2,850.00
Pick changing aids				
Milling drum rotation device with electrohydraulic milling drum drive for slowly turning the milling drum during pick replacement. The diesel engine can be switched off in conjunction with the "electric hydraulic unit" option.	Standard	2184416	USD	0.00
Pneumatic hammer with two pick extractor and inserter tools each as well as 5.00 m / 16 ft 5 in hose.	Option	60604	USD	461.00
Hydraulically driven pick extractor with holder and corresponding electrical and hydraulic connectors. Ideal for a convenient, fast and quiet cutting tool replacement.	Option	2210777	USD	3,461.00
Additional, lockable storage compartment for 8 pick containers, mounted on the left side of the machine.	Option	2658085	USD	1,859.00
Camera system				



Monitor system with 3 cameras and 7" color display, in addition to the reversing camera of the standard equipment. The 2nd camera is directed towards the area in front of the milling drum housing and the 3rd towards the rear rotor plate. The 4th camera permits good visibility of the left side of the machine. The camera images are displayed on the monitor in the operator's platform. For model without spraying system.	<b>Standard</b>	<b>2184412</b>	<b>USD</b>	<b>0.00</b>
<b>Other devices</b>				
License plate holder with LED lighting to comply with country-specific regulations.	<b>Option</b>	<b>2657943</b>	<b>USD</b>	<b>434.00</b>
<b>Miscellaneous</b>				
Additional push bar 9 ft 11 in / 3.00 m - for a second tank truck. Drawbar/ push-bar eye 1x inner diameter 1x inner diameter = 1.57 in / 40 mm and 1x inner diameter = 1.97 in / 50 mm.	<b>Option</b>	<b>2269834</b>	<b>USD</b>	<b>611.00</b>
<b>Documentation</b>				
Additional set of technical documentation - North America country version (US)	<b>Option</b>		<b>USD</b>	<b>81.00</b>

<sup>1</sup>Option must be ordered from headquarters.

Date: 3/6/2019



## Price list WR 250i

### Scope of supply – basic machine

- Engine: 6-cylinder diesel engine: CATERPILLAR C18 ATAAC
- Rated power at 1,900 r.p.m.: 563 kW / 755 HP / 766 PS
- Exhaust standard: EU not regulated / US Tier 4
- Standard milling width: 7 ft 10 in / 2400 mm
- Theoretical milling depth: 1 ft 10 in / 560 mm

### STANDARD EQUIPMENT

- Basic machine with engine
- Machine chassis with integrated water tank and free visibility onto the right milled edge
- The right wheels are for working right up to the edges within the milling width
- Diesel engine power controller for optimum milling and mixing results
- Engine cooling system with temperature-controlled fan speed
- Air system with compressor max. 116 psi / 8 bar (not suitable for filling the S-Pack!)
- Lockable, engine cowling with integrated sound insulation package
- Mechanical milling drum drive via a drive belt with automatic belt tensioner
- Variable cutting speed by a combination of 3 selectable motor speeds, 2 variable drive belt pulley arrangements and one milling drum gearbox with 2-gear stages for achieving optimum working results
- Depending on the working direction possible synchronous rotation or counterrotating mode
- Hydraulic adjustable rotor plate front
- Hydraulically adjustable scraper plates behind the drum
- Infinitely variable working depth setting by lowering or raising of the complete milling drum
- Automatic mixing space adaptation to the particular working depth (larger mixing space with lower working depth)
- Milling drum rotation device with hydraulic milling drum drive for slowly turning the milling drum in the pick change
- Power-controlled lowering speed of the milling drum in starting mode

### MACHINE CONTROL AND LEVELLING SYSTEM

- Multi-function control color display showing important machine operating conditions
- Comprehensive machine diagnostics on the machine's control screen
- Programmable automatic system for initiating and completing the milling process at the particular working depth
- Automated features relieving the operator of a part of his workload

### OPERATOR'S PLATFORM

- Comfortable, high-quality cabin with flexible mountings, with roof hatch and individually adjustable heating
- Ergonomic, air-cushioned operator's seat
- Roll-over protection system (ROPS and FOPS) integrated in the cab frame
- Large windows with optimum visibility of the particular working area and integrated window wipers
- Recirculating and fresh air filters can be changed without tools
- Various shelves and storage compartments as well as 12 V and 24 V sockets
- In order to provide an ideal view over the zero edge, the operator's cabin can be shifted over the right-hand side of the machine.
- Rotation of the operator's platform through 90° offers optimum adaptation to the particular working situation
- Individually adjustable control panel with color display

- Reversing camera with graphical reversing assistant
- Mirrors on right and left in the the front area of the machine
- Working lights integrated in the cab roof
- Folding ladder/footstep to the operator's platform

#### **CHASSIS AND HEIGHT ADJUSTMENT**

- Infinitely adjustable, hydraulic all-wheel drive
- Four-way penduluming of the lifting columns to compensate for unevennesses in the ground
- Electrohydraulic, light all-wheel steering, with the "crab", "cornering" or "straight ahead" steering types

#### **MISCELLANEOUS**

- "Welcome-and-go-home light" function with LED lighting in the ladder area
- Extensive safety package with 3 EMERGENCY STOP switches
- Comprehensive toolkit in lockable toolbox
- Pre-fitting for installing the WITOS FleetView control unit
- European design type certification, EuroTest mark and CE conformity

**List price ex subsidiary Wirtgen America**

**USD 890,829.00**

Mandatory Options				
<b>Milling drum housing</b>				
Extremely wear-resistant FB2400 (7 ft 10 in) milling drum housing without milling drum. For pulverisation of asphalt pavement and abrasive material.	Standard	2540058	USD	0.00
<b>Milling drums / milling units</b>				
DURAFORCE milling and mixing rotor with working width 2400 mm (7ft 10 in), working depth max. 560 mm (1ft 10 in), tool spacing 30 mm x 2, equipped with quick-change toolholder system HT22 and 208 picks with shank diameter D20 with exchangeable edge ring segments. For a wide range of applications in soil stabilization and cold recycling.	Standard	2314515	USD	0.00
<b>Spraying unit</b>				
Machine without spraying system. The existing drum housing openings are locked by cover strips.	Standard	2182574	USD	0.00
A spraying system for adding water or bitumen emulsion, with eccentric auger pump (max. 211 gal/min / 800 l/min), flow-through meter and a spray bar with 12 nozzles. The spray bar has a special, automatically operating nozzle cleaning function. The spraying width can be set individually. The quantities added are controlled by a microprocessor. Straightforward operation on a color display. Including a push bar for pushing the tank truck. (FB2400)	Option	2494991	USD	37,959.00
Two spraying systems for separate addition of water and bitumen emulsion, with eccentric auger pumps (each max. 211 gal/min / 800 l/min), flow-through meters and spray bars with 12 nozzles each. The spray bars have a special, automatically operating nozzle cleaning function. Furthermore, the spraying width can be set individually. The quantities added are controlled by a microprocessor. Straightforward operation on a color display. Including a push bar for pushing the tank truck. (FB2400)	Option	2494992	USD	73,218.00
System suitable for the precise addition of water, emulsion and foamed bitumen. Two spraying systems for separate addition of water and foamed bitumen, with an eccentric auger pump for adding water (max. 211 gal/min / 800 l/min), flow-through meter and a spray bar with 12 nozzles as well as electrically heated bitumen spraying system consisting of geared pump (max. 1102 lb/min / 500 kg/min), bitumen filter, flow-through meter, process water pump for foamed bitumen manufacture and a spray bar with 12 nozzles. Both spray bars have a special, automatically operating nozzle cleaning function. Furthermore, the spraying width can be set individually. The quantities added are controlled by a microprocessor. Straightforward operation on a color display. Including a push bar for pushing the tank truck. (FB2400)	Option	2494993	USD	185,128.00
System only suitable for the addition of large quantities of water in the soil stabilisation process. A spraying system for the addition of water (max. 475 gal/min / 1800 l/min) with centrifugal pump, hydraulically operated shut-off device, flow meter and spraying beam with 12 nozzles. The spraying width can be set individually. The quantities added are controlled by a microprocessor. The effective control range is between 400 and 1800 l/ min. Straightforward operation on a color display. Including a push bar for pushing a tanker vehicle. (FB2400)	Option	2494987	USD	35,299.00

<b>Binder spreader</b>				
Model without binder spreader device	<b>Standard</b>	<b>2184406</b>	<b>USD</b>	<b>0.00</b>
Integrated spreading device S-Pack for dust-free discharge of binder in front of the milling and mixing rotor. Container volume 194 ft <sup>3</sup> / 5.5 m <sup>3</sup> (effectively fillable to 159 ft <sup>3</sup> / 4.5 m <sup>3</sup> ). Advance-dependent dosing of the spreading quantity from 0,3 lb/ft <sup>2</sup> to 8,2 lb/ft <sup>2</sup> / 1.5 to 40 kg/m <sup>2</sup> . The spreading width can be divided into three segments. Operation is perfectly integrated into the machine control display.	<b>Option</b>	<b>2375512</b>	<b>USD</b>	<b>143,464.00</b>
<b>Paint</b>				
Painting in cream RAL 9001 with orange stripes. The complete lower part of the machine is painted in slate grey RAL 7015.	<b>Standard</b>	<b>2470007</b>	<b>USD</b>	<b>0.00</b>
Monocolor special painting. Cream white color is replaced by a special color (RAL according to customer). The complete lower part of the machine is painted in slate grey RAL 7015.	<b>Option</b>	<b>2470008</b>	<b>USD</b>	<b>2,199.00</b>
<b>Technical documentation</b>				
Technical documentation - North America country version (US)	<b>Standard</b>	<b>2456347</b>	<b>USD</b>	<b>0.00</b>
<b>Service documentation</b>				
Spare part and application documentation English (EN)	<b>Standard</b>	<b>2456404</b>	<b>USD</b>	<b>0.00</b>
<b>Warranty</b>				
Standard warranty 12 months or 1000 engine operational hours	<b>Standard</b>	<b>100772</b>	<b>USD</b>	<b>0.00</b>
<b>Telematics</b>				
WITOS FleetView includes a control unit (TCU) with a GPS receiver and the usage rights for the web application WITOS FleetView. The web access function offers a compact overview of the machine status including consumption data, working times, position data, error messages and service intervals. (The actual amount of data available depends on the machine type). The availability of WITOS FleetView is guaranteed for 3 years from the date of delivery.	<b>Standard</b>	<b>2483436</b>	<b>USD</b>	<b>0.00</b>
<b>Machine lighting</b>				
Halogen lighting system 24 V. Consisting of 8 additional halogen working lights for illuminating the working area. The light output is approx. 1,750 lumens per headlight. Including 2 rotary beacons.	<b>Standard</b>	<b>2184631</b>	<b>USD</b>	<b>0.00</b>
Powerful LED / halogen lighting system 24 V. Consisting of 6 additional LED working lights and 2 additional halogen working lights with magnetic flux for optimum illumination of the working area. Also, the 6 standard halogen working lights on the cabin roof are replaced by 6 LED working lights. LED working lights are extremely bright, shock-resistant and durable. The light output is approx. 3,000 lumens per headlight (halogen approx. 1,750 lumens). Including 2 LED patrol lights.	<b>Option</b>	<b>2184632</b>	<b>USD</b>	<b>3,895.00</b>
<b>Exhaust air filter</b>				
Model without waste air filtering. Only for machines without integrated binder spreader (S-Pack).	<b>Standard</b>	<b>2418221</b>	<b>USD</b>	<b>0.00</b>

Equipment Options				
Equipment in cabin				
Air-conditioner integrated in the cabin roof with automatic air conditioning, infinitely variable fan and recirculating air filters that can be changed without tools.	Standard	2184409	USD	0.00
Radio system with two speakers and antenna - radio with CD/MP3/USB/Bluetooth	Standard	2184420	USD	0.00
Lateral slope control				
Expansion of leveling system with electronic cross-slope sensor. Ideal, for example for aligning the machine in a defined lateral tilt on a one-sided reference.	Standard	2417051	USD	0.00
Water system				
Hydraulically operated high-pressure water cleaner with a maximum performance of 15 l/min at 150 bar pressure. Ideal for daily cleaning of the machine.	Option	2184414	USD	4,099.00
Water system				
Additional water tank with a capacity of 250 gals / 950 liters, for holding large quantities of water for foamed bitumen manufacture.	Option	2185820	USD	8,509.00
Other devices				
Battery-operated hydraulic unit for milling drum rotation device and hydraulic pick extractor drift as well as for auxiliary drive.	Option	2201333	USD	2,850.00
Pick changing aids				
Pneumatic hammer with two pick extractor and inserter tools each as well as 5.00 m / 16 ft 5 in hose.	Standard	60604	USD	0.00
Hydraulically driven pick extractor with holder and corresponding electrical and hydraulic connectors. Ideal for a convenient, fast and quiet cutting tool replacement.	Option	2210777	USD	3,461.00
Additional, lockable storage compartment for 8 pick containers, mounted on the left side of the machine.	Option	2658290	USD	1,534.00
Camera system				
Monitor system with 3 cameras and 7" color display, in addition to the reversing camera of the standard equipment. The 2nd camera is directed towards the area in front of the milling drum housing and the 3rd towards the rear rotor plate. The 4th camera permits good visibility of the left side of the machine. The camera images are displayed on the monitor in the operator's platform. For model without spraying system.	Standard	2184412	USD	0.00
Other devices				
License plate holder with LED lighting to comply with country-specific regulations.	Option	2657943	USD	434.00
Miscellaneous				
Connection pipe for the through-line of the suspension to the spray bar. In conjunction with the suction hose option, this means working with the WM1000 is possible. Option only possible in conjunction with: ESL 1-way, dual ESL or ESL foamed bitumen.	Option	2223550	USD	3,067.00
Documentation				
Additional set of technical documentation - North America country version (US)	Option		USD	81.00

\*Option must be ordered from headquarters.

Date: 3/6/2019

## Price list

# WS 150

### Scope of supply – basic machine

- Standard working width: 4 ft 9 in / 1500 mm
- Theoretical working depth: 1 ft 8 in / 500 mm

### STANDARD EQUIPMENT

- Basic machine with engine
- Stabilizer for mounting on tractors with rear three-point linkage, ISO 730-1 category 3 (cat. III) and category 4 (cat. IV)
- The working depth is set using the tractor's rear power lift
- The rear rotor plate is adjusted hydraulically from the tractor
- The rotor plate is additionally fitted with a levelling blade with spring preload adjustment
- The stone guard is adjusted hydraulically from the tractor

### DRIVE

- Mechanical drive via the tractor's driveshaft (driveshaft speed 1,000 rpm), bevel gearbox, two four-rib high-power V-belts with automatic belt tensioners and two spur gearboxes

### MISCELLANEOUS

- CE Declaration of Conformity

List price ex subsidiary Wirtgen America

USD 117,067.00

Mandatory Options				
Milling drum housing				
Movable side plates on the drum housing that cover the milling and mixing rotor. During operation, the milling unit is kept at the pre-set milling depth by the side plates. In the process, the tractor's three-point connection is in a floating position and the machine moves on the skids. The skids are roughly 7 in / 170 mm wide which means they comply with the corresponding permissible transport widths. The milling depth is limited to the desired level with the help of mechanical stops.	Standard	2218261	USD	0.00
Milling drums / milling units				
Milling and mixing rotor with working width 1500 mm / 4 ft / 9 in, working depth max. 500 mm / 1 ft 7 in, tool spacing 40 mm / 1 37/64 in, equipped with quick-change toolholder system HT22 and 82 picks with shank diameter D20. For a wide range of applications in soil stabilization and cold recycling.	Standard	2659046	USD	0.00
Paint				
Painting in cream RAL 9001 with orange stripes.	Standard	2391102	USD	0.00
Single-color special paint. Cream color is replaced by a special color (RAL acc. to customer request).	Option	2539872	USD	746.00
Technical documentation				
Technical documentation - North America country version (US)	Standard	2456347	USD	0.00
Service documentation				
Spare part and application documentation English (EN)	Standard	2456404	USD	0.00
Warranty				
Standard warranty 12 months	Standard	2112212	USD	0.00
Drive adaptations				
Splined shaft on bevel gearbox with 20 external toothing, 20 teeth, for connection of the drive shaft on the WS220/WS250. Required for coupling the stabiliser to the John Deere tractor 8320R.	Standard	2047307	USD	0.00
Trailer drawbar				
Lifting tackle for mounting the stabilizer on John-Deere series 8000 tractor vehicles with rear three-point mounting ISO 730-1 category 4 (CAT IV), including ball sleeves and spacer washers CAT IV for equipment pin 37, including hydraulic top link in reinforced version, with arrester hook CAT IV, yoke D45 and integrated load-holding valve. The length and pulling force of the top link are optimized for the attachment of the add-on stabilizer.	Standard	2136304	USD	0.00



Equipment Options				
Additional spraying strip				
Water spraying system FB1500 (4 ft 9 in), with 6 spray nozzles to spray water into the milling and mixing process. Distributor pipe for connecting the external water supply with shut-off valves to the individual nozzles	Option	2539866	USD	2,253.00
Leveling				
Digital milling depth display with an ultrasonic sensor, right or left mountable, the milling depth display is shown by one additional display in the cab.	Option	2123664	USD	4,031.00
Digital milling depth display, with two ultrasonic sensors right and left mounted, the milling depth display is shown by an additional display in the operator's cabin, changeover for the right or left side.	Option	2123665	USD	5,659.00
Other devices				
Drive shaft P600 1¾" for connecting the tractor-towed stabilizer to the tractor. Wirtgen recommends using this drive shaft as it offers great freedom of movement. Both ends of the propshaft with 20-way internal gearing. CAUTION: The drive shaft must be shortened to the length of the corresponding tractor vehicle/stabiliser combination before first use. Authorised when using a stabiliser on tractor vehicles up to a maximum of 280 kW/376 HP/381 PS.	Standard	2539795	USD	0.00
Drive shaft P700 1¾" for connecting the tractor-towed stabilizer to the tractor. This drive shaft is equipped with larger spherical bearings but offers less freedom of movement and should only be supplied after prior consultation. Both ends of the propshaft with 20-way internal gearing. CAUTION: The drive shaft must be shortened to the length of the corresponding tractor vehicle/stabiliser combination before first use. Authorised when using a stabiliser on tractor vehicles up to a maximum of 280 kW/376 HP/381 PS.	Option	2539797	USD	3,393.00
Pick changing aids				
Pneumatic hammer with two pick extractor and inserter tools each as well as 7.00 m hose.	Option	2123666	USD	448.00
Documentation				
Additional set of technical documentation - North America country version (US)	Option		USD	81.00
Date: 3/6/2019				



## Price list WS 220

### Scope of supply – basic machine

- Standard working width: 7 ft 1 in / 2150 mm
- Theoretical working depth: 1 ft 8 in / 500 mm

### STANDARD EQUIPMENT

- Basic machine with engine
- Stabilizer for mounting on tractors with rear three-point linkage, ISO 730-1 category 3 (cat. III) and category 4 (cat. IV)
- The working depth is set using the tractor's rear power lift
- The rear rotor plate is adjusted hydraulically from the tractor
- The rotor plate is additionally fitted with a levelling blade with spring preload adjustment
- The stone guard is adjusted hydraulically from the tractor

### DRIVE

- Mechanical drive via the tractor's driveshaft (driveshaft speed 1,000 rpm), bevel gearbox, two four-rib high-power V-belts with automatic belt tensioners and two spur gearboxes

### MISCELLANEOUS

- CE Declaration of Conformity

List price ex subsidiary Wirtgen America

USD 122,876.00

Mandatory Options				
Milling drum housing				
Movable side plates on the drum housing that cover the milling and mixing rotor. During operation, the milling unit is kept at the pre-set milling depth by the side plates. In the process, the tractor's three-point connection is in a floating position and the machine moves on the skids. The skids are roughly 7 in / 170 mm wide which means they comply with the corresponding permissible transport widths. The milling depth is limited to the desired level with the help of mechanical stops.	Standard	2218261	USD	0.00
Milling drums / milling units				
Milling and mixing rotor with working width 2150 mm / 7 ft / 1 in, working depth max. 500 mm / 1 ft 7 in, tool spacing 40 mm / 1 37/64 in, equipped with quick-change toolholder system HT22 and 98 picks with shank diameter D20. For a wide range of applications in soil stabilization and cold recycling.	Standard	2659050	USD	0.00
Paint				
Painting in cream RAL 9001 with orange stripes.	Standard	2111590	USD	0.00
Single-color special paint. Cream color is replaced by a special color (RAL acc. to customer request).	Option	2111591	USD	746.00
Technical documentation				
Technical documentation - North America country version (US)	Standard	2456347	USD	0.00
Service documentation				
Spare part and application documentation English (EN)	Standard	2456404	USD	0.00
Warranty				
Standard warranty 12 months	Standard	2112212	USD	0.00
Drive adaptations				
Splined shaft on bevel gearbox with 20 external toothing, 20 teeth, for connection of the drive shaft on the WS220/WS250. Required for coupling the stabiliser to the John Deere tractor 8320R.	Standard	2047307	USD	0.00
Trailer drawbar				
Lifting tackle for mounting the stabilizer on John-Deere series 8000 tractor vehicles with rear three-point mounting ISO 730-1 category 4 (CAT IV), including ball sleeves and spacer washers CAT IV for equipment pin 37, including hydraulic top link in reinforced version, with arrester hook CAT IV, yoke D45 and integrated load-holding valve. The length and pulling force of the top link are optimized for the attachment of the add-on stabilizer.	Standard	2136304	USD	0.00

Equipment Options				
Additional spraying strip				
Water spraying system FB2150 (7 ft 1 in), with 8 spray nozzles to spray water into the milling and mixing process. Distributor pipe for connecting the external water supply with shut-off valves to the individual nozzles	Option	2282384	USD	3,026.00
Leveling				
Digital milling depth display with an ultrasonic sensor, right or left mountable, the milling depth display is shown by one additional display in the cab.	Option	2123664	USD	4,031.00
Digital milling depth display, with two ultrasonic sensors right and left mounted, the milling depth display is shown by an additional display in the operator's cabin, changeover for the right or left side.	Option	2123665	USD	5,659.00
Other devices				
Drive shaft P600 1¾" for connecting the tractor-towed stabilizer to the tractor. Wirtgen recommends using this drive shaft as it offers great freedom of movement. Both ends of the propshaft with 6-way internal gearing. CAUTION: The drive shaft must be shortened to the length of the corresponding tractor vehicle/stabiliser combination before first use. Authorised when using a stabiliser on tractor vehicles up to a maximum of 280 kW/376 HP/381 PS.	Standard	2539796	USD	0.00
Drive shaft P700 1¾" for connecting the tractor-towed stabilizer to the tractor. This drive shaft is equipped with larger spherical bearings but offers less freedom of movement and should only be supplied after prior consultation. Both ends of the propshaft with 6-way internal gearing. CAUTION: The drive shaft must be shortened to the length of the corresponding tractor vehicle/stabiliser combination before first use. Authorised when using a stabiliser on tractor vehicles up to a maximum of 280 kW/376 HP/381 PS.	Option	2539798	USD	3,393.00
Pick changing aids				
Pneumatic hammer with two pick extractor and inserter tools each as well as 7.00 m hose.	Option	2123666	USD	448.00
Documentation				
Additional set of technical documentation - North America country version (US)	Option		USD	81.00

<sup>1</sup>Option must be ordered from headquarters.

Date: 3/6/2019

## Price list

# WS 250

### Scope of supply – basic machine

- Standard working width: 8 ft 2 in / 2500 mm
- Theoretical working depth: 1 ft 8 in / 500 mm

### STANDARD EQUIPMENT

- Basic machine with engine
- Stabilizer for mounting on tractors with rear three-point linkage, ISO 730-1 category 3 (cat. III) and category 4 (cat. IV)
- The working depth is set using the tractor's rear power lift
- The rear rotor plate is adjusted hydraulically from the tractor
- The rotor plate is additionally fitted with a levelling blade with spring preload adjustment
- The stone guard is adjusted hydraulically from the tractor

### DRIVE

- Mechanical drive via the tractor's driveshaft (driveshaft speed 1,000 rpm), bevel gearbox, two four-rib high-power V-belts with automatic belt tensioners and two spur gearboxes

### MISCELLANEOUS

- CE Declaration of Conformity

List price ex subsidiary Wirtgen America

USD 128,019.00

Mandatory Options				
Milling drum housing				
Movable side plates on the drum housing that cover the milling and mixing rotor. During operation, the milling unit is kept at the pre-set milling depth by the side plates. In the process, the tractor's three-point connection is in a floating position and the machine moves on the skids. The skids are roughly 7 in / 170 mm wide which means they comply with the corresponding permissible transport widths. The milling depth is limited to the desired level with the help of mechanical stops.	Standard	2218261	USD	0.00
Milling drums / milling units				
Milling and mixing rotor with working width 2500 mm, working depth max. 500 mm (1 ft 7 in), tool spacing 40 mm, equipped with quick-change toolholder system HT22 and 106 picks with shank diameter D20. For a wide range of applications in soil stabilization and cold recycling.	Standard	2628687	USD	0.00
Paint				
Painting in cream RAL 9001 with orange stripes.	Standard	2111593	USD	0.00
Single-color special paint. Cream color is replaced by a special color (RAL acc. to customer request).	Option	2111594	USD	746.00
Technical documentation				
Technical documentation - North America country version (US)	Standard	2456347	USD	0.00
Service documentation				
Spare part and application documentation English (EN)	Standard	2456404	USD	0.00
Warranty				
Standard warranty 12 months	Standard	2112212	USD	0.00
Drive adaptations				
Splined shaft on bevel gearbox with 20 external toothing, 20 teeth, for connection of the drive shaft on the WS220/WS250. Required for coupling the stabiliser to the John Deere tractor 8320R.	Standard	2047307	USD	0.00
Trailer drawbar				
Lifting tackle for mounting the stabilizer on John-Deere series 8000 tractor vehicles with rear three-point mounting ISO 730-1 category 4 (CAT IV), including ball sleeves and spacer washers CAT IV for equipment pin 37, including hydraulic top link in reinforced version, with arrester hook CAT IV, yoke D45 and integrated load-holding valve. The length and pulling force of the top link are optimized for the attachment of the add-on stabilizer.	Standard	2136304	USD	0.00

Equipment Options				
Additional spraying strip				
Water spraying system FB2500 (8 ft 2 in), with 10 spray nozzles to spray water into the milling and mixing process. Distributor pipe for connecting the external water supply with shut-off valves to the individual nozzles	Option	2282385	USD	3,406.00
Leveling				
Digital milling depth display with an ultrasonic sensor, right or left mountable, the milling depth display is shown by one additional display in the cab.	Option	2123664	USD	4,031.00
Digital milling depth display, with two ultrasonic sensors right and left mounted, the milling depth display is shown by an additional display in the operator's cabin, changeover for the right or left side.	Option	2123665	USD	5,659.00
Other devices				
Drive shaft P600 1¾" for connecting the tractor-towed stabilizer to the tractor. Wirtgen recommends using this drive shaft as it offers great freedom of movement. Both ends of the propshaft with 20-way internal gearing. CAUTION: The drive shaft must be shortened to the length of the corresponding tractor vehicle/stabiliser combination before first use. Authorised when using a stabiliser on tractor vehicles up to a maximum of 280 kW/376 HP/381 PS.	Standard	2539795	USD	0.00
Pick changing aids				
Pneumatic hammer with two pick extractor and inserter tools each as well as 7.00 m hose.	Option	2123666	USD	448.00
Documentation				
Additional set of technical documentation - North America country version (US)	Option		USD	81.00

<sup>1</sup>Option must be ordered from headquarters.



## Statewide Contract Addendum

---

*This addendum is added to and is to be considered part of the subject contract.*

**Statewide Contract #:** 0195

**PeopleSoft Contract ID:** 0-4983

**Contract Title:** Road Maintenance Equipment

**Contract Issuance Date:** 11/01/2017

**Contract Supplier:** See Below

**Addendum #** 8

**Addendum Date:** 01/07/2020

**OMES Point of Contact:**

**Contracting Officer:** Lisa Bradley

**Phone Number:** 405-522-4480

**E-mail address:** [Lisa.Bradley@omes.ok.gov](mailto:Lisa.Bradley@omes.ok.gov)

**Addendum Information:** \_\_\_\_\_

G.W. Van Keppel Co. has provided model number revisions for Attachment M – Pavers and for Attachment N – Reclaimers.

Please reference the new model numbers for these products.



**ATTACHMENT M**  
**PAVER**

Type of Equipment	Brand Name	Model	Price Book/Catalog Date of Manufacturer's Current Published Retail Price List	Percentage off discount %
Paver	Volvo	PF4410	January 2020	40
Paver	Volvo	PF7110	January 2020	40
Paver	Volvo	PF7170	January 2020	40
Paver	Volvo	PF2181	January 2020	40
Paver	Bomag/Cedarapids	CR352	January 2020	18
Paver	Bomag/Cedarapids	CR362	January 2020	18
Paver	Bomag/Cedarapids	CR452	January 2020	18
Paver	Bomag/Cedarapids	CR462	January 2020	18
Paver	Bomag/Cedarapids	CR552	January 2020	18
Paver	Bomag/Cedarapids	CR562	January 2020	18
Paver	Bomag/Cedarapids	CR652	January 2020	18
Paver	Bomag/Cedarapids	CR662	January 2020	18
Paver	Roadtec	RP-2505	January 2020	12
Paver	Roadtec	RP-170	January 2020	12
Paver	Roadtec	RP-175	January 2020	12
Paver	Roadtec	RP-190	January 2020	12
Paver	Roadtec	RP-195	January 2020	12
Paver	Roadtec	SP-100	January 2020	12

Attachments/Accessories: 0 % OEM Repair Parts: 0 % Options: 0 %

Multiple Unit discount: 2 % (In addition to the equipment discount) based on 2 or more    Units purchased

Extended Warranty offered? ☒ Yes ☐ No If yes, please attach information for the extended warranty purchase.  
Discount offered 0 %

Repair Facility Address  
G.W. Van Keppel Co.  
8233 W. Reno  
Oklahoma City, OK 73127

**See next page for more models**

Repair Facility Address  
G.W. Van Keppel Co.  
1876 N. 105th E. Ave  
Tulsa, OK 74116

**ATTACHMENT M**  
**PAVER**

Page 2

[illegible]

**Attachments/Accessories: 0 % OEM Repair Parts: 0 % Options: 0 %**

**Multiple Unit discount:** 2 % (In addition to the equipment discount) based on 2 or more        Units purchased

**Extended Warranty offered? ☒ Yes ☐ No** If yes, please attach information for the extended warranty purchase.

Discount offered 0 %

**Repair Facility Address**  
**G.W. Van Keppel Co.**  
**8233 W. Reno**  
**Oklahoma City, OK 73127**

**Repair Facility Address**  
**G.W. Van Keppel Co.**  
**8233 W. Reno**  
**Oklahoma City, OK 73127**

**ATTACHMENT N  
RECLAIMER**

Type of Equipment	Brand Name	Model	Price Book/Catalog Date of Manufacturer's Current Published Retail Price List	Percentage off discount %
Reclaimer	Bomag	RS360	December 2019	10
Reclaimer	Bomag	RS460	December 2019	10
Reclaimer	Bomag	RS500	December 2019	10
Reclaimer	Bomag	RS650	December 2019	10
Reclaimer	Bomag	RS950	December 2019	10
Stabilizer/Reclaimer	Roadtec	SX2	December 2019	12
Stabilizer/Reclaimer	Roadtec	SX4	December 2019	12
Stabilizer/Reclaimer	Roadtec	SX5	December 2019	12
Stabilizer/Reclaimer	Roadtec	SX8	December 2019	12

Attachments/Accessories:   0   % OEM Repair Parts:   0   % Options:   0   %

Multiple Unit discount:   0   % (In addition to the equipment discount) based on        Units purchased

Extended Warranty offered?   X   Yes        No If yes, please attach information for the extended warranty purchase.

Discount offered   0   %

Repair Facility Address  
G.W. Van Keppel Co.  
8233 W. Reno  
Oklahoma City, OK 73127

Repair Facility Address  
G.W. Van Keppel Co.  
1876 N. 105th E. Ave  
Tulsa, OK 74116



## Statewide Contract Addendum

*This addendum is added to and is to be considered part of the subject contract.*

Statewide Contract #: 195

PeopleSoft Contract ID: See Below

Contract Title: Road Maintenance Equipment

Contract Issuance Date: 11/01/2017

Contract Supplier: See Below

Addendum # 7

Addendum Date: 10/31/2019

**OMES Point of Contact:**

Contracting Officer: Lisa Bradley

Phone Number: 405-522-4480

E-mail address: [Lisa.Bradley@omes.ok.gov](mailto:Lisa.Bradley@omes.ok.gov)

Addendum Information: \_\_\_\_\_

**Please note new contracting officer assignment.**

**This contract has been renewed for one year. The revised contract period is now:**

**11/01/2019 through 10/31/2020**

<b>Falcon Road Maint Equip</b>	<b>Frontier Equip Sales</b>	<b>G.W. Van Keppel Co</b>
<b>ID# 458390, Contract 0-5196</b>	<b>ID# 61849, Contract 0-4982</b>	<b>ID# 70033, Contract 0-4983</b>
<b>Trisha Bell</b>	<b>Clark Kerr</b>	<b>Marsha Moore</b>
<b>248-860-6064</b>	<b>405-354-2611</b>	<b>405-495-0606</b>
<b><a href="mailto:trish@falconme.com">trish@falconme.com</a></b>	<b><a href="mailto:frontierrecept@gmail.com">frontierrecept@gmail.com</a></b>	<b><a href="mailto:mmoore@vankeppel.com">mmoore@vankeppel.com</a></b>
<b>J &amp; R Equipment LLC</b>	<b>Kirby-Smith Machinery Inc.</b>	
<b>ID# 242476, Contract 0-4984</b>	<b>ID# 73859, Contract 0-4987</b>	
<b>Rodney Womack</b>	<b>William Gustafson II</b>	
<b>405-495-5110</b>	<b>405-495-7820</b>	
<b><a href="mailto:rwomack@requip.net">rwomack@requip.net</a></b>	<b><a href="mailto:bgustafson@kirby-smith.com">bgustafson@kirby-smith.com</a></b>	



## Statewide Contract Addendum

*This addendum is added to and is to be considered part of the subject contract.*

**Statewide Contract #:** 195

**PeopleSoft Contract ID:** See Below

**Contract Title:** Road Maintenance Equipment

**Contract Issuance Date:** 11/01/2017

**Contract Supplier:** See Below

**Addendum #** 6

**Addendum Date:** 10/24/19

**OMES Point of Contact:**

**Contracting Officer:** Jennifer McCaulla

**Phone Number:** 405-521-4772

**E-mail address:** Jennifer.McCaulla@omes.ok.gov

**Addendum Information:** \_\_\_\_\_

**Wirtgen has updated their pricing**

## Price list

### W 200 Fi

#### Scope of supply – basic machine

- 6-CYLINDER DIESEL ENGINE TYPE CUMMINS QSX 15
- Maximum power at 1900 r.p.m.: 455 kW / 610 HP / 619 PS
- Exhaust standard: EU Stage 5 / US Tier 4f
- Standard milling width: 6 ft 7 in / 2000 mm
- Theoretical milling depth: 1 ft 1 in / 330 mm

#### STANDARD EQUIPMENT

- Basic machine with engine
- Machine frame featuring a single wasp waist at the rear right, and a dual wasp waist at the front
- Hydraulically opening, soundproof engine cowling
- Air compressor system
- Two cooling fans to minimize power consumption of the cooling system

#### MILLING DRUM HOUSING

- Adjustment of material depressor contact pressure via the control panel or automatically via the MILL ASSIST feature to reduce chunk formation
- Electrical adjustment of scraper contact pressure via the control panel
- Automatically controlled locking feature of scraper
- Single-piece water spray bar in the milling drum unit for reliable pick cooling and to prevent dust development
- Automatic control of the water quantity via the MILL ASSIST feature
- Height adjustment stroke increased by 150 mm to facilitate pick replacement and the exchange of milling drum units
- Pre-fitting to allow the quick exchange of milling drum units.
- Hydraulically lifting side plates, clearance right 450 mm (1 ft 6 in), clearance left 330 mm (1 ft 1 in)

#### LOADING OF MILLED MATERIAL

- Increased conveyor slewing angles of 65° each to the left and right
- Discharge conveyor with adjustable conveying speed
- Boost feature for a temporary increase of the belt speed and conveying performance of the discharge conveyor by 20%
- Water spray system in the primary conveyor
- Larger conveyor pump for a constant belt speed even at a low engine speed of 1300 rpm

#### MACHINE CONTROL AND LEVELLING SYSTEM

- User-friendly control panel including 7" color screen
- LEVEL PRO ACTIVE leveling system with numerous automated and complementary features relieving the operator of a part of his workload
- LEVEL PRO ACTIVE - automatic height control in transport mode
- LEVEL PRO ACTIVE - ramp milling and auto-start feature for the second milling cut
- RAPID SLOPE cross-slope sensor for LEVEL PRO ACTIVE leveling system
- MILL ASSIST assistance system for automatic adjustment of the milling drum speed in accordance with the main area of application and the parameters selected in terms of engine load, advance rate, milling volume and quality of the milling pattern.
- Comprehensive machine diagnostics on the control panel including, for example, a diagnostic system for the CAN bus
- Voltmeter integrated into the control panel for voltage measurement in the event of a malfunction
- Two control panels for operating functions performed by ground crew

#### OPERATOR'S PLATFORM

- Convenient access to the operator's platform, right and left
- Anti-vibration mounted operator's platform across the full width of the machine including fold-out railing, right
- Electrical control cabinet on the operator's platform for optimum accessibility and fast troubleshooting
- Two mirrors at the front, one mirror at the rear of the machine

#### CHASSIS AND HEIGHT ADJUSTMENT

- PTS – automatic alignment of the machine parallel to the pavement surface
- ISC – intelligent track speed control including hydraulic four-track drive
- Fourfold full-floating axle for high machine stability
- High travel speed of up to 100 m / min at low engine speeds (1,350 rpm), reduced diesel consumption and low noise emissions.
- Lifting speed of the height adjustment feature increased by 60%

**MISCELLANEOUS**

- "Welcome" and "Go home" lights feature in the area of the operator's platform and access
- Large storage compartment on the machine for pick containers
- High-pressure water system with automatic on/off function, 261 psi / 18 bar, 17 gal.min / 67 l/min
- Good accessibility to all maintenance points on the engine station
- Pneumatic hammer with pick extractor/insertor
- Comprehensive toolkit in lockable toolbox
- A total of six EMERGENCY STOP switches in appropriate positions on the machine
- Pre-fitting for installing the WITOS FleetView control unit
- European design type certification, EuroTest mark and CE conformity

**List price ex subsidiary Wirtgen America****USD****677,255.00****Mandatory Options****Milling drum housing**

Wear-resistant milling drum housing FB2000 (6 ft 7 in) without milling drum	<b>Option</b>	<b>2549112</b>	<b>USD</b>	<b>-4,126.00</b>
Wear-resistant milling drum housing FB2200 (7 ft 3 in) without milling drum	<b>Standard</b>	<b>2598404</b>	<b>USD</b>	<b>0.00</b>

**Milling drums / milling units**

Milling drum with milling width 2000 mm / 6 ft / 7 in, milling depth max. 330 mm / 1 ft 1 in, tool spacing 15 mm / 19/32 in, equipped with quick-change toolholder system HT22 and 162 picks. For a wide range of applications, e.g. removal of surface and binder layer, complete removal of road surfaces or concrete milling work.	<b>Option</b>	<b>2319406</b>	<b>USD</b>	<b>-1,900.00</b>
Milling drum with milling width 2000 mm / 6 ft / 7 in, milling depth max. 330 mm / 1 ft 1 in, tool spacing 18 mm / 45/64 in, equipped with quick-change toolholder system HT22 and 148 picks. For a wide range of applications, e.g. removal of surface and binder layer, complete removal of road surfaces or concrete milling work.	<b>Option</b>	<b>2293275</b>	<b>USD</b>	<b>-3,501.00</b>
Milling drum with milling width 2200 mm (7 ft 3 in), milling depth max. 330 mm / 1 ft 1 in, tool spacing 18 mm / 45/64 in, equipped with quick-change toolholder system HT22 and 159 picks. For a wide range of applications, e.g. removal of surface and binder layer, complete removal of road surfaces or concrete milling work.	<b>Standard</b>	<b>2305117</b>	<b>USD</b>	<b>0.00</b>

**Operator's platform**

Flexibly mounted operator's platform with clear control panels and a simple stand-up seat.	<b>Standard</b>	<b>2600317</b>	<b>USD</b>	<b>0.00</b>
--	-----------------	----------------	------------	-------------

**Material transport**

Robust 7,900 mm (25 ft 11 in) long discharge conveyor with conveyor belt system 850 mm (2 ft 9 in) and hydraulic folding device for shortening the transport length	<b>Standard</b>	<b>2598432</b>	<b>USD</b>	<b>0.00</b>
---	-----------------	----------------	------------	-------------

**Crawler units**

Four track units type B1, 260 mm wide and 1,565 mm long, with extremely wear-resistant, two-piece EPS polyurethane track pads.	<b>Standard</b>	<b>2663715</b>	<b>USD</b>	<b>0.00</b>
--	-----------------	----------------	------------	-------------

**Water tank filling**

Additional water tank filling from the rear of the machine using a stopcock.	<b>Standard</b>	<b>2549116</b>	<b>USD</b>	<b>0.00</b>
--	-----------------	----------------	------------	-------------

**Paint**

Painting in cream RAL 9001 with orange stripes. The complete lower part of the machine is painted in slate grey RAL 7015.	<b>Standard</b>	<b>2668740</b>	<b>USD</b>	<b>0.00</b>
Monocolor special painting. Cream white color is replaced by a special color (RAL according to customer). The complete lower part of the machine is painted in slate grey RAL 7015.	<b>Option</b>	<b>2668741</b>	<b>USD</b>	<b>2,321.00</b>

**Technical documentation**

Technical documentation - North America country version (US)	<b>Standard</b>	<b>2456347</b>	<b>USD</b>	<b>0.00</b>
--	-----------------	----------------	------------	-------------

**Service documentation**

Spare part and application documentation English (EN)	<b>Standard</b>	<b>2456404</b>	<b>USD</b>	<b>0.00</b>
---	-----------------	----------------	------------	-------------

**Warranty**

Standard warranty 12 months or 1000 engine operational hours	<b>Standard</b>	<b>100772</b>	<b>USD</b>	<b>0.00</b>
--	-----------------	---------------	------------	-------------

<b>Telematics</b>				
WITOS FleetView includes a control unit (TCU) with a GPS receiver and the usage rights for the web application WITOS FleetView. The web access function offers a compact overview of the machine status including consumption data, working times, position data, error messages and service intervals. (The actual amount of data available depends on the machine type). The availability of WITOS FleetView is guaranteed for 3 years from the date of delivery.	Standard	2483436	USD	0.00
<b>Machine lighting</b>				
Standard lighting system consisting of 18 LED working lights for optimum illumination of the working area. The light output is approx. 20,600 lumens in total.	Standard	2598442	USD	0.00
<b>Additional devices</b>				
Battery-operated electro-hydraulic unit for milling drum rotation device and hydraulic pick extractor drift. Weather canopy and engine cowling can be lifted with the hydraulic unit. Moreover, emergency functions such as lifting the chassis units, releasing the parking brake and other cylinder functions can also be operated when the engine is switched off.	Standard	2600320	USD	0.00
<b>Equipment Options</b>				
<b>Additional weight</b>				
Two-piece additional weight at the rear of the machine totaling 1,600 kg (3,527 lbs) which enables the machine to be individually ballasted. The individual weights of 850 kg and 750 kg can be easily and quickly inserted and fastened to the rear of the machine.	Option	2598492	USD	6,460.00
<b>Additional weight</b>				
Storage compartment on both the rear track units for 8 pick containers	Standard	2598662	USD	0.00
<b>Milling drum assembly options</b>				
Milling drum rotation device with electro-hydraulic milling drum drive for slowly turning the milling drum during pick replacement. The diesel engine can be switched off in this case.	Standard	2598658	USD	0.00
Two wear protection rollers to be attached to the side plates (right or left). The rollers protect asphalt, kerbstones and other surfaces from damage and prevent excessive wear on the side plates.	Option	2662818	USD	760.00
<b>Options for belt conveyor</b>				
VCS - Vacuum Cutting System on the discharge conveyor, for extraction of fine material particles and water vapor from the sealed milling unit.	Standard	2598495	USD	0.00
Support device for putting the discharge conveyor on the low-loader.	Standard	60603	USD	0.00
<b>Additional control unit LEVEL PRO</b>				
Additional control panel 5" for controlling the leveling system LEVEL PRO ACTIVE. Up to two additional control panels can be arranged in the rear lower area of the machines.	Standard	2598631	USD	0.00
<b>Leveling</b>				
Extension of the LEVEL PRO ACTIVE leveling system with one hydraulic cylinder sensor for scanning a reference surface to the right of the milling drum.	Standard	2598629	USD	0.00
Extension of the LEVEL PRO ACTIVE leveling system with two hydraulic cylinder sensors for scanning a reference surface to the right and left of the milling drum.	Option	2598630	USD	5,401.00
<b>Leveling</b>				
Extension of the LEVEL PRO ACTIVE leveling system with multiplex scanning on the right. Two additional ultrasonic sensors scan reference surfaces in front of and behind the machine. During machine transport, the sensors and cables are securely stowed in an appropriate transport box.	Option	2598636	USD	4,954.00
Extension of the LEVEL PRO ACTIVE leveling system with multiplex scanning on the right and left. Four additional ultrasonic sensors scan reference surfaces in front of and behind the machine. During machine transport, the sensors and cables are securely stowed in an appropriate transport box.	Option	2598641	USD	9,622.00
<b>Leveling</b>				
Extension of the LEVEL PRO ACTIVE levelling system with pre-fitting for 3-D milling with machines without a weather canopy. The pre-fitting consists of robust and exactly positioned mounting adapters for a 3-D system as well as sensor sockets for connecting the LEVEL PRO ACTIVE.	Option	2662822	USD	6,949.00
<b>Camera system</b>				
2-fold camera system with a camera on the loading conveyor and a camera with a view of the rear area. The camera images are displayed on the standard 7" control panel on the operator's platform.	Standard	2598677	USD	0.00
<b>Other devices</b>				
Electrical diesel suction and pressure pump with 7.50 m (24 ft 7 in) suction hose. The machine can be refuelled with up to 50 l/min (13 gal/min) from external diesel tanks.	Option	2598663	USD	896.00
<b>Documentation</b>				
Additional set of technical documentation - North America country version (US)	Option		USD	81.00
<sup>1</sup> Option must be ordered from headquarters. Date: 8/23/2019				



## Price list

### W 207 Fi

#### Scope of supply – basic machine

- 6-CYLINDER DIESEL ENGINE TYPE CUMMINS QSX 15
- Maximum power at 1900 r.p.m.: 470 kW / 630 HP / 639 PS
- Exhaust standard: EU Stage 5 / US Tier 4f
- Standard milling width: 6 ft 7 in / 2000 mm
- Theoretical milling depth: 1 ft 1 in / 330 mm

#### STANDARD EQUIPMENT

- Basic machine with engine
- Machine frame featuring a single wasp waist at the rear right, and a dual wasp waist at the front
- Hydraulically opening, soundproof engine cowling
- Air compressor system
- Two cooling fans to minimize power consumption of the cooling system

#### MILLING DRUM HOUSING

- Adjustment of material depressor contact pressure via the control panel or automatically via the MILL ASSIST feature to reduce chunk formation
- Electrical adjustment of scraper contact pressure via the control panel
- Automatically controlled locking feature of scraper
- Single-piece water spray bar in the milling drum unit for reliable pick cooling and to prevent dust development
- Automatic control of the water quantity via the MILL ASSIST feature
- Height adjustment stroke increased by 150 mm to facilitate pick replacement and the exchange of milling drum units
- Pre-fitting to allow the quick exchange of milling drum units.
- Hydraulically lifting side plates, clearance right 450 mm (1 ft 6 in), clearance left 330 mm (1 ft 1 in)

#### LOADING OF MILLED MATERIAL

- Increased conveyor slewing angles of 65° each to the left and right
- Discharge conveyor with adjustable conveying speed
- Boost feature for a temporary increase of the belt speed and conveying performance of the discharge conveyor by 20%
- Water spray system in the primary conveyor
- Larger conveyor pump for a constant belt speed even at a low engine speed of 1300 rpm

#### MACHINE CONTROL AND LEVELLING SYSTEM

- User-friendly control panel including 7" color screen
- LEVEL PRO ACTIVE leveling system with numerous automated and complementary features relieving the operator of a part of his workload
- LEVEL PRO ACTIVE - automatic height control in transport mode
- LEVEL PRO ACTIVE - ramp milling and auto-start feature for the second milling cut
- RAPID SLOPE cross-slope sensor for LEVEL PRO ACTIVE leveling system
- MILL ASSIST assistance system for automatic adjustment of the milling drum speed in accordance with the main area of application and the parameters selected in terms of engine load, advance rate, milling volume and quality of the milling pattern.
- Comprehensive machine diagnostics on the control panel including, for example, a diagnostic system for the CAN bus
- Voltmeter integrated into the control panel for voltage measurement in the event of a malfunction
- Two control panels for operating functions performed by ground crew

#### OPERATOR'S PLATFORM

- Convenient access to the operator's platform, right and left
- Anti-vibration mounted operator's platform across the full width of the machine including fold-out railing, right
- Electrical control cabinet on the operator's platform for optimum accessibility and fast troubleshooting
- Two mirrors at the front, one mirror at the rear of the machine

#### CHASSIS AND HEIGHT ADJUSTMENT

- PTS – automatic alignment of the machine parallel to the pavement surface
- ISC – intelligent track speed control including hydraulic four-track drive
- Fourfold full-floating axle for high machine stability
- High travel speed of up to 100 m / min at low engine speeds (1,350 rpm), reduced diesel consumption and low noise emissions.
- Lifting speed of the height adjustment feature increased by 60%

**MISCELLANEOUS**

- "Welcome" and "Go home" lights feature in the area of the operator's platform and access
- Large storage compartment on the machine for pick containers
- High-pressure water system with automatic on/off function, 261 psi / 18 bar, 17 gal.min / 67 l/min
- Good accessibility to all maintenance points on the engine station
- Pneumatic hammer with pick extractor/insertor
- Comprehensive toolkit in lockable toolbox
- A total of six EMERGENCY STOP switches in appropriate positions on the machine
- Pre-fitting for installing the WITOS FleetView control unit
- European design type certification, EuroTest mark and CE conformity

**List price ex subsidiary Wirtgen America****USD****744,311.00****Mandatory Options****Milling drum housing**

FB2000 (6 ft 7 in) MCS BASIC quick-change milling drum unit that enables milling drums of the same milling width to be changed particularly quickly.

**Option****2598416****USD****-4,126.00**

FB2200 (7 ft 3 in) MCS BASIC quick-change milling drum unit that enables milling drums of the same milling width to be changed particularly quickly.

**Standard****2598417****USD****0.00****Milling drums / milling units**

Milling drum MCS BASIC with milling width 2000 mm / 6 ft 7 in, milling depth max. 320 mm / 1 ft 0,5 in, tool spacing 15 mm / 19/32 in, equipped with quick-change toolholder system HT22 and 162 picks. For a wide range of applications, e.g. removal of surface and binder layer, complete removal of road surfaces or concrete milling work.

**Option****2611265****USD****-4,017.00**

Milling drum MCS BASIC with milling width 2200 mm / 7 ft 3 in, milling depth max. 350 mm / 1 ft 2 in, tool spacing 15 mm / 19/32 in, equipped with quick-change toolholder system HT22 and 176 picks. For a wide range of applications, e.g. removal of surface and binder layer, complete removal of road surfaces or concrete milling work.

**Standard****2611269****USD****0.00**

Milling drum MCS BASIC with milling width 2200 mm / 7 ft 3 in, milling depth max. 330 mm / 1 ft 1 in, tool spacing 18 mm / 45/64 in, equipped with quick-change toolholder system HT22 and 155 picks. For a wide range of applications, e.g. removal of surface and binder layer, complete removal of road surfaces or concrete milling work.

**Option****2602602****USD****-1,683.00****Operator's platform**

Flexibly mounted operator's platform with clear control panels and a simple stand-up seat.

**Standard****2600317****USD****0.00**

Flexibly mounted operator's platform with clear control panels and a single stand-up seat. A hydraulically height-adjustable weather protection roof protects the driver from the wind and weather.

**Option****2600319****USD****15,200.00****Material transport**

Robust 7,900 mm (25 ft 11 in) long discharge conveyor with conveyor belt system 850 mm (2 ft 9 in) and hydraulic folding device for shortening the transport length

**Standard****2598432****USD****0.00****Crawler units**

Four track units type B3, 300 mm wide and 1,730 mm long, with extremely wear-resistant, two-piece EPS polyurethane track pads.

**Standard****2663716****USD****0.00****Water tank filling**

Additional water tank filling from the rear of the machine using a stopcock.

**Standard****2549116****USD****0.00**

Additional water tank filling from the rear of the machine with a powerful, hydraulically operated filling pump.

**Option****2598434****USD****3,746.00****Paint**

Painting in cream RAL 9001 with orange stripes. The complete lower part of the machine is painted in slate grey RAL 7015.

**Standard****2668745****USD****0.00**

Monocolor special painting. Cream white color is replaced by a special color (RAL according to customer). The complete lower part of the machine is painted in slate grey RAL 7015.

**Option****2668746****USD****2,321.00**

<b>Technical documentation</b>				
Technical documentation - North America country version (US)	Standard	2456347	USD	0.00
<b>Service documentation</b>				
Spare part and application documentation English (EN)	Standard	2456404	USD	0.00
<b>Warranty</b>				
Standard warranty 12 months or 1000 engine operational hours	Standard	100772	USD	0.00
<b>Telematics</b>				
WITOS FleetView includes a control unit (TCU) with a GPS receiver and the usage rights for the web application WITOS FleetView. The web access function offers a compact overview of the machine status including consumption data, working times, position data, error messages and service intervals. (The actual amount of data available depends on the machine type). The availability of WITOS FleetView is guaranteed for 3 years from the date of delivery.	Standard	2483436	USD	0.00
The WIRTGEN PERFORMANCE TRACKER WPT is a laser and satellite-supported measuring system for precise milling performance determination for machines with FB2000 or FB2200 without a weather canopy or with an operator's cabin. Two laser scanners measure the actual milling width and milling depth over the distance of the milling path. The milling performance results are automatically sent to the corresponding users via the WITOS interface with precise GPS machine position data and consumption data such as diesel consumption, water consumption, tool consumption and truck loads, in an evaluation and then by e-mail. The milling performance reports that include an image of the milling position can also be used as an allowance report. The usability of WITOS hardware components for the existing mobile radio standard is guaranteed for 3 years from the date of delivery.	Option	2598668	USD	47,066.00
<b>Machine lighting</b>				
Extended lighting system consisting of 21 extremely powerful LED working lights for optimum illumination of the working area. The light output is approx. 37,600 lumens in total.	Standard	2598443	USD	0.00
<b>Additional devices</b>				
Battery-operated electro-hydraulic unit for milling drum rotation device and hydraulic pick extractor drift. Weather canopy and engine cowling can be lifted with the hydraulic unit. Moreover, emergency functions such as lifting the chassis units, releasing the parking brake and other cylinder functions can also be operated when the engine is switched off.	Standard	2600320	USD	0.00
<b>Equipment Options</b>				
<b>Additional weight</b>				
Two-piece additional weight at the rear of the machine totaling 1,600 kg (3,527 lbs) which enables the machine to be individually ballasted. The individual weights of 850 kg and 750 kg can be easily and quickly inserted and fastened to the rear of the machine.	Standard	2598492	USD	0.00
<b>Additional weight</b>				
Large sized storage compartment for 69 pick containers mounted at the rear of the machine instead of the standard storage compartment. The storage compartment is splash-proof and additionally contains a completely sealed area to safely store electronic components such as leveling sensors or tool extractors.	Option	2598494	USD	3,094.00
Storage compartment on both the rear track units for 8 pick containers	Standard	2598662	USD	0.00
<b>Milling drum assembly options</b>				
Milling drum rotation device with electro-hydraulic milling drum drive for slowly turning the milling drum during pick replacement. The diesel engine can be switched off in this case.	Option	2598658	USD	2,334.00
The actual milling depth is measured by a differential method between sensors on the side plate and sensors on the scraper. The actual milling depth is displayed on the LEVEL PRO ACTIVE panel.	Standard	2598665	USD	0.00
Overload sensors automatically lift the scraper whenever there are obstacles that could damage the scraper.	Option	2598528	USD	1,547.00
Active floating position on the right and left side plates achieved by continuously adjusting the milling depth and position of the plate. If necessary, the side plates can be briefly raised to prevent them from sinking into the soft ground.	Standard	2598531	USD	0.00
MCS BASIC extended with a hydraulically opening side door on the milling drum unit FB2000 (6 ft 7 in). With additional hydraulic cylinders, the side door can be easily unlocked and opened when changing the milling drum. This enables milling drums in MCS BASIC to be changed even faster.	Option	2614824	USD	9,066.00
MCS BASIC extended with a hydraulically opening side door on the milling drum unit FB2200 (7 ft 3 in). With additional hydraulic cylinders, the side door can be easily unlocked and opened when changing the milling drum. This enables milling drums in MCS BASIC to be changed even faster.	Standard	2688482	USD	0.00
Electrically switchable sectional water spray bar in the milling drum assembly FB2000 (6 ft 7 in). Four areas can be controlled as required from the control panel (automatically controlled with WPT). This reduces water consumption enormously.	Option	2598537	USD	2,646.00

Electrically switchable sectional water spray bar in the milling drum assembly FB2200 (7 ft 3 in). Four areas can be controlled as required from the control panel (automatically controlled with WPT). This reduces water consumption enormously.	Standard	2610096	USD	0.00
Two wear protection rollers to be attached to the side plates (right or left). The rollers protect asphalt, kerbstones and other surfaces from damage and prevent excessive wear on the side plates.	Option	2662818	USD	760.00
Milling drum mounting and transport carriage FB1500 (4 ft 11 in) to FB2500 (8 ft 2 in)	Option	2312515	USD	6,284.00
<b>Options for belt conveyor</b>				
VCS - Vacuum Cutting System on the discharge conveyor, for extraction of fine material particles and water vapor from the sealed milling unit.	Standard	2598495	USD	0.00
Support device for putting the discharge conveyor on the low-loader.	Standard	60603	USD	0.00
<b>Additional control unit LEVEL PRO</b>				
Additional 7" control panel that visualizes the machine control and controls the LEVEL PRO ACTIVE leveling system. Up to two additional control panels can be arranged in the rear lower area of the machines.	Standard	2598632	USD	0.00
<b>Leveling</b>				
Expansion of the LEVEL PRO PLUS leveling system with leveling boom Premounted and adjustable hydraulic cylinders on the right and left allow the use of a sonic-ski sensor that is able to scan a reference object up to 1,900 mm away from the milling edge. During machine transport, the sensor and cables are securely stowed in the corresponding transport boxes.	Option	2600969	USD	10,341.00
<b>Leveling</b>				
Extension of the LEVEL PRO ACTIVE leveling system with two hydraulic cylinder sensors for scanning a reference surface to the right and left of the milling drum.	Standard	2598630	USD	0.00
<b>Leveling</b>				
Extension of the LEVEL PRO ACTIVE leveling system with multiplex scanning on the right. Two additional ultrasonic sensors scan reference surfaces in front of and behind the machine. During machine transport, the sensors and cables are securely stowed in an appropriate transport box.	Option	2598636	USD	4,954.00
Extension of the LEVEL PRO ACTIVE leveling system with multiplex scanning on the right and left. Four additional ultrasonic sensors scan reference surfaces in front of and behind the machine. During machine transport, the sensors and cables are securely stowed in an appropriate transport box.	Option	2598641	USD	9,622.00
<b>Leveling</b>				
Extension of the LEVEL PRO ACTIVE levelling system with pre-fitting for 3-D milling with machines without a weather canopy. The pre-fitting consists of robust and exactly positioned mounting adapters for a 3-D system as well as sensor sockets for connecting the LEVEL PRO ACTIVE.	Option	2662822	USD	6,949.00
Extension of the LEVEL PRO ACTIVE leveling system with pre-fitting for 3-D milling with machines with a weather canopy. The pre-fitting consists of robust and exactly positioned mounting adapters for a 3-D system as well as sensor sockets for connecting the LEVEL PRO ACTIVE.	Option	2662824	USD	2,036.00
LEVEL PRO ACTIVE leveling system extended with two laser receivers that are to be attached to the pre-fitting for 3D leveling.	Option	2662826	USD	12,364.00
<b>Water system</b>				
Powerful, hydraulically operated high-pressure water cleaner with a maximum performance of 15 l/min (4 gpm) at 150 bar (2175 psi) pressure.	Option	2598657	USD	2,443.00
<b>Pick changing aids</b>				
Hydraulically driven pick extractor with holder and corresponding electrical and hydraulic connectors. Ideal for a convenient, fast and quiet cutting tool replacement.	Standard	2650081	USD	0.00
<b>Camera system</b>				
4-fold camera system with an additional 10" control panel for an optimised view of the work processes being executed in front of and behind the machine as well as of the side plates, on the right and left. The camera images are displayed on the 10" control panel on the operator's platform.	Standard	2598678	USD	0.00
8-fold camera system with an additional 10" control panel for an optimised view of the work processes being executed in front of and behind the machine, of the side plates on the right and left and of the milled surface behind the milling drum unit. The camera images are displayed on the 10" control panel on the operator's platform.	Option	2598679	USD	10,559.00
<b>Other devices</b>				
Electrical preheating of the fuel filter for maintaining free-flow properties of the fuel at low outside temperatures. Used for ensuring operating capability at temperatures below 32 degrees Fahrenheit / 0 degrees Celsius.	Option	2622716	USD	584.00
Electrical diesel suction and pressure pump with 7.50 m (24 ft 7 in) suction hose. The machine can be refuelled with up to 50 l/min (13 gal/min) from external diesel tanks.	Option	2598663	USD	896.00
License plate holder with LED lighting	Option	2654224	USD	475.00
<b>Documentation</b>				
Additional set of technical documentation - North America country version (US)			USD	81.00
¹Option must be ordered from headquarters.				
Date: 8/23/2019				

## Price list

### W 210 Fi

#### Scope of supply – basic machine

- Engine: 6-cylinder diesel engine: CATERPILLAR C18 ATAAC
- Rated power at 1,950 r.p.m.: 563 kW / 755 HP / 766 PS
- Exhaust standard: US Tier 4f
- Standard milling width: 6 ft 7 in / 2000 mm
- Theoretical milling depth: 1 ft 1 in / 330 mm

#### STANDARD EQUIPMENT

- Basic machine with engine
- Machine frame featuring a single wasp waist at the rear right, and a dual wasp waist at the front
- DUAL SHIFT two-speed powershift transmission for efficient engine speeds combined with powerful milling drum speeds.
- Automatic pressure adjustment of the cylinder pump in accordance with performance requirements for reduced diesel consumption
- Hydraulically opening, soundproof engine cowling
- Air compressor system
- Battery-operated hydraulic unit for auxiliary drive
- Two cooling fans to minimize power consumption of the cooling system

#### MILLING DRUM HOUSING

- Adjustment of material depressor contact pressure via the control panel or automatically via the MILL ASSIST feature to reduce chunk formation
- Electrical adjustment of scraper contact pressure via the control panel
- Automatically controlled locking feature of scraper
- Milling drum rotation device with electro-hydraulic milling drum drive for slowly turning the milling drum during pick replacement.
- Single-piece water spray bar in the milling drum unit for reliable pick cooling and to prevent dust development
- Automatic control of the water quantity via the MILL ASSIST feature
- Height adjustment stroke increased by 150 mm to facilitate pick replacement and the exchange of milling drum units
- Pre-fitting to allow the quick exchange of milling drum units.
- Hydraulically lifting side plates, clearance right 450 mm (1 ft 6 in), clearance left 330 mm (1 ft 1 in)

#### LOADING OF MILLED MATERIAL

- Increased conveyor slewing angles of 65° each to the left and right
- Discharge conveyor with adjustable conveying speed and two slewing speeds for precise loading
- Boost feature for a temporary increase of the belt speed and conveying performance of the discharge conveyor by 20%
- Water spray system in the primary conveyor
- Larger conveyor pump for a constant belt speed even at a low engine speed of 1300 rpm

#### MACHINE CONTROL AND LEVELLING SYSTEM

- User-friendly control panel including 7" color screen
- LEVEL PRO ACTIVE leveling system with numerous automated and complementary features relieving the operator of a part of his workload
- LEVEL PRO ACTIVE - automatic height control in transport mode
- LEVEL PRO ACTIVE - ramp milling and auto-start feature for the second milling cut
- RAPID SLOPE cross-slope sensor for LEVEL PRO ACTIVE leveling system
- MILL ASSIST assistance system for automatic adjustment of the milling drum speed in accordance with the main area of application and the parameters selected in terms of engine load, advance rate, milling volume and quality of the milling pattern.
- Automatic start-stop feature of the milling drum to reduce diesel consumption
- Comprehensive machine diagnostics on the control panel including, for example, a diagnostic system for the CAN bus
- Voltmeter integrated into the control panel for voltage measurement in the event of a malfunction
- Two control panels for operating functions performed by ground crew

#### OPERATOR'S PLATFORM

- Convenient access to the operator's platform, right and left
- Anti-vibration mounted operator's platform across the full width of the machine including fold-out railing, right
- Electrical control cabinet on the operator's platform for optimum accessibility and fast troubleshooting
- Electrical level indicator for the water tank on the external control panels
- Time display on the main control panel and on the exterior control panels
- Two mirrors at the front, one mirror at the rear of the machine

## CHASSIS AND HEIGHT ADJUSTMENT

- PTS – automatic alignment of the machine parallel to the pavement surface
- ISC – intelligent track speed control including hydraulic four-track drive
- Fourfold full-floating axle for high machine stability
- High travel speed of up to 100 m / min at low engine speeds (1,350 rpm), reduced diesel consumption and low noise emissions.
- Lifting speed of the height adjustment feature increased by 60%

## MISCELLANEOUS

- "Welcome" and "Go home" lights feature in the area of the operator's platform and access
- Large storage compartment on the machine for pick containers
- High-pressure water system with automatic on/off function, 261 psi / 18 bar, 17 gal.min / 67 l/min
- Good accessibility to all maintenance points on the engine station
- Pneumatic hammer with pick extractor/insertor
- Comprehensive toolkit in lockable toolbox
- A total of six EMERGENCY STOP switches in appropriate positions on the machine
- Pre-fitting for installing the WITOS FleetView control unit
- European design type certification, EuroTest mark and CE conformity

List price ex subsidiary Wirtgen America

USD

825,089.00

## Mandatory Options

### Milling drum housing

FB2000 (6 ft 7 in) MCS BASIC quick-change milling drum unit that enables milling drums of the same milling width to be changed particularly quickly.	Option	2598416	USD	-4,126.00
FB2200 (7 ft 3 in) MCS BASIC quick-change milling drum unit that enables milling drums of the same milling width to be changed particularly quickly.	Standard	2598417	USD	0.00
FB2500 (8 ft 2 in) MCS BASIC quick-change milling drum unit that enables milling drums of the same milling width to be changed particularly quickly.	Option	2602549	USD	12,201.00

### Milling drums / milling units

Milling drum MCS BASIC with milling width 2000 mm / 6 ft 7 in, milling depth max. 320 mm / 1ft / 0,5 in, tool spacing 15 mm / 19/32 in, equipped with quick-change toolholder system HT22 and 162 picks. For a wide range of applications, e.g. removal of surface and binder layer, complete removal of road surfaces or concrete milling work.	Option	2611265	USD	-4,017.00
Milling drum MCS BASIC with a milling width of 2,000 mm (6 ft 7 in), a maximum milling depth of 320 mm (1 ft 6 in), a tool spacing of 18 mm (45/64 in), equipped with the toolholder system HT22 and 164 cutting tools. For a wide range of applications, e.g. removal of surface and binder layer, complete removal of road surfaces or concrete milling work.	Option	2602601	USD	-5,619.00
Milling drum MCS BASIC with milling width 2200 mm / 7 ft 3 in, milling depth max. 350 mm / 1 ft 2 in, tool spacing 15 mm / 19/32 in, equipped with quick-change toolholder system HT22 and 176 picks. For a wide range of applications, e.g. removal of surface and binder layer, complete removal of road surfaces or concrete milling work.	Standard	2611269	USD	0.00
Milling drum MCS BASIC with milling width 2200 mm / 7 ft 3 in, milling depth max. 330 mm / 1 ft 1 in, tool spacing 18 mm / 45/64 in, equipped with quick-change toolholder system HT22 and 155 picks. For a wide range of applications, e.g. removal of surface and binder layer, complete removal of road surfaces or concrete milling work.	Option	2602602	USD	-1,683.00
Milling drum MCS BASIC with milling width 2500 mm / 8 ft 2 in, milling depth max. 350 mm / 1 ft 2 in, tool spacing 18 mm / 45/64 in, equipped with quick-change toolholder system HT22 and 171 picks. For a wide range of applications, e.g. removal of surface and binder layer, complete removal of road surfaces or concrete milling work.	Option	2602605	USD	3,257.00

### Operator's platform

Flexibly mounted operator's platform with clearly laid-out control panel, a functional stand-up seat and a large, lockable storage compartment with a capacity of approx. 69 gal / 260 l.	Standard	2662840	USD	0.00
Elastically mounted operator's platform with clear control panels, a functional stand-up seat and a large, lockable storage compartment with a capacity of approx. 69 gal / 260 litres. A hydraulically height-adjustable weather canopy with transparent side weather protection elements protects the driver from the wind and weather.	Option	2598429	USD	15,390.00
A high-quality, all-round glazed and soundproof comfort cabin for efficient working. The cab can be moved to either side and rotated by up to 110° for optimum visibility. An air-conditioning system, a 6-fold camera system and an intercom system ensure optimum working conditions. The cab is hydraulically swivelled into the machine chassis for transport.	Option	2598430	USD	84,414.00

### Material transport

Robust 7,900 mm (25 ft 11 in) long discharge conveyor with conveyor belt system 850 mm (2 ft 9 in) and hydraulic folding device for shortening the transport length	Standard	2598432	USD	0.00
---	----------	---------	-----	------

<b>Water tank filling</b>				
Additional water tank filling from the rear of the machine using a stopcock.	Standard	2549116	USD	0.00
Additional water tank filling from the rear of the machine with a powerful, hydraulically operated filling pump.	Option	2598434	USD	3,746.00
<b>Paint</b>				
Painting in cream RAL 9001 with orange stripes. The complete lower part of the machine is painted in slate grey RAL 7015.	Standard	2598435	USD	0.00
Monocolor special painting. Cream white color is replaced by a special color (RAL according to customer). The complete lower part of the machine is painted in slate grey RAL 7015.	Option	2598436	USD	2,321.00
<b>Technical documentation</b>				
Technical documentation - North America country version (US)	Standard	2456347	USD	0.00
<b>Service documentation</b>				
Spare part and application documentation English (EN)	Standard	2456404	USD	0.00
<b>Warranty</b>				
Standard warranty 12 months or 1000 engine operational hours	Standard	100772	USD	0.00
<b>Telematics</b>				
WITOS FleetView includes a control unit (TCU) with a GPS receiver and the usage rights for the web application WITOS FleetView. The web access function offers a compact overview of the machine status including consumption data, working times, position data, error messages and service intervals. (The actual amount of data available depends on the machine type). The availability of WITOS FleetView is guaranteed for 3 years from the date of delivery.	Standard	2483436	USD	0.00
The WIRTGEN PERFORMANCE TRACKER WPT is a laser and satellite-supported measuring system for precise milling performance determination for machines with FB2000 or FB2200 without a weather canopy or with an operator's cabin. Two laser scanners measure the actual milling width and milling depth over the distance of the milling path. The milling performance results are automatically sent to the corresponding users via the WITOS interface with precise GPS machine position data and consumption data such as diesel consumption, water consumption, tool consumption and truck loads, in an evaluation and then by e-mail. The milling performance reports that include an image of the milling position can also be used as an allowance report. The usability of WITOS hardware components for the existing mobile radio standard is guaranteed for 3 years from the date of delivery.	Option	2598668	USD	47,066.00
The WIRTGEN PERFORMANCE TRACKER WPT is a laser and satellite-supported measuring system for precise milling performance determination for machines with FB2000 or FB2200 with a weather canopy. Two laser scanners measure the actual milling width and milling depth over the distance of the milling path. The milling performance results are automatically sent to the corresponding users via the WITOS interface with precise GPS machine position data and consumption data such as diesel consumption, water consumption, tool consumption and truck loads, in an evaluation and then by e-mail. The milling performance reports that include an image of the milling position can also be used as an allowance report. The usability of WITOS hardware components for the existing mobile radio standard is guaranteed for 3 years from the date of delivery.	Option	2598670	USD	47,066.00
<b>Machine lighting</b>				
Extended lighting system consisting of 21 extremely powerful LED working lights for optimum illumination of the working area. The light output is approx. 37,600 lumens in total.	Standard	2598443	USD	0.00
Extended lighting system with 19 particularly powerful LED working lights for optimum illumination of the working area. The light output of the working lights amounts to a total of 34,000 lumens. The additional lighting balloon is operated via the 24V power supply of the machine and achieves an additional luminous power of 16,000 lumens.	Option	2653969	USD	4,628.00
<b>Equipment Options</b>				
<b>Additional weight</b>				
Two-piece additional weight at the rear of the machine totaling 1,600 kg (3,527 lbs) which enables the machine to be individually ballasted. The individual weights of 850 kg and 750 kg can be easily and quickly inserted and fastened to the rear of the machine.	Standard	2598492	USD	0.00
<b>Additional weight</b>				
Large sized storage compartment for 69 pick containers mounted at the rear of the machine instead of the standard storage compartment. The storage compartment is splash-proof and additionally contains a completely sealed area to safely store electronic components such as leveling sensors or tool extractors.	Option	2598494	USD	3,094.00
Storage compartment on both the rear track units for 8 pick containers	Standard	2598662	USD	0.00
<b>Equipment operator's platform</b>				
A powerful hot-air heating system with intelligently arranged air vents close to the operator's hands and feet ensures maximum comfort in the operator's platform.	Option	2598527	USD	3,719.00
Equipment of the operator's platform with a height adjustable stand-up seat for increasing operating comfort	Option	2688479	USD	1,031.00



<b>Milling drum assembly options</b>				
The actual milling depth is measured by a differential method between sensors on the side plate and sensors on the scraper. The actual milling depth is displayed on the LEVEL PRO ACTIVE panel.	Standard	2598665	USD	0.00
Overload sensors automatically lift the scraper whenever there are obstacles that could damage the scraper.	Option	2598528	USD	1,547.00
Active floating position on the right and left side plates achieved by continuously adjusting the milling depth and position of the plate. If necessary, the side plates can be briefly raised to prevent them from sinking into the soft ground.	Standard	2598531	USD	0.00
MCS BASIC extended with a hydraulically opening side door on the milling drum unit FB2000 (6 ft 7 in). With additional hydraulic cylinders, the side door can be easily unlocked and opened when changing the milling drum. This enables milling drums in MCS BASIC to be changed even faster.	Option	2614824	USD	9,066.00
MCS BASIC extended with a hydraulically opening side door on the milling drum unit FB2200 (7 ft 3 in). With additional hydraulic cylinders, the side door can be easily unlocked and opened when changing the milling drum. This enables milling drums in MCS BASIC to be changed even faster.	Standard	2688482	USD	0.00
MCS BASIC extended with a hydraulically opening side door on the milling drum unit FB2500 (8 ft 2 in). With additional hydraulic cylinders, the side door can be easily unlocked and opened when changing the milling drum. This enables milling drums in MCS BASIC to be changed even faster.	Option	2688484	USD	9,066.00
Electrically switchable sectional water spray bar in the milling drum assembly FB2000 (6 ft 7 in). Four areas can be controlled as required from the control panel (automatically controlled with WPT). This reduces water consumption enormously.	Option	2598537	USD	2,646.00
Electrically switchable sectional water spray bar in the milling drum assembly FB2200 (7 ft 3 in). Four areas can be controlled as required from the control panel (automatically controlled with WPT). This reduces water consumption enormously.	Standard	2610096	USD	0.00
Sectional, electrically controlled water spray bar in the milling drum assembly FB2500 (8 ft 2 in). Four areas can be controlled from the control panel as needed. This reduces water consumption enormously.	Option	2610097	USD	2,769.00
Two wear protection rollers to be attached to the side plates (right or left). The rollers protect asphalt, kerbstones and other surfaces from damage and prevent excessive wear on the side plates.	Option	2662818	USD	760.00
Mounting aid when lifting out the short primary conveyor when changing the milling unit.	Option	2598534	USD	434.00
Milling drum mounting and transport carriage FB1500 (4 ft 11 in) to FB2500 (8 ft 2 in)	Option	2312515	USD	6,284.00
<b>Options for belt conveyor</b>				
VCS - Vacuum Cutting System on the discharge conveyor, for extraction of fine material particles and water vapor from the sealed milling unit.	Standard	2598495	USD	0.00
Signal lights on the loading conveyor for a visual truck stop-and-go control without using the horn. The signal lights can be folded in hydraulically from the operator's platform.	Option	2598539	USD	4,709.00
Support device for putting the discharge conveyor on the low-loader.	Standard	60603	USD	0.00
<b>Additional control unit LEVEL PRO</b>				
Additional control panel 5" for controlling the leveling system LEVEL PRO ACTIVE. Up to two additional control panels can be arranged in the rear lower area of the machines.	Option	2598631	USD	2,266.00
Additional 7" control panel that visualizes the machine control and controls the LEVEL PRO ACTIVE leveling system. Up to two additional control panels can be arranged in the rear lower area of the machines.	Standard	2598632	USD	0.00
Additional 2" control panel which can have 16 priority functions assigned to it. Up to two additional control panels can be mounted on the outside railing of the operator's platform.	Option	2598664	USD	1,914.00
Two additional 2" control panels which can each have 16 priority functions assigned to it. Up to two additional control panels can be mounted on the outside railing of the operator's platform.	Option	2767151	USD	3,827.00
<b>Leveling</b>				
Expansion of the LEVEL PRO PLUS leveling system with leveling boom Premounted and adjustable hydraulic cylinders on the right and left allow the use of a sonic-ski sensor that is able to scan a reference object up to 1,900 mm away from the milling edge. During machine transport, the sensor and cables are securely stowed in the corresponding transport boxes.	Option	2600969	USD	10,341.00
<b>Leveling</b>				
Extension of the LEVEL PRO ACTIVE leveling system with two hydraulic cylinder sensors for scanning a reference surface to the right and left of the milling drum.	Standard	2598630	USD	0.00
<b>Leveling</b>				
Extension of the LEVEL PRO ACTIVE leveling system with multiplex scanning on the right. Two additional ultrasonic sensors scan reference surfaces in front of and behind the machine. During machine transport, the sensors and cables are securely stowed in an appropriate transport box.	Option	2598636	USD	4,954.00
Extension of the LEVEL PRO ACTIVE leveling system with multiplex scanning on the right and left. Four additional ultrasonic sensors scan reference surfaces in front of and behind the machine. During machine transport, the sensors and cables are securely stowed in an appropriate transport box.	Option	2598641	USD	9,622.00



<b>Leveling</b>				
Extension of the LEVEL PRO ACTIVE levelling system with pre-fitting for 3-D milling with machines without a weather canopy. The pre-fitting consists of robust and exactly positioned mounting adapters for a 3-D system as well as sensor sockets for connecting the LEVEL PRO ACTIVE.	Option	2662822	USD	6,949.00
Extension of the LEVEL PRO ACTIVE leveling system with pre-fitting for 3-D milling with machines with a weather canopy. The pre-fitting consists of robust and exactly positioned mounting adapters for a 3-D system as well as sensor sockets for connecting the LEVEL PRO ACTIVE.	Option	2662824	USD	2,036.00
Extension of the LEVEL PRO ACTIVE leveling system with pre-fitting for 3-D milling with machines with a cabin. The pre-fitting consists of robust and exactly positioned mounting adapters for a 3-D system as well as sensor sockets for the LEVEL PRO ACTIVE.	Option	2662844	USD	5,809.00
LEVEL PRO ACTIVE leveling system extended with two laser receivers that are to be attached to the pre-fitting for 3D leveling.	Option	2662826	USD	12,364.00
<b>Water system</b>				
Powerful, hydraulically operated high-pressure water cleaner with a maximum performance of 15 l/min (4 gpm) at 150 bar (2175 psi) pressure.	Option	2598657	USD	2,443.00
<b>Pick changing aids</b>				
Hydraulically driven pick extractor with holder and corresponding electrical and hydraulic connectors. Ideal for a convenient, fast and quiet cutting tool replacement.	Standard	2598659	USD	0.00
<b>Camera system</b>				
4-fold camera system with an additional 10" control panel for an optimised view of the work processes being executed in front of and behind the machine as well as of the side plates, on the right and left. The camera images are displayed on the 10" control panel on the operator's platform.	Standard	2598678	USD	0.00
8-fold camera system with an additional 10" control panel for an optimised view of the work processes being executed in front of and behind the machine, of the side plates on the right and left and of the milled surface behind the milling drum unit. The camera images are displayed on the 10" control panel on the operator's platform.	Option	2598679	USD	10,559.00
<b>Other devices</b>				
Dual starter system for maximum starting reliability with an additional automatic engine stop function that reduces diesel consumption.	Option	2647215	USD	4,723.00
Electrical diesel suction and pressure pump with 7.50 m (24 ft 7 in) suction hose. The machine can be refuelled with up to 50 l/min (13 gal/min) from external diesel tanks.	Option	2598663	USD	896.00
License plate holder with LED lighting	Option	2654224	USD	475.00
<b>Documentation</b>				
Additional set of technical documentation - North America country version (US)	Option		USD	81.00
<sup>1</sup> Option must be ordered from headquarters.				
Date: 8/23/2019				



## Price list

### W 120 XTi

#### Scope of supply – basic machine

- Engine: 6-CYLINDER DIESEL ENGINE TYPE CUMMINS QSL9 C-300
- Rated engine power 2100 r.p.m.: 248 kW / 333 HP / 337 PS
- Maximum power at 1900 r.p.m.: 257 kW / 345 HP / 350 PS
- Exhaust standard: EU Stage 4 / US Tier 4f
- Standard milling width: 3 ft 11 in / 1200 mm
- Theoretical milling depth: 1 ft 1 in / 330 mm

#### STANDARD EQUIPMENT

- Basic machine with engine
- Mechanically opening engine cowling with noise insulation
- Radiator with temperature-dependent fan speed
- Highly effective noise insulation throughout the engine compartment
- Automatic engine speed control depending on driving situation

#### MILLING DRUM HOUSING

- The right side of the milling drum housing can easily be folded down for maintenance or milling drum change
- Hydraulically operated scraper with mechanical locking

#### LOADING OF MILLED MATERIAL

- Discharge conveyor slewing angle left 60 degrees – right 60 degrees
- Two slewing speeds on the hydraulically foldable discharge conveyor with an adjustable conveying speed for precise loading

#### MACHINE CONTROL AND LEVELLING SYSTEM

- Digital milling depth indicator in the machine control display
- LEVEL PRO PLUS leveling system right and left
- RAPID SLOPE cross-slope sensor for LEVEL PRO ACTIVE leveling system
- Precise machine height adjustment in 1 or 5 mm steps on the main control panel of the machine
- Digital load control, manual engageable, hydraulic differential lock (by flow distributor)

#### OPERATOR'S PLATFORM

- Hydraulically extending operator's platform for optimum visibility of the working area
- Slender machine design permits unobstructed view of the milled edge as well as the working area in front of the milling drum on the right
- Mirror package comprising rear-view mirrors at front left and right as well as a forward-pointing mirror at the left of the operator's platform
- Reversing horn with clear audible signal
- Scraper height is shown on the display

#### CHASSIS AND HEIGHT ADJUSTMENT

- Hydraulic height adjustment of the front and rear track units at two speeds

#### MISCELLANEOUS

- Large tool package
- Device for towing away
- Extensive safety package with several EMERGENCY STOP switches
- European design type certification, EuroTest mark and CE conformity

List price ex subsidiary Wirtgen America

USD

505,427.00

<b>Mandatory Options</b>				
<b>Exhaust Gas After Treatment</b>				
Exhaust after-treatment by diesel oxidation catalytic converter DOC in exhaust emissions category EU Stage 4 / US Tier 4f. Without diesel particulate filter.	Standard	2490140	USD	0.00
Exhaust after-treatment by diesel oxidation catalyst DOC in exhaust emissions category EU Stage 4 / US Tier 4f. Additionally equipped with diesel particulate filter (DPF) - for operation e.g. in halls or in environmental zones with limited fine dust emission.	Option	2490141	USD	13,504.00
<b>Crawler units</b>				
Configuration with 4 driven track units. The two front track units are steered. The track unit at the rear right is hydraulically slewing and also steers. Traveling speed max. 3.6 mph / 5.8 km/h.	Standard	2777141	USD	0.00
<b>Milling drum housing</b>				
Wear-resistant milling drum housing FB1200 (3 ft 11 in) without milling drum	Standard	2336167	USD	0.00
<b>Milling drums / milling units</b>				
Milling drum with milling width 1200 mm / 3 ft / 11 in, tool spacing 15 mm / 19/32 in, equipped with quick-change toolholder system HT22 and 115 picks. For a wide range of applications, e.g. removal of surface and binder layer, complete removal of road surfaces or concrete milling work.	Standard	2308578	USD	0.00
<b>Operator's platform</b>				
Standard operator's seat with shock absorption and lengthways adjustment	Standard	2412488	USD	0.00
Comfort operator's seat incl. seat heating. The operator's seat has shock absorption, lengthways adjustment and can be swiveled through a total of 50 degrees.	Option	2412489	USD	1,154.00
<b>Hydraulic connection</b>				
Machine with hydraulic pre-fitting for a discharge conveyor with screw coupling. Each contains the coupling element on the machine side and the discharge conveyor side.	Standard	2412477	USD	0.00
<b>Material transport</b>				
Discharge conveyor 26 ft 9 in / 8,150 mm long with conveyor belt width 2 ft / 600 mm and hydraulic folding device for shortening the transport length or simplified maneuvering in narrow fields.	Standard	2336175	USD	0.00
<b>Paint</b>				
Painting in cream RAL 9001 with orange stripes. The complete lower part of the machine is painted in slate grey RAL 7015.	Standard	2764944	USD	0.00
Monocolor special painting. Cream white color is replaced by a special color (RAL according to customer). The complete lower part of the machine is painted in slate grey RAL 7015.	Option	2764945	USD	1,561.00
Film coating in cream RAL 9001 with orange stripes. The complete lower part of the machine is foiled in slate grey RAL 7015.	Option	2763472	USD	2,348.00
The film coating is done in RAL colours according to the customer's wishes. Film coating provides protection against mechanical and weather-related conditions and can be removed, if necessary, without leaving any marks.	Option	2763473	USD	3,162.00
<b>Technical documentation</b>				
Technical documentation - North America country version (US)	Standard	2456347	USD	0.00
<b>Service documentation</b>				
Spare part and application documentation English (EN)	Standard	2456404	USD	0.00
<b>Warranty</b>				
Standard warranty 12 months or 1000 engine operational hours	Standard	100772	USD	0.00
<b>Telematics</b>				
WITOS FleetView includes a control unit (TCU) with a GPS receiver and the usage rights for the web application WITOS FleetView. The web access function offers a compact overview of the machine status including consumption data, working times, position data, error messages and service intervals. (The actual amount of data available depends on the machine type). The availability of WITOS FleetView is guaranteed for 3 years from the date of delivery.	Standard	2483436	USD	0.00
<b>Machine lighting</b>				
Lighting system consisting of 4 halogen and 8 LED working lights. The headlights illuminate the area in front of the machine, both machine sides, the area in front of the milling drum unit, the loading area, the ladder/footstep and the operator's platform. The light output of the working lights is approx. 19,500 lumen in total.	Standard	2487614	USD	0.00
High-performance lighting system consisting of 1 halogen and 14 LED working lights. The headlights illuminate the area in front of and behind the machine, both machine sides, the area in front of the milling drum unit, the loading area, the weather canopy, the ladder/footstep and the operator's platform. The light output of the working lights is approx. 26,300 lumen in total. LED working lights are extremely bright, shock-resistant and durable.	Option	2487615	USD	936.00

Equipment Options				
<b>Exhaust air filter</b>				
VCS - Vacuum Cutting System on the discharge conveyor, for extraction of fine material particles and water vapor from the sealed milling unit.	Option	2336913	USD	8,251.00
<b>Advance drive</b>				
Equipment of the machine with precision steering. Pushbuttons on the multi-function armrests with a proportional response permit more precise steering of the machine.	Option	2478488	USD	1,710.00
<b>Equipment operator's platform</b>				
Operator's platform with weather canopy. The weather canopy is hydraulically adjustable in height and provides additional comfort during on-site operation. Including LED working light for illuminating the footstep. (Only in conjunction with electrohydraulic unit.)	Option	2336173	USD	8,156.00
<b>Milling drum assembly options</b>				
Overload sensor on the scraper FB1200 for automatic lifting function in case of obstacles. Effectively prevents the scraper from sinking into the loose sub-base, as well as getting stuck on obstacles.	Option	2478959	USD	2,701.00
Active floating position on the side plate right and left by continuous comparison between the milling depth and position of the side plate. If required, the side plate is lifted briefly to prevent tilting or sinking into a soft sub-base. (Only possible in conjunction with LEVEL PRO PLUS.)	Standard	2478486	USD	0.00
<b>Cold-start device</b>				
Electrical preheating of the fuel filter for maintaining free-flow properties of the fuel at low outside temperatures. Used for ensuring operating capability at temperatures below 32 degrees Fahrenheit / 0 degrees Celsius.	Option	2377357	USD	746.00
<b>Options for belt conveyor</b>				
Signal lights on the loading conveyor for a visual truck stop-and-go control without using the horn. The signal lights can be folded in hydraulically from the operator's platform.	Option	2409818	USD	6,392.00
<b>Leveling</b>				
Expansion of the LEVEL PRO PLUS leveling system by a SONIC SKI sensor. Ideal for contact-free wire and soil scanning. Including connection cable and holder.	Option	2352878	USD	5,727.00
<b>Leveling</b>				
Expansion of the leveling system for multiplex system package 3-way right, including 2 x ultrasonic sensors, and connection cable. (FB1000/1200)	Option	2544246	USD	3,651.00
Expansion of the leveling system to make multiplex system package 3-way right and 3-way left, including 4 x ultrasonic sensors and connection cable. (FB1000/1200)	Option	2544249	USD	7,288.00
Expansion of the leveling system for multiplex system package 3-way right, including 2 x ultrasonic sensors, and connection cable. (FB1300)	Option	2603878	USD	3,651.00
Expansion of the leveling system to make multiplex system package 3-way right and 3-way left, including 4 x ultrasonic sensors and connection cable. (FB1300)	Option	2603881	USD	7,288.00
<b>Leveling</b>				
The pre-fitting 3D laser leveling includes the required mechanical and electrical components for adaptation of a 3D laser leveling system on the machine. The exact positioning and robust configuration of the sensor masts form the basis for optimum working results. The supplied connection box provides for a simple and safe connection of the 3D system, without 3D system.	Option	2544251	USD	4,479.00
Expansion leveling system with basic equipment laser leveling, including holder and laser receiver, without laser transmitter	Option	2544252	USD	15,227.00
<b>Attachments</b>				
Battery-operated electro-hydraulic unit for operation of the machine hydraulics with the diesel engine switched off. (e.g. height adjustment of weather canopy, milling drum rotation device and hydraulic pick extractor drift)	Option	2412494	USD	3,379.00
<b>Water system</b>				
Hydraulically operated high-pressure water cleaner with a maximum performance of 15 l/min at 150 bar pressure. Ideal for daily cleaning of the machine.	Option	2336231	USD	3,909.00
<b>Pick changing aids</b>				
Integrated air compressor system with pressure accumulator and filling points. Precondition for operation of compressed air tools (e.g. pneumatic hammers).	Option	2353106	USD	6,216.00
Pneumatic hammer with two pick extractor and inserter tools each as well as 5.00 m / 16 ft 5 in hose.	Option	60604	USD	461.00
Hydraulically driven pick extractor drift, complete with holder and corresponding electrical and hydraulic connectors. Ideal for convenient and quiet pick change.	Option	2352889	USD	3,461.00
Milling drum rotation device with electrohydraulic milling drum drive for slowly turning the milling drum during pick replacement.	Option	2352893	USD	3,379.00

<b>Wirtgen information and diagnostic system</b>				
Equipment of the machine with job data acquisition. The information is shown in the control display.	<b>Option</b>	<b>2410294</b>	<b>USD</b>	<b>1,113.00</b>
<b>Camera system</b>				
Monitor system as maneuvering aid with 2 cameras and screen. A camera is mounted on the discharge conveyor and displays the loading of the truck. The 2nd camera shows the area in front of the milling drum housing. The camera images are displayed on the screen.	<b>Option</b>	<b>2487637</b>	<b>USD</b>	<b>5,496.00</b>
<b>Documentation</b>				
Additional set of technical documentation - North America country version (US)	<b>Option</b>		<b>USD</b>	<b>81.00</b>
<sup>1</sup> Option must be ordered from headquarters.				
Date: 8/28/2019				



## Statewide Contract Addendum

---

*This addendum is added to and is to be considered part of the subject contract.*

**Contract Issuance Date:** 11/01/2017

**Statewide Contract #:** SW0195

**Contract Title:** Road Maintenance Equipment

**Addendum Date:** 10/16/2019

**Addendum #:** 005

This Addendum 005 is issued to update Van Keppel's pricing Attachment J.

**ATTACHMENT J**  
**MELTER, MILLS, MIXER**

Type of Equipment	Brand Name	Model	Price Book/Catalog Date of Manufacturer's Current Published Retail Price List	Percentage off discount %
Asphalt Mat. Mixer	Kolberg	500P	September 2019	10
		Series 52		
		Portable Pugmill		
		w/ Conveyor		
Concrete Mixer	Cementech	M15	September 2019	0
Concrete Mixer	Cementech	M30	September 2019	0
Concrete Mixer	Cementech	M30X	September 2019	0
Concrete Mixer	Cementech	M60 8 yd	September 2019	0
Concrete Mixer	Cementech	M60 10 yd	September 2019	0
Concrete Mixer	Cementech	M90	September 2019	0
Concrete Mixer	Cementech	C60 8 yd	September 2019	0
Concrete Mixer	Cementech	C60 10 yd	September 2019	0

Attachments/Accessories: 0 % OEM Repair Parts: 0 % Options: 0 %

Multiple Unit discount: 0 % (In addition to the equipment discount) based on \_\_\_\_\_ Units purchased

Extended Warranty offered? X Yes \_\_\_\_\_ No If yes, please attach information for the extended warranty purchase.  
Discount offered 0 %

Repair Facility Address  
G.W. Van Keppel Co.  
8233 W. Reno  
Oklahoma City, OK 73127

Repair Facility Address  
G.W. Van Keppel Co.  
1876 N. 105th E. Ave  
Tulsa, OK 74116



## Statewide Contract Addendum

---

*This addendum is added to and is to be considered part of the subject contract.*

**Contract Issuance Date:** 11/01/2017

**Statewide Contract #:** SW0195

**Contract Title:** Road Maintenance Equipment

**Addendum Date:** 05/14/2019

**Addendum #:** Four (4)

This addendum is issued to update Wirtgen America pricing sheets.



## Price list Series H277

# DV+ 70i Tandem rollers of weight class 7 t

### Scope of supply – basic machine

Diesel engine  
 Manufacturer:  
 KUBOTA  
 Type:  
 V3307-CR-T  
 Power rat. ISO 14396, kW/PS/rpm:  
 55,4/75,3/2200  
 Emission standard:  
 EU Stage V / EPA Tier 4  
 Exhaust gas after-treatment:  
 DOC-DPF  
 Operating voltage:  
 12 V  
 Machine equipment  
 12 V outlets (double)  
 2 large working and rear view mirrors  
 2 water pumps  
 Foldable scraper  
 Operating concept Easy Drive  
 Lighting package as per road traffic regulations  
 Pressurized refilling of water tanks from below  
 ECO mode  
 Spring-mounted driver's seat with armrests and safety belt  
 Cup holder  
 Hammtronic—electronic machine management  
 Cabin floor window, front and rear  
 Seat-operating unit, can be moved and rotated laterally  
 Spray system with spray bar front and rear  
 Water filtering (triple)  
 Water tank front and rear, can be filled from both sides  
 Central water drain

<b>DV+ 70i VV-S H277</b>	<b>188,457.00</b>
<b>DV+ 70i VT-S H277</b>	<b>196,494.00</b>
<b>DV+ 70i VO-S H277</b>	<b>200,790.00</b>
<b>DV+ 70i VS-OS H277</b>	<b>227,396.00</b>

- Standard
- o Optionally available
- Not available
- Δ Order from headquarter

### Mandatory Options

#### Paintwork

standard color (RAL 2004 + RAL 7015)

Special painting (RAL... + RAL 7015)

Special painting (RAL... + RAL ...)

#### CE conformity

Version with CE conformity

DV+ 70i VV-S	DV+ 70i VT-S	DV+ 70i VO-S	DV+ 70i VS-OS
--------------	--------------	--------------	---------------

•	•	•	•
o	o	o	o
o	o	o	o
•	•	•	•

**1,843.00**
**6,194.00**

### Warning labels according to ANSI

Display of the units of measurement, US units

ROPS cabin with split doors

### ROPS with metal protective roof

heating and airconditioning

Driver seat, black imitation leather

Multifunction armrest, right, foldable

### Mechanical adjustment of seat-operating unit

Lighting package, halogen, as per road traffic regulations

## Hydraulic oil

## Technical documentation – North America country version (US)

## English spare parts and application documentation (EN)

**Driver seat backrest extension**  
Backrest extension for driver's seat, black imitation leather

Armrest comfort setting, left

## Safety belt monitoring

### Safety belt monitoring

## HCO Navigator

### Preparation for HCQ

Process data interface for third

## dashboard cover

Dashboard cover, locka

edge pressing equi

### Edge pressing and cutting equipment

Edge pressing and cutting equipment with track indicator, front right

Edge pressing and cutting equipment with track indicator, rear left

Edge pressing and cutting equipment with track indicator, rear right

Edge pressing and cutting equipment with track indicator, front left

Edge pressing and cutting equipment with track indicator, front left and right

Edge pressing and cutting equipment with track indicator, front right and rear left

### Cutting wheel

pressing roll 45 degrees, 1 3/16 in layer

pressing roll 45 degrees, 1 31/32 in layer

pressing roll 45 degrees, 3 5/32 in layer

pressing roll 45 degrees, 4 23/32 in layer  
pressing roll 60 degrees, 1 3/16 in layer

pressing roll 60 degrees, 1 3/16 in layer

pressing roll 60 degrees, 1 31/32 in layer

pressing roll 60 degrees, 4 33/32 in layer

Pressing roll cylindrical

### Pressing Toll, cylindrical thermal aprons

thermal aprons

### Anti-freeze

### Anti-freeze protection injection

### HMM Temperature M

HAMM Temperature Meter (HTM) front

Hamm Temperature Meter (HTM), front

### Camera system

Camera system, rear

Camera system, real

[illegible]

Camera system, front and rear	9,534.00	<input type="radio"/>	<input type="radio"/>	<input type="radio"/>	<input type="radio"/>
<b>Back-up alarm</b>					
Back-up alarm		<input checked="" type="radio"/>	<input checked="" type="radio"/>	<input checked="" type="radio"/>	<input checked="" type="radio"/>
<b>Telematics system</b>					
WITOS FleetView – professional telematics solution to optimize machine use and servicing		<input checked="" type="radio"/>	<input checked="" type="radio"/>	<input checked="" type="radio"/>	<input checked="" type="radio"/>
<b>working lights</b>					
Working lights, 4-fold, LED		<input checked="" type="radio"/>	<input checked="" type="radio"/>	<input checked="" type="radio"/>	<input checked="" type="radio"/>
<b>rotating beacon light</b>					
Rotating beacon on cabin, halogen	527.00	<input type="radio"/>	<input type="radio"/>	<input type="radio"/>	<input type="radio"/>
Rotating beacon on cabin, LED	610.00	<input type="radio"/>	<input type="radio"/>	<input type="radio"/>	<input type="radio"/>
<b>drum lighting</b>					
Drum lighting, LED		<input checked="" type="radio"/>	<input checked="" type="radio"/>	<input checked="" type="radio"/>	<input checked="" type="radio"/>
<b>Drum edge lighting</b>					
Drum edge lighting, LED		<input checked="" type="radio"/>	<input checked="" type="radio"/>	<input checked="" type="radio"/>	<input checked="" type="radio"/>
<b>Documentation</b>					
<b>Additional set of technical documentation – North America country version (US)</b>	416.00	<input type="radio"/>	<input type="radio"/>	<input type="radio"/>	<input type="radio"/>
3/6/2019					

## Price list Series H246

# DV+ 90i Tandem rollers of weight class 9 t

### Scope of supply – basic machine

Diesel engine  
 Manufacturer:  
 DEUTZ  
 Type:  
 TCD 3.6 L4  
 Power rat. ISO 14396, kW/PS/rpm:  
 74,4/101,2/2200  
 Emission standard:  
 EU Stage IV/EPA Tier 4  
 Exhaust gas after-treatment:  
 DOC-DPF-SCR  
 Operating voltage:  
 12 V  
 Machine equipment  
 12 V outlets (double)  
 2 large working and rear view mirrors  
 2 water pumps  
 Foldable scraper  
 Operating concept Easy Drive  
 Lighting package as per road traffic regulations  
 Pressurized refilling of water tanks from below  
 ECO mode  
 Spring-mounted driver's seat with armrests and safety belt  
 Cup holder  
 Hammtronic—electronic machine management  
 Cabin floor window, front and rear  
 Seat-operating unit, can be moved and rotated laterally  
 Spray system with spray bar front and rear  
 Water filtering (triple)  
 Water tank front and rear, can be filled from both sides  
 Central water drain

<b>DV+ 90i VV-S H246</b>	<b>218,943.00</b>
<b>DV+ 90i VT-S H246</b>	<b>224,486.00</b>
<b>DV+ 90i VO-S H246</b>	<b>241,114.00</b>
<b>DV+ 90i VS-OS H246</b>	<b>260,514.00</b>

- Standard
- o Optionally available
- Not available
- Δ Order from headquarter

### Mandatory Options

#### Tire

- 1 set of wheels with smooth tires, Dunlop
- 1 set of wheels with smooth tires, Michelin

DV+ 90i VV-S	DV+ 90i VT-S	DV+ 90i VO-S	DV+ 90i VS-OS
--------------	--------------	--------------	---------------

-	•	-	-
-	o	-	-
<b>5,598.00</b>			

[illegible]

**Anti-freeze protection injection**

Anti-freeze protection injection

**HAMM Temperature Meter (HTM)**

HAMM Temperature Meter (HTM), front

HAMM Temperature Meter (HTM), front and rear

**Camera system**

Rear camera system, in case of cabin

Camera system, front and rear

**Back-up alarm**

Back-up alarm, sound-modulating

**Telematics system**

WITOS FleetView – professional telematics solution to optimize machine use and servicing

**working lights**

Working lights, 4-fold, LED

Working lights, 4-fold, halogen

**rotating beacon light**

Rotating beacon on cabin, halogen

Rotating beacon on cabin, LED

**Drum edge lighting**

Drum edge lighting, LED

**drum lighting**

Drum lighting, LED

**battery isolation switch**

Battery isolation switch, electronic

**Documentation****Additional set of technical documentation – North America country version (US)**

3/6/2019

	●	●	●	●
	○	○	○	○
1,898.00	○	○	○	○
3,866.00	○	○	○	○
4,684.00	○	○	○	○
9,561.00	○	○	○	○
	●	●	●	●
	●	●	●	●
	●	●	●	●
-831.00	○	○	○	○
527.00	○	○	○	○
610.00	○	○	○	○
	●	●	●	●
	●	●	●	●
624.00	○	○	○	○
	○	○	○	○
416.00				

## Price list Series H228

## GRW 180i Pneumatic-tire rollers of weight class 10-18 t

### Scope of supply – basic machine

### Diesel engine

Manufacturer:

DEUTZ

Type:

TD 3.6 L4

Power rat. ISO 14396, kW/PS/rpm:

55,4/75,3/2300

Emission standard:

EU Stage IIIB/EPA Tier 4

Exhaust gas after-treatment:

DOC

Operating voltage:

12 V

### Machine equipment

Dashboard with displays, indicator lights and switches

## Tilttable dashboard

### Ballast chambers for flexible ballasting

Operator's platform with entry from both sides

Spring-mounted driver's seat with armrests and safety belt

## Hammtronic—electronic machine management

### Leveling of front wheelset

View channel to tire surfaces

Soft ramp for soft starting and braking

Spray system with spray bars front and rear

GRW 180i-10 H228	144,946.00
GRW 180i-15 H228	156,724.00
GRW 180i-20 H228	168,364.00

- Standard
- Optionally available
- Not available
- △ Order from headquarter

## Mandatory Options

## Pump

Hydraulics package, standard

### Braking system

Rear axle brake

Rear and front axle brake

## Tire

1 set of wheels with smooth tires, Michelin

1 set of wheels with smooth tires

GRW 180i-10	GRW 180i-15	GRW 180i-20
● ○ ● ● ●	● ○ ○ ● ●	● ○ ○ ● ●

<b>Wiper</b>				
Brush scraper, foldable		●	●	●
Plastic scraper, foldable	776.00	○	○	○
<b>Driver stand</b>				
Seat operating unit, adjustable sideways		●	●	●
<b>Paintwork</b>				
standard color (RAL 2004 + RAL 7015)		●	●	●
Special painting (RAL... + RAL 7015)	2,176.00	Δ	Δ	Δ
Special painting (RAL... + RAL ...)	6,499.00	Δ	Δ	Δ
<b>CE conformity</b>				
Version with CE conformity		●	●	●
<b>Warning marker</b>				
Warning labels according to ANSI		●	●	●
<b>Displayed unit of speed</b>				
Displayed unit of speed is mph		●	●	●
<b>Displayed unit of temperature</b>				
Displayed unit of temperature is °F		●	●	●
<b>Displayed unit of pressure</b>				
Displayed unit of pressure is psi		●	●	●
<b>Construction</b>				
ROPS cab	8,203.00	○	○	○
ROPS, rigid		●	●	●
<b>air conditioning</b>				
heating and airconditioning	11,474.00	○	○	○
<b>dashboard cover</b>				
Dashboard cover, lockable		●	●	●
<b>Driver seat</b>				
Driver seat, black imitation leather		●	●	●
<b>Lighting package as per road traffic regulations</b>				
Lighting package as per road traffic regulations		●	●	●
<b>Hydraulic oil</b>				
Hydraulic oil		●	●	●
<b>Technical documentation</b>				
Technical documentation – North America country version (US)		●	●	●
Technical documentation – France country version (FR)		○	○	○
<b>Service documentation</b>				
English spare parts and application documentation (EN)		●	●	●
French spare parts and application documentation (FR)		○	○	○
<b>Equipment Options</b>				
<b>Driver seat backrest extension</b>				
Backrest extension for driver's seat, black imitation leather	194.00	○	○	○
<b>Drive lever</b>				
Additional drive lever, left, with comfort armrest left and right		●	●	●
<b>HCQ Navigator</b>				
Preparation for HCQ Navigator, at cabin	12,970.00	○	○	○
Preparation for HCQ Navigator, at ROPS	12,970.00	○	○	○
<b>Protective roof</b>				
Metal protective roof on ROPS		●	●	●
Metal protective roof, FOPS-approved (level I)	540.00	○	○	○
<b>spare wheel</b>				
1 spare wheel with smooth tire, Michelin	3,367.00	○	○	○
1 spare wheel with smooth tire	2,009.00	○	○	○
<b>Mounting device for spare wheel</b>				
Mounting device for spare wheel	1,053.00	○	○	○
<b>thermal aprons</b>				
thermal aprons	7,954.00	○	○	○
<b>Additive sprinkling</b>				
Additive sprinkling	3,353.00	○	○	○



**Anti-freeze protection injection**

Anti-freeze protection injection

**319.00**

○ ○ ○

**Additional water tank**

Preparation for additional water tank

**901.00**

○ - -

Additional water tank, complete

**6,624.00**

○ - -

**tire inflation system**

tire inflation system

**5,862.00**

○ ○ ○

**HAMM Temperature Meter (HTM)**

HAMM Temperature Meter (HTM), rear

**3,631.00**

○ ○ ○

**Camera system**

Rear camera system, in case of cabin

**4,601.00**

○ ○ ○

**Back-up alarm**

Back-up alarm

● ● ●

**working lights, ready**

Preparation for working lights or rotating beacon

● ● ●

**working lights**

Working lights on metal protective roof, 4-fold, halogen

**928.00**

○ ○ ○

**rotating beacon light**

Rotating beacon on cabin, halogen

**568.00**

○ ○ ○

Rotating beacon on ROPS with protective roof, halogen

**637.00**

○ ○ ○

**Guard rail on maintenance platform**

Guard rail on maintenance platform

● ● ●

**Longitudinal adjustment**

Longitudinal adjustment

● ● ●

**Water tank outlet**

Filling access to water tank, fold-out

● ● ●

**Documentation****Additional set of technical documentation – North America country version (US)****416.00**

○ ○ ○

3/6/2019

## Price list Series H235

# H 10i - 12i Compactors of weight class 10–12 t

### Scope of supply – basic machine

Diesel engine  
 Manufacturer:  
 DEUTZ  
 Type:  
 TCD 3.6 L4  
 Power rat. ISO 14396, kW/PS/rpm:  
 85,0/115,6/2300  
 Emission standard:  
 EU Stage IV/EPA Tier 4  
 Exhaust gas after-treatment:  
 DOC-SCR  
 Operating voltage:  
 12 V  
 Machine equipment  
 2 large working and rear view mirrors  
 2 multiply-adjustable armrests  
 3-point articulation  
 Storage bin, lockable  
 Dashboard with displays, indicator lights and function key  
 Automatic traction control and anti-slip control  
 Operating concept Easy Drive  
 ECO mode  
 Spring-mounted driver's seat with armrests and safety belt  
 Speed preselect  
 Cup holder  
 Hammtronic—electronic machine management  
 Hose protection on front vehicle  
 Vibration-isolated operator's platform  
 Space for cooler  
 Stepless hydrostatic all-wheel drive  
 Automatic vibration system

<b>H 10i H235</b>	<b>135,384.00</b>
<b>H 10i P H235</b>	<b>148,271.00</b>
<b>H 12i H235</b>	<b>146,470.00</b>
<b>H 12i P H235</b>	<b>159,357.00</b>

- Standard
- o Optionally available
- Not available
- Δ Order from headquarter

H 10i	H 10i P	H 12i	H 12i P

### Mandatory Options

#### Paintwork

standard color (RAL 2004 + RAL 7015)  
 Special painting (RAL... + RAL 7015)

•	•	•	•
Δ	Δ	Δ	Δ
<b>2,106.00</b>			

Special painting (RAL... + RAL ...)	7,123.00	Δ	Δ	Δ	Δ
<b>CE conformity</b>					
Version with CE conformity		●	●	●	●
<b>Warning marker</b>					
Warning labels according to ANSI		●	●	●	●
<b>System of units</b>					
Display of the units of measurement, US units		●	●	●	●
<b>Wiper</b>					
Plastic scraper, for smooth drum		●	-	●	-
Metal scraper, for padfoot drum (2-fold, V-shape)		-	●	-	●
<b>Construction</b>					
ROPS, rigid		●	●	●	●
ROPS cab with heating and air-conditioning system, FOPS-approved (level I)	16,767.00	○	○	○	○
<b>Driver seat</b>					
Driver seat, black imitation leather		●	●	●	●
<b>adjustable steering column</b>					
Steering column with tiltable dashboard		●	●	○	○
Steering column with comfort exit and tiltable dashboard	319.00	○	○	●	●
<b>Rotating seat adapter</b>					
Rotating seat adapter		●	●	●	●
<b>Hydraulic oil</b>					
Hydraulic oil		●	●	●	●
<b>Technical documentation</b>					
Technical documentation – North America country version (US)		●	●	●	●
Technical documentation – France country version (FR)		○	○	○	○
<b>Service documentation</b>					
English spare parts and application documentation (EN)		●	●	●	●
French spare parts and application documentation (FR)		○	○	○	○
<b>Equipment Options</b>					
<b>Driver seat backrest extension</b>					
Backrest extension for driver's seat, black imitation leather	208.00	○	○	●	●
<b>Armrest</b>					
Armrest comfort setting, left	346.00	○	○	○	○
<b>HCQ Navigator</b>					
Preparation for HCQ Navigator, at cabin	11,391.00	○	○	○	○
Preparation for HCQ Navigator, at ROPS	11,391.00	○	○	○	○
<b>dashboard cover</b>					
Dashboard cover, lockable	388.00	○	○	○	○
<b>Protective roof</b>					
Plastic protective roof on handrails		●	●	○	○
Plastic protective roof on ROPS with integrated FOPS-approved (level I)	485.00	○	○	●	●
<b>levelling blade</b>					
Leveling blade	27,520.00	○	○	○	○
<b>padfoot segments</b>					
Padfoot shells with metal scraper, not installed	15,825.00	○	○	○	○
<b>frequency controller</b>					
frequency controller	263.00	○	○	○	○
<b>HCQ compaction meter</b>					
HAMM Compaction Meter (HCM)	7,663.00	○	○	○	○
<b>Back-up alarm</b>					
Back-up alarm, with volume adjustment		●	●	●	●
<b>Telematics system</b>					
WITOS FleetView – professional telematics solution to optimize machine use and servicing	1,548.00	○	○	●	●
Telematics system individual option request, customer-specific		○	○	○	○
<b>working lights, ready</b>					
Preparation for working lights or rotating beacon, at protective roof	582.00	○	○	●	●
<b>working lights</b>					

Working lights on cabin, 4-fold, LED	1,801.00	<input type="radio"/>	<input type="radio"/>	<input type="radio"/>	<input type="radio"/>
Working lights on plastic protective roof, 4-fold, LED	1,801.00	<input type="radio"/>	<input type="radio"/>	<input checked="" type="radio"/>	<input checked="" type="radio"/>
<b>rotating beacon light</b>					
Rotating beacon on cabin, halogen	540.00	<input type="radio"/>	<input type="radio"/>	<input type="radio"/>	<input type="radio"/>
Rotating beacon on ROPS with protective roof, halogen	540.00	<input type="radio"/>	<input type="radio"/>	<input type="radio"/>	<input type="radio"/>
<b>lunchbox holder</b>					
lunchbox holder		<input checked="" type="radio"/>	<input checked="" type="radio"/>	<input checked="" type="radio"/>	<input checked="" type="radio"/>
<b>battery isolation switch</b>					
Battery isolation switch, electronic	1,039.00	<input type="radio"/>	<input type="radio"/>	<input type="radio"/>	<input type="radio"/>
<b>Documentation</b>					
<b>Additional set of technical documentation – North America country version (US)</b>	416.00	<input type="radio"/>	<input type="radio"/>	<input type="radio"/>	<input type="radio"/>

## Price list Series H234

# H 13i - 16i Compactors of weight class 13–16 t

### Scope of supply – basic machine

Diesel engine  
 Manufacturer:  
 DEUTZ  
 Type:  
 TCD 4.1 L4  
 Power rat. ISO 14396, kW/PS/rpm:  
 115,0/156,4/2300  
 Emission standard:  
 EU Stage IV/EPA Tier 4  
 Exhaust gas after-treatment:  
 DOC-DPF-SCR  
 Operating voltage:  
 12 V  
 Machine equipment  
 2 large working and rear view mirrors  
 2 multiply-adjustable armrests  
 3-point articulation  
 Storage bin, lockable  
 Dashboard with displays, indicator lights and function key  
 Automatic traction control and anti-slip control  
 Operating concept Easy Drive  
 ECO mode  
 Spring-mounted driver's seat with armrests and safety belt  
 Speed preselect  
 Cup holder  
 Hammtronic—electronic machine management  
 Hose protection on front vehicle  
 Vibration-isolated operator's platform  
 Space for cooler  
 Stepless hydrostatic all-wheel drive  
 Automatic vibration system

<b>H 13i VIO H234</b>	<b>193,169.00</b>
<b>H 14i H234</b>	<b>170,166.00</b>
<b>H 14i P H234</b>	<b>183,330.00</b>
<b>H 16i H234</b>	<b>189,427.00</b>
<b>H 16i P H234</b>	<b>202,037.00</b>
<b>H 13i C H234</b>	<b>175,709.00</b>
<b>H 13i C P H234</b>	<b>188,873.00</b>

- Standard
- o Optionally available
- Not available
- Δ Order from headquarter

### Mandatory Options

#### Paintwork

standard color (RAL 2004 + RAL 7015)

Special painting (RAL... + RAL 7015)

Special painting (RAL... + RAL ...)

#### CE conformity

Version with CE conformity

H 13i VIO	H 14i	H 14i P	H 16i	H 16i P	H 13i C	H 13i C P
•	•	•	•	•	•	•
o	o	o	o	o	o	o
o	o	o	o	o	o	o
•	•	•	•	•	•	•

Display of the units of measurement, US units

### Warning labels according to ANSI

Plastic scraper, for smooth drum

## Construction

## ROPS, rigid

ROPS, rigid

### Driver s

**adjustable steering colour**

### Rotating seat adapter

### Hydraulic oil

## Technica

Technical documentation – France country version (FR)

## Service documentation

French spare parts and application documentation (FR)

	●	●	●	●	●	●	●
	●	●	●	●	●	●	●
	●	●	-	●	-	●	-
	-	-	●	-	●	-	●
16,767.00	○	○	○	○	○	○	○
513.00	●	●	●	-	-	●	●
	-	○	○	●	●	-	-
	●	●	●	●	●	●	●
	●	●	●	●	●	●	●
	●	●	●	●	●	●	●
	●	●	●	●	●	●	●
	●	●	●	●	●	●	●
	○	○	○	○	○	○	○
	○	○	○	○	○	○	○
	●	●	●	●	●	●	●
	○	○	○	○	○	○	○
	○	○	○	○	○	○	○

### Plate compactor attachment

### Preparation for vibration plate

Vibration plate, complete

Backrest extension for driver's seat, black imitation leather

Armrest comfort setting, left

## HCQ Navigator

## Preparation for HCQ Navigator, at cabin

Preparation for HCQ Navigator, at ROPS

### Preparation for HCQ Navigator, at ROPS

**dashboard cover**

### Protective roof

**levelling blade**

## Levelling b

Modular extension from leveling blade to dozer blade, installed

Padfoot shells with metal scraper, not installed

frequency controller  
**USO** compacti

### HCQ compaction meter

Hamm Compaction Meter (HCM)

**Back-up alarm** with volume adjustment

WITOS FleetView – professional telematics solution to optimize machine use and

**working lights, ready**

## working lights

Working lights on cabin, 4-fold, LED

### Rotating beacon light

Rotating beacon on cabin, halogen

28,823.00	○	○	-	○	-	○	-
93,356.00	○	○	-	○	-	○	-
	●	●	●	●	●	●	●
346.00	○	○	○	○	○	○	○
11,391.00	○	○	○	○	○	○	○
11,391.00	○	-	-	-	-	-	-
11,391.00	○	○	○	○	○	○	○
11,391.00	○	-	-	-	-	-	-
388.00	○	○	○	○	○	○	○
	●	●	●	●	●	●	●
27,520.00	○	○	○	○	○	○	○
7,718.00	△	△	△	△	△	△	△
15,825.00	○	○	-	○	-	○	-
263.00	○	○	○	○	○	○	○
7,663.00	-	○	○	○	○	○	○
7,663.00	○	-	-	-	-	-	-
	●	●	●	●	●	●	●
	●	●	●	●	●	●	●
	●	●	●	●	●	●	●
	○	○	○	○	○	○	○
	●	●	●	●	●	●	●
540.00	○	○	○	○	○	○	○
540.00	○	○	○	○	○	○	○

**lunchbox holder**

lunchbox holder

**battery isolation switch**

Battery isolation switch, electronic

1,039.00

•	•	•	•	•	•	•
○	○	○	○	○	○	○

**Documentation**

**Additional set of technical documentation – North America country version (US)**

416.00

○	○	○	○	○	○	○
---	---	---	---	---	---	---

3/6/2019

## Price list Series H268

# H 18i - 25i Compactors of weight class 18–25 t

### Scope of supply – basic machine

Diesel engine  
 Manufacturer:  
 DEUTZ  
 Type:  
 TCD 6.1 L6  
 Power rat. ISO 14396, kW/PS/rpm:  
 160,0/217,6/2300  
 Emission standard:  
 EU Stage IV/EPA Tier 4  
 Exhaust gas after-treatment:  
 DOC-DPF-SCR  
 Operating voltage:  
 12 V  
 Machine equipment  
 2 large working and rear view mirrors  
 2 multiply-adjustable armrests  
 3-point articulation  
 Storage bin, lockable  
 Dashboard with displays, indicator lights and function key  
 Automatic traction control and anti-slip control  
 Operating concept Easy Drive  
 ECO mode  
 Spring-mounted driver's seat with armrests and safety belt  
 Speed preselect  
 Cup holder  
 Hammtronic—electronic machine management  
 Hose protection on front vehicle  
 Vibration-isolated operator's platform  
 Space for cooler  
 Stepless hydrostatic all-wheel drive  
 Automatic vibration system

<b>H 18i H268</b>	<b>226,010.00</b>
<b>H 18i P H268</b>	<b>241,391.00</b>
<b>H 20i H268</b>	<b>241,391.00</b>
<b>H 20i P H268</b>	<b>256,911.00</b>
<b>H 25i H268</b>	<b>321,901.00</b>
<b>H 20i C H268</b>	<b>252,477.00</b>
<b>H 20i C P H268</b>	<b>267,443.00</b>
<b>H 25i C P H268</b>	<b>340,886.00</b>

- Standard
- o Optionally available
- Not available
- Δ Order from headquarter

### Mandatory Options

#### Paintwork

standard color (RAL 2004 + RAL 7015)

Special painting (RAL... + RAL 7015)

Special painting (RAL... + RAL ...)

#### CE conformity

Version with CE conformity

#### Warning marker

H 18i	H 18i P	H 20i	H 20i P	H 25i	H 20i C	H 20i C P	H 25i C P
•	•	•	•	•	•	•	•
o	o	o	o	o	o	o	o
o	o	o	o	o	o	o	o
•	•	•	•	•	•	•	•



Warning labels according to ANSI									
<b>System of units</b>									
Display of the units of measurement, US units									
<b>Wiper</b>									
Plastic scraper, for smooth drum (2-fold, V-shape)									
Metal scraper, for padfoot drum (2-fold, V-shape)									
<b>Construction</b>									
ROPS, rigid									
ROPS cab with heating and air-conditioning system, FOPS-approved (level I)	15,769.00								
<b>Driver seat</b>									
Driver seat, black imitation leather									
<b>adjustable steering column</b>									
Steering column with comfort exit and tiltable dashboard									
<b>Rotating seat adapter</b>									
Rotating seat adapter									
<b>Hydraulic oil</b>									
Hydraulic oil									
<b>Service documentation</b>									
English spare parts and application documentation (EN)									
French spare parts and application documentation (FR)									
<b>Technical documentation</b>									
Technical documentation – North America country version (US)									
Technical documentation – France country version (FR)									
<b>Equipment Options</b>									
<b>Driver seat backrest extension</b>									
Backrest extension for driver's seat, black imitation leather									
<b>Armrest</b>									
Armrest comfort setting, left	346.00								
<b>HCQ Navigator</b>									
Preparation for HCQ Navigator, at cabin	11,391.00								
Preparation for HCQ Navigator, at ROPS	11,391.00								
<b>dashboard cover</b>									
Dashboard cover, lockable	388.00								
<b>Protective roof</b>									
Plastic protective roof on ROPS with integrated FOPS-approved (level I)									
<b>levelling blade</b>									
Dozer blade	35,253.00								
<b>padfoot segments</b>									
Padfoot shells with metal scraper, not installed	20,495.00								
<b>frequency controller</b>									
frequency controller	263.00								
<b>HCQ compaction meter</b>									
HAMM Compaction Meter (HCM)	7,663.00								
<b>Back-up alarm</b>									
Back-up alarm, with volume adjustment									
<b>Telematics system</b>									
WITOS FleetView – professional telematics solution to optimize machine use and servicing									
<b>working lights, ready</b>									
Preparation for working lights or rotating beacon, at protective roof									
<b>working lights</b>									
Working lights on cabin, 4-fold, LED									
Working lights on plastic protective roof, 4-fold, LED									
<b>rotating beacon light</b>									
Rotating beacon on cabin, halogen	540.00								
Rotating beacon on ROPS with protective roof, halogen	540.00								
<b>lunchbox holder</b>									
lunchbox holder									
<b>battery isolation switch</b>									
Battery isolation switch, electronic	1,039.00								
<b>Documentation</b>									
<b>Additional set of technical documentation – North America country version (US)</b>	416.00								

## Price list Series H222

# H 5i - 7i Compactors of weight class 5–7 t

### Scope of supply – basic machine

Diesel engine  
 Manufacturer:  
 KUBOTA  
 Type:  
 V3307-CR-T  
 Power rat. ISO 14396, kW/PS/rpm:  
 54,6/74,3/2200  
 Emission standard:  
 EU Stage IIIB/EPA Tier 4  
 Exhaust gas after-treatment:  
 DOC-DPF  
 Operating voltage:  
 12 V  
 Machine equipment  
 12 V outlets (double)  
 2 large working and rear view mirrors  
 3-point articulation  
 Tray behind the driver's seat  
 Storage bin under the driver's seat  
 Trays  
 Anti-slip control  
 Dashboard with displays, indicator lights and switches  
 Fixture for cooler  
 ECO mode  
 Spring-mounted driver's seat with armrest and safety belt  
 Cup holder  
 Large angle of driving slope at front and rear  
 Hose protection on front vehicle  
 Vibration-isolated operator's platform  
 Maintenance points, central on one machine side

<b>H 5i H222</b>	<b>87,439.00</b>
<b>H 5i P H222</b>	<b>93,813.00</b>
<b>H 7i H222</b>	<b>110,580.00</b>
<b>H 7i P H222</b>	<b>119,864.00</b>
<b>H 7i VIO H222</b>	<b>130,119.00</b>

- Standard
- o Optionally available
- Not available
- Δ Order from headquarter

### Mandatory Options

#### Paintwork

standard color (RAL 2004 + RAL 7015)

Special painting (RAL... + RAL 7015)

Special painting (RAL... + RAL ...)

#### CE conformity

Version with CE conformity

H 5i	H 5i P	H 7i	H 7i P	H 7i VIO
•	•	•	•	•
Δ	Δ	Δ	Δ	Δ
Δ	Δ	Δ	Δ	Δ
•	•	•	•	•

**Warning marker**

Warning labels according to ANSI

**Wiper**

Plastic scraper, for smooth drum

Metal scraper, for padfoot drum

**Drive lever**

Drive lever

Drive lever with additional functions

**Construction**

ROPS, rigid

ROPS cabin with heating and doors to the left and right, FOPS-approved (level I)

**adjustable steering column**

Steering column, tiltable

**Driver seat**

Driver seat, black imitation leather

**Hydraulic oil**

Hydraulic oil

**Service documentation**

English spare parts and application documentation (EN)

French spare parts and application documentation (FR)

**Technical documentation**

Technical documentation – North America country version (US)

Technical documentation – France country version (FR)

**Equipment Options****air conditioning**

air conditioning

**levelling blade**

levelling blade

**Protective roof**

Plastic protective roof on handrails

Plastic protective roof on ROPS with integrated FOPS-approved (level I)

**padfoot segments**

Padfoot shells with metal scraper, not installed

Padfoot shells with metal scraper, not installed

**Displayed unit of speed**

Displayed unit of speed is mph

**Displayed unit of frequency**

Displayed unit of frequency is rpm

**Back-up alarm**

Back-up alarm, with volume adjustment

**Lighting package as per road traffic regulations**

Lighting package as per road traffic regulations

**working lights**

Working lights on plastic protective roof, 4-fold, LED

**rotating beacon light**

Rotating beacon on cabin, halogen

Rotating beacon on ROPS, halogen

**battery isolation switch**

Battery isolation switch, electronic

**Documentation****Additional set of technical documentation – North America country version (US)**

3/6/2019

## Price list Series H230

# HD 10 - 12 Tandem rollers of weight class 2.5 t

### Scope of supply – basic machine

Diesel engine  
 Manufacturer:  
 KUBOTA  
 Type:  
 D1703  
 Power rat. ISO 14396, kW/PS/rpm:  
 18,5/25,2/2200  
 Emission standard:  
 EU Stage V / EPA Tier 4  
 Exhaust gas after-treatment:  
 -  
 Operating voltage:  
 12 V  
 Machine equipment  
 12 V outlet  
 3-point articulation  
 Dashboard with displays, indicator lights and switches  
 Dashboard cover, lockable and weather-resistant  
 Handrails  
 Battery isolation switch  
 Pressure water sprinkling with interval switch  
 Operator's platform with entry from both sides  
 Hydrostatic steering  
 Vibration-isolated operator's platform  
 Track offset  
 Vibration front and rear, switchable single and doubled  
 Central lifting bracket

<b>HD 10 VV H230</b>	<b>48,500.00</b>
<b>HD 10 VT H230</b>	<b>52,241.00</b>
<b>HD 12 VV H230</b>	<b>50,440.00</b>
<b>HD 12 VT H230</b>	<b>54,459.00</b>
<b>HD 10 VO H230</b>	<b>58,616.00</b>
<b>HD 12 VO H230</b>	<b>60,833.00</b>

• Standard  
 o Optionally available  
 - Not available  
 Δ Order from headquarter

HD 10 VV	HD 10 VT	HD 12 VV	HD 12 VT	HD 10 VO	HD 12 VO
----------	----------	----------	----------	----------	----------

### Mandatory Options

#### Paintwork

standard color (RAL 2004 + RAL 7015)  
 Special painting (RAL... + RAL 7015)  
 Special painting (RAL... + RAL ...)

#### CE conformity

Version with CE conformity

#### Warning marker

Warning labels according to ANSI

#### Wiper

Plastic scraper, foldable

HD 10 VV	HD 10 VT	HD 12 VV	HD 12 VT	HD 10 VO	HD 12 VO
•	•	•	•	•	•
Δ	Δ	Δ	Δ	Δ	Δ
Δ	Δ	Δ	Δ	Δ	Δ
•	•	•	•	•	•
•	•	•	•	•	•
•	•	•	•	•	•
•	•	•	•	•	•

**Construction**

ROPS foldable

**Driver seat**

Driver seat, black imitation leather

**Lighting package as per road traffic regulations**

Lighting package as per road traffic regulations

**Hydraulic oil**

Hydraulic oil

**Service documentation**

English spare parts and application documentation (EN)

French spare parts and application documentation (FR)

**Technical documentation**

Technical documentation – North America country version (US)

Technical documentation – France country version (FR)

**Equipment Options****thermal aprons**

thermal aprons

**4,407.00****all-wheel lock**

all-wheel lock

**1,635.00****Anti-freeze protection injection**

Anti-freeze protection injection

**194.00****HCMQ compaction meter**

HAMM Compaction Meter (HCM)

**4,254.00**

HAMM Compaction Meter (HCM) and HAMM Temperature Meter (HTM)

**6,388.00****HAMM Temperature Meter (HTM)**

HAMM Temperature Meter (HTM), front

**2,037.00****Back-up alarm**

Back-up alarm

**working lights**

Working lights on ROPS, 2-fold, halogen

**443.00**

Working lights on ROPS, 4-fold, halogen

**998.00**

Working lights on ROPS, 2-fold, LED

**776.00**

Working lights on ROPS, 4-fold, LED

**1,483.00**

Working lights on metal protective roof, 4-fold, LED

**1,649.00****rotating beacon light**

Rotating beacon on ROPS, halogen

**568.00**

Rotating beacon on ROPS, LED

**679.00****Drum edge lighting**

Drum edge lighting, LED

**1,164.00**

Drum edge lighting, LED

**527.00****Cup holder**

Cup holder

**208.00****battery isolation switch**

Battery isolation switch with cable operation

**263.00****Documentation****Additional set of technical documentation – North America country version (US)****416.00**

3/6/2019

## Price list Series H231

# HD 13i - 14i Tandem rollers of weight class 4.5 t

### Scope of supply – basic machine

Diesel engine  
 Manufacturer:  
 KUBOTA  
 Type:  
 V2403-CR  
 Power rat. ISO 14396, kW/PS/rpm:  
 36.8/50,0/2700  
 Emission standard:  
 EU Stage IIIB/EPA Tier 4  
 Exhaust gas after-treatment:  
 DOC-DPF  
 Operating voltage:  
 12 V  
 Machine equipment  
 12 V outlet  
 3-point articulation  
 Dashboard with displays, indicator lights and switches  
 Dashboard cover, lockable and weather-resistant  
 Handrails  
 Pressure water sprinkling with interval switch  
 Operator's platform with entry from both sides  
 Hydrostatic steering  
 Vibration-isolated operator's platform  
 Track offset  
 Vibration front and rear, switchable single and doubled

<b>HD 13i VV H231</b>	<b>72,750.00</b>
<b>HD 14i VV H231</b>	<b>76,769.00</b>
<b>HD 13i VT H231</b>	<b>77,600.00</b>
<b>HD 14i VT H231</b>	<b>81,896.00</b>
<b>HD 13i VO H231</b>	<b>85,914.00</b>
<b>HD 14i VO H231</b>	<b>90,210.00</b>

- Standard
- o Optionally available
- Not available
- Δ Order from headquarter

HD 13i VV	HD 14i VV	HD 13i VT	HD 14i VT	HD 13i VO	HD 14i VO
-----------	-----------	-----------	-----------	-----------	-----------

### Mandatory Options

#### Paintwork

standard color (RAL 2004 + RAL 7015)  
 Special painting (RAL... + RAL 7015)  
 Special painting (RAL... + RAL ...)

#### CE conformity

Version with CE conformity

#### Warning marker

Warning labels according to ANSI

#### Wiper

Plastic scraper, foldable

#### Construction

ROPS cab with heating

•	•	•	•	•	•
Δ	Δ	Δ	Δ	Δ	Δ
Δ	Δ	Δ	Δ	Δ	Δ
•	•	•	•	•	•
•	•	•	•	•	•
•	•	•	•	•	•
•	•	•	•	•	•
o	o	o	o	o	o
<b>20,010.00</b>					

ROPS foldable			●	●	●	●	●	●
<b>Driver seat</b>								
Driver seat, black imitation leather; comfort version			●	●	●	●	●	●
<b>Lighting package as per road traffic regulations</b>								
Lighting package as per road traffic regulations			●	●	●	●	●	●
<b>Hydraulic oil</b>								
Hydraulic oil			●	●	●	●	●	●
<b>Service documentation</b>								
English spare parts and application documentation (EN)			●	●	●	●	●	●
French spare parts and application documentation (FR)			○	○	○	○	○	○
<b>Technical documentation</b>								
Technical documentation – North America country version (US)			●	●	●	●	●	●
Technical documentation – France country version (FR)			○	○	○	○	○	○
<b>Equipment Options</b>								
<b>Anti-freeze protection injection</b>								
Anti-freeze protection injection		194.00	○	○	○	○	○	○
<b>HCQ compaction meter</b>								
HAMM Compaction Meter (HCM)		3,547.00	○	○	○	○	○	○
<b>HAMM Temperature Meter (HTM)</b>								
HAMM Temperature Meter (HTM), front		2,120.00	○	○	○	○	○	○
<b>Back-up alarm</b>								
Back-up alarm			●	●	●	●	●	●
<b>working lights</b>								
Working lights on ROPS, 2-fold, halogen		443.00	○	○	○	○	○	○
Working lights on ROPS, 4-fold, halogen		998.00	○	○	○	○	○	○
Working lights on ROPS, 2-fold, LED		776.00	○	○	○	○	○	○
<b>rotating beacon light</b>								
Rotating beacon on ROPS, halogen		568.00	○	○	○	○	○	○
Rotating beacon on ROPS, LED		679.00	○	○	○	○	○	○
<b>Drum edge lighting</b>								
Drum edge lighting, LED		1,164.00	○	○	-	-	○	○
Drum edge lighting, LED		527.00	-	-	○	○	-	-
<b>battery isolation switch</b>								
Battery isolation switch, electronic		263.00	○	○	○	○	○	○
<b>Documentation</b>								
<b>Additional set of technical documentation – North America country version (US)</b>		416.00	○	○	○	○	○	○

3/6/2019

## Price list Series H199

# HD 8 - 10C Tandem rollers of weight class 1.5 t

### Scope of supply – basic machine

Diesel engine  
 Manufacturer:  
 KUBOTA  
 Type:  
 D1005  
 Power rat. ISO 14396, kW/PS/rpm:  
 14,8/20,1/2700  
 Emission standard:  
 EU Stage V / EPA Tier 4  
 Exhaust gas after-treatment:  
 -  
 Operating voltage:  
 12 V  
 Machine equipment  
 12 V outlet  
 3-point articulation  
 Dashboard with displays, indicator lights and switches  
 Dashboard cover, lockable and weather-resistant  
 Handrails  
 Battery isolation switch  
 Clear Side  
 Pressure water sprinkling with interval switch  
 Operator's platform with entry from both sides  
 Hydrostatic steering  
 Vibration-isolated operator's platform  
 Vibration front and rear, switchable single and doubled  
 Central lifting bracket

<b>HD 8 VV H199</b>	<b>39,354.00</b>
<b>HD 10C VV H199</b>	<b>41,294.00</b>
<b>HD 10C VT H199</b>	<b>47,114.00</b>

- Standard
- o Optionally available
- Not available
- Δ Order from headquarter

### Mandatory Options

#### Paintwork

standard color (RAL 2004 + RAL 7015)  
 Special painting (RAL... + RAL 7015)  
 Special painting (RAL... + RAL ...)

#### CE conformity

Version with CE conformity

#### Warning marker

HD 8 VV	HD 10C VV	HD 10C VT
•	•	•
Δ	Δ	Δ
Δ	Δ	Δ
•	•	•



Warning labels according to ANSI				
Construction				
ROPS foldable				
Wiper				
Plastic scraper, foldable				
Driver seat				
Driver seat, black imitation leather				
Lighting package as per road traffic regulations				
Lighting package as per road traffic regulations				
Hydraulic oil				
Hydraulic oil				
Service documentation				
English spare parts and application documentation (EN)				
French spare parts and application documentation (FR)				
Technical documentation				
Technical documentation – North America country version (US)				
Technical documentation – France country version (FR)				
Equipment Options				
Anti-freeze protection injection				
Anti-freeze protection injection	194.00			
Back-up alarm				
Back-up alarm				
working lights				
Working lights on ROPS, 2-fold, halogen	443.00			
Working lights on ROPS, 2-fold, LED	776.00			
Working lights on metal protective roof, 4-fold, LED	1,649.00			
rotating beacon light				
Rotating beacon on ROPS, halogen	568.00			
Rotating beacon on ROPS, LED	679.00			
Cup holder				
Cup holder	208.00			
battery isolation switch				
Battery isolation switch with cable operation	263.00			
Documentation				
Additional set of technical documentation – North America country version (US)	416.00			

**Price list Series H243**

# HD+ 120i - 140i Tandem rollers of weight class 12–14 t

**Scope of supply – basic machine**

Diesel engine  
 Manufacturer:  
 DEUTZ  
 Type:  
 TCD 4.1 L4  
 Power rat. ISO 14396, kW/PS/rpm:  
 115,0/156,4/2300  
 Emission standard:  
 EU Stage IV/EPA Tier 4  
 Exhaust gas after-treatment:  
 DOC-DPF-SCR  
 Operating voltage:  
 12 V  
 Machine equipment  
 2 water pumps  
 Foldable scraper  
 Tilttable dashboard  
 Operating concept Easy Drive  
 Spring-mounted driver's seat with armrests and safety belt  
 Hammtronic—electronic machine management  
 Seat-operating unit, can be moved and rotated laterally  
 Track offset  
 Vibration parameters, adjustable individually  
 Spray system with spray bars front and rear  
 Water filtering (triple)  
 Water tank front and rear, can be filled from both sides  
 Central water drain

<b>HD+ 120i VV H243</b>	<b>187,349.00</b>
<b>HD+ 140i VV H243</b>	<b>210,490.00</b>
<b>HD+ 120i VV-HF H243</b>	<b>193,584.00</b>
<b>HD+ 140i VV-HF H243</b>	<b>216,587.00</b>
<b>HD+ 120i VO H243</b>	<b>218,250.00</b>
<b>HD+ 140i VO H243</b>	<b>246,103.00</b>

- Standard
- o Optionally available
- Not available
- Δ Order from headquarter

HD+ 120i VV	HD+ 140i VV	HD+ 120i VV-H	HD+ 140i VV-H	HD+ 120i VO	HD+ 140i VO
-------------	-------------	---------------	---------------	-------------	-------------

**Mandatory Options**
**Paintwork**

standard color (RAL 2004 + RAL 7015)  
 Special painting (RAL... + RAL 7015)  
 Special painting (RAL... + RAL ...)  
 Custom paintwork

**CE conformity**

Version with CE conformity

**Warning marker**

Warning labels according to ANSI

**System of units**

•	•	•	•	•	•
Δ	Δ	Δ	Δ	Δ	Δ
Δ	Δ	Δ	Δ	Δ	Δ
Δ	Δ	Δ	Δ	Δ	Δ
•	•	-	-	•	•
•	•	•	•	•	•

Display of the units of measurement, US units						
Construction						
ROPS cabin with non-split doors	9,132.00	○	○	○	○	○
ROPS, rigid		●	●	●	●	●
air conditioning						
heating and airconditioning	12,998.00	○	○	○	○	○
Driver seat						
Driver seat, black imitation leather		●	●	●	●	●
Steering						
Steering unit, standard		●	●	●	●	●
Armrest						
Multifunction armrest, right, foldable		●	●	●	●	●
adjustable steering column						
Steering column with comfort exit and tilttable dashboard		●	●	●	●	●
Lighting package as per road traffic regulations						
Lighting package as per road traffic regulations		●	●	●	●	●
Hydraulic oil						
Hydraulic oil		●	●	●	●	●
Service documentation						
English spare parts and application documentation (EN)		●	●	●	●	●
Technical documentation – France country version (FR)		○	○	○	○	○
Technical documentation						
Technical documentation – North America country version (US)		●	●	●	●	●
French spare parts and application documentation (FR)		○	○	○	○	○
Equipment Options						
Driver seat backrest extension						
Backrest extension for driver's seat, black imitation leather		●	●	●	●	●
Safety belt monitoring						
Safety belt monitoring	374.00	○	○	○	○	○
Drive lever						
Armrest comfort setting, left	152.00	○	○	○	○	○
HCQ Navigator						
Preparation for HCQ Navigator, at cabin	11,391.00	○	○	○	○	○
Preparation for HCQ Navigator, at ROPS	11,391.00	○	○	○	○	○
Process data interface for third-party systems, asphalt construction	1,663.00	○	○	○	○	○
dashboard cover						
Dashboard cover, lockable	388.00	○	○	○	○	○
Protective roof						
Plastic protective roof on handrails		●	●	●	●	●
edge pressing equipment						
Edge pressing and cutting equipment with track indicator, front left	8,688.00	○	○	○	○	○
Edge pressing and cutting equipment with track indicator, front right	8,688.00	○	○	○	○	○
Edge pressing and cutting equipment with track indicator, front left and right	17,377.00	○	○	○	○	○
Cutting wheel	734.00	○	○	○	○	○
pressing roll 45 degrees, 1 3/16 in layer	430.00	○	○	○	○	○
pressing roll 45 degrees, 1 31/32 in layer	471.00	○	○	○	○	○
pressing roll 45 degrees, 3 5/32 in layer	540.00	○	○	○	○	○
pressing roll 45 degrees, 4 23/32 in layer	721.00	○	○	○	○	○
pressing roll 60 degrees, 1 3/16 in layer	554.00	○	○	○	○	○
pressing roll 60 degrees, 1 31/32 in layer	624.00	○	○	○	○	○
pressing roll 60 degrees, 3 5/32 in layer	693.00	○	○	○	○	○
pressing roll 60 degrees, 4 23/32 in layer	1,053.00	○	○	○	○	○
Anti-freeze protection injection						
Anti-freeze protection injection		●	●	●	●	●
frequency controller						
frequency controller		●	●	●	●	●
HAMM Temperature Meter (HTM)						
HAMM Temperature Meter (HTM), front	2,079.00	○	○	○	○	○
HAMM Temperature Meter (HTM), rear	2,079.00	○	○	○	○	○
HAMM Temperature Meter (HTM), front and rear	4,157.00	○	○	○	○	○
Track offset display						
Track offset display		●	●	●	●	●
Camera system						
Rear camera system, (cabin only)	4,628.00	○	○	○	○	○

### Back-up alarm

WITOS FleetView – professional telematics solution to optimize machine use and servicing

WITOS FleetView – professional telematics solution to optimize machine use and servicing

## Preparation for working lights or rotating beacon, at ROPS/protective roof

Preparation for working lights or rotating beacon, at ROPS/protective roof

Working lights on plastic protective roof, 4-fold, LED

Working lights on plastic protective roof, 4-fold, LED

### Coming home function

### Coming home function

374.00

Rotating beacon on cabin, halogen

Rotating beacon on cabin, halogen

596.00

Rotating beacon on plastic protective roof, halogen

679.00

Rotating beacon on cabin, LED

804.00

Rotating beacon on ROPS with protective roof, plastic, LED

804.00

Drum edge lighting, LED

Drum edge lighting, LED

lunchbox holder

lunchbox holder

Cup holder

Cup holder

319.00

## Mobile cooling box

Mobile cooling box

1.386.00

Battery isolation switch, electronic

Battery isolation switch, electronic

818.00

**Additional set of technical documentation – North America country version (US)**

416.00

3/6/2019

### Price list Series H186

HD+ 70i - 80i Tandem rollers of weight class 7-8 t

### Scope of supply – basic machine

Diesel engine  
Manufacturer:  
DEUTZ  
Type:  
TCD 2.9 L4  
Power rat. ISO 14396, kW/PS/rpm:  
55,4/75,3/2500  
Emission standard:  
EU Stage IIIB/EPA Tier 4  
Exhaust gas after-treatment:  
DOC  
Operating velocity:  
12 V  
Machine equipment  
2 water pumps  
Foldable scraper  
Dashboard with displays, indicator lights and switches  
Tiltable dashboard  
Spring-mounted driver's seat with armrests and safety belt  
Hammtron—electronic machine management  
Seat-operating unit, can be moved and rotated laterally  
Track offset  
Vibration front, rear, and double switchable  
Spray system with spray bars front and rear  
Water filtering (triple)  
Water tank front and rear, can be filled from both sides  
Central water drain

HD+ 70i VV H186	139,957.00
HD+ 70i VV-HF H186	143,699.00
HD+ 70i VO H186	159,357.00
HD+ 70i VT H186	148,687.00
HD+ 80i VV H186	149,241.00
HD+ 80i VV-HF H186	153,260.00
HD+ 80i VO H186	171,690.00
HD+ 80i VT H186	161,020.00
HD+ 80i VV-S H186	181,806.00
HD+ 80i VO-S H186	191,783.00
HD+ 80i VT-S H186	173,076.00
HD+ 80i OT H186	183,053.00

- Standard
- Optionally available
- Not available
- Δ Order from headquarter

### Mandatory Options

## Steering

Steering unit, standard

### CE conformity

Version without CE conformity

Version with CE conformity

## Construction

ROPS cabin with non-split doors

ROPS, rigid

## Paintwork

standard color (RAL 2004 + RAL 7015)

Special painting (RAL... + RAL 7015)

Special painting (RAL... + RAL ...)

### Warning marker

Warning labels according to ANSI

**dashboard cover**

[illegible]

[illegible]

Rotating beacon on cabin, LED		○	○	○	○	○	○	○	○	○	○	○
Rotating beacon on protective roof, plastic, LED		●	●	●	●	●	●	●	●	●	●	●
<b>battery isolation switch</b>												
Battery isolation switch, electronic	804.00	○	○	○	○	○	○	○	○	○	○	○
<b>Drum edge lighting</b>												
Drum edge lighting, LED		●	●	●	●	●	●	●	●	●	●	●
<b>lunchbox holder</b>												
lunchbox holder		●	●	●	●	●	●	●	●	●	●	●
<b>Cup holder</b>												
Cup holder	319.00	○	○	○	○	○	○	○	○	○	○	○
<b>Documentation</b>												
<b>Additional set of technical documentation – North America country version (US)</b>		○	○	○	○	○	○	○	○	○	○	○
	416.00											
<b>Settings</b>												
<b>Displayed unit of frequency</b>												
Displayed unit of frequency is rpm		●	●	●	●	●	●	●	●	●	●	●
<b>Displayed unit of temperature</b>												
Displayed unit of temperature is °F		●	●	●	●	●	●	●	●	●	●	●
<b>Displayed unit of speed</b>												
Displayed unit of speed is mph		●	●	●	●	●	●	●	●	●	●	●

## Price list Series H242

### HD+ 90i - 110i Tandem rollers of weight class 9–11 t

#### Scope of supply – basic machine

Diesel engine  
 Manufacturer:  
 DEUTZ  
 Type:  
 TCD 3.6 L4  
 Power rat. ISO 14396, kW/PS/rpm:  
 85,0/115,6/2300  
 Emission standard:  
 EU Stage IV/EPA Tier 4  
 Exhaust gas after-treatment:  
 DOC-SCR  
 Operating voltage:  
 12 V  
 Machine equipment  
 2 water pumps  
 Foldable scraper  
 Tilttable dashboard  
 Operating concept Easy Drive  
 Spring-mounted driver's seat with armrests and safety belt  
 Hammtronic—electronic machine management  
 Seat-operating unit, can be moved and rotated laterally  
 Track offset  
 Vibration parameters, adjustable individually  
 Spray system with spray bars front and rear  
 Water filtering (triple)  
 Water tank front and rear, can be filled from both sides  
 Central water drain

<b>HD+ 90i VV H242</b>	<b>161,020.00</b>
<b>HD+ 90i VV-HF H242</b>	<b>165,731.00</b>
<b>HD+ 90i VO H242</b>	<b>185,547.00</b>
<b>HD+ 90i VV-S H242</b>	<b>206,056.00</b>
<b>HD+ 90i VO-S H242</b>	<b>224,347.00</b>
<b>HD+ 90i VT H242</b>	<b>178,619.00</b>
<b>HD+ 90i VT-S H242</b>	<b>194,139.00</b>
<b>HD+ 110i VV H242</b>	<b>168,919.00</b>
<b>HD+ 110i VV-HF H242</b>	<b>173,907.00</b>
<b>HD+ 110i VO H242</b>	<b>195,109.00</b>
<b>HD+ 110i VT H242</b>	<b>188,180.00</b>

• Standard  
 o Optionally available  
 - Not available  
 Δ Order from headquarter

#### Mandatory Options

##### Paintwork

standard color (RAL 2004 + RAL 7015)

Special painting (RAL... + RAL 7015)

Special painting (RAL... + RAL ...)

##### CE conformity

Version with CE conformity

##### Warning marker

Warning labels according to ANSI

##### System of units

Display of the units of measurement, US units

##### Construction

ROPS cabin with non-split doors

ROPS, rigid

##### air conditioning

HD+ 90i VV	HD+ 90i VV-HF	HD+ 90i VO	HD+ 90i VV-S	HD+ 90i VO-S	HD+ 90i VT	HD+ 90i VT-S	HD+ 110i VV	HD+ 110i VV-H	HD+ 110i VO	HD+ 110i VT
•	•	•	•	•	•	•	•	•	•	•
Δ	Δ	Δ	Δ	Δ	Δ	Δ	Δ	Δ	Δ	Δ
Δ	Δ	Δ	Δ	Δ	Δ	Δ	Δ	Δ	Δ	Δ
•	-	•	•	•	•	•	•	-	•	•
•	•	•	•	•	•	•	•	•	•	•
•	•	•	•	•	•	•	•	•	•	•
○	○	○	○	○	○	○	○	○	○	○
•	•	•	•	•	•	•	•	•	•	•



[illegible]

[illegible]



# HAMM

A WIRTGEN GROUP COMPANY

## Price list Series H271

# HP 280i Pneumatic tire roller

### Scope of supply – basic machine

Operating data

Operating weight, identification plate:

23.152 lbs

Operating weight, max.:

61.652 lbs

Max. working width:

82 in

Min. wheel load per tire, front/rear:

2.547/3.241 lbs

Max. wheel load per tire, front/rear:

7.918/7.131 in

Water tank, capacity:

171,7 Gal

Additive tank, capacity:

7,4 Gal

Diesel engine

Manufacturer:

DEUTZ

Manufacturer:

DEUTZ

Type:

TCD 3.6 L4

Type:

TCD 3.6 L4

Power rat. ISO 14396, kW/PS/rpm:

85,0/115,6/2000

Power rat. ISO 14396, kW/PS/rpm:

85,0/115,6/2000

Emission standard:

EU Stage IV/EPA Tier 4

Emission standard:

EU Stage IV/EPA Tier 4

Exhaust gas after-treatment:

DOC-SCR

Exhaust gas after-treatment:

DOC-SCR

Operating voltage:

12 V

Operating voltage:

12 V

Drive

Speed, infinitely variable:

0 - 11,8 mph

Climbing ability, with/no ballast:

25/35 %  
 Steering  
 Steering angle +/-:  
 30 °  
 Oscillation angle +/-:  
 2 °  
 Level compensation, front +/-:  
 2,6 in  
 Machine equipment  
 12 V outlets (double)  
 2 large working and rear view mirrors  
 Tilttable dashboard  
 Operating concept Easy Drive  
 View of the tire outer edges  
 ECO mode  
 Spring-mounted driver's seat with armrests and safety belt  
 Hammtronic—electronic machine management  
 Seat operating unit, adjustable sideways  
 Spray system with spray bars front and rear  
 Water filtering (triple)  
 Central water drain

HP 280i H271	213,539.00	
<ul style="list-style-type: none"> <li>• Standard</li> <li>o Optionally available</li> <li>- Not available</li> <li>Δ Order from headquarter</li> </ul>		HP 280i
Mandatory Options		
<b>Variant</b>		
Machine with 25 ton operating weight upon delivery		•
Machine with 30 ton operating weight upon delivery	15,035.00	o
<b>Pump</b>		
Hydraulics package for hydraulically-driven options		•
<b>Braking system</b>		
Rear and front axle brake		•
<b>Tire</b>		
1 set of wheels with smooth tires, Michelin	10,933.00	o
1 set of wheels with smooth tires		•
<b>Wiper</b>		
Brush scraper, foldable		•
Scraper made of brushes with coconut fiber insert, foldable	180.00	o
Plastic scraper, foldable	1,095.00	o
<b>Paintwork</b>		
standard color (RAL 2004 + RAL 7015)		•
Special painting (RAL... + RAL 7015)	2,176.00	o
Special painting (RAL... + RAL ...)	6,499.00	o
<b>CE conformity</b>		
Version with CE conformity		•
<b>Warning marker</b>		
Warning labels according to ANSI		•

## System of units

Display of the units of measurement, US units

## Electrics package for options

Electrics package standard

## Construction

ROPS cabin with non-split doors

12,277.00

ROPS, rigid

## air conditioning

heating and airconditioning

11,391.00

## Driver seat

Driver seat, black imitation leather

## Steering

Steering unit, standard

## Armrest

Multifunction armrest, right, foldable

## adjustable steering column

Steering column with comfort exit and tiltable dashboard

## Seat adjustment

Seat-operating unit, adjustable sideways and rotatable

## Lighting package as per road traffic regulations

Lighting package as per road traffic regulations

## Hydraulic oil

Hydraulic oil

## Service documentation

English spare parts and application documentation (EN)

Technical documentation – France country version (FR)

## Technical documentation

Technical documentation – North America country version (US)

French spare parts and application documentation (FR)

## Equipment Options

### Driver seat backrest extension

Backrest extension for driver's seat, black imitation leather

### Safety belt monitoring

Safety belt monitoring

374.00

### Armrest comfort setting, left

Armrest comfort setting, left

### HCQ Navigator

Preparation for HCQ Navigator, at cabin

12,873.00

### dashboard cover

Dashboard cover, lockable

### Protective roof

Plastic protective roof on handrails

Plastic protective roof on ROPS with integrated FOPS-approved (level I)

790.00

### spare wheel

1 spare wheel with smooth tire, Michelin

3,367.00

1 spare wheel with smooth tire

2,009.00

### thermal aprons

thermal aprons

7,649.00

### Additive sprinkling

Additive sprinkling

3,340.00

### Anti-freeze protection injection

Anti-freeze protection injection

430.00

### tire inflation system

tire inflation system	5,820.00	○
<b>HAMM Temperature Meter (HTM)</b>		
HAMM Temperature Meter (HTM), rear	1,774.00	○
<b>Camera system</b>		
Rear camera system, (cabin only)	4,601.00	○
<b>Back-up alarm</b>		
Back-up alarm		●
<b>Telematics system</b>		
WITOS FleetView – professional telematics solution to optimize machine use and servicing		●
<b>working lights, ready</b>		
Preparation for working lights or rotating beacon		●
<b>working lights</b>		
Working lights on plastic protective roof, 4-fold, halogen	1,261.00	○
Working lights on cabin, 4-fold, LED	1,386.00	○
Working lights on plastic protective roof, 4-fold, LED	1,386.00	○
<b>rotating beacon light</b>		
Rotating beacon on cabin, halogen	596.00	○
Rotating beacon on ROPS with protective roof, plastic, halogen	596.00	○
<b>Tire lighting, LED</b>		
Tire lighting, LED	596.00	○
<b>lunchbox holder</b>		
lunchbox holder		●
<b>Guard rail on maintenance platform</b>		
Guard rail on maintenance platform		●
<b>Longitudinal adjustment</b>		
Longitudinal adjustment		●
<b>Coming home function</b>		
Coming home function	374.00	○
<b>battery isolation switch</b>		
Battery isolation switch, electronic	818.00	○
<b>Water tank outlet</b>		
Filling access to water tank, fold-out		●
<b>Documentation</b>		
<b>Additional set of technical documentation – North America country version (US)</b>	416.00	○

3/6/2019

## Price list

# SUPER 1300-3i (4f) / AB 340 V Extending Screed

### Scope of supply – basic machine

#### Delivery scope for a basic machine:

##### Power Unit

- Water-cooled Deutz diesel engine, TCD 3.6L4 with 100 hp (74.4 kW) at 2,000 rpm
- With its diesel oxidation catalyst (DOC), the engine fulfills all applicable exhaust emissions standards of the European Union (Stage 3b) and the USA (EPA Tier 4i).
- Electronic engine management with ECO mode
- Variable-speed fan

##### Undercarriage

- Hydrostatic traction drive.
- Crawler tracks with rubber pads, ground contact 6 ft. 6 in. x 10 in. (1,990 mm x 260 mm)
- Low-maintenance multiple-disc brakes lock on automatically without oil pressure.

##### Material Feed, Conveyance and Spreading

- Wide push-rollers, displaceable forwards by 3 in. (80 mm)
- Material hopper with 22,000 lbs. (10 tonnes) capacity, hopper apron can be raised for servicing.
- Four separate hydraulic drives for conveyors and augers.
- Conveyors can be reversed temporarily
- Augers reversible and mechanically adjustable in height
- Auger override
- Mechanical, paddle-type sensors for controlling the conveyors
- Automatic filling of the auger tunnel when the paver is in idle
- Set of limiting plates, hinged and extending at the rear of the paver

##### Electrical System

- On-board voltage 24 V
- Four working lights, halogen H3

##### Screed Heating

- Three-phase AC generator with generator management.
- Heating of screed when diesel engine is running at idle.

##### Operator's Platform

- Two driver's seats, swing beyond the width of the machine, with side panelling.
- Driver's seats and operator's consoles can easily and conveniently be adjusted for ergonomic working
- ErgoPlus 3 operator's console with modular layout. The large, high-contrast color display makes for simple operation and monitoring of the paver
- Two ErgoPlus 3 screed consoles for the left and right sides, with color displays for setting up and monitoring the paver and screed

##### Miscellaneous

- Machine documentation

### Total price of basic configuration

Bolt-on extension	Pave width	Generator		Price
<b>SUPER 1300-3i (4f) / AB 340 V Extending Screed</b>				
Without bolt-on extensions	3.400	Generator, standard power output	USD	<b>273,030.00</b>
Bolt-on extensions, 2 x 10 in.	3.900	Generator, standard power output	USD	<b>279,864.00</b>
Bolt-on extensions, 2 x 1 ft. 4 in.	4.200	Generator, standard power output	USD	<b>281,835.00</b>

Basic Configuration				
Country of operation				
Country of operation United States	Standard	VE LAND_US	USD	0.00
Operator's Stand				
Operator's stand				
Operator's stand without hardtop	Standard	V600_1411_00	USD	0.00
Hardtop with sunshades, VÖGELE design		V600_1411_08	USD	8,464.00
Logo on hardtop				
VÖGELE logo, standard		V603_01	USD	0.00
Operator's seats				
Operator's seat, luxury, 2 pieces	Standard	V610_1411_02	USD	0.00
Rear-view mirrors				
Rearview mirror, 2 pieces, paver without hardtop		V606_1411_05	USD	276.00
Electrical System				
Working lights				
Working lights, halogen	Standard	V505_1411_01	USD	0.00
Extra working light				
Working light for auger tunnel, 2 pieces	Standard	V506_1411_01	USD	0.00
Rotary beacon				
All-round beacon, paver without hardtop	Standard	V515_1411_03	USD	0.00
All-round beacon, paver with hardtop		V515_1411_04	USD	0.00
Reverse beeper				
Reverse beeper, acoustic	Standard	V516_1411_01	USD	0.00
Material Transport				
Material Hopper Front				
Hopper Front, Manual	Standard	V300_1411_01	USD	-2,090.00
Hopper Front, Hydraulic		V300_1411_02	USD	0.00
Auger control				
Sensor for auger control, mechanical	Standard	V305_1411_01	USD	-3,233.00
Sensor for auger control, sonic, 2 pieces		V305_1411_02	USD	0.00
PaveDock Assistant				
PaveDock Assistant, machine without hardtop		V324_1411_02	USD	5,021.00
Comfort functions				
Basic Package, without AutoSet	Standard	V212_1411_01	USD	0.00



Grade And Slope Control				
Automatic grade and slope control				
NIVELTRONIC Plus	Standard	V650_1411_01	USD	0.00
Slope Sensor				
Slope Sensor	Standard	V670_1411_01	USD	0.00
Bracket for grade sensor				
Bracket for grade sensor, 1 piece		V684_1411_01	USD	1,564.00
For attachment of a mechanical or sonic grade sensor.				
Bracket for grade sensor, 2 pieces		V684_1411_02	USD	3,141.00
Variable mechanical grade sensor				
Variable mechanical grade sensor (Dash 3), 1 unit		V680_1411_01	USD	4,350.00
Variable mechanical grade sensor (Dash 3), 2 units		V680_1411_02	USD	8,701.00
Ski 6 ft. 7 in.				
Ski 2m, 1 piece		V689_1411_01	USD	171.00
Ski 2m, 2 pieces		V689_1411_02	USD	355.00
Single-Cell Sonic Sensor				
Single-cell sonic sensor, 1 piece		V681_1411_01	USD	4,574.00
Single-cell sonic sensor, 2 pieces		V681_1411_02	USD	9,147.00
Multi-Cell Sonic Sensor (CAN/Analog)				
Multi-cell sonic sensor (Dash 3), 1 unit		V683_1411_01	USD	5,520.00
Multi-cell sonic sensor (Dash 3), 2 units		V683_1411_02	USD	11,040.00
Laser receiver, including mast				
Laser receiver, including mast, 1 piece		V685_1411_01	USD	10,541.00
Laser receiver, including mast, 2 pieces		V685_1411_02	USD	21,094.00
Tractor Unit / Screed Interface				
Screed Assist				
Screed Assist		V420_1411_01	USD	1,617.00
Others				
Ventilation system				
Without ventilation system	Standard	V907_1411_00	USD	0.00
Ventilation system		V907_1411_01	USD	13,721.00
Hydraulic oil				
Hydraulic system filled with mineral oil	Standard	V700_01	USD	0.00
Washdown system				
Washdown system with tank and hose reel		V705_1411_01	USD	3,772.00
Spray gun				
Spray gun		V707_1411_01	USD	237.00
Tools				
Tools		V715_1411_01	USD	565.00

Warning labels				
Warning labels, standard	Standard	V725_1411_01	USD	0.00
Warning labels, USA		V725_1411_02	USD	0.00
Packing				
Packing for land transport	Standard	V730_01	USD	0.00
Paint finish				
Paint finish, standard VÖGELE Green	Standard	V800_01	USD	0.00
Logo on material hopper				
Logo on material hopper, white	Standard	V818_01	USD	0.00
Operating Manual				
Operating Instructions, American	Standard	V950_US	USD	0.00
Operating Instructions, French		V950_FR	USD	0.00
Parts and More				
Parts & More, English	Standard	V956_EN	USD	0.00
Parts & More, French		V956_FR	USD	0.00
Maintenance kit				
Maintenance kit, 50 service hours		V734_1411_01	USD	263.00
Maintenance kit, 500 service hours		V734_1411_05	USD	223.00
Maintenance kit, 1,000 service hours		V734_1411_06	USD	657.00
WITOS FleetView Telematics System				
WITOS FleetView telematics system including 3-year operating period	Standard	V777_1411_01	USD	0.00
WITOS FleetView Telematics System. Includes the WITOS TCU control unit and a hybrid antenna (Quadband-GSM, GPS). Includes maintenance fee for the first 3 years after machine goes into service for the first time. (Can be extended after expiry.)				
WIRTGEN GROUP Telematics and On-Site Solutions (WITOS) is the intelligent telematics system from the WIRTGEN GROUP for efficient fleet, service and process management worldwide.				
Screed Options				
Operating Instructions, Screed				
Operating Instructions for Screed, American	Standard	V951_US	USD	0.00
Operating Instructions for Screed, French		V951_FR	USD	0.00
Crown adjustment				
Crown, mechanical adjustment	Standard	V105_27AB_01	USD	-3,430.00
Crown, hydraulic adjustment		V105_27AB_02	USD	0.00
Edger plates				
Edger plate, 45°, 2 pieces		V132_27AB_01	USD	460.00
End gate ski (90°), 2 pieces		V132_27AB_02	USD	460.00
End gate ski (90°), heated, 2 pieces		V132_27AB_03	USD	1,511.00
System for Paving Width Reduction				
Cut-off shoes, 1 ft. 9 in., 2 pieces		V140_27AB_01	USD	1,433.00
				0.00
Hydraulic oil				
Hydraulic system filled with mineral oil	Standard	V700_27AB_01	USD	0.00
Hydraulic system filled with biodegradable oil (Panolin)		V700_27AB_02	USD	0.00

## Price list

# SUPER 1700-3i (4f) / Carlson EZIV-08 Screed

### Scope of supply – basic machine

#### Drive Unit

- Liquid-cooled Cummins 4-cylinder diesel engine, QSB4.5-C173, 173 hp (129 kW) at 2,000rpm
- Engine complies with the applicable exhaust emission standards of the European Union (COM) 4 and USA (EPA, CARB) Tier 4f
- Electronic engine management

#### Undercarriage

- Hydrostatic traction drive
- Crawler tracks with rubber pads, ground contact 8 ft. 6 in. (2,594 x 355mm)
- Low-maintenance multiple-disk brakes, lock on automatically without oil pressure

#### Material Feed, Conveyors and Augers

- Wide push-rollers, can be displaced forwards by 6 in. (150mm)
- 14.3 tons (13 tonnes) material hopper
- Hopper apron hydraulically operated
- 4 separate hydraulic drives for conveyors and augers
- Mechanical sensors for controlling the conveyors, conveyors can briefly be reversed
- Sonic sensors for controlling the augers
- Augers hydraulically adjustable in height, complete with limiting plates for the auger tunnel and bracing
- Manual auger override
- Automatic filling function for the auger tunnel during breaks in paving
- 3 left hand and 3 right hand 1 ft. (30.5 cm) stackable augers for a total of 6 ft. of augers

#### Electrical System

- On-board voltage 24V

#### Screed Heating

- Three-phase AC generator, air-cooled with electronic generator management
- Screed is also heated when diesel engine is running at idle
- Screed heating with electronic temperature control

#### Operator's Platform

- 2 Luxury operator's seats including seat heating, with side paneling and armrests, can be pivoted outwards
- Operator's seats and console can be easily and conveniently adjusted for ergonomic working
- Modular ErgoPlus 3 paver operator's console; large high-contrast colour display ensures easy operation and monitoring of paver functions
- 2 ErgoPlus 3 screed consoles for the right and left-hand screed sides, with colour display for setting up and monitoring paver and screed functions

#### Miscellaneous

- Centralized lubrication system for tractor unit
- Machine documentation
- Crown is set hydraulically

**Total price of basic configuration**
**USD 469,029.00**

Basic Configuration				
Country of operation				
Country of operation United States	Standard	VE LAND_US	USD	0.00
Operator's Stand				
Operator's stand				
Operator's stand without hardtop	Standard	V600_1982_04	USD	0.00
Hardtop in VÖGELE design		V600_1982_05	USD	10,054.00
Logo on hardtop				
VÖGELE logo, standard		V603_01	USD	0.00
Rear-view mirrors				
Rearview mirror, 2 pieces, paver without hardtop		V606_1982_05	USD	990.00
Rearview mirror, 2 pieces, paver with hardtop		V606_1982_06	USD	990.00
Electrical System				
Working lights				
Working lights, halogen	Standard	V505_1982_01	USD	-3,279.00
Working lights, LED		V505_1982_03	USD	0.00
Extra working light				
Working light for auger tunnel, 2 pieces	Standard	V506_1982_02	USD	0.00
Sockets				
Socket outlet 12 V, 2 pieces	Standard	V510_1982_01	USD	0.00
Socket outlet 24 V, 2 pieces		V510_1982_02	USD	-296.00
Power outlet				
NEMA power outlet, 120 V, speed independent, 1 piece		V512_1982_01	USD	7,933.00
Rotary beacon				
All-round beacon, 1 piece, paver without hardtop	Standard	V515_1982_03	USD	0.00
All-round beacons, 2 pieces, paver with hardtop		V515_1982_06	USD	759.00
Reverse beeper				
Reverse beeper, acoustic	Standard	V516_1982_01	USD	0.00
Material Transport				
Limiting plates for auger tunnel				
Power Tunnel	Standard	V313_1982_01	USD	0.00
Limiting Plate for Auger Tunnel, 3 ft. 3 in. (1 m)		V313_1982_02	USD	-5,156.00
Material transport				
Material transport; standard	Standard	V320_1982_01	USD	0.00
Push-rollers				
Push-rollers	Standard	V323_1982_01	USD	0.00
Truck Hitch		V323_1982_03	USD	9,051.00

Grade And Slope Control				
Automatic grade and slope control				
NIVELTRONIC Plus	Standard	V650_1982_03	USD	0.00
Slope Sensor				
Slope Sensor	Standard	V670_1982_01	USD	0.00
Bracket for grade sensor				
Bracket for grade sensor, 1 piece  <i>For attachment of a mechanical or sonic grade sensor.</i>		V684_1982_01	USD	1,530.00
Bracket for grade sensor, 2 pieces		V684_1982_02	USD	3,073.00
Bracket for grade sensor at VF screed, 1 piece  <i>For attachment of a mechanical or sonic grade sensor.</i>		V684_1982_03	USD	591.00
Bracket for grade sensor at VF screed, 2 pieces		V684_1982_04	USD	1,170.00
Bracket, attachment of grade sensor to screed arm				
Bracket, Attachment of Grade Sensor to Screed Arm, 1 piece		V686_1982_01	USD	553.00
Brackets, Attachment of Grade Sensor to Screed Arm, 2 pieces		V686_1982_02	USD	1,093.00
Mounting kit to attach the bracket for the grade sensor for VF screed to the screed arm, 1 piece		V686_1982_03	USD	90.00
Mounting kits to attach the bracket for the grade sensor for VF screed to the screed arm, 2 pieces		V686_1982_04	USD	167.00
Variable mechanical grade sensor				
Variable mechanical grade sensor (Dash 3), 1 unit		V680_1982_01	USD	4,256.00
Variable mechanical grade sensor (Dash 3), 2 units		V680_1982_02	USD	8,511.00
Ski 6 ft. 7 in.				
Ski 2m, 1 piece		V689_1982_01	USD	167.00
Ski 2m, 2 pieces		V689_1982_02	USD	347.00
Single-Cell Sonic Sensor				
Single-cell sonic sensor, 1 piece		V681_1982_01	USD	4,474.00
Single-cell sonic sensor, 2 pieces		V681_1982_02	USD	8,949.00
Multi-Cell Sonic Sensor (CAN/Analog)				
Multi-cell sonic sensor (Dash 3), 1 unit		V683_1982_01	USD	5,400.00
Multi-cell sonic sensor (Dash 3), 2 units		V683_1982_02	USD	10,800.00
Big MultiPlex Ski				
Big MultiPlex Ski, 1 piece		V688_1982_03	USD	28,479.00
Big MultiPlex Ski, 2 pieces		V688_1982_04	USD	56,957.00
Big MultiPlex Ski, electronic				
Big MultiPlex Ski, electronic		V687_1982_01	USD	16,547.00

Tractor Unit / Screed Interface				
<b>Screed lock</b>				
Screed lock, manual		V400_1982_01	USD	-1,273.00
Screed lock, hydraulic	Standard	V400_1982_02	USD	0.00
<b>Screed Arm Guidance</b>				
Standard Guide for Screed Arm	Standard	V405_1982_01	USD	0.00
Guide rollers for screed arm		V405_1982_02	USD	1,196.00
<b>Screed Assist</b>				
Screed Assist		V420_1982_01	USD	1,581.00
<b>Combined with screed of other brand</b>				
Interface Carlson screed		V437_1982_01	USD	3,471.00
				0.00
<b>ErgoPlus 3 screed remote controls</b>				
ErgoPlus 3 screed remote controls		V438_1982_01	USD	1,157.00
<b>Others</b>				
<b>Low-emissions package</b>				
EcoPlus low-emissions package	Standard	V202_1982_05	USD	0.00
<b>Washdown system</b>				
Washdown system with tank and hose reel	Standard	V705_1982_02	USD	0.00
<b>Tools</b>				
Tools		V715_1982_01	USD	553.00
<b>Packing</b>				
Packing for transport by sea	Standard	V730_02	USD	0.00
<b>Paint finish</b>				
Paint finish, standard VÖGELE Green	Standard	V800_01	USD	0.00
<b>Logo on material hopper</b>				
Logo on material hopper, white	Standard	V818_01	USD	0.00
<b>Grease filling, lubrication system</b>				
Adapter for connecting grease gun		V720_1982_01	USD	579.00
<b>Ventilation system</b>				
Ventilation system, machine without hardtop	Standard	V907_1982_01	USD	0.00
Ventilation system, machine with hardtop		V907_1982_02	USD	0.00
<b>Operating Manual</b>				
Operating Instructions, American	Standard	V950_US	USD	0.00

Parts and More				
Parts & More, English	Standard	V956_EN	USD	0.00
Parts & More, French		V956_FR	USD	0.00
Maintenance kit				
Maintenance kit, 50 service hours		V734_1982_01	USD	296.00
Maintenance kit, 500 service hours		V734_1982_05	USD	386.00
Maintenance kit, 1,000 service hours		V734_1982_06	USD	720.00
WITOS FleetView Telematics System				
WITOS FleetView telematics system including 3-year operating period	Standard	V777_1982_03	USD	0.00
<i>WITOS FleetView Telematics System. Includes the WITOS TCU control unit and a hybrid antenna (Quadband-GSM, GPS). Includes maintenance fee for the first 3 years after machine goes into service for the first time. (Can be extended after expiry.)</i>				
<i>WIRTGEN GROUP Telematics and On-Site Solutions (WITOS) is the intelligent telematics system from the WIRTGEN GROUP for efficient fleet, service and process management worldwide.</i>				
Screed Options				
Operating Instructions, Screed				
Operating Instructions for Screed, American	Standard	V951_US	USD	0.00
Extending unit, right side				
Extending unit without berm, right	Standard	V103_EZ04_00	USD	0.00
Berme 305 mm (12"), RH		V103_EZ04_01	USD	4,667.00
Berme 457 mm (18"), RH		V103_EZ04_02	USD	4,667.00
Berme 610 mm (24"),RH		V103_EZ04_03	USD	4,667.00
Extending unit, left side				
Extending unit without berm, left	Standard	V104_EZ04_00	USD	0.00
Berme 305 mm (12"), LH		V104_EZ04_01	USD	4,667.00
Berme 457 mm (18"), LH		V104_EZ04_02	USD	4,667.00
Berme 610 mm (24"), LH		V104_EZ04_03	USD	4,667.00

<b>Screed with berm</b>				
Screed with berm		<b>V108_EZ04_01</b>	<b>USD</b>	<b>463.00</b>
Bolt-On Extension, Right-Hand Side, 30.5cm		<b>V101_EZ04_12R</b>	<b>USD</b>	<b>2,147.00</b>
Bolt-On Extension, Right-Hand Side, 45.7cm		<b>V101_EZ04_18R</b>	<b>USD</b>	<b>2,147.00</b>
Bolt-On Extension, Right-Hand Side, 61cm		<b>V101_EZ04_24R</b>	<b>USD</b>	<b>2,147.00</b>
Bolt-On Extension, Left-Hand Side, 30.5cm		<b>V101_EZ04_12L</b>	<b>USD</b>	<b>2,147.00</b>
Bolt-On Extension, Left-Hand Side, 45.7cm		<b>V101_EZ04_18L</b>	<b>USD</b>	<b>2,147.00</b>
Bolt-On Extension, Left-Hand Side, 61cm		<b>V101_EZ04_24L</b>	<b>USD</b>	<b>2,147.00</b>
Y-Cable for Coupling Bolt-On Extensions		<b>V102_EZ04</b>	<b>USD</b>	<b>0.00</b>
<b>Wide Width Support Kit</b>				
Wide Width Support Kit		<b>V142_EZ04_01</b>	<b>USD</b>	<b>0.00</b>
<b>Heating rod for end gate ski</b>				
Heating rod for end gate ski		<b>V131_EZ04_01</b>	<b>USD</b>	<b>1,183.00</b>
<b>System for Paving Width Reduction</b>				
Cut-Off Shoes, Left-Hand Side		<b>V140_EZ04_01</b>	<b>USD</b>	<b>373.00</b>
Cut-Off Shoes, Right-Hand Side		<b>V140_EZ04_02</b>	<b>USD</b>	<b>373.00</b>
Cut-Off Shoes, Neutral		<b>V141_EZ04</b>	<b>USD</b>	<b>373.00</b>
<b>Thickness Control Screws</b>				
Angle of attack adjustment, counterclockwise to increase mat thickness	<b>Standard</b>	<b>V150_EZ04_01</b>	<b>USD</b>	<b>0.00</b>
Angle of attack adjustment, clockwise to increase mat thickness		<b>V150_EZ04_02</b>	<b>USD</b>	<b>0.00</b>
Date: 3/5/2019				



## Price list

# SUPER 1700-3i (4f) / VF 500-2 V Extending Screed

### Scope of supply – basic machine

#### Drive Unit

- Liquid-cooled Cummins 4-cylinder diesel engine, QSB4.5-C173, 173 hp (129 kW) at 2,000rpm
- Engine complies with the applicable exhaust emission standards of the European Union (COM) 4 and USA (EPA, CARB) Tier 4f
- Electronic engine management

#### Undercarriage

- Hydrostatic traction drive
- Crawler tracks with rubber pads, ground contact 8 ft. 6 in. (2,594 x 355mm)
- Low-maintenance multiple-disk brakes, lock on automatically without oil pressure

#### Material Feed, Conveyors and Augers

- Wide push-rollers, can be displaced forwards by 6 in. (150mm)
- 14.3 tons (13 tonnes) material hopper
- Hopper apron hydraulically operated
- 4 separate hydraulic drives for conveyors and augers
- Mechanical sensors for controlling the conveyors, conveyors can briefly be reversed
- Sonic sensors for controlling the augers
- Augers hydraulically adjustable in height, complete with limiting plates for the auger tunnel and bracing
- Manual auger override
- Automatic filling function for the auger tunnel during breaks in paving
- 3 left hand and 3 right hand 1 ft. (30.5 cm) stackable augers for a total of 6 ft. of augers

#### Electrical System

- On-board voltage 24V

#### Screed Heating

- Three-phase AC generator, air-cooled with electronic generator management
- Screed is also heated when diesel engine is running at idle
- Screed heating with electronic temperature control

#### Operator's Platform

- 2 Luxury operator's seats including seat heating, with side paneling and armrests, can be pivoted outwards
- Operator's seats and console can be easily and conveniently adjusted for ergonomic working
- Modular ErgoPlus 3 paver operator's console; large high-contrast colour display ensures easy operation and monitoring of paver functions
- 2 ErgoPlus 3 screed consoles for the right and left-hand screed sides, with colour display for setting up and monitoring paver and screed functions

#### Miscellaneous

- Centralized lubrication system for tractor unit
- Machine documentation
- Crown is set hydraulically

### Total price of basic configuration

Bolt-on extension	Pave width	Generator	Price	
SUPER 1700-3i (4f) / VF 500-2 V Extending Screed				
Without bolt-on extensions	4.750	Generator, standard power output	USD	468,771.00
Bolt-on extensions, 2 x 1 ft.	5.350	Generator, standard power output	USD	477,000.00
Bolt-on extensions, 2 x 2 ft.	5.950	Generator, standard power output	USD	483,557.00

Basic Configuration				
Country of operation				
Country of operation United States	Standard	VE_LAND_US	USD	0.00
Operator's Stand				
Operator's stand				
Operator's stand without hardtop	Standard	V600_1982_04	USD	0.00
Hardtop in VÖGELE design		V600_1982_05	USD	10,054.00
Logo on hardtop				
VÖGELE logo, standard		V603_01	USD	0.00
Rear-view mirrors				
Rearview mirror, 2 pieces, paver without hardtop		V606_1982_05	USD	990.00
Rearview mirror, 2 pieces, paver with hardtop		V606_1982_06	USD	990.00
Electrical System				
Working lights				
Working lights, halogen	Standard	V505_1982_01	USD	-3,279.00
Working lights, LED		V505_1982_03	USD	0.00
Extra working light				
Working light for auger tunnel, 2 pieces	Standard	V506_1982_02	USD	0.00
Sockets				
Socket outlet 12 V, 2 pieces	Standard	V510_1982_01	USD	0.00
Socket outlet 24 V, 2 pieces		V510_1982_02	USD	-296.00
Power outlet				
NEMA power outlet, 120 V, speed independent, 1 piece		V512_1982_01	USD	7,933.00
Rotary beacon				
All-round beacon, 1 piece, paver without hardtop	Standard	V515_1982_03	USD	0.00
All-round beacons, 2 pieces, paver with hardtop		V515_1982_06	USD	759.00
Reverse beeper				
Reverse beeper, acoustic	Standard	V516_1982_01	USD	0.00
Material Transport				
Limiting plates for auger tunnel				
Power Tunnel	Standard	V313_1982_01	USD	0.00
Limiting Plate for Auger Tunnel, 3 ft. 3 in. (1 m)		V313_1982_02	USD	-5,156.00
Material transport				
Material transport; standard	Standard	V320_1982_01	USD	0.00
Push-rollers				
Push-rollers	Standard	V323_1982_01	USD	0.00
Truck Hitch		V323_1982_03	USD	9,051.00

Grade And Slope Control				
Automatic grade and slope control				
NIVELTRONIC Plus	Standard	V650_1982_03	USD	0.00
Slope Sensor				
Slope Sensor	Standard	V670_1982_01	USD	0.00
Bracket for grade sensor				
Bracket for grade sensor, 1 piece		V684_1982_01	USD	1,530.00
For attachment of a mechanical or sonic grade sensor.				
Bracket for grade sensor, 2 pieces		V684_1982_02	USD	3,073.00
Bracket for grade sensor at VF screed, 1 piece		V684_1982_03	USD	591.00
For attachment of a mechanical or sonic grade sensor.				
Bracket for grade sensor at VF screed, 2 pieces	V684_1982_04	USD	1,170.00	
Bracket, attachment of grade sensor to screed arm				
Mounting kit to attach the bracket for the grade sensor for VF screed to the screed arm, 1 piece		V686_1982_03	USD	90.00
Mounting kits to attach the bracket for the grade sensor for VF screed to the screed arm, 2 pieces		V686_1982_04	USD	167.00
Variable mechanical grade sensor				
Variable mechanical grade sensor (Dash 3), 1 unit		V680_1982_01	USD	4,256.00
Variable mechanical grade sensor (Dash 3), 2 units		V680_1982_02	USD	8,511.00
Ski 6 ft. 7 in.				
Ski 2m, 1 piece		V689_1982_01	USD	167.00
Ski 2m, 2 pieces		V689_1982_02	USD	347.00
Single-Cell Sonic Sensor				
Single-cell sonic sensor, 1 piece		V681_1982_01	USD	4,474.00
Single-cell sonic sensor, 2 pieces		V681_1982_02	USD	8,949.00
Multi-Cell Sonic Sensor (CAN/Analog)				
Multi-cell sonic sensor (Dash 3), 1 unit		V683_1982_01	USD	5,400.00
Multi-cell sonic sensor (Dash 3), 2 units		V683_1982_02	USD	10,800.00
Big MultiPlex Ski				
Big MultiPlex Ski, 1 piece		V688_1982_03	USD	28,479.00
Big MultiPlex Ski, 2 pieces		V688_1982_04	USD	56,957.00
Big MultiPlex Ski, electronic				
Big MultiPlex Ski, electronic		V687_1982_01	USD	16,547.00

Tractor Unit / Screed Interface				
Screed lock				
Screed lock, manual	Standard	V400_1982_01	USD	-1,273.00
Screed lock, hydraulic		V400_1982_02	USD	0.00
Screed Arm Guidance				
Standard Guide for Screed Arm	Standard	V405_1982_01	USD	0.00
Guide rollers for screed arm		V405_1982_02	USD	1,196.00
Screed Assist				
Screed Assist		V420_1982_01	USD	1,581.00
Combined with screed of other brand				
Interface Carlson screed		V437_1982_01	USD	3,471.00
ErgoPlus 3 screed remote controls				
ErgoPlus 3 screed remote controls		V438_1982_01	USD	1,157.00
Others				
Low-emissions package				
EcoPlus low-emissions package	Standard	V202_1982_05	USD	0.00
Washdown system				
Washdown system with tank and hose reel	Standard	V705_1982_02	USD	0.00
Tools				
Tools		V715_1982_01	USD	553.00
Packing				
Packing for transport by sea	Standard	V730_02	USD	0.00
Paint finish				
Paint finish, standard VÖGELE Green	Standard	V800_01	USD	0.00
Logo on material hopper				
Logo on material hopper, white	Standard	V818_01	USD	0.00
Grease filling, lubrication system				
Adapter for connecting grease gun		V720_1982_01	USD	579.00
Ventilation system				
Ventilation system, machine without hardtop	Standard	V907_1982_01	USD	0.00
Ventilation system, machine with hardtop		V907_1982_02	USD	0.00
Operating Manual				
Operating Instructions, American	Standard	V950_US	USD	0.00
Parts and More				
Parts & More, English	Standard	V956_EN	USD	0.00
Parts & More, French		V956_FR	USD	0.00
Maintenance kit				
Maintenance kit, 50 service hours		V734_1982_01	USD	296.00
Maintenance kit, 500 service hours		V734_1982_05	USD	386.00
Maintenance kit, 1,000 service hours		V734_1982_06	USD	720.00

<b>WITOS FleetView Telematics System</b>				
WITOS FleetView telematics system including 3-year operating period	Standard	V777_1982_03	USD	0.00
<p><i>WITOS FleetView Telematics System. Includes the WITOS TCU control unit and a hybrid antenna (Quadband-GSM, GPS). Includes maintenance fee for the first 3 years after machine goes into service for the first time. (Can be extended after expiry.)</i></p> <p><i>WIRTGEN GROUP Telematics and On-Site Solutions (WITOS) is the intelligent telematics system from the WIRTGEN GROUP for efficient fleet, service and process management worldwide.</i></p>				
<b>Screed Options</b>				
<b>Operating Instructions, Screed</b>				
Operating Instructions for Screed, American	Standard	V951_US	USD	0.00
<b>Measuring sensors, screed</b>				
Display of vibration speed		V120_19AB_02	USD	591.00
<b>Extending unit, right side</b>				
Extending unit without berm, right	Standard	V103_19AB_00	USD	0.00
Berne 305 mm (12"), RH		V103_19AB_01	USD	2,970.00
Berne 457 mm (18"), RH		V103_19AB_02	USD	3,857.00
Berne 610 mm (24"),RH		V103_19AB_03	USD	4,834.00
Extending unit without berm, right		V103_19AB_04	USD	0.00
<b>Extending unit, left side</b>				
Extending unit without berm, left	Standard	V104_19AB_00	USD	0.00
Berne 305 mm (12"), LH		V104_19AB_01	USD	2,970.00
Berne 457 mm (18"), LH		V104_19AB_02	USD	3,857.00
Berne 610 mm (24"), LH		V104_19AB_03	USD	4,834.00
Extending unit without berm, left		V104_19AB_04	USD	0.00
<b>Power supply; required for berm option</b>				
Power supply; required for berm option		V113_19AB_01	USD	1,736.00
<b>Heating rod for end gate ski</b>				
Heating rod for end gate ski		V131_19AB_01	USD	939.00
<b>System for Paving Width Reduction</b>				
Cut-off shoes, 6 in., 2 pieces		V141_19AB_01	USD	591.00
Cut-off shoes, 6 in., 4 pieces		V141_19AB_02	USD	1,029.00
Cut-off shoes, 6 in., 6 pieces		V141_19AB_03	USD	1,453.00
Cut-off shoes, 6 in., 8 pieces		V141_19AB_04	USD	1,877.00
<b>Angle of attack adjustment</b>				
Angle of attack adjustment, counterclockwise to increase mat thickness	Standard	V150_19AB_01	USD	0.00
Angle of attack adjustment, clockwise to increase mat thickness		V150_19AB_02	USD	0.00
Date: 3/5/2019				

## Price list

# SUPER 1703-3i (4f) / Carlson EZIV-08 Screed

### Scope of supply – basic machine

#### Drive Unit

- Liquid-cooled Cummins 4-cylinder diesel engine, QSB4.5-C173, 173 hp (129 kW) at 2,000rpm
- Engine complies with the applicable exhaust emission standards of the European Union (COM) 4 and USA (EPA, CARB) Tier 4f
- Electronic engine management

#### Undercarriage

- Hydrostatic traction drive (separate drives for powered wheels) with electronic traction control
- 2 powered rear wheels with tubeless tyres 14.00 R 25
- 4 front wheels of solid elastic rubber, 540/300-390, mounted on bogies
- Second steering axle, powered (6x4)
- Extremely small turning radius (11 ft. 5 in. (3.5 m) outside) thanks to "Pivot Steer"
- Service brake (multiple-disk brake, hydraulically pressurized) and hydraulically actuated parking brake

#### Material Feed, Conveyors and Augers

- Wide push-rollers, can be displaced forwards by 6 in. (150mm)
- 14.3 tons (13 tonnes) material hopper
- Hopper apron hydraulically operated
- 4 separate hydraulic drives for conveyors and augers
- Mechanical sensors for controlling the conveyors, conveyors can briefly be reversed
- Sonic sensors for controlling the augers
- Augers hydraulically adjustable in height, complete with limiting plates for the auger tunnel and bracing
- Manual auger override
- Automatic filling function for the auger tunnel during breaks in paving
- 3 left hand and 3 right hand 1 ft. (30.5 cm) stackable augers for a total of 6 ft. of augers

#### Electrical System

- On-board voltage 24V

#### Screed Heating

- Three-phase AC generator, air-cooled with electronic generator management
- Screed is also heated when diesel engine is running at idle
- Screed heating with electronic temperature control

#### Operator's Platform

- 2 Luxury operator's seats including seat heating, with side paneling and armrests, can be pivoted outwards
- Operator's seats and console can be easily and conveniently adjusted for ergonomic working
- Modular ErgoPlus 3 paver operator's console; large high-contrast colour display ensures easy operation and monitoring of paver functions
- 2 ErgoPlus 3 screed consoles for the right and left-hand screed sides, with colour display for setting up and monitoring paver and screed functions

#### Miscellaneous

- Centralized lubrication system for tractor unit
- Machine documentation
- Crown is set hydraulically

**Total price of basic configuration**
**USD 428,937.00**

Basic Configuration				
Country of operation				
Country of operation United States	Standard	VE LAND_US	USD	0.00
Operator's Stand				
Operator's stand				
Operator's stand without hardtop	Standard	V600_1283_04	USD	0.00
Hardtop in VÖGELE design		V600_1283_05	USD	10,054.00
Logo on hardtop				
VÖGELE logo, standard		V603_01	USD	0.00
Rear-view mirrors				
Rearview mirror, 2 pieces, paver without hardtop		V606_1283_05	USD	990.00
Rearview mirror, 2 pieces, paver with hardtop		V606_1283_06	USD	990.00
Comfort functions				
Basic Package, without AutoSet	Standard	V212_1283_01	USD	0.00
Electrical System				
Working lights				
Working lights, halogen	Standard	V505_1283_01	USD	-3,279.00
Working lights, LED		V505_1283_03	USD	0.00
Extra working light				
Working light for auger tunnel, 2 pieces	Standard	V506_1283_02	USD	0.00
Sockets				
Socket outlet 12 V, 2 pieces	Standard	V510_1283_01	USD	0.00
Socket outlet 24 V, 2 pieces		V510_1283_02	USD	-296.00
Power outlet				
NEMA power outlet, 120 V, speed independent, 1 piece		V512_1283_01	USD	7,933.00
Rotary beacons				
All-round beacon, 1 piece, paver without hardtop	Standard	V515_1283_03	USD	0.00
All-round beacons, 2 pieces, paver with hardtop		V515_1283_06	USD	759.00
Reverse beeper				
Reverse beeper, acoustic	Standard	V516_1283_01	USD	0.00
Material Transport				
Limiting plates for auger tunnel				
Power Tunnel		V313_1283_01	USD	6,300.00
Limiting Plate for Auger Tunnel, 3 ft. 3 in. (1 m)		V313_1283_02	USD	1,144.00
Material transport				
Material transport; standard	Standard	V320_1283_01	USD	0.00
Push-rollers				
Push-rollers	Standard	V323_1283_01	USD	0.00
Truck Hitch		V323_1283_03	USD	9,064.00
Grade And Slope Control				
Automatic grade and slope control				
NIVELTRONIC Plus	Standard	V650_1283_03	USD	0.00
Slope Sensor				
Slope Sensor	Standard	V670_1283_01	USD	0.00

<b>Bracket for grade sensor</b>				
Bracket for grade sensor, 1 piece		V684_1283_01	USD	1,530.00
<i>For attachment of a mechanical or sonic grade sensor.</i>				
Bracket for grade sensor, 2 pieces		V684_1283_02	USD	3,073.00
Bracket for grade sensor at VF screed, 1 piece		V684_1283_03	USD	591.00
<i>For attachment of a mechanical or sonic grade sensor.</i>				
Bracket for grade sensor at VF screed, 2 pieces		V684_1283_04	USD	1,170.00
<b>Bracket, attachment of grade sensor to screed arm</b>				
Bracket, Attachment of Grade Sensor to Screed Arm, 1 piece		V686_1283_01	USD	553.00
Brackets, Attachment of Grade Sensor to Screed Arm, 2 pieces		V686_1283_02	USD	1,093.00
Mounting kit to attach the bracket for the grade sensor for VF screed to the screed arm, 1 piece		V686_1283_03	USD	90.00
Mounting kits to attach the bracket for the grade sensor for VF screed to the screed arm, 2 pieces		V686_1283_04	USD	167.00
<b>Variable mechanical grade sensor</b>				
Variable mechanical grade sensor (Dash 3), 1 unit		V680_1283_01	USD	4,256.00
Variable mechanical grade sensor (Dash 3), 2 units		V680_1283_02	USD	8,511.00
<b>Ski 6 ft. 7 in.</b>				
Ski 2m, 1 piece		V689_1283_01	USD	167.00
Ski 2m, 2 pieces		V689_1283_02	USD	347.00
<b>Single-Cell Sonic Sensor</b>				
Single-cell sonic sensor, 1 piece		V681_1283_01	USD	4,474.00
Single-cell sonic sensor, 2 pieces		V681_1283_02	USD	8,949.00
<b>Multi-Cell Sonic Sensor (CAN/Analog)</b>				
Multi-cell sonic sensor (Dash 3), 1 unit		V683_1283_01	USD	5,400.00
Multi-cell sonic sensor (Dash 3), 2 units		V683_1283_02	USD	10,800.00
<b>Big MultiPlex Ski</b>				
Big MultiPlex Ski, 1 piece		V688_1283_03	USD	28,479.00
Big MultiPlex Ski, 2 pieces		V688_1283_04	USD	56,957.00
<b>Big MultiPlex Ski, electronic</b>				
Big MultiPlex Ski, electronic		V687_1283_01	USD	16,547.00
<b>Tractor Unit / Screed Interface</b>				
<b>Screed lock</b>				
Screed lock, manual		V400_1283_01	USD	-1,273.00
Screed lock, hydraulic	Standard	V400_1283_02	USD	0.00



Screed Arm Guidance				
Standard Guide for Screed Arm	Standard	V405_1283_01	USD	0.00
Guide rollers for screed arm		V405_1283_02	USD	1,196.00
Screed Assist				
Screed Assist	Standard	V420_1283_01	USD	0.00
Combined with screed of other brand				
Interface Carlson screed		V437_1283_01	USD	3,471.00
ErgoPlus 3 screed remote controls				
ErgoPlus 3 screed remote controls		V438_1283_01	USD	1,157.00
Others				
Low-emissions package				
EcoPlus low-emissions package	Standard	V202_1283_05	USD	0.00
Traction drive				
Traction drive (6x4)	Standard	V215_1283_02	USD	0.00
Traction drive (6x6)		V215_1283_03	USD	9,964.00
Washdown system				
Washdown system with tank and hose reel	Standard	V705_1283_02	USD	0.00
Tools				
Tools		V715_1283_01	USD	553.00
Packing				
Packing for transport by sea	Standard	V730_02	USD	0.00
Paint finish				
Paint finish, standard VÖGELE Green	Standard	V800_01	USD	0.00
Logo on material hopper				
Logo on material hopper, white	Standard	V818_01	USD	0.00
Grease filling, lubrication system				
Adapter for connecting grease gun		V720_1283_01	USD	579.00
Ventilation system				
Ventilation system, machine without hardtop	Standard	V907_1283_01	USD	0.00
Ventilation system, machine with hardtop		V907_1283_02	USD	0.00
Operating Manual				
Operating Instructions, American	Standard	V950_US	USD	0.00
Parts and More				
Parts & More, English	Standard	V956_EN	USD	0.00
Parts & More, French		V956_FR	USD	0.00
Maintenance kit				
Maintenance kit, 50 service hours		V734_1283_01	USD	296.00
Maintenance kit, 500 service hours		V734_1283_05	USD	386.00
Maintenance kit, 1,000 service hours		V734_1283_06	USD	720.00
WITOS FleetView Telematics System				
WITOS FleetView telematics system including 3-year operating period	Standard	V777_1283_03	USD	0.00
WITOS FleetView Telematics System. Includes the WITOS TCU control unit and a hybrid antenna (Quadband-GSM, GPS). Includes maintenance fee for the first 3 years after machine goes into service for the first time. (Can be extended after expiry.)				
WIRTGEN GROUP Telematics and On-Site Solutions (WITOS) is the intelligent telematics system from the WIRTGEN GROUP for efficient fleet, service and process management worldwide.				

Screed Options				
Operating Instructions, Screed				
Operating Instructions for Screed, American	Standard	V951_US	USD	0.00
Extending unit, right side				
Extending unit without berm, right	Standard	V103_EZ04_00	USD	0.00
Berne 305 mm (12"), RH		V103_EZ04_01	USD	4,667.00
Berne 457 mm (18"), RH		V103_EZ04_02	USD	4,667.00
Berne 610 mm (24"),RH		V103_EZ04_03	USD	4,667.00
Extending unit, left side				
Extending unit without berm, left	Standard	V104_EZ04_00	USD	0.00
Berne 305 mm (12"), LH		V104_EZ04_01	USD	4,667.00
Berne 457 mm (18"), LH		V104_EZ04_02	USD	4,667.00
Berne 610 mm (24"), LH		V104_EZ04_03	USD	4,667.00
Screed with berm				
Screed with berm		V108_EZ04_01	USD	463.00
Bolt-On Extension, Right-Hand Side, 30.5cm		V101_EZ04_12R	USD	2,147.00
Bolt-On Extension, Right-Hand Side, 45.7cm		V101_EZ04_18R	USD	2,147.00
Bolt-On Extension, Right-Hand Side, 61cm		V101_EZ04_24R	USD	2,147.00
Bolt-On Extension, Left-Hand Side, 30.5cm		V101_EZ04_12L	USD	2,147.00
Bolt-On Extension, Left-Hand Side, 45.7cm		V101_EZ04_18L	USD	2,147.00
Bolt-On Extension, Left-Hand Side, 61cm		V101_EZ04_24L	USD	2,147.00
Y-Cable for Coupling Bolt-On Extensions		V102_EZ04	USD	0.00
Wide Width Support Kit				
Wide Width Support Kit		V142_EZ04_01	USD	0.00
Heating rod for end gate ski				
Heating rod for end gate ski		V131_EZ04_01	USD	1,183.00
System for Paving Width Reduction				
Cut-Off Shoes, Left-Hand Side		V140_EZ04_01	USD	373.00
Cut-Off Shoes, Right-Hand Side		V140_EZ04_02	USD	373.00
Cut-Off Shoes, Neutral		V141_EZ04	USD	373.00
Thickness Control Screws				
Angle of attack adjustment, counterclockwise to increase mat thickness	Standard	V150_EZ04_01	USD	0.00
Angle of attack adjustment, clockwise to increase mat thickness		V150_EZ04_02	USD	0.00
Date: 3/5/2019				

**Price list****SUPER 1703-3i (4f) / VF 500-2 V Extending  
Screed****Scope of supply – basic machine****Drive Unit**

- Liquid-cooled Cummins 4-cylinder diesel engine, QSB4.5-C173, 173 hp (129 kW) at 2,000rpm
- Engine complies with the applicable exhaust emission standards of the European Union (COM) 4 and USA (EPA, CARB) Tier 4f
- Electronic engine management

**Undercarriage**

- Hydrostatic traction drive (separate drives for powered wheels) with electronic traction control
- 2 powered rear wheels with tubeless tyres 14.00 R 25
- 4 front wheels of solid elastic rubber, 540/300-390, mounted on bogies
- Second steering axle, powered (6x4)
- Extremely small turning radius (11 ft. 5 in. (3.5 m) outside) thanks to "Pivot Steer"
- Service brake (multiple-disk brake, hydraulically pressurized) and hydraulically actuated parking brake

**Material Feed, Conveyors and Augers**

- Wide push-rollers, can be displaced forwards by 6 in. (150mm)
- 14.3 tons (13 tonnes) material hopper
- Hopper apron hydraulically operated
- 4 separate hydraulic drives for conveyors and augers
- Mechanical sensors for controlling the conveyors, conveyors can briefly be reversed
- Sonic sensors for controlling the augers
- Augers hydraulically adjustable in height, complete with limiting plates for the auger tunnel and bracing
- Manual auger override
- Automatic filling function for the auger tunnel during breaks in paving
- 3 left hand and 3 right hand 1 ft. (30.5 cm) stackable augers for a total of 6 ft. of augers

**Electrical System**

- On-board voltage 24V

**Screed Heating**

- Three-phase AC generator, air-cooled with electronic generator management
- Screed is also heated when diesel engine is running at idle
- Screed heating with electronic temperature control

**Operator's Platform**

- 2 Luxury operator's seats including seat heating, with side paneling and armrests, can be pivoted outwards
- Operator's seats and console can be easily and conveniently adjusted for ergonomic working
- Modular ErgoPlus 3 paver operator's console; large high-contrast colour display ensures easy operation and monitoring of paver functions
- 2 ErgoPlus 3 screed consoles for the right and left-hand screed sides, with colour display for setting up and monitoring paver and screed functions

**Miscellaneous**

- Centralized lubrication system for tractor unit
- Machine documentation
- Crown is set hydraulically

Total price of basic configuration				
Bolt-on extension	Pave width	Generator	Price	
SUPER 1703-3i (4f) / VF 500-2 V Extending Screed				
Without bolt-on extensions	4.750	Generator, standard power output	USD	428,183.00
Bolt-on extensions, 2 x 1 ft.	5.350	Generator, standard power output	USD	435,977.00
Bolt-on extensions, 2 x 2 ft.	5.950	Generator, standard power output	USD	442,263.00
Basic Configuration				
Country of operation				
Country of operation United States	Standard	VE_LAND_US	USD	0.00
Operator's Stand				
Operator's stand				
Operator's stand without hardtop	Standard	V600_1283_04	USD	0.00
Hardtop in VÖGELE design		V600_1283_05	USD	10,054.00
Logo on hardtop				
VÖGELE logo, standard		V603_01	USD	0.00
Rear-view mirrors				
Rearview mirror, 2 pieces, paver without hardtop		V606_1283_05	USD	990.00
Rearview mirror, 2 pieces, paver with hardtop		V606_1283_06	USD	990.00
Comfort functions				
Basic Package, without AutoSet	Standard	V212_1283_01	USD	0.00
Electrical System				
Working lights				
Working lights, halogen	Standard	V505_1283_01	USD	-3,279.00
Working lights, LED		V505_1283_03	USD	0.00
Extra working light				
Working light for auger tunnel, 2 pieces	Standard	V506_1283_02	USD	0.00
Sockets				
Socket outlet 12 V, 2 pieces	Standard	V510_1283_01	USD	0.00
Socket outlet 24 V, 2 pieces		V510_1283_02	USD	-296.00
Power outlet				
NEMA power outlet, 120 V, speed independent, 1 piece		V512_1283_01	USD	7,933.00
Rotary beacons				
All-round beacon, 1 piece, paver without hardtop	Standard	V515_1283_03	USD	0.00
All-round beacons, 2 pieces, paver with hardtop		V515_1283_06	USD	759.00
Reverse beeper				
Reverse beeper, acoustic	Standard	V516_1283_01	USD	0.00

Material Transport				
Limiting plates for auger tunnel				
Power Tunnel		V313_1283_01	USD	6,300.00
Limiting Plate for Auger Tunnel, 3 ft. 3 in. (1 m)		V313_1283_02	USD	1,144.00
Material transport				
Material transport; standard	Standard	V320_1283_01	USD	0.00
Push-rollers				
Push-rollers	Standard	V323_1283_01	USD	0.00
Truck Hitch		V323_1283_03	USD	9,064.00
Grade And Slope Control				
Automatic grade and slope control				
NIVELTRONIC Plus	Standard	V650_1283_03	USD	0.00
Slope Sensor				
Slope Sensor	Standard	V670_1283_01	USD	0.00
Bracket for grade sensor				
Bracket for grade sensor, 1 piece		V684_1283_01	USD	1,530.00
For attachment of a mechanical or sonic grade sensor.				
Bracket for grade sensor, 2 pieces		V684_1283_02	USD	3,073.00
Bracket for grade sensor at VF screed, 1 piece		V684_1283_03	USD	591.00
For attachment of a mechanical or sonic grade sensor.				
Bracket for grade sensor at VF screed, 2 pieces	V684_1283_04	USD	1,170.00	
Bracket, attachment of grade sensor to screed arm				
Mounting kit to attach the bracket for the grade sensor for VF screed to the screed arm, 1 piece		V686_1283_03	USD	90.00
Mounting kits to attach the bracket for the grade sensor for VF screed to the screed arm, 2 pieces		V686_1283_04	USD	167.00
Variable mechanical grade sensor				
Variable mechanical grade sensor (Dash 3), 1 unit		V680_1283_01	USD	4,256.00
Variable mechanical grade sensor (Dash 3), 2 units		V680_1283_02	USD	8,511.00
Ski 6 ft. 7 in.				
Ski 2m, 1 piece		V689_1283_01	USD	167.00
Ski 2m, 2 pieces		V689_1283_02	USD	347.00
Single-Cell Sonic Sensor				
Single-cell sonic sensor, 1 piece		V681_1283_01	USD	4,474.00
Single-cell sonic sensor, 2 pieces		V681_1283_02	USD	8,949.00
Multi-Cell Sonic Sensor (CAN/Analog)				
Multi-cell sonic sensor (Dash 3), 1 unit		V683_1283_01	USD	5,400.00
Multi-cell sonic sensor (Dash 3), 2 units		V683_1283_02	USD	10,800.00

<b>Big MultiPlex Ski</b>				
Big MultiPlex Ski, 1 piece		V688_1283_03	USD	28,479.00
Big MultiPlex Ski, 2 pieces		V688_1283_04	USD	56,957.00
<b>Big MultiPlex Ski, electronic</b>				
Big MultiPlex Ski, electronic		V687_1283_01	USD	16,547.00
<b>Tractor Unit / Screed Interface</b>				
<b>Screed lock</b>				
Screed lock, manual		V400_1283_01	USD	-1,273.00
Screed lock, hydraulic	Standard	V400_1283_02	USD	0.00
<b>Screed Arm Guidance</b>				
Standard Guide for Screed Arm	Standard	V405_1283_01	USD	0.00
Guide rollers for screed arm		V405_1283_02	USD	1,196.00
<b>Screed Assist</b>				
Screed Assist	Standard	V420_1283_01	USD	0.00
<b>ErgoPlus 3 screed remote controls</b>				
ErgoPlus 3 screed remote controls		V438_1283_01	USD	1,157.00
<b>Others</b>				
<b>Low-emissions package</b>				
EcoPlus low-emissions package	Standard	V202_1283_05	USD	0.00
<b>Traction drive</b>				
Traction drive (6x4)	Standard	V215_1283_02	USD	0.00
Traction drive (6x6)		V215_1283_03	USD	9,964.00
<b>Washdown system</b>				
Washdown system with tank and hose reel	Standard	V705_1283_02	USD	0.00
<b>Tools</b>				
Tools		V715_1283_01	USD	553.00
<b>Packing</b>				
Packing for transport by sea	Standard	V730_02	USD	0.00
<b>Paint finish</b>				
Paint finish, standard VÖGELE Green	Standard	V800_01	USD	0.00
<b>Logo on material hopper</b>				
Logo on material hopper, white	Standard	V818_01	USD	0.00
<b>Grease filling, lubrication system</b>				
Adapter for connecting grease gun		V720_1283_01	USD	579.00
<b>Ventilation system</b>				
Ventilation system, machine without hardtop	Standard	V907_1283_01	USD	0.00
Ventilation system, machine with hardtop		V907_1283_02	USD	0.00
<b>Operating Manual</b>				
Operating Instructions, American	Standard	V950_US	USD	0.00
<b>Parts and More</b>				
Parts & More, English	Standard	V956_EN	USD	0.00
Parts & More, French		V956_FR	USD	0.00

<b>Maintenance kit</b>				
Maintenance kit, 50 service hours		<b>V734_1283_01</b>	<b>USD</b>	<b>296.00</b>
Maintenance kit, 500 service hours		<b>V734_1283_05</b>	<b>USD</b>	<b>386.00</b>
Maintenance kit, 1,000 service hours		<b>V734_1283_06</b>	<b>USD</b>	<b>720.00</b>
<b>WITOS FleetView Telematics System</b>				
WITOS FleetView telematics system including 3-year operating period	<b>Standard</b>	<b>V777_1283_03</b>	<b>USD</b>	<b>0.00</b>
<p><i>WITOS FleetView Telematics System. Includes the WITOS TCU control unit and a hybrid antenna (Quadband-GSM, GPS). Includes maintenance fee for the first 3 years after machine goes into service for the first time. (Can be extended after expiry.)</i></p> <p><i>WIRTGEN GROUP Telematics and On-Site Solutions (WITOS) is the intelligent telematics system from the WIRTGEN GROUP for efficient fleet, service and process management worldwide.</i></p>				
<b>Screed Options</b>				
<b>Operating Instructions, Screed</b>				
Operating Instructions for Screed, American	<b>Standard</b>	<b>V951_US</b>	<b>USD</b>	<b>0.00</b>
Operating Instructions for Screed, German		<b>V951_DE</b>	<b>USD</b>	<b>0.00</b>
Operating Instructions for Screed, English		<b>V951_EN</b>	<b>USD</b>	<b>0.00</b>
<b>Measuring sensors, screed</b>				
Display of vibration speed		<b>V120_19AB_02</b>	<b>USD</b>	<b>591.00</b>
<b>Extending unit, right side</b>				
Extending unit without berm, right	<b>Standard</b>	<b>V103_19AB_00</b>	<b>USD</b>	<b>0.00</b>
Berne 305 mm (12"), RH		<b>V103_19AB_01</b>	<b>USD</b>	<b>2,970.00</b>
Berne 457 mm (18"), RH		<b>V103_19AB_02</b>	<b>USD</b>	<b>3,857.00</b>
Berne 610 mm (24"),RH		<b>V103_19AB_03</b>	<b>USD</b>	<b>4,834.00</b>
Extending unit without berm, right		<b>V103_19AB_04</b>	<b>USD</b>	<b>0.00</b>
<b>Extending unit, left side</b>				
Extending unit without berm, left	<b>Standard</b>	<b>V104_19AB_00</b>	<b>USD</b>	<b>0.00</b>
Berne 305 mm (12"), LH		<b>V104_19AB_01</b>	<b>USD</b>	<b>2,970.00</b>
Berne 457 mm (18"), LH		<b>V104_19AB_02</b>	<b>USD</b>	<b>3,857.00</b>
Berne 610 mm (24"), LH		<b>V104_19AB_03</b>	<b>USD</b>	<b>4,834.00</b>
Extending unit without berm, left		<b>V104_19AB_04</b>	<b>USD</b>	<b>0.00</b>
<b>Power supply; required for berm option</b>				
Power supply; required for berm option		<b>V113_19AB_01</b>	<b>USD</b>	<b>1,736.00</b>
<b>Heating rod for end gate ski</b>				
Heating rod for end gate ski		<b>V131_19AB_01</b>	<b>USD</b>	<b>939.00</b>
<b>System for Paving Width Reduction</b>				

Cut-off shoes, 6 in., 2 pieces		<b>V141_19AB_01</b>	<b>USD</b>	<b>591.00</b>
Cut-off shoes, 6 in., 4 pieces		<b>V141_19AB_02</b>	<b>USD</b>	<b>1,029.00</b>
Cut-off shoes, 6 in., 6 pieces		<b>V141_19AB_03</b>	<b>USD</b>	<b>1,453.00</b>
Cut-off shoes, 6 in., 8 pieces		<b>V141_19AB_04</b>	<b>USD</b>	<b>1,877.00</b>
<b>Angle of attack adjustment</b>				
Angle of attack adjustment, counterclockwise to increase mat thickness	<b>Standard</b>	<b>V150_19AB_01</b>	<b>USD</b>	<b>0.00</b>
Angle of attack adjustment, clockwise to increase mat thickness		<b>V150_19AB_02</b>	<b>USD</b>	<b>0.00</b>
Date: 3/5/2019				



## Price list

# SUPER 2000-3i (4f) / Carlson EZIV-10 Screed

### Scope of supply – basic machine

#### Drive Unit

- Liquid-cooled Cummins 6-cylinder diesel engine, QSB6.7-C250, 250 hp (186kW) at 2,000rpm
- Engine complies with the applicable exhaust emission standards of the European Union (COM) 4 and USA (EPA) Tier 4f
- Electronic engine management

#### Undercarriage

- Hydrostatic traction drive
- Continuous rubber tracks, ground contact 9 ft. 10 in. x 1 ft. 6 in. (2,994 x 457 mm)
- Low-maintenance multiple-disk brakes, lock on automatically without oil pressure

#### Material Feed, Conveyors and Augers

- Wide push-rollers, oscillating, can be displaced forwards by 3 in. (75 mm) or 6 in. (150 mm)
- 16.5 tons (15 tonnes) material hopper
- Hopper apron hydraulically operated
- 4 separate hydraulic drives for conveyors and augers
- Mechanical sensors for controlling the conveyors, conveyors can briefly be reversed
- Sonic sensors for controlling the augers
- Augers reversible and hydraulically adjustable in height, complete with limiting plates for auger tunnel and bracing
- Manual auger override
- Automatic filling function for the auger tunnel during breaks in paving
- 3 left hand and 3 right hand 1 ft. (30.5 cm) stackable augers for a total of 6 ft. of augers

#### Electrical System

- On-board voltage 24V

#### Screed Heating

- Three-phase AC generator, oil-cooled with electronic generator management
- Screed is also heated when diesel engine is running at idle
- Screed heating with electronic temperature control

#### Operator's Platform

- 2 comfortable heated operator's seats, can be pivoted outwards
- Operator's seats and console can be easily and conveniently adjusted for ergonomic working
- Modular ErgoPlus paver operator's console; large high-contrast colour display ensures easy operation and monitoring of paver functions
- 2 ErgoPlus screed consoles for the right and left-hand screed sides, with colour display for setting up and monitoring paver and screed functions

#### Miscellaneous

- Centralized lubrication system for tractor unit with electronic level indication on the display
- Machine documentation
- Crown is set hydraulically

**Total price of basic configuration**
**USD 538,457.00**

Basic Configuration				
Country of operation				
Country of operation United States	Standard	VE LAND_US	USD	0.00
Operator's Stand				
Operator's stand				
Operator's stand without hardtop	Standard	V600_1174_00	USD	0.00
Hardtop with sunshades, VÖGELE design		V600_1174_01	USD	10,890.00
Logo on hardtop				
VÖGELE logo, standard		V603_01	USD	0.00
Rear-view mirrors				
Rearview mirror, 2 pieces, paver without hardtop		V606_1174_01	USD	990.00
Rearview mirror, 2 pieces, paver with hardtop		V606_1174_02	USD	990.00
Electrical System				
Working lights				
Working lights, halogen	Standard	V505_1174_01	USD	-3,279.00
Working lights, LED		V505_1174_03	USD	0.00
Extra working light				
Working Light for Auger Tunnel, 1 piece	Standard	V506_1174_01	USD	-180.00
Working light for auger tunnel, 2 pieces		V506_1174_02	USD	0.00
Power outlet				
Socket outlet 12 V, 2 pieces	Standard	V510_1174_02	USD	0.00
Socket outlet 24 V, 2 pieces		V510_1174_03	USD	-296.00
Power outlet				
NEMA power outlet, 120 V, speed independent, 1 piece		V512_1174_01	USD	7,933.00
Rotary beacon				
All-round beacon, 1 piece, paver without hardtop	Standard	V515_1174_01	USD	0.00
All-round beacons, 2 pieces, paver with hardtop		V515_1174_02	USD	759.00
Reverse beeper				
Reverse beeper, acoustic	Standard	V516_1174_01	USD	0.00
Material Transport				
Power Tunnel				
Power Tunnel	Standard	V313_1174_01	USD	0.00
Material transport				
Material transport; standard	Standard	V320_1174_01	USD	0.00
Auger extension				
Set of auger extensions, 15 ft. 11 in. (4.6m)		V316_1174_01	USD	8,061.00
Push-rollers				
Push-rollers	Standard	V323_1174_01	USD	0.00
Truck Hitch		V323_1174_03	USD	7,277.00

Grade And Slope Control				
Automatic grade and slope control				
NIVELTRONIC Plus	Standard	V650_1174_01	USD	0.00
Slope Sensor				
Slope Sensor	Standard	V670_1174_01	USD	0.00
Bracket for grade sensor				
Bracket for grade sensor, 1 piece		V684_1174_01	USD	1,530.00
<i>For attachment of a mechanical or sonic grade sensor.</i>				
Bracket for grade sensor, 2 pieces		V684_1174_02	USD	3,073.00
Bracket for grade sensor at VF screed, 1 piece		V684_1174_03	USD	591.00
<i>For attachment of a mechanical or sonic grade sensor.</i>				
Bracket for grade sensor at VF screed, 2 pieces		V684_1174_04	USD	1,170.00
Bracket, attachment of grade sensor to screed arm				
Bracket, Attachment of Grade Sensor to Screed Arm, 1 piece		V686_1174_01	USD	553.00
Brackets, Attachment of Grade Sensor to Screed Arm, 2 pieces		V686_1174_02	USD	1,093.00
Mounting kit to attach the bracket for the grade sensor for VF screed to the screed arm, 1 piece		V686_1174_03	USD	90.00
Mounting kits to attach the bracket for the grade sensor for VF screed to the screed arm, 2 pieces		V686_1174_04	USD	167.00
Variable mechanical grade sensor				
Variable mechanical grade sensor (Dash 3), 1 unit		V680_1174_01	USD	4,256.00
Variable mechanical grade sensor (Dash 3), 2 units		V680_1174_02	USD	8,511.00
Ski 6 ft. 7 in.				
Ski 2m, 1 piece		V689_1174_01	USD	167.00
Ski 2m, 2 pieces		V689_1174_02	USD	347.00
Single-Cell Sonic Sensor				
Single-cell sonic sensor, 1 piece		V681_1174_03	USD	4,474.00
Single-cell sonic sensor, 2 pieces		V681_1174_04	USD	8,949.00
Multi-Cell Sonic Sensor (CAN/Analog)				
Multi-cell sonic sensor (Dash 3), 1 unit		V683_1174_03	USD	5,400.00
Multi-cell sonic sensor (Dash 3), 2 units		V683_1174_04	USD	10,800.00
Big MultiPlex Ski				
Big MultiPlex Ski, 1 piece		V688_1174_03	USD	28,479.00
Big MultiPlex Ski, 2 pieces		V688_1174_04	USD	56,957.00
Big MultiPlex Ski, electronic				
Big MultiPlex Ski, electronic		V687_1174_01	USD	16,547.00

Tractor Unit / Screed Interface				
Screed lock				
Screed lock, manual	Standard	V400_1174_01	USD	-1,273.00
Screed lock, hydraulic		V400_1174_02	USD	0.00
Screed Arm Guidance				
Standard Guide for Screed Arm	Standard	V405_1174_01	USD	0.00
Guide rollers for screed arm		V405_1174_02	USD	1,221.00
Screed Assist				
Screed Assist		V420_1174_01	USD	1,594.00
Combined with screed of other brand				
Interface Carlson screed		V437_1174_01	USD	3,150.00
ErgoPlus 3 screed remote controls				
ErgoPlus 3 screed remote controls		V438_1174_01	USD	1,157.00
Others				
Low-emissions package				
EcoPlus low-emissions package	Standard	V202_1174_03	USD	0.00
Hydraulic oil				
Hydraulic system filled with mineral oil	Standard	V700_01	USD	0.00
Washdown system				
Washdown system with tank and hose reel	Standard	V705_1174_01	USD	0.00
Tools				
Tools		V715_1174_01	USD	553.00
Warning labels				
Warning labels, USA	Standard	V725_1174_02	USD	0.00
Packing				
Packing for transport by sea	Standard	V730_02	USD	0.00
Paint finish				
Paint finish, standard VÖGELE Green	Standard	V800_01	USD	0.00
Logo on material hopper				
Logo on material hopper, white	Standard	V818_01	USD	0.00
Grease filling, lubrication system				
Adapter for connecting grease gun		V720_1174_01	USD	823.00
Ventilation system				
Ventilation system	Standard	V907_01	USD	0.00
Operating Manual				
Operating Instructions, American	Standard	V950_US	USD	0.00
Operating Instructions, English	Standard	V950_EN	USD	0.00
Parts and More				
Parts & More, English	Standard	V956_EN	USD	0.00
Parts & More, French		V956_FR	USD	0.00

<b>Maintenance kit</b>				
Maintenance kit, 50 service hours		<b>V734_1174_01</b>	<b>USD</b>	<b>296.00</b>
Maintenance kit, 500 service hours		<b>V734_1174_05</b>	<b>USD</b>	<b>386.00</b>
Maintenance kit, 1,000 service hours		<b>V734_1174_06</b>	<b>USD</b>	<b>707.00</b>
<b>WITOS FleetView Telematics System</b>				
WITOS FleetView telematics system including 3-year operating period		<b>V777_1174_01</b>	<b>USD</b>	<b>0.00</b>
<p><i>WITOS FleetView Telematics System. Includes the WITOS TCU control unit and a hybrid antenna (Quadband-GSM, GPS). Includes maintenance fee for the first 3 years after machine goes into service for the first time. (Can be extended after expiry.)</i></p> <p><i>WIRTGEN GROUP Telematics and On-Site Solutions (WITOS) is the intelligent telematics system from the WIRTGEN GROUP for efficient fleet, service and process management worldwide.</i></p>				
<b>Screed Options</b>				
<b>Operating Instructions, Screed</b>				
Operating Instructions for Screed, American	<b>Standard</b>	<b>V951_US</b>	<b>USD</b>	<b>0.00</b>
<b>Extending unit, right side</b>				
Extending unit without berm, right	<b>Standard</b>	<b>V103_EZ04_00</b>	<b>USD</b>	<b>0.00</b>
Berne 305 mm (12"), RH		<b>V103_EZ04_01</b>	<b>USD</b>	<b>4,667.00</b>
Berne 457 mm (18"), RH		<b>V103_EZ04_02</b>	<b>USD</b>	<b>4,667.00</b>
Berne 610 mm (24"),RH		<b>V103_EZ04_03</b>	<b>USD</b>	<b>4,667.00</b>
<b>Extending unit, left side</b>				
Extending unit without berm, left	<b>Standard</b>	<b>V104_EZ04_00</b>	<b>USD</b>	<b>0.00</b>
Berne 305 mm (12"), LH		<b>V104_EZ04_01</b>	<b>USD</b>	<b>4,667.00</b>
Berne 457 mm (18"), LH		<b>V104_EZ04_02</b>	<b>USD</b>	<b>4,667.00</b>
Berne 610 mm (24"), LH		<b>V104_EZ04_03</b>	<b>USD</b>	<b>4,667.00</b>
<b>Screed with berm</b>				
Screed with berm		<b>V108_EZ04_01</b>	<b>USD</b>	<b>463.00</b>
Bolt-On Extension, Left-Hand Side, 30.5cm		<b>V101_EZ04_12L</b>	<b>USD</b>	<b>2,147.00</b>
Bolt-On Extension, Left-Hand Side, 45.7cm		<b>V101_EZ04_18L</b>	<b>USD</b>	<b>2,147.00</b>
Bolt-On Extension, Left-Hand Side, 61cm		<b>V101_EZ04_24L</b>	<b>USD</b>	<b>2,147.00</b>
Bolt-On Extension, Right-Hand Side, 30.5cm		<b>V101_EZ04_12R</b>	<b>USD</b>	<b>2,147.00</b>
Bolt-On Extension, Right-Hand Side, 45.7cm		<b>V101_EZ04_18R</b>	<b>USD</b>	<b>2,147.00</b>
Bolt-On Extension, Right-Hand Side, 61cm		<b>V101_EZ04_24R</b>	<b>USD</b>	<b>2,147.00</b>
Y-Cable for Coupling Bolt-On Extensions		<b>V102_EZ04</b>	<b>USD</b>	<b>0.00</b>

Wide Width Support Kit				
Wide Width Support Kit		V142_EZ04_01	USD	0.00
Heating rod for end gate ski				
Heating rod for end gate ski		V131_EZ04_01	USD	1,183.00
System for Paving Width Reduction				
Cut-Off Shoes, Left-Hand Side		V140_EZ04_01	USD	373.00
Cut-Off Shoes, Right-Hand Side		V140_EZ04_02	USD	373.00
Cut-Off Shoes, Neutral		V141_EZ04	USD	373.00
Thickness Control Screws				
Angle of attack adjustment, counterclockwise to increase mat thickness	Standard	V150_EZ04_01	USD	0.00
Angle of attack adjustment, clockwise to increase mat thickness		V150_EZ04_02	USD	0.00
Date: 3/5/2019				

## Price list

# SUPER 2000-3i (4f) / VF 600-2 V Extending Screed

### Scope of supply – basic machine

#### Drive Unit

- Liquid-cooled Cummins 6-cylinder diesel engine, QSB6.7-C250, 250 hp (186kW) at 2,000rpm
- Engine complies with the applicable exhaust emission standards of the European Union (COM) 4 and USA (EPA) Tier 4f
- Electronic engine management

#### Undercarriage

- Hydrostatic traction drive
- Continuous rubber tracks, ground contact 9 ft. 10 in. x 1 ft. 6 in. (2,994 x 457 mm)
- Low-maintenance multiple-disk brakes, lock on automatically without oil pressure

#### Material Feed, Conveyors and Augers

- Wide push-rollers, oscillating, can be displaced forwards by 3 in. (75 mm) or 6 in. (150 mm)
- 16.5 tons (15 tonnes) material hopper
- Hopper apron hydraulically operated
- 4 separate hydraulic drives for conveyors and augers
- Mechanical sensors for controlling the conveyors, conveyors can briefly be reversed
- Sonic sensors for controlling the augers
- Augers reversible and hydraulically adjustable in height, complete with limiting plates for auger tunnel and bracing
- Manual auger override
- Automatic filling function for the auger tunnel during breaks in paving
- 3 left hand and 3 right hand 1 ft. (30.5 cm) stackable augers for a total of 6 ft. of augers

#### Electrical System

- On-board voltage 24V

#### Screed Heating

- Three-phase AC generator, oil-cooled with electronic generator management
- Screed is also heated when diesel engine is running at idle
- Screed heating with electronic temperature control

#### Operator's Platform

- 2 comfortable heated operator's seats, can be pivoted outwards
- Operator's seats and console can be easily and conveniently adjusted for ergonomic working
- Modular ErgoPlus paver operator's console; large high-contrast colour display ensures easy operation and monitoring of paver functions
- 2 ErgoPlus screed consoles for the right and left-hand screed sides, with colour display for setting up and monitoring paver and screed functions

#### Miscellaneous

- Centralized lubrication system for tractor unit with electronic level indication on the display
- Machine documentation
- Crown is set hydraulically

Total price of basic configuration				
Bolt-on extension	Pave width	Generator	Price	
SUPER 2000-3i (4f) / VF 600-2 V Extending Screed				
Without bolt-on extensions	5.950	Generator, standard power output	USD	537,171.00
Bolt-on extensions, 2 x 1 ft.	6.550	Generator, standard power output	USD	545,014.00
Bolt-on extensions, 2 x 2 ft.	7.150	Generator, standard power output	USD	557,614.00
Bolt-on extensions, 2 x 1 ft.; 2 x 2 ft.	7.750	Generator, standard power output	USD	565,586.00
Basic Configuration				
Country of operation				
Country of operation United States	Standard	VE LAND_US	USD	0.00
Operator's Stand				
Operator's stand				
Operator's stand without hardtop	Standard	V600_1174_00	USD	0.00
Hardtop with sunshades, VÖGELE design		V600_1174_01	USD	10,890.00
Logo on hardtop				
VÖGELE logo, standard		V603_01	USD	0.00
Rear-view mirrors				
Rearview mirror, 2 pieces, paver without hardtop		V606_1174_01	USD	990.00
Rearview mirror, 2 pieces, paver with hardtop		V606_1174_02	USD	990.00
Electrical System				
Working lights				
Working lights, halogen	Standard	V505_1174_01	USD	-3,279.00
Working lights, LED		V505_1174_03	USD	0.00
Extra working light				
Working Light for Auger Tunnel, 1 piece	Standard	V506_1174_01	USD	-180.00
Working light for auger tunnel, 2 pieces		V506_1174_02	USD	0.00
Power outlet				
Socket outlet 12 V, 2 pieces	Standard	V510_1174_02	USD	0.00
Socket outlet 24 V, 2 pieces		V510_1174_03	USD	-296.00
Power outlet				
NEMA power outlet, 120 V, speed independent, 1 piece		V512_1174_01	USD	7,933.00
Rotary beacon				
All-round beacon, 1 piece, paver without hardtop	Standard	V515_1174_01	USD	0.00
All-round beacons, 2 pieces, paver with hardtop		V515_1174_02	USD	759.00
Reverse beeper				
Reverse beeper, acoustic	Standard	V516_1174_01	USD	0.00



Material Transport				
Power Tunnel				
Power Tunnel	Standard	V313_1174_01	USD	0.00
Material transport				
Material transport; standard	Standard	V320_1174_01	USD	0.00
Push-rollers				
Push-rollers	Standard	V323_1174_01	USD	0.00
Truck Hitch		V323_1174_03	USD	7,277.00
Grade And Slope Control				
Automatic grade and slope control				
NIVELTRONIC Plus	Standard	V650_1174_01	USD	0.00
Slope Sensor				
Slope Sensor	Standard	V670_1174_01	USD	0.00
Bracket for grade sensor				
Bracket for grade sensor, 1 piece		V684_1174_01	USD	1,530.00
<i>For attachment of a mechanical or sonic grade sensor.</i>				
Bracket for grade sensor, 2 pieces		V684_1174_02	USD	3,073.00
Bracket for grade sensor at VF screed, 1 piece		V684_1174_03	USD	591.00
<i>For attachment of a mechanical or sonic grade sensor.</i>				
Bracket for grade sensor at VF screed, 2 pieces	V684_1174_04	USD	1,170.00	
Bracket, attachment of grade sensor to screed arm				
Mounting kit to attach the bracket for the grade sensor for VF screed to the screed arm, 1 piece		V686_1174_03	USD	90.00
Mounting kits to attach the bracket for the grade sensor for VF screed to the screed arm, 2 pieces		V686_1174_04	USD	167.00
Variable mechanical grade sensor				
Variable mechanical grade sensor (Dash 3), 1 unit		V680_1174_01	USD	4,256.00
Variable mechanical grade sensor (Dash 3), 2 units		V680_1174_02	USD	8,511.00
Ski 6 ft. 7 in.				
Ski 2m, 1 piece		V689_1174_01	USD	167.00
Ski 2m, 2 pieces		V689_1174_02	USD	347.00
Single-Cell Sonic Sensor				
Single-cell sonic sensor, 1 piece		V681_1174_03	USD	4,474.00
Single-cell sonic sensor, 2 pieces		V681_1174_04	USD	8,949.00
Multi-Cell Sonic Sensor (CAN/Analog)				
Multi-cell sonic sensor (Dash 3), 1 unit		V683_1174_03	USD	5,400.00
Multi-cell sonic sensor (Dash 3), 2 units		V683_1174_04	USD	10,800.00

Big MultiPlex Ski				
Big MultiPlex Ski, 1 piece		V688_1174_03	USD	28,479.00
Big MultiPlex Ski, 2 pieces		V688_1174_04	USD	56,957.00
Big MultiPlex Ski, electronic				
Big MultiPlex Ski, electronic		V687_1174_01	USD	16,547.00
Tractor Unit / Screed Interface				
Screed lock				
Screed lock, manual		V400_1174_01	USD	-1,273.00
Screed lock, hydraulic	Standard	V400_1174_02	USD	0.00
Screed Arm Guidance				
Standard Guide for Screed Arm	Standard	V405_1174_01	USD	0.00
Guide rollers for screed arm		V405_1174_02	USD	1,221.00
Screed Assist				
Screed Assist		V420_1174_01	USD	1,594.00
ErgoPlus 3 screed remote controls				
ErgoPlus 3 screed remote controls		V438_1174_01	USD	1,157.00
Others				
Low-emissions package				
EcoPlus low-emissions package	Standard	V202_1174_03	USD	0.00
Hydraulic oil				
Hydraulic system filled with mineral oil	Standard	V700_01	USD	0.00
Washdown system				
Washdown system with tank and hose reel	Standard	V705_1174_01	USD	0.00
Tools				
Tools		V715_1174_01	USD	553.00
Warning labels				
Warning labels, USA	Standard	V725_1174_02	USD	0.00
Packing				
Packing for transport by sea	Standard	V730_02	USD	0.00
Paint finish				
Paint finish, standard VÖGELE Green	Standard	V800_01	USD	0.00
Logo on material hopper				
Logo on material hopper, white	Standard	V818_01	USD	0.00
Grease filling, lubrication system				
Adapter for connecting grease gun		V720_1174_01	USD	823.00
Ventilation system				
Ventilation system	Standard	V907_01	USD	0.00
Operating Manual				
Operating Instructions, American	Standard	V950_US	USD	0.00
Operating Instructions, English	Standard	V950_EN	USD	0.00
Parts and More				
Parts & More, English	Standard	V956_EN	USD	0.00
Parts & More, Spanish		V956_ES	USD	0.00
Maintenance kit				
Maintenance kit, 50 service hours		V734_1174_01	USD	296.00
Maintenance kit, 500 service hours		V734_1174_05	USD	386.00
Maintenance kit, 1,000 service hours		V734_1174_06	USD	707.00

<b>WITOS FleetView Telematics System</b>				
WITOS FleetView telematics system including 3-year operating period		<b>V777_1174_01</b>	<b>USD</b>	<b>0.00</b>
<p><i>WITOS FleetView Telematics System. Includes the WITOS TCU control unit and a hybrid antenna (Quadband-GSM, GPS). Includes maintenance fee for the first 3 years after machine goes into service for the first time. (Can be extended after expiry.)</i></p> <p><i>WIRTGEN GROUP Telematics and On-Site Solutions (WITOS) is the intelligent telematics system from the WIRTGEN GROUP for efficient fleet, service and process management worldwide.</i></p>				
<b>Screed Options</b>				
<b>Operating Instructions, Screed</b>				
Operating Instructions for Screed, American	<b>Standard</b>	<b>V951_US</b>	<b>USD</b>	<b>0.00</b>
<b>Measuring sensors, screed</b>				
Display of vibration speed		<b>V120_20AB_02</b>	<b>USD</b>	<b>591.00</b>
<b>Extending unit, right side</b>				
Extending unit without berm, right	<b>Standard</b>	<b>V103_20AB_00</b>	<b>USD</b>	<b>0.00</b>
Berne 305 mm (12"), RH		<b>V103_20AB_01</b>	<b>USD</b>	<b>3,806.00</b>
Berne 457 mm (18"), RH		<b>V103_20AB_02</b>	<b>USD</b>	<b>4,706.00</b>
Berne 610 mm (24"),RH		<b>V103_20AB_03</b>	<b>USD</b>	<b>5,683.00</b>
Extending unit without berm, right		<b>V103_20AB_04</b>	<b>USD</b>	<b>0.00</b>
<b>Extending unit, left side</b>				
Extending unit without berm, left	<b>Standard</b>	<b>V104_20AB_00</b>	<b>USD</b>	<b>0.00</b>
Berne 305 mm (12"), LH		<b>V104_20AB_01</b>	<b>USD</b>	<b>3,806.00</b>
Berne 457 mm (18"), LH		<b>V104_20AB_02</b>	<b>USD</b>	<b>4,706.00</b>
Berne 610 mm (24"), LH		<b>V104_20AB_03</b>	<b>USD</b>	<b>5,683.00</b>
Extending unit without berm, left		<b>V104_20AB_04</b>	<b>USD</b>	<b>0.00</b>
<b>Power supply; required for berm option</b>				
Power supply; required for berm option		<b>V113_20AB_01</b>	<b>USD</b>	<b>1,736.00</b>
<b>Heating rod for end gate ski</b>				
Heating rod for end gate ski		<b>V131_20AB_01</b>	<b>USD</b>	<b>939.00</b>
<b>System for Paving Width Reduction</b>				
Cut-off shoes, 6 in., 2 pieces		<b>V141_20AB_01</b>	<b>USD</b>	<b>591.00</b>
Cut-off shoes, 6 in., 4 pieces		<b>V141_20AB_02</b>	<b>USD</b>	<b>1,029.00</b>
Cut-off shoes, 6 in., 6 pieces		<b>V141_20AB_03</b>	<b>USD</b>	<b>1,453.00</b>
Cut-off shoes, 6 in., 8 pieces		<b>V141_20AB_04</b>	<b>USD</b>	<b>1,877.00</b>
<b>Angle of attack adjustment</b>				
Angle of attack adjustment, counterclockwise to increase mat thickness	<b>Standard</b>	<b>V150_20AB_01</b>	<b>USD</b>	<b>0.00</b>
Angle of attack adjustment, clockwise to increase mat thickness		<b>V150_20AB_02</b>	<b>USD</b>	<b>0.00</b>
Date: 3/5/2019				

**Price list****SUPER 2000-3i (4f) / VR 600-2 V Extending  
Screed****Scope of supply – basic machine****Drive Unit**

- Liquid-cooled Cummins 6-cylinder diesel engine, QSB6.7-C250, 250 hp (186kW) at 2,000rpm
- Engine complies with the applicable exhaust emission standards of the European Union (COM) 4 and USA (EPA) Tier 4f
- Electronic engine management

**Undercarriage**

- Hydrostatic traction drive
- Continuous rubber tracks, ground contact 9 ft. 10 in. x 1 ft. 6 in. (2,994 x 457 mm)
- Low-maintenance multiple-disk brakes, lock on automatically without oil pressure

**Material Feed, Conveyors and Augers**

- Wide push-rollers, oscillating, can be displaced forwards by 3 in. (75 mm) or 6 in. (150 mm)
- 16.5 tons (15 tonnes) material hopper
- Hopper apron hydraulically operated
- 4 separate hydraulic drives for conveyors and augers
- Mechanical sensors for controlling the conveyors, conveyors can briefly be reversed
- Sonic sensors for controlling the augers
- Augers reversible and hydraulically adjustable in height, complete with limiting plates for auger tunnel and bracing
- Manual auger override
- Automatic filling function for the auger tunnel during breaks in paving
- 3 left hand and 3 right hand 1 ft. (30.5 cm) stackable augers for a total of 6 ft. of augers

**Electrical System**

- On-board voltage 24V

**Screed Heating**

- Three-phase AC generator, oil-cooled with electronic generator management
- Screed is also heated when diesel engine is running at idle
- Screed heating with electronic temperature control

**Operator's Platform**

- 2 comfortable heated operator's seats, can be pivoted outwards
- Operator's seats and console can be easily and conveniently adjusted for ergonomic working
- Modular ErgoPlus paver operator's console; large high-contrast colour display ensures easy operation and monitoring of paver functions
- 2 ErgoPlus screed consoles for the right and left-hand screed sides, with colour display for setting up and monitoring paver and screed functions

**Miscellaneous**

- Centralized lubrication system for tractor unit with electronic level indication on the display
- Machine documentation
- Crown is set hydraulically

Total price of basic configuration				
Bolt-on extension	Pave width	Generator	Price	
SUPER 2000-3i (4f) / VR 600-2 V Extending Screed				
Without bolt-on extensions	6.000	Generator, standard power output	USD	538,843.00
Bolt-on extensions, 2 x 2 ft. 2 in.	7.300	Generator, standard power output	USD	558,900.00
Bolt-on extensions, 4 x 2 ft. 2 in.	8.600	Generator, standard power output	USD	573,814.00
Basic Configuration				
Country of operation				
Country of operation United States	Standard	VE LAND_US	USD	0.00
Operator's Stand				
Operator's stand				
Operator's stand without hardtop	Standard	V600_1174_00	USD	0.00
Hardtop with sunshades, VÖGELE design		V600_1174_01	USD	10,890.00
Logo on hardtop				
VÖGELE logo, standard		V603_01	USD	0.00
Rear-view mirrors				
Rearview mirror, 2 pieces, paver without hardtop		V606_1174_01	USD	990.00
Rearview mirror, 2 pieces, paver with hardtop		V606_1174_02	USD	990.00
Electrical System				
Working lights				
Working lights, halogen	Standard	V505_1174_01	USD	-3,279.00
Working lights, LED		V505_1174_03	USD	0.00
Extra working light				
Working Light for Auger Tunnel, 1 piece	Standard	V506_1174_01	USD	-180.00
Working light for auger tunnel, 2 pieces		V506_1174_02	USD	0.00
Power outlet				
Socket outlet 12 V, 2 pieces	Standard	V510_1174_02	USD	0.00
Socket outlet 24 V, 2 pieces		V510_1174_03	USD	-296.00
Power outlet				
NEMA power outlet, 120 V, speed independent, 1 piece		V512_1174_01	USD	7,933.00
Rotary beacon				
All-round beacon, 1 piece, paver without hardtop	Standard	V515_1174_01	USD	0.00
All-round beacons, 2 pieces, paver with hardtop		V515_1174_02	USD	759.00
Reverse beeper				
Reverse beeper, acoustic	Standard	V516_1174_01	USD	0.00

Material Transport				
Power Tunnel				
Power Tunnel	Standard	V313_1174_01	USD	0.00
Material transport				
Material transport; standard	Standard	V320_1174_01	USD	0.00
Push-rollers				
Push-rollers	Standard	V323_1174_01	USD	0.00
Truck Hitch		V323_1174_03	USD	7,277.00
Grade And Slope Control				
Automatic grade and slope control				
NIVELTRONIC Plus	Standard	V650_1174_01	USD	0.00
Slope Sensor				
Slope Sensor	Standard	V670_1174_01	USD	0.00
Bracket for grade sensor				
Bracket for grade sensor, 1 piece		V684_1174_01	USD	1,530.00
For attachment of a mechanical or sonic grade sensor.				
Bracket for grade sensor, 2 pieces		V684_1174_02	USD	3,073.00
Bracket for grade sensor at VF screed, 1 piece		V684_1174_03	USD	591.00
For attachment of a mechanical or sonic grade sensor.				
Bracket for grade sensor at VF screed, 2 pieces	V684_1174_04	USD	1,170.00	
Bracket, attachment of grade sensor to screed arm				
Bracket, Attachment of Grade Sensor to Screed Arm, 1 piece		V686_1174_01	USD	553.00
Brackets, Attachment of Grade Sensor to Screed Arm, 2 pieces		V686_1174_02	USD	1,093.00
Variable mechanical grade sensor				
Variable mechanical grade sensor (Dash 3), 1 unit		V680_1174_01	USD	4,256.00
Variable mechanical grade sensor (Dash 3), 2 units		V680_1174_02	USD	8,511.00
Ski 6 ft. 7 in.				
Ski 2m, 1 piece		V689_1174_01	USD	167.00
Ski 2m, 2 pieces		V689_1174_02	USD	347.00
Single-Cell Sonic Sensor				
Single-cell sonic sensor, 1 piece		V681_1174_03	USD	4,474.00
Single-cell sonic sensor, 2 pieces		V681_1174_04	USD	8,949.00
Multi-Cell Sonic Sensor (CAN/Analog)				
Multi-cell sonic sensor (Dash 3), 1 unit		V683_1174_03	USD	5,400.00
Multi-cell sonic sensor (Dash 3), 2 units		V683_1174_04	USD	10,800.00
Big MultiPlex Ski				
Big MultiPlex Ski, 1 piece		V688_1174_03	USD	28,479.00
Big MultiPlex Ski, 2 pieces		V688_1174_04	USD	56,957.00
Big MultiPlex Ski, electronic				
Big MultiPlex Ski, electronic		V687_1174_01	USD	16,547.00

Tractor Unit / Screed Interface				
Screed lock				
Screed lock, manual	Standard	V400_1174_01	USD	-1,273.00
Screed lock, hydraulic		V400_1174_02	USD	0.00
Screed Arm Guidance				
Standard Guide for Screed Arm	Standard	V405_1174_01	USD	0.00
Guide rollers for screed arm		V405_1174_02	USD	1,221.00
Screed Assist				
Screed Assist		V420_1174_01	USD	1,594.00
ErgoPlus 3 screed remote controls				
ErgoPlus 3 screed remote controls		V438_1174_01	USD	1,157.00
Others				
Low-emissions package				
EcoPlus low-emissions package	Standard	V202_1174_03	USD	0.00
Hydraulic oil				
Hydraulic system filled with mineral oil	Standard	V700_01	USD	0.00
Washdown system				
Washdown system with tank and hose reel	Standard	V705_1174_01	USD	0.00
Tools				
Tools		V715_1174_01	USD	553.00
Warning labels				
Warning labels, USA	Standard	V725_1174_02	USD	0.00
Packing				
Packing for transport by sea	Standard	V730_02	USD	0.00
Paint finish				
Paint finish, standard VÖGELE Green	Standard	V800_01	USD	0.00
Logo on material hopper				
Logo on material hopper, white	Standard	V818_01	USD	0.00
Grease filling, lubrication system				
Adapter for connecting grease gun		V720_1174_01	USD	823.00
Ventilation system				
Ventilation system	Standard	V907_01	USD	0.00
Operating Manual				
Operating Instructions, American	Standard	V950_US	USD	0.00
Operating Instructions, English	Standard	V950_EN	USD	0.00
Parts and More				
Parts & More, English	Standard	V956_EN	USD	0.00
Parts & More, French		V956_FR	USD	0.00
Maintenance kit				
Maintenance kit, 50 service hours		V734_1174_01	USD	296.00
Maintenance kit, 500 service hours		V734_1174_05	USD	386.00
Maintenance kit, 1,000 service hours		V734_1174_06	USD	707.00

WITOS FleetView Telematics System				
WITOS FleetView telematics system including 3-year operating period		V777_1174_01	USD	0.00
WITOS FleetView Telematics System. Includes the WITOS TCU control unit and a hybrid antenna (Quadband-GSM, GPS). Includes maintenance fee for the first 3 years after machine goes into service for the first time. (Can be extended after expiry.)				
WIRTGEN GROUP Telematics and On-Site Solutions (WITOS) is the intelligent telematics system from the WIRTGEN GROUP for efficient fleet, service and process management worldwide.				
Screed Options				
Operating Instructions, Screed				
Operating Instructions for Screed, American	Standard	V951_US	USD	0.00
Monitoring system for screed heating				
Without Monitoring System for Screed Heating	Standard	V110_18AB_00	USD	0.00
Monitoring of heating rods		V110_18AB_01	USD	6,094.00
Measuring sensors, screed				
Display of vibration speed		V120_18AB_02	USD	591.00
Heating rod for end gate ski				
Heating rod for end gate ski		V131_18AB_01	USD	1,080.00
Edger plates				
Edger plate, 52°, 1 in., 2 pieces		V132_18AB_01	USD	1,067.00
Edger plate, 52°, 2 in., 2 pieces		V132_18AB_02	USD	1,311.00
Heating rod for edger plate, 2 pieces		V134_18AB	USD	874.00
Angle of attack adjustment				
Angle of attack adjustment, counterclockwise to increase mat thickness	Standard	V150_18AB_01	USD	0.00
Angle of attack adjustment, clockwise to increase mat thickness		V150_18AB_02	USD	0.00
Date: 3/5/2019				



## Price list

# SUPER 2003-3i (4f) / Carlson EZIV-10 Screed

### Scope of supply – basic machine

#### Drive Unit

- Liquid-cooled Cummins 6-cylinder diesel engine, QSB6.7-C240, 240 hp (179kW) at 2,000rpm
- Engine complies with the applicable exhaust emission standards of the European Union (COM) 4 and USA (EPA) Tier 4f
- Electronic engine management

#### Undercarriage

- Hydrostatic traction drive (separate drives for powered wheels) with electronic traction control
- 4 front wheels of solid elastic rubber, 540/300-390, mounted on bogies
- 2 powered wheels with tubeless tyres 445/95 R25
- Extremely small outside turning radius to not more than 18 ft. 4 in. (5.6 m) with "Pivot Steer"
- Service brake (multiple-disk brake, hydraulically pressurized) and hydraulically actuated parking brake

#### Material Feed, Conveyors and Augers

- Wide push-rollers, oscillating, can be displaced forwards by 3 in. (75 mm) or 6 in. (150 mm)
- 16.5 tons (15 tonnes) material hopper
- Hopper apron hydraulically operated
- 4 separate hydraulic drives for conveyors and augers
- Mechanical sensors for controlling the conveyors, conveyors can briefly be reversed
- Sonic sensors for controlling the augers
- Augers reversible and hydraulically adjustable in height, complete with limiting plates for auger tunnel and bracing
- Manual auger override
- Automatic filling function for the auger tunnel during breaks in paving
- 3 left hand and 3 right hand 1 ft. (30.5 cm) stackable augers for a total of 6 ft. of augers

#### Electrical System

- On-board voltage 24V

#### Screed Heating

- Three-phase AC generator, oil-cooled with electronic generator management
- Screed is also heated when diesel engine is running at idle
- Screed heating with electronic temperature control

#### Operator's Platform

- 2 comfortable heated operator's seats, can be pivoted outwards
- Operator's seats and console can be easily and conveniently adjusted for ergonomic working
- Modular ErgoPlus paver operator's console; large high-contrast colour display ensures easy operation and monitoring of paver functions
- 2 ErgoPlus screed consoles for the right and left-hand screed sides, with colour display for setting up and monitoring paver and screed functions

#### Miscellaneous

- Centralized lubrication system for tractor unit with electronic level indication on the display
- Machine documentation
- Crown is set hydraulically

**Total price of basic configuration**
**USD 501,474.00**

Basic Configuration				
Country of operation				
Country of operation United States	Standard	VE LAND_US	USD	0.00
Operator's Stand				
Operator's stand				
Operator's stand without hardtop	Standard	V600_0975_00	USD	0.00
Hardtop with sunshades, VÖGELE design		V600_0975_01	USD	10,890.00
Logo on hardtop				
VÖGELE logo, standard		V603_01	USD	0.00
Rear-view mirrors				
Rearview mirror, 2 pieces, paver without hardtop		V606_0975_01	USD	990.00
Rearview mirror, 2 pieces, paver with hardtop		V606_0975_02	USD	990.00
Comfort functions				
Basic Package, without AutoSet	Standard	V212_0975_01	USD	0.00
Electrical System				
Working lights				
Working lights, halogen		V505_0975_01	USD	-3,279.00
Working lights, LED	Standard	V505_0975_03	USD	0.00
Extra working light				
Working Light for Auger Tunnel, 1 piece		V506_0975_01	USD	-180.00
Working light for auger tunnel, 2 pieces	Standard	V506_0975_02	USD	0.00
Power outlet				
Socket outlet 12 V, 2 pieces	Standard	V510_0975_02	USD	0.00
Socket outlet 24 V, 2 pieces		V510_0975_03	USD	-296.00
Power outlet				
NEMA power outlet, 120 V, speed independent, 1 piece		V512_0975_01	USD	7,933.00
Rotary beacon				
All-round beacon, 1 piece, paver without hardtop	Standard	V515_0975_01	USD	0.00
All-round beacon, paver with hardtop		V515_0975_02	USD	759.00
Reverse beeper				
Reverse beeper, acoustic	Standard	V516_0975_01	USD	0.00

Material Transport				
Power Tunnel				
Power Tunnel		V313_0975_01	USD	7,290.00
Material transport				
Material transport; standard	Standard	V320_0975_01	USD	0.00
Auger extension				
Set of auger extensions, 15 ft. 11 in. (4.6m)		V316_0975_01	USD	8,061.00
Push-rollers				
Push-rollers	Standard	V323_0975_01	USD	0.00
Truck Hitch		V323_0975_03	USD	7,277.00
Grade And Slope Control				
Automatic grade and slope control				
NIVELTRONIC Plus	Standard	V650_0975_01	USD	0.00
Slope Sensor				
Slope Sensor	Standard	V670_0975_01	USD	0.00
Bracket for grade sensor				
Bracket for grade sensor, 1 piece		V684_0975_01	USD	1,530.00
For attachment of a mechanical or sonic grade sensor.				
Bracket for grade sensor, 2 pieces		V684_0975_02	USD	3,073.00
Bracket for grade sensor at VF screed, 1 piece		V684_0975_03	USD	591.00
For attachment of a mechanical or sonic grade sensor.				
Bracket for grade sensor at VF screed, 2 pieces		V684_0975_04	USD	1,170.00
Bracket, attachment of grade sensor to screed arm				
Bracket, Attachment of Grade Sensor to Screed Arm, 1 piece		V686_0975_01	USD	553.00
Brackets, Attachment of Grade Sensor to Screed Arm, 2 pieces		V686_0975_02	USD	1,093.00
Mounting kit to attach the bracket for the grade sensor for VF screed to the screed arm, 1 piece		V686_0975_03	USD	90.00
Mounting kits to attach the bracket for the grade sensor for VF screed to the screed arm, 2 pieces		V686_0975_04	USD	167.00
Variable mechanical grade sensor				
Variable mechanical grade sensor (Dash 3), 1 unit		V680_0975_01	USD	4,256.00
Variable mechanical grade sensor (Dash 3), 2 units		V680_0975_02	USD	8,511.00
Ski 6 ft. 7 in.				
Ski 2m, 1 piece		V689_0975_01	USD	167.00
Ski 2m, 2 pieces		V689_0975_02	USD	347.00

<b>Single-Cell Sonic Sensor</b>				
Single-cell sonic sensor, 1 piece		V681_0975_03	USD	4,474.00
Single-cell sonic sensor, 2 pieces		V681_0975_04	USD	8,949.00
<b>Multi-Cell Sonic Sensor (CAN/Analog)</b>				
Multi-cell sonic sensor (Dash 3), 1 unit		V683_0975_03	USD	5,400.00
Multi-cell sonic sensor (Dash 3), 2 units		V683_0975_04	USD	10,800.00
<b>Big MultiPlex Ski</b>				
Big MultiPlex Ski, 1 piece		V688_0975_03	USD	28,479.00
Big MultiPlex Ski, 2 pieces		V688_0975_04	USD	56,957.00
<b>Big MultiPlex Ski, electronic</b>				
Big MultiPlex Ski, electronic		V687_0975_01	USD	16,547.00
<b>Tractor Unit / Screed Interface</b>				
<b>Screed lock</b>				
Screed lock, manual		V400_0975_01	USD	-1,273.00
Screed lock, hydraulic	Standard	V400_0975_02	USD	0.00
<b>Screed Arm Guidance</b>				
Standard Guide for Screed Arm	Standard	V405_0975_01	USD	0.00
Guide rollers for screed arm		V405_0975_02	USD	1,221.00
<b>Screed Assist</b>				
Screed Assist	Standard	V420_0975_01	USD	0.00
<b>Combined with screed of other brand</b>				
Interface Carlson screed		V437_0975_01	USD	3,150.00
<b>ErgoPlus 3 screed remote controls</b>				
ErgoPlus 3 screed remote controls		V438_0975_01	USD	1,157.00
<b>Others</b>				
<b>Low-emissions package</b>				
EcoPlus low-emissions package	Standard	V202_0975_03	USD	0.00
<b>Traction drive</b>				
Traction drive (6x4)	Standard	V215_0975_02	USD	0.00
Traction drive (6x6)		V215_0975_03	USD	9,964.00
<b>Hydraulic oil</b>				
Hydraulic system filled with mineral oil	Standard	V700_01	USD	0.00
<b>Washdown system</b>				
Washdown system with tank and hose reel	Standard	V705_0975_01	USD	0.00
<b>Tools</b>				
Tools		V715_0975_01	USD	553.00
<b>Warning labels</b>				
Warning labels, USA	Standard	V725_0975_02	USD	0.00

<b>Packing</b>					
Packing for transport by sea	Standard	V730_02	USD	0.00	
<b>Paint finish</b>					
Paint finish, standard VÖGELE Green	Standard	V800_01	USD	0.00	
<b>Logo on material hopper</b>					
Logo on material hopper, white	Standard	V818_01	USD	0.00	
<b>Grease filling, lubrication system</b>					
Adapter for connecting grease gun		V720_0975_01	USD	823.00	
<b>Ventilation system</b>					
Ventilation system	Standard	V907_01	USD	0.00	
<b>Operating Manual</b>					
Operating Instructions, American	Standard	V950_US	USD	0.00	
Operating Instructions, English	Standard	V950_EN	USD	0.00	
<b>Parts and More</b>					
Parts & More, English	Standard	V956_EN	USD	0.00	
Parts & More, French		V956_FR	USD	0.00	
<b>Maintenance kit</b>					
Maintenance kit, 50 service hours		V734_0975_01	USD	296.00	
Maintenance kit, 500 service hours		V734_0975_05	USD	386.00	
Maintenance kit, 1,000 service hours		V734_0975_06	USD	707.00	
<b>WITOS FleetView Telematics System</b>					
WITOS FleetView telematics system including 3-year operating period	Standard	V777_0975_01	USD	0.00	
<i>WITOS FleetView Telematics System. Includes the WITOS TCU control unit and a hybrid antenna (Quadband-GSM, GPS). Includes maintenance fee for the first 3 years after machine goes into service for the first time. (Can be extended after expiry.)</i>					
<i>WIRTGEN GROUP Telematics and On-Site Solutions (WITOS) is the intelligent telematics system from the WIRTGEN GROUP for efficient fleet, service and process management worldwide.</i>					
<b>Screed Options</b>					
<b>Operating Instructions, Screed</b>					
Operating Instructions for Screed, American	Standard	V951_US	USD	0.00	
<b>Extending unit, right side</b>					
Extending unit without berm, right	Standard	V103_EZ04_00	USD	0.00	
Berne 305 mm (12"), RH		V103_EZ04_01	USD	4,667.00	
Berne 457 mm (18"), RH		V103_EZ04_02	USD	4,667.00	
Berne 610 mm (24"),RH		V103_EZ04_03	USD	4,667.00	

Extending unit, left side				
Extending unit without berm, left	Standard	V104_EZ04_00	USD	0.00
Berne 305 mm (12"), LH		V104_EZ04_01	USD	4,667.00
Berne 457 mm (18"), LH		V104_EZ04_02	USD	4,667.00
Berne 610 mm (24"), LH		V104_EZ04_03	USD	4,667.00
Screed with berm				
Screed with berm		V108_EZ04_01	USD	463.00
Bolt-On Extension, Left-Hand Side, 30.5cm		V101_EZ04_12L	USD	2,147.00
Bolt-On Extension, Left-Hand Side, 45.7cm		V101_EZ04_18L	USD	2,147.00
Bolt-On Extension, Left-Hand Side, 61cm		V101_EZ04_24L	USD	2,147.00
Bolt-On Extension, Right-Hand Side, 30.5cm		V101_EZ04_12R	USD	2,147.00
Bolt-On Extension, Right-Hand Side, 45.7cm		V101_EZ04_18R	USD	2,147.00
Bolt-On Extension, Right-Hand Side, 61cm		V101_EZ04_24R	USD	2,147.00
Y-Cable for Coupling Bolt-On Extensions		V102_EZ04	USD	0.00
Wide Width Support Kit				
Wide Width Support Kit		V142_EZ04_01	USD	0.00
Heating rod for end gate ski				
Heating rod for end gate ski		V131_EZ04_01	USD	1,183.00
System for Paving Width Reduction				
Cut-Off Shoes, Left-Hand Side		V140_EZ04_01	USD	373.00
Cut-Off Shoes, Right-Hand Side		V140_EZ04_02	USD	373.00
Cut-Off Shoes, Neutral		V141_EZ04	USD	373.00
Thickness Control Screws				
Angle of attack adjustment, counterclockwise to increase mat thickness	Standard	V150_EZ04_01	USD	0.00
Angle of attack adjustment, clockwise to increase mat thickness		V150_EZ04_02	USD	0.00
Date: 3/5/2019				

**Price list****SUPER 2003-3i (4f) / VF 600-2 V Extending  
Screed****Scope of supply – basic machine****Drive Unit**

- Liquid-cooled Cummins 6-cylinder diesel engine, QSB6.7-C240, 240 hp (179kW) at 2,000rpm
- Engine complies with the applicable exhaust emission standards of the European Union (COM) 4 and USA (EPA) Tier 4f
- Electronic engine management

**Undercarriage**

- Hydrostatic traction drive (separate drives for powered wheels) with electronic traction control
- 4 front wheels of solid elastic rubber, 540/300-390, mounted on bogies
- 2 powered wheels with tubeless tyres 445/95 R25
- Extremely small outside turning radius to not more than 18 ft. 4 in. (5.6 m) with "Pivot Steer"
- Service brake (multiple-disk brake, hydraulically pressurized) and hydraulically actuated parking brake

**Material Feed, Conveyors and Augers**

- Wide push-rollers, oscillating, can be displaced forwards by 3 in. (75 mm) or 6 in. (150 mm)
- 16.5 tons (15 tonnes) material hopper
- Hopper apron hydraulically operated
- 4 separate hydraulic drives for conveyors and augers
- Mechanical sensors for controlling the conveyors, conveyors can briefly be reversed
- Sonic sensors for controlling the augers
- Augers reversible and hydraulically adjustable in height, complete with limiting plates for auger tunnel and bracing
- Manual auger override
- Automatic filling function for the auger tunnel during breaks in paving
- 3 left hand and 3 right hand 1 ft. (30.5 cm) stackable augers for a total of 6 ft. of augers

**Electrical System**

- On-board voltage 24V

**Screed Heating**

- Three-phase AC generator, oil-cooled with electronic generator management
- Screed is also heated when diesel engine is running at idle
- Screed heating with electronic temperature control

**Operator's Platform**

- 2 comfortable heated operator's seats, can be pivoted outwards
- Operator's seats and console can be easily and conveniently adjusted for ergonomic working
- Modular ErgoPlus paver operator's console; large high-contrast colour display ensures easy operation and monitoring of paver functions
- 2 ErgoPlus screed consoles for the right and left-hand screed sides, with colour display for setting up and monitoring paver and screed functions

**Miscellaneous**

- Centralized lubrication system for tractor unit with electronic level indication on the display
- Machine documentation
- Crown is set hydraulically

Total price of basic configuration				
Bolt-on extension	Pave width	Generator	Price	
SUPER 2003-3i (4f) / VF 600-2 V Extending Screed				
Without bolt-on extensions	5.950	Generator, standard power output	USD	499,714.00
Bolt-on extensions, 2 x 1 ft.	6.550	Generator, standard power output	USD	507,760.00
Bolt-on extensions, 2 x 2 ft.	7.150	Generator, standard power output	USD	520,709.00
Bolt-on extensions, 2 x 1 ft.; 2 x 2 ft.	7.750	Generator, standard power output	USD	528,754.00

Basic Configuration				
Country of operation				
Country of operation United States	Standard	VE LAND_US	USD	0.00
Operator's Stand				
Operator's stand				
Operator's stand without hardtop	Standard	V600_0975_00	USD	0.00
Hardtop with sunshades, VÖGELE design		V600_0975_01	USD	10,890.00
Logo on hardtop				
VÖGELE logo, standard		V603_01	USD	0.00
Rear-view mirrors				
Rearview mirror, 2 pieces, paver without hardtop		V606_0975_01	USD	990.00
Rearview mirror, 2 pieces, paver with hardtop		V606_0975_02	USD	990.00
Comfort functions				
Basic Package, without AutoSet	Standard	V212_0975_01	USD	0.00
Electrical System				
Working lights				
Working lights, halogen	Standard	V505_0975_01	USD	-3,279.00
Working lights, LED		V505_0975_03	USD	0.00
Extra working light				
Working Light for Auger Tunnel, 1 piece	Standard	V506_0975_01	USD	-180.00
Working light for auger tunnel, 2 pieces		V506_0975_02	USD	0.00
Power outlet				
Socket outlet 12 V, 2 pieces	Standard	V510_0975_02	USD	0.00
Socket outlet 24 V, 2 pieces		V510_0975_03	USD	-296.00
Power outlet				
NEMA power outlet, 120 V, speed independent, 1 piece		V512_0975_01	USD	7,933.00
Rotary beacon				
All-round beacon, 1 piece, paver without hardtop	Standard	V515_0975_01	USD	0.00
All-round beacon, paver with hardtop		V515_0975_02	USD	759.00
Reverse beeper				
Reverse beeper, acoustic	Standard	V516_0975_01	USD	0.00



Material Transport				
Power Tunnel				
Power Tunnel		V313_0975_01	USD	7,290.00
Material transport				
Material transport; standard	Standard	V320_0975_01	USD	0.00
Heavy-duty kit		V320_0975_02	USD	6,030.00
Push-rollers				
Push-rollers	Standard	V323_0975_01	USD	0.00
Truck Hitch		V323_0975_03	USD	7,277.00
Grade And Slope Control				
Automatic grade and slope control				
NIVELTRONIC Plus	Standard	V650_0975_01	USD	0.00
Slope Sensor				
Slope Sensor	Standard	V670_0975_01	USD	0.00
Bracket for grade sensor				
Bracket for grade sensor, 1 piece		V684_0975_01	USD	1,530.00
<i>For attachment of a mechanical or sonic grade sensor.</i>				
Bracket for grade sensor, 2 pieces		V684_0975_02	USD	3,073.00
Bracket for grade sensor at VF screed, 1 piece		V684_0975_03	USD	591.00
<i>For attachment of a mechanical or sonic grade sensor.</i>				
Bracket for grade sensor at VF screed, 2 pieces		V684_0975_04	USD	1,170.00
Bracket, attachment of grade sensor to screed arm				
Mounting kit to attach the bracket for the grade sensor for VF screed to the screed arm, 1 piece		V686_0975_03	USD	90.00
Mounting kits to attach the bracket for the grade sensor for VF screed to the screed arm, 2 pieces		V686_0975_04	USD	167.00
Variable mechanical grade sensor				
Variable mechanical grade sensor (Dash 3), 1 unit		V680_0975_01	USD	4,256.00
Variable mechanical grade sensor (Dash 3), 2 units		V680_0975_02	USD	8,511.00
Ski 6 ft. 7 in.				
Ski 2m, 1 piece		V689_0975_01	USD	167.00
Ski 2m, 2 pieces		V689_0975_02	USD	347.00
Single-Cell Sonic Sensor				
Single-cell sonic sensor, 1 piece		V681_0975_03	USD	4,474.00
Single-cell sonic sensor, 2 pieces		V681_0975_04	USD	8,949.00
Multi-Cell Sonic Sensor (CAN/Analog)				
Multi-cell sonic sensor (Dash 3), 1 unit		V683_0975_03	USD	5,400.00
Multi-cell sonic sensor (Dash 3), 2 units		V683_0975_04	USD	10,800.00

Big MultiPlex Ski				
Big MultiPlex Ski, 1 piece		V688_0975_03	USD	28,479.00
Big MultiPlex Ski, 2 pieces		V688_0975_04	USD	56,957.00
Big MultiPlex Ski, electronic				
Big MultiPlex Ski, electronic		V687_0975_01	USD	16,547.00
Tractor Unit / Screed Interface				
Screed lock				
Screed lock, manual		V400_0975_01	USD	-1,273.00
Screed lock, hydraulic	Standard	V400_0975_02	USD	0.00
Screed Arm Guidance				
Standard Guide for Screed Arm	Standard	V405_0975_01	USD	0.00
Guide rollers for screed arm		V405_0975_02	USD	1,221.00
Screed Assist				
Screed Assist	Standard	V420_0975_01	USD	0.00
ErgoPlus 3 screed remote controls				
ErgoPlus 3 screed remote controls		V438_0975_01	USD	1,157.00
Others				
Low-emissions package				
EcoPlus low-emissions package	Standard	V202_0975_03	USD	0.00
Traction drive				
Traction drive (6x4)	Standard	V215_0975_02	USD	0.00
Traction drive (6x6)		V215_0975_03	USD	9,964.00
Hydraulic oil				
Hydraulic system filled with mineral oil	Standard	V700_01	USD	0.00
Washdown system				
Washdown system with tank and hose reel	Standard	V705_0975_01	USD	0.00
Tools				
Tools		V715_0975_01	USD	553.00
Warning labels				
Warning labels, USA	Standard	V725_0975_02	USD	0.00
Packing				
Packing for transport by sea	Standard	V730_02	USD	0.00
Paint finish				
Paint finish, standard VÖGELE Green	Standard	V800_01	USD	0.00
Logo on material hopper				
Logo on material hopper, white	Standard	V818_01	USD	0.00
Grease filling, lubrication system				
Adapter for connecting grease gun		V720_0975_01	USD	823.00
Ventilation system				
Ventilation system	Standard	V907_01	USD	0.00
Operating Manual				
Operating Instructions, American	Standard	V950_US	USD	0.00
Operating Instructions, English	Standard	V950_EN	USD	0.00

Parts and More				
Parts & More, English	Standard	V956_EN	USD	0.00
Parts & More, French		V956_FR	USD	0.00
Maintenance kit				
Maintenance kit, 50 service hours		V734_0975_01	USD	296.00
Maintenance kit, 500 service hours		V734_0975_05	USD	386.00
Maintenance kit, 1,000 service hours		V734_0975_06	USD	707.00
WITOS FleetView Telematics System				
WITOS FleetView telematics system including 3-year operating period	Standard	V777_0975_01	USD	0.00
WITOS FleetView Telematics System. Includes the WITOS TCU control unit and a hybrid antenna (Quadband-GSM, GPS). Includes maintenance fee for the first 3 years after machine goes into service for the first time. (Can be extended after expiry.)				
WIRTGEN GROUP Telematics and On-Site Solutions (WITOS) is the intelligent telematics system from the WIRTGEN GROUP for efficient fleet, service and process management worldwide.				
Screed Options				
Operating Instructions, Screed				
Operating Instructions for Screed, American	Standard	V951_US	USD	0.00
Operating Instructions for Screed, German		V951_DE	USD	0.00
Operating Instructions for Screed, English		V951_EN	USD	0.00
Measuring sensors, screed				
Display of vibration speed		V120_20AB_02	USD	591.00
Extending unit, right side				
Extending unit without berm, right	Standard	V103_20AB_00	USD	0.00
Berme 305 mm (12"), RH		V103_20AB_01	USD	3,806.00
Berme 457 mm (18"), RH		V103_20AB_02	USD	4,706.00
Berme 610 mm (24"),RH		V103_20AB_03	USD	5,683.00
Extending unit without berm, right		V103_20AB_04	USD	0.00
Extending unit, left side				
Extending unit without berm, left	Standard	V104_20AB_00	USD	0.00
Berme 305 mm (12"), LH		V104_20AB_01	USD	3,806.00
Berme 457 mm (18"), LH		V104_20AB_02	USD	4,706.00
Berme 610 mm (24"), LH		V104_20AB_03	USD	5,683.00
Extending unit without berm, left		V104_20AB_04	USD	0.00
Power supply; required for berm option				
Power supply; required for berm option		V113_20AB_01	USD	1,736.00
Heating rod for end gate ski				
Heating rod for end gate ski		V131_20AB_01	USD	939.00
System for Paving Width Reduction				

Cut-off shoes, 6 in., 2 pieces		V141_20AB_01	USD	591.00
Cut-off shoes, 6 in., 4 pieces		V141_20AB_02	USD	1,029.00
Cut-off shoes, 6 in., 6 pieces		V141_20AB_03	USD	1,453.00
Cut-off shoes, 6 in., 8 pieces		V141_20AB_04	USD	1,877.00
<b>Angle of attack adjustment</b>				
Angle of attack adjustment, counterclockwise to increase mat thickness	<b>Standard</b>	V150_20AB_01	USD	0.00
Angle of attack adjustment, clockwise to increase mat thickness		V150_20AB_02	USD	0.00
Date: 3/5/2019				

## Price list

# SUPER 2003-3i (4f) / VR 600-2 V Extending Screed

### Scope of supply – basic machine

#### Drive Unit

- Liquid-cooled Cummins 6-cylinder diesel engine, QSB6.7-C240, 240 hp (179kW) at 2,000rpm
- Engine complies with the applicable exhaust emission standards of the European Union (COM) 4 and USA (EPA) Tier 4f
- Electronic engine management

#### Undercarriage

- Hydrostatic traction drive (separate drives for powered wheels) with electronic traction control
- 4 front wheels of solid elastic rubber, 540/300-390, mounted on bogies
- 2 powered wheels with tubeless tyres 445/95 R25
- Extremely small outside turning radius to not more than 18 ft. 4 in. (5.6 m) with "Pivot Steer"
- Service brake (multiple-disk brake, hydraulically pressurized) and hydraulically actuated parking brake

#### Material Feed, Conveyors and Augers

- Wide push-rollers, oscillating, can be displaced forwards by 3 in. (75 mm) or 6 in. (150 mm)
- 16.5 tons (15 tonnes) material hopper
- Hopper apron hydraulically operated
- 4 separate hydraulic drives for conveyors and augers
- Mechanical sensors for controlling the conveyors, conveyors can briefly be reversed
- Sonic sensors for controlling the augers
- Augers reversible and hydraulically adjustable in height, complete with limiting plates for auger tunnel and bracing
- Manual auger override
- Automatic filling function for the auger tunnel during breaks in paving
- 3 left hand and 3 right hand 1 ft. (30.5 cm) stackable augers for a total of 6 ft. of augers

#### Electrical System

- On-board voltage 24V

#### Screed Heating

- Three-phase AC generator, oil-cooled with electronic generator management
- Screed is also heated when diesel engine is running at idle
- Screed heating with electronic temperature control

#### Operator's Platform

- 2 comfortable heated operator's seats, can be pivoted outwards
- Operator's seats and console can be easily and conveniently adjusted for ergonomic working
- Modular ErgoPlus paver operator's console; large high-contrast colour display ensures easy operation and monitoring of paver functions
- 2 ErgoPlus screed consoles for the right and left-hand screed sides, with colour display for setting up and monitoring paver and screed functions

#### Miscellaneous

- Centralized lubrication system for tractor unit with electronic level indication on the display
- Machine documentation
- Crown is set hydraulically

### Total price of basic configuration

Bolt-on extension	Pave width	Generator		Price
<b>SUPER 2003-3i (4f) / VR 600-2 V Extending Screed</b>				
Without bolt-on extensions	6.000	Generator, standard power output	<b>USD</b>	<b>501,726.00</b>
Bolt-on extensions, 2 x 2 ft. 2 in.	7.300	Generator, standard power output	<b>USD</b>	<b>522,343.00</b>

Basic Configuration				
Country of operation				
Country of operation United States	Standard	VE LAND_US	USD	0.00
Operator's Stand				
Operator's stand				
Operator's stand without hardtop	Standard	V600_0975_00	USD	0.00
Hardtop with sunshades, VÖGELE design		V600_0975_01	USD	10,890.00
Logo on hardtop				
VÖGELE logo, standard		V603_01	USD	0.00
Rear-view mirrors				
Rearview mirror, 2 pieces, paver without hardtop		V606_0975_01	USD	990.00
Rearview mirror, 2 pieces, paver with hardtop		V606_0975_02	USD	990.00
Comfort functions				
Basic Package, without AutoSet	Standard	V212_0975_01	USD	0.00
Electrical System				
Working lights				
Working lights, halogen	Standard	V505_0975_01	USD	-3,279.00
Working lights, LED		V505_0975_03	USD	0.00
Extra working light				
Working Light for Auger Tunnel, 1 piece	Standard	V506_0975_01	USD	-180.00
Working light for auger tunnel, 2 pieces		V506_0975_02	USD	0.00
Power outlet				
Socket outlet 12 V, 2 pieces	Standard	V510_0975_02	USD	0.00
Socket outlet 24 V, 2 pieces		V510_0975_03	USD	-296.00
Power outlet				
NEMA power outlet, 120 V, speed independent, 1 piece		V512_0975_01	USD	7,933.00
Rotary beacon				
All-round beacon, 1 piece, paver without hardtop	Standard	V515_0975_01	USD	0.00
All-round beacon, paver with hardtop		V515_0975_02	USD	759.00
Reverse beeper				
Reverse beeper, acoustic	Standard	V516_0975_01	USD	0.00
Material Transport				
Power Tunnel				
Power Tunnel		V313_0975_01	USD	7,290.00
Material transport				
Material transport; standard	Standard	V320_0975_01	USD	0.00
Heavy-duty kit		V320_0975_02	USD	6,030.00
Push-rollers				
Push-rollers	Standard	V323_0975_01	USD	0.00
Truck Hitch		V323_0975_03	USD	7,277.00

Grade And Slope Control				
Automatic grade and slope control				
NIVELTRONIC Plus	Standard	V650_0975_01	USD	0.00
Slope Sensor				
Slope Sensor	Standard	V670_0975_01	USD	0.00
Bracket for grade sensor				
Bracket for grade sensor, 1 piece		V684_0975_01	USD	1,530.00
For attachment of a mechanical or sonic grade sensor.				
Bracket for grade sensor, 2 pieces		V684_0975_02	USD	3,073.00
Bracket for grade sensor at VF screed, 1 piece		V684_0975_03	USD	591.00
For attachment of a mechanical or sonic grade sensor.				
Bracket for grade sensor at VF screed, 2 pieces		V684_0975_04	USD	1,170.00
Bracket, attachment of grade sensor to screed arm				
Bracket, Attachment of Grade Sensor to Screed Arm, 1 piece		V686_0975_01	USD	553.00
Brackets, Attachment of Grade Sensor to Screed Arm, 2 pieces		V686_0975_02	USD	1,093.00
Variable mechanical grade sensor				
Variable mechanical grade sensor (Dash 3), 1 unit		V680_0975_01	USD	4,256.00
Variable mechanical grade sensor (Dash 3), 2 units		V680_0975_02	USD	8,511.00
Ski 6 ft. 7 in.				
Ski 2m, 1 piece		V689_0975_01	USD	167.00
Ski 2m, 2 pieces		V689_0975_02	USD	347.00
Single-Cell Sonic Sensor				
Single-cell sonic sensor, 1 piece		V681_0975_03	USD	4,474.00
Single-cell sonic sensor, 2 pieces		V681_0975_04	USD	8,949.00
Multi-Cell Sonic Sensor (CAN/Analog)				
Multi-cell sonic sensor (Dash 3), 1 unit		V683_0975_03	USD	5,400.00
Multi-cell sonic sensor (Dash 3), 2 units		V683_0975_04	USD	10,800.00
Big MultiPlex Ski				
Big MultiPlex Ski, 1 piece		V688_0975_03	USD	28,479.00
Big MultiPlex Ski, 2 pieces		V688_0975_04	USD	56,957.00
Big MultiPlex Ski, electronic				
Big MultiPlex Ski, electronic		V687_0975_01	USD	16,547.00
Tractor Unit / Screed Interface				
Screed lock				
Screed lock, manual	Standard	V400_0975_01	USD	-1,273.00
Screed lock, hydraulic		V400_0975_02	USD	0.00
Screed Arm Guidance				
Standard Guide for Screed Arm	Standard	V405_0975_01	USD	0.00
Guide rollers for screed arm		V405_0975_02	USD	1,221.00

Screed Assist				
Screed Assist	Standard	V420_0975_01	USD	0.00
ErgoPlus 3 screed remote controls				
ErgoPlus 3 screed remote controls		V438_0975_01	USD	1,157.00
Others				
Low-emissions package				
EcoPlus low-emissions package	Standard	V202_0975_03	USD	0.00
Traction drive				
Traction drive (6x4)	Standard	V215_0975_02	USD	0.00
Traction drive (6x6)		V215_0975_03	USD	9,964.00
Hydraulic oil				
Hydraulic system filled with mineral oil	Standard	V700_01	USD	0.00
Washdown system				
Washdown system with tank and hose reel	Standard	V705_0975_01	USD	0.00
Tools				
Tools		V715_0975_01	USD	553.00
Warning labels				
Warning labels, USA	Standard	V725_0975_02	USD	0.00
Packing				
Packing for transport by sea	Standard	V730_02	USD	0.00
Paint finish				
Paint finish, standard VÖGELE Green	Standard	V800_01	USD	0.00
Logo on material hopper				
Logo on material hopper, white	Standard	V818_01	USD	0.00
Grease filling, lubrication system				
Adapter for connecting grease gun		V720_0975_01	USD	823.00
Ventilation system				
Ventilation system	Standard	V907_01	USD	0.00
Operating Manual				
Operating Instructions, American	Standard	V950_US	USD	0.00
Operating Instructions, English	Standard	V950_EN	USD	0.00
Parts and More				
Parts & More, English	Standard	V956_EN	USD	0.00
Parts & More, French		V956_FR	USD	0.00
Maintenance kit				
Maintenance kit, 50 service hours		V734_0975_01	USD	296.00
Maintenance kit, 500 service hours		V734_0975_05	USD	386.00
Maintenance kit, 1,000 service hours		V734_0975_06	USD	707.00



WITOS FleetView Telematics System				
WITOS FleetView telematics system including 3-year operating period	Standard	V777_0975_01	USD	0.00
WITOS FleetView Telematics System. Includes the WITOS TCU control unit and a hybrid antenna (Quadband-GSM, GPS). Includes maintenance fee for the first 3 years after machine goes into service for the first time. (Can be extended after expiry.)				
WIRTGEN GROUP Telematics and On-Site Solutions (WITOS) is the intelligent telematics system from the WIRTGEN GROUP for efficient fleet, service and process management worldwide.				
Screed Options				
Operating Instructions, Screed				
Operating Instructions for Screed, American	Standard	V951_US	USD	0.00
Operating Instructions for Screed, German		V951_DE	USD	0.00
Operating Instructions for Screed, English		V951_EN	USD	0.00
Monitoring system for screed heating				
Without Monitoring System for Screed Heating	Standard	V110_18AB_00	USD	0.00
Monitoring of heating rods		V110_18AB_01	USD	6,094.00
Measuring sensors, screed				
Display of vibration speed		V120_18AB_02	USD	591.00
Heating rod for end gate ski				
Heating rod for end gate ski		V131_18AB_01	USD	1,080.00
Edger plates				
Edger plate, 52°, 1 in., 2 pieces		V132_18AB_01	USD	1,067.00
Edger plate, 52°, 2 in., 2 pieces		V132_18AB_02	USD	1,311.00
Heating rod for edger plate, 2 pieces		V134_18AB	USD	874.00
Angle of attack adjustment				
Angle of attack adjustment, counterclockwise to increase mat thickness	Standard	V150_18AB_01	USD	0.00
Angle of attack adjustment, clockwise to increase mat thickness		V150_18AB_02	USD	0.00
Date: 3/5/2019				

**Price list****SUPER 700-3i (4f) / AB 220 V Extending  
Screed****Scope of supply – basic machine****Drive Unit**

- Liquid-cooled Deutz diesel engine, TCD 2.9 L4, 55.4kW at 2,200 rpm
- Engine complies with the applicable exhaust emission standards of the European Union (COM) 4 and USA (EPA) Tier 4f
- Electronic engine management with ECO mode and variable-speed fan

**Undercarriage**

- Hydrostatic traction drive, closed circuit
- Crawler tracks with rubber pads, ground contact 1500 x 180mm
- Low-maintenance multiple-disk brakes, lock on automatically without oil pressure

**Material Feed, Conveyor and Augers**

- Push-rollers, oscillating, can be displaced forwards by 100mm and folded inwards to the basic width together with the hopper sides
- Hopper capacity 5.8 tonnes, feed height 500mm
- Hopper sides can be folded individually
- 3 separate hydraulic drives for conveyor and augers
- Mechanical sensor for controlling the conveyor
- Conveyor can briefly be reversed
- Augers can be reversed and adjusted in height
- Manual auger override
- Automatic filling of auger tunnel during breaks in paving

**Electrical System**

- On-board voltage 24V
- 4 working lights 24V, two at front, two at rear

**Screed Heating**

- Three-phase AC generator with generator management
- Screed is also heated when diesel engine is running at idle

**Operator's Platform**

- Ergonomically designed operator's workplace; operator stands on the walkway behind the screed, with additional fold-down step for elevated operator position
- Paver operator's ErgoBasic console
- 2 ErgoBasic remote control units for the screeds on the right and left-hand sides

**Miscellaneous**

- Machine documentation

Total price of basic configuration				
Bolt-on extension	Pave width	Generator		Price
SUPER 700-3i (4f) / AB 220 V Extending Screed				
Without bolt-on extensions	2.200	Generator, standard power output	USD	185,583.00
Bolt-on extensions, 2 x 10 in.	2.700	Generator, standard power output	USD	189,746.00
Bolt-on extensions, 2 x 1 ft. 8 in.	3.200	Generator, standard power output	USD	195,386.00
Basic Configuration				
Country of operation				
Country of operation United States	Standard	VE_LAND_US	USD	0.00
Operator's Stand				
Operator's stand				
Operator's stand, standard	Standard	V604_0890_01	USD	0.00
Electrical System				
Rotary beacon				
Rotary beacon, 1 piece	Standard	V515_0890_01	USD	0.00
Reverse beeper				
Reverse beeper, acoustic	Standard	V516_0890_01	USD	0.00
Material Transport				
Material hopper				
Hopper wing, standard	Standard	V302_0890_01	USD	0.00
Auger control				
Sensor for auger control, mechanical	Standard	V305_0890_01	USD	-3,277.00
Sensor for auger control, sonic, 2 pieces		V305_0890_02	USD	0.00
Auger Height Adjustment				
Auger Height Adjustment, Manual	Standard	V306_0890_01	USD	0.00
Limiting plates for auger tunnel				
Limiting plates for auger tunnel, hinged, 2 pieces	Standard	V311_0890_01	USD	0.00
Mirror, material hopper				
Mirror, view of material hopper		V330_0890_01	USD	175.00
Grade And Slope Control				
Automatic grade and slope control				
Niveltronic Basic	Standard	V650_0890_01	USD	0.00
Niveltronic Basic offers the full range of critical functions for grade and slope control. Niveltronic Basic can be combined with different mechanical and acoustic sensors, as well as a laser receiver.(Requires at least 1x optional remote control unit.)				
Remote control unit				
Remote control unit for Niveltronic Basic, 2 units		V651_0890_02	USD	3,975.00

<b>Slope Sensor</b>				
Slope Sensor		<b>V670_0890_01</b>	<b>USD</b>	<b>2,081.00</b>
<b>Bracket for grade sensor</b>				
Bracket for grade sensor, 1 piece		<b>V684_0890_01</b>	<b>USD</b>	<b>1,276.00</b>
<i>For attachment of a mechanical or sonic grade sensor.</i>				
Bracket for grade sensor, 2 pieces		<b>V684_0890_02</b>	<b>USD</b>	<b>2,551.00</b>
<b>Mechanical grade sensor</b>				
Variable mechanical grade sensor (Dash 3), 1 unit		<b>V680_0890_01</b>	<b>USD</b>	<b>4,445.00</b>
Variable mechanical grade sensor (Dash 3), 2 units		<b>V680_0890_02</b>	<b>USD</b>	<b>8,890.00</b>
<b>Ski 6 ft. 7 in.</b>				
Ski 2m, 1 piece		<b>V689_01</b>	<b>USD</b>	<b>175.00</b>
Ski 2m, 2 pieces		<b>V689_02</b>	<b>USD</b>	<b>363.00</b>
<b>Single-Cell Sonic Sensor</b>				
Single-cell sonic sensor, 1 piece		<b>V681_0890_01</b>	<b>USD</b>	<b>4,740.00</b>
Single-cell sonic sensor, 2 pieces		<b>V681_0890_02</b>	<b>USD</b>	<b>9,481.00</b>
<b>Multi-Cell Sonic Sensor (CAN/Analog)</b>				
Multi-cell sonic sensor (Dash 3), 1 unit		<b>V683_0890_01</b>	<b>USD</b>	<b>5,640.00</b>
Multi-cell sonic sensor (Dash 3), 2 units		<b>V683_0890_02</b>	<b>USD</b>	<b>11,280.00</b>
<b>Laser receiver, including mast</b>				
Laser receiver, including mast, 1 piece		<b>V685_0890_01</b>	<b>USD</b>	<b>10,340.00</b>
Laser receiver, including mast, 2 pieces		<b>V685_0890_02</b>	<b>USD</b>	<b>20,680.00</b>
<b>Others</b>				
<b>Hydraulic oil</b>				
Hydraulic system filled with mineral oil	<b>Standard</b>	<b>V700_01</b>	<b>USD</b>	<b>0.00</b>
Hydraulic system filled with biodegradable oil (Panolin)		<b>V700_02</b>	<b>USD</b>	<b>3,612.00</b>
<b>Washdown system</b>				
Washdown system with tank and hose reel		<b>V705_0890_01</b>	<b>USD</b>	<b>3,397.00</b>
<b>Spray gun</b>				
Spray gun	<b>Standard</b>	<b>V707_01</b>	<b>USD</b>	<b>0.00</b>
<b>Tools</b>				
Tools		<b>V715_01</b>	<b>USD</b>	<b>577.00</b>
<b>Warning labels</b>				
Warning labels, standard	<b>Standard</b>	<b>V725_0890_05</b>	<b>USD</b>	<b>0.00</b>
Warning labels, USA		<b>V725_0890_06</b>	<b>USD</b>	<b>0.00</b>
<b>Packing</b>				
Packing for transport by sea	<b>Standard</b>	<b>V730_02</b>	<b>USD</b>	<b>0.00</b>
<b>Paint finish</b>				
Paint finish, standard VÖGELE Green	<b>Standard</b>	<b>V800_01</b>	<b>USD</b>	<b>0.00</b>

Logo on material hopper				
Logo on material hopper, white	Standard	V818_01	USD	0.00
Operating Manual				
Operating Instructions, American	Standard	V950_US	USD	0.00
Operating Instructions, French		V950_FR	USD	0.00
Parts and More				
Parts & More, English	Standard	V956_EN	USD	0.00
Parts & More, French		V956_FR	USD	0.00
Maintenance kit				
Maintenance kit, 50 service hours		V734_0890_01	USD	282.00
Maintenance kit, 500 service hours		V734_0890_02	USD	148.00
Maintenance kit, 1,000 service hours		V734_0890_03	USD	631.00
WITOS FleetView Telematics System				
WITOS FleetView telematics system including 3-year operating period	Standard	V777_01	USD	0.00
WITOS FleetView Telematics System. Includes the WITOS TCU control unit and a hybrid antenna (Quadband-GSM, GPS). Includes maintenance fee for the first 3 years after machine goes into service for the first time. (Can be extended after expiry.)				
WIRTGEN GROUP Telematics and On-Site Solutions (WITOS) is the intelligent telematics system from the WIRTGEN GROUP for efficient fleet, service and process management worldwide.				
Screed Options				
Operating Instructions, Screed				
Operating Instructions for Screed, American	Standard	V951_US	USD	0.00
Operating Instructions for Screed, French		V951_FR	USD	0.00
Bevel irons and end gate skis				
Edger plate, 45°, 2 pieces		V132_28AB_01	USD	900.00
End gate ski (90°), 2 pieces		V132_28AB_02	USD	1,168.00
End gate ski (90°), heated, 2 pieces		V132_28AB_03	USD	2,162.00
System for Paving Width Reduction				
Reduction in width		V140_28AB_01	USD	1,571.00
Date: 3/5/2019				

## Price list

### SP 15i

#### Scope of supply – basic machine

- Engine: 4-CYLINDER DIESEL ENGINE TYPE DEUTZ TCD 4.1 L4
- Rated power at 2,100 r.p.m.: 95 kW / 127.4 HP / 129.2 PS
- Exhaust standard: EU Stage 4 / US Tier 4f

#### MAIN FRAME

- Sturdy machine frame for accommodating two track units at the front and one track unit at the rear

#### DRIVE UNIT AND HYDRAULIC SYSTEM

- 58 gal / 220 l fuel tank
- 58 gal / 220 l hydraulic oil tank
- Electrical system (24 V)
- Pressure-and-flow-controlled hydraulic pump in the open circuit for driving the track units
- Pressure-and-flow-controlled hydraulic pump in the open circuit for driving the hydraulic or electric vibrators
- Pressure-controlled hydraulic pump in the open circuit for all cylinder functions
- Proportionally controlled hydraulic pump, closed circuit, for driving the auger conveyor or belt conveyor
- Digital control system with LCD display providing the operator with all pertinent information and allowing parameter settings, e.g. free choice of languages (D / GB / F / E / NL), to be made via a menu.
- Proportional electrohydraulic levelling and steering by means of a PLC system including two leveling sensors, two steering sensors and one slope sensor
- Sensor mounting brackets, adjustable in height and range

#### ADVANCE DRIVE

- Three hydraulically driven track units, 4 ft 5 in / 1.34 m long; gear ratio 1:42; including towing device
- Continuously adjustable paving speed from 0 to 49 ft / min / 15 m / min
- Continuously adjustable transport speed from 0 to 115 ft / min / 35 m / min
- Three hydraulic leveling cylinders with a stroke of 3 ft 3 in / 1.00 m
- The rear track unit can be moved along the rear suspension in order to select the most favourable position for the particular application

#### SUSPENSION FOR MOULDS ATTACHED TO THE SIDE

- The offset paving moulds can be mounted on the left or right side of the machine
- The mould mount can be telescoped outwards by 2 ft 3 in / 0.70 m per side

#### MISCELLANEOUS

- Water tank with 42 gal / 160 l capacity and additional water tank with 76 gal / 290 l capacity
- Pre-fitting for installing the WITOS FleetView control unit

- European design type certification, EuroTest mark and CE conformity

**List price ex subsidiary Wirtgen America** **USD** **297,377.00**

#### Mandatory Options

##### Paint

Painting in cream RAL 9001 with orange stripes. The complete lower part of the machine is painted in slate grey RAL 7015.	<b>Standard</b>	<b>2229554</b>	<b>USD</b>	<b>0.00</b>
Monocolor special painting. Cream white color is replaced by a special color (RAL according to customer). The complete lower part of the machine is painted in slate grey RAL 7015.	<b>Option</b>	<b>2229556</b>	<b>USD</b>	<b>1,425.00</b>
Two-color special painting. Cream color is replaced by two special colors (each RAL acc. to customer request). The complete lower part of the machine is painted in slate gray RAL 7015.	<b>Option</b>	<b>2229557</b>	<b>USD</b>	<b>8,224.00</b>
Multi-color special painting. Cream color is replaced by a maximum of two special colors (RAL acc. to customer request). In addition, the lower part of the machine is painted in one special color (RAL acc. to customer request).	<b>Option</b>	<b>2229558</b>	<b>USD</b>	<b>23,180.00</b>

##### Technical documentation

Technical documentation - North America country version (US)	<b>Standard</b>	<b>2456347</b>	<b>USD</b>	<b>0.00</b>
--	-----------------	----------------	------------	-------------

##### Service documentation

Spare part and application documentation English (EN)	<b>Standard</b>	<b>2456404</b>	<b>USD</b>	<b>0.00</b>
---	-----------------	----------------	------------	-------------

##### Warranty

Standard warranty 12 months or 1000 engine operational hours	<b>Standard</b>	<b>100772</b>	<b>USD</b>	<b>0.00</b>
--	-----------------	---------------	------------	-------------

##### Telematics

WITOS FleetView includes a control unit (TCU) with a GPS receiver and the usage rights for the web application WITOS FleetView. The web access function offers a compact overview of the machine status including consumption data, working times, position data, error messages and service intervals. (The actual amount of data available depends on the machine type). The availability of WITOS FleetView is guaranteed for 3 years from the date of delivery.	<b>Standard</b>	<b>2483436</b>	<b>USD</b>	<b>0.00</b>
---	-----------------	----------------	------------	-------------

##### Trimmer

Trimmer for creating a datum surface before using offset molds. Basic width 2 ft / 0.60 m for mounting on left, material transport to the inside. Diameter 1 ft 8 in / 0.50 m, max. trim depth approx. 0.10 m with	<b>Standard</b>	<b>2133789</b>	<b>USD</b>	<b>0.00</b>
--	-----------------	----------------	------------	-------------

##### Crawler units

Two pivoting front track units (parallelogram arms). The parallelogram arm makes it possible to slew the front track units by 7 in / 180 mm inwards each as well as 2 ft 3 in / 680 mm outwards each	<b>Standard</b>	<b>2133798</b>	<b>USD</b>	<b>0.00</b>
--	-----------------	----------------	------------	-------------

<b>Crawler units</b>				
Three track units fitted with polyurethane track pads	<b>Standard</b>	<b>2487561</b>	<b>USD</b>	<b>0.00</b>
<b>Machine lighting</b>				
Lighting system consisting of 3 halogen working lights 24 V for illuminating the working area. The light output is approx. 1750 lumens per headlight. For protection against theft, installation is by plug-in tube masts on each of the track units.	<b>Standard</b>	<b>2152687</b>	<b>USD</b>	<b>0.00</b>
High-performance lighting system consisting of 3 LED working lights 24 V for optimum illumination of the working area. Extremely bright light, shock-resistant and durable. The light output is approx. 3000 lumens per headlight. For protection against theft, installation is by plug-in tube masts on the track units.	<b>Option</b>	<b>2342924</b>	<b>USD</b>	<b>1,737.00</b>
<b>Vibration</b>				
Hydraulic vibrator drive for up to 5 vibrators	<b>Standard</b>	<b>2133795</b>	<b>USD</b>	<b>0.00</b>
Hydraulic vibrator, straight	<b>Option</b>	<b>75721</b>	<b>USD</b>	<b>1,294.00</b>
Hydraulic vibrator, bent	<b>Option</b>	<b>75722</b>	<b>USD</b>	<b>1,294.00</b>
<b>Concrete compacting</b>				
Model without vibrator	<b>Standard</b>	<b>2302880</b>	<b>USD</b>	<b>0.00</b>
<b>Concrete feeding</b>				
Belt conveyor 16 ft 1 in / 4.90 m x 2 ft / 0.60 m, with reversible hydraulic drive. Permits lateral turning hydraulically, setting of the pitch angle and traversing in the lengthways direction	<b>Standard</b>	<b>2131799</b>	<b>USD</b>	<b>0.00</b>
Belt conveyor 18 ft 1 in / 5.50 m x 2 ft / 0.60 m in folding design with reversible hydraulic drive. Permits lateral turning hydraulically, setting of the pitch angle and traversing in the lengthways direction as well as the folding procedure.	<b>Option</b>	<b>2152901</b>	<b>USD</b>	<b>17,073.00</b>
Charging auger 15 ft 1 in x 1 ft 4 in with reversible hydraulic drive. Permits lateral turning hydraulically, setting of the pitch angle and traversing in the lengthways direction	<b>Option</b>	<b>2131802</b>	<b>USD</b>	<b>5,809.00</b>
<b>Concrete feeding</b>				
Steel chute for guiding the concrete from the conveyor/auger into the funnel of the offset molds. Attachment option both on the conveyor belt, folding conveyor belt and on the charging auger	<b>Standard</b>	<b>2153567</b>	<b>USD</b>	<b>0.00</b>
Chute consisting of a steel flange and a rubber hose extension for guiding the concrete from the conveyor/auger into the funnel of the offset molds. Attachment option both on the conveyor belt, folding conveyor belt and on the charging auger	<b>Option</b>	<b>2153568</b>	<b>USD</b>	<b>434.00</b>
<b>Concrete molding</b>				
Model without offset molds	<b>Standard</b>	<b>2094303</b>	<b>USD</b>	<b>0.00</b>
Hopper for C&G mold	<b>Option</b>	<b>2150660</b>	<b>USD</b>	<b>2,382.00</b>



Equipment Options				
Chassis options				
Hydraulic positioning feature for the rear track unit out of the middle position by 2 ft 3 in / 0.675 m to the left or right	Standard	2133804	USD	0.00
Equipment operator's platform				
Umbrella for operator's platform	Standard	2153566	USD	0.00
Trimmer equipment				
Trimmer - extension, 8 in wide, for mounting on the left side	Option	2139662	USD	3,257.00
Trimmer - extension, 1 ft 4 in wide, for mounting on the left side	Standard	2139663	USD	0.00
Water system				
Hydraulically operated high-pressure cleaner for connection to the 510 l water tank.	Standard	2133815	USD	0.00
Leveling				
Two slab tracers for one-sided height scanning of existing reference surfaces	Option	87923	USD	529.00
Third height and steering sensor for tight radii, incl. suspension and changeover box	Standard	2134423	USD	0.00
Leveling				
The 3D leveling pre-fitting includes the mechanical and electrical components needed to use a 3D leveling system. Please specify 3D system manufacturer. (Price without startup on the construction site).	Option	2144823	USD	12,391.00
Wirtgen AutoPilot				
AutoPilot 2.0 is a satellite-based navigation system for offset applications. It controls the steering, height and lateral tilt of the machine fully automatically and allows concrete profiles to be paved without stringlines. It does not require a digital terrain model to be created in advance, but is rather created by the user directly on the construction site using the corresponding rover, taking into account constraint points such as water inlets, hydrants, etc. The rover is an intelligent surveying tool that can record, save and edit position data. The objects created are stored on the corresponding tablet computer, which is then mounted on the machine without any further data transmission and provides the machine with the control data. The system is operated in combination with a laser receiver, an ultrasonic sensor, a slab tracer or a total station (tachymeter) for precise height control. Radio frequency: 868 - 870 MHz (e.g. for Europe). Note that application with reduced satellite reception (e.g. in tree-lined avenues, inner-city areas or tunnel constructions) is only possible	Option	2618721	USD	65,061.00

AutoPilot 2.0 is a satellite-based navigation system for offset applications. It controls the steering, height and lateral tilt of the machine fully automatically and allows concrete profiles to be paved without stringlines. It does not require a digital terrain model to be created in advance, but is rather created by the user directly on the construction site using the corresponding rover, taking into account constraint points such as water inlets, hydrants, etc. The rover is an intelligent surveying tool that can record, save and edit position data. The objects created are stored on the corresponding tablet computer, which is then mounted on the machine without any further data transmission and provides the machine with the control data. The system is operated in combination with a laser receiver, an ultrasonic sensor, a slab tracer or a total station (tachymeter) for precise height control. Radio frequency: 902 - 928 MHz (e.g. for USA). Note that application with reduced satellite reception (e.g. in tree-lined avenues, inner-city areas or tunnel constructions) is only possible with	Option	2618722	USD	65,061.00
Purchasing the AutoPilot System 2.0 requires additional customer training. This is charged separately. The requirement for training must be defined more precisely and depends on previous knowledge. Costs can be arranged on request after clarifying the requirements beforehand.	Option	2680909	USD	0.00
<b>Wirtgen AutoPilot</b>				
Self-leveling rotation laser. Wavelength 635 nm (invisible) with 10 rotations per second (for use in combination with a laser receiver).	Option	2201314	USD	5,551.00
Proportional laser receiver for use in combination with a rotation laser with 468.4 ft pds / 635 nm and at least 10 rotations/second. Measuring range 24 in / 60 cm. Receiver including terminals for connecting to the sensor holder of the AutoPilot. The measuring radius of the laser to laser receiver combination is approx. 328 ft 1 in / 100 m.	Option	2201316	USD	10,314.00
Ultrasonic sensor for proximity-type scanning on a homogeneous sub-base. The sensor has 6 individual transponders which perform automatic temperature compensation and averaging for scanning uneven ground or detecting obstacles. The minimum distance from the sub-base is 8 in / 0.20 m, the maximum distance is 3 ft 3 in / 1.00 m.	Option	2201318	USD	4,356.00
Expansion to the elevation control options of the AutoPilot 2.0 with the total station Leica iCON robot 50 – The fully automatic and intuitively operated total station for maximum flexibility with maximum accuracy (0.04 in / 1 mm). The vertically unlimited measuring range has a radius of 656 ft 2 in / 200 m for concrete paving without interruption. The equipment allows precise on-site operation even under difficult weather conditions. Contains the Leica total station incl. tripod, battery and charger, radio transmitter, radio receiver, stand and a 360 degree prism.	Option	2655154	USD	38,624.00

Additional tablet computer used to create the digital stringline and to inspect the objects that have already been concreted. The tablet can also be used as a replacement for the machine. Including all necessary equipment and a robust splash-proof case to safely store the materials.	<b>Option</b>	<b>2657472</b>	<b>USD</b>	<b>7,546.00</b>
<b>Other devices</b>				
Large, spacious storage compartment for storing tools at the rear of the machine instead of the standard storage compartment.	<b>Standard</b>	<b>2553350</b>	<b>USD</b>	<b>0.00</b>
<b>Mold offset</b>				
One set of hydraulic components for telescoping the offset mould mount on left or right by 2 ft 4 in / 0.70 m	<b>Standard</b>	<b>2134425</b>	<b>USD</b>	<b>0.00</b>
Height-adjustable mould mount with 1 ft 4 in / 0.40 m lift for split offset mold	<b>Standard</b>	<b>2134062</b>	<b>USD</b>	<b>0.00</b>
Hydraulically operated quick-change system for connecting an EV offset mold to the machine.	<b>Standard</b>	<b>2134064</b>	<b>USD</b>	<b>0.00</b>
Additional adapter plate for quick-change system. Required for equipping any troughs with the quick-change system.	<b>Option</b>	<b>2342927</b>	<b>USD</b>	<b>1,208.00</b>
Hydraulically operated quick-change system for connecting an AV offset mold to the machine.	<b>Option</b>	<b>2668513</b>	<b>USD</b>	<b>3,149.00</b>
<b>Documentation</b>				
Additional set of technical documentation - North America country version (US)	<b>Option</b>		<b>USD</b>	<b>81.00</b>

<sup>1</sup>Option must be ordered from headquarters.

Date: 3/8/2019

## Price list

### SP 25i

#### Scope of supply – basic machine

- Engine station, chassis rear section and telescoping chassis front section in driving direction and three track units
- Diesel engine: DEUTZ TCD 4.1 L4 with 4 cylinders
- Rated power at 2,100 r.p.m.: 115 kW / 154 HP / 156 PS
- Exhaust standard: EU Stage 4 / US Tier 4f

#### MAIN FRAME

- Stable machine frame for attaching two track units at the rear and one or two track units at the front
- Extendable by 2 ft 3 in / 0.70 m in length, in order to allow the machine to adapt to conditions on the construction site or to allow a trimmer set to be fitted.
- Extendable in width by 2 ft 4 in / 0.715 m hydraulically in the area of each rear crawler unit by one or both track units moving out, therefore either the machine stability is improved in the offset process when paving certain profiles, or the machine can be equipped with molds between the rear track units for a working width up to 8 ft 2 in / 2.5 m.

#### DRIVE UNIT AND HYDRAULIC SYSTEM

- 99 gal / 375 l fuel tank.
- 66 gal / 250 l hydraulic oil tank
- Electrical system (24 V)
- Hydraulic pump system
- A hydraulic pump controlled by pressure and delivery flow, open circuit, for driving the hydraulic or electrical vibrators or for driving the track units in 2nd gear.
- A pressure-controlled hydraulic pump, open circuit, for all cylinder functions.
- Proportionally controlled hydraulic pump, closed circuit, for driving the auger conveyor or belt conveyor
- Digital control system with LCD display providing the operator with all pertinent information and allowing parameter settings, e.g. free choice of languages (D / GB / F / E / NL), to be made via a menu.
- Proportional electrohydraulic levelling and steering by means of a PLC system including two leveling sensors, two steering sensors and one slope sensor
- Sensor mounting brackets, adjustable in height and range

#### ADVANCE DRIVE

- Hydraulically driven track units, 5 ft 1 in / 1.56 m long, gear ratio 1:122, including towing device
- Continuously adjustable paving speed from 0 to 49 ft / min / 15 m / min
- Continuously adjustable transport speed from 0 to 115 ft / min / 35 m / min
- Hydraulic levelling cylinders with a stroke of 4 ft 1 in / 1.25 m

**SUSPENSION FOR MOULDS ATTACHED TO THE SIDE**

- The offset paving moulds can be mounted on the left or right side of the machine

**MISCELLANEOUS**

- Pre-fitting for installing the WITOS FleetView control unit
- European design type certification, EuroTest mark and CE conformity

**List price ex subsidiary Wirtgen America****USD 375,236.00****Mandatory Options****Paint**

Painting in cream RAL 9001 with orange stripes. The complete lower part of the machine is painted in slate grey RAL 7015.	<b>Standard</b>	<b>2229555</b>	<b>USD</b>	<b>0.00</b>
Monocolor special painting. Cream white color is replaced by a special color (RAL according to customer). The complete lower part of the machine is painted in slate grey RAL 7015.	<b>Option</b>	<b>2229559</b>	<b>USD</b>	<b>1,425.00</b>
Two-color special painting. Cream color is replaced by two special colors (each RAL acc. to customer request). The complete lower part of the machine is painted in slate gray RAL 7015.	<b>Option</b>	<b>2229560</b>	<b>USD</b>	<b>8,224.00</b>
Multi-color special painting. Cream color is replaced by a maximum of two special colors (RAL acc. to customer request). In addition, the lower part of the machine is painted in one special color (RAL acc. to customer request).	<b>Option</b>	<b>2229561</b>	<b>USD</b>	<b>23,180.00</b>

**Technical documentation**

Technical documentation - North America country version (US)	<b>Standard</b>	<b>2456347</b>	<b>USD</b>	<b>0.00</b>
--	-----------------	----------------	------------	-------------

**Service documentation**

Spare part and application documentation English (EN)	<b>Standard</b>	<b>2456404</b>	<b>USD</b>	<b>0.00</b>
---	-----------------	----------------	------------	-------------

**Warranty**

Standard warranty 12 months or 1000 engine operational hours	<b>Standard</b>	<b>100772</b>	<b>USD</b>	<b>0.00</b>
--	-----------------	---------------	------------	-------------

**Telematics**

WITOS FleetView includes a control unit (TCU) with a GPS receiver and the usage rights for the web application WITOS FleetView. The web access function offers a compact overview of the machine status including consumption data, working times, position data, error messages and service intervals. (The actual amount of data available depends on the machine type). The availability of WITOS FleetView is guaranteed for 3 years from the date of delivery.	<b>Standard</b>	<b>2483436</b>	<b>USD</b>	<b>0.00</b>
---	-----------------	----------------	------------	-------------

**Crawler units**

4. crawler unit and two pivoting front crawler attachments. The parallelogram arms make it possible to pivot each of the front track units 1 ft 10 in / 560 mm inwards each as well as 2 ft 10 in / 870 mm outwards.	<b>Standard</b>	<b>2492572</b>	<b>USD</b>	<b>0.00</b>
--	-----------------	----------------	------------	-------------

<b>Crawler units</b>				
Four track units fitted with polyurethane track pads	<b>Standard</b>	<b>2487565</b>	<b>USD</b>	<b>0.00</b>
<b>Machine lighting</b>				
Lighting system consisting of 4 halogen working lights 24 V for illuminating the working area. The light output is approx. 1,750 lumens per headlight. For protection against theft, installation is by plug-in tube masts on each of the track units.	<b>Standard</b>	<b>2152928</b>	<b>USD</b>	<b>0.00</b>
<b>Vibration</b>				
Hydraulic vibrator drive for up to 5 vibrators	<b>Standard</b>	<b>2152471</b>	<b>USD</b>	<b>0.00</b>
<b>Concrete compacting</b>				
Model without vibrator	<b>Standard</b>	<b>2302880</b>	<b>USD</b>	<b>0.00</b>
<b>Concrete feeding</b>				
Belt conveyor 19 ft 8 in x 2 ft, in folding design, with reversible hydraulic drive. Permits lateral turning hydraulically, setting of the pitch angle and traversing in the lengthways direction as well as the folding procedure	<b>Standard</b>	<b>2153770</b>	<b>USD</b>	<b>0.00</b>
<b>Concrete feeding</b>				
Steel chute for guiding the concrete from the conveyor/auger into the funnel of the offset molds. Attachment option both on the conveyor belt, folding conveyor belt and on the charging auger	<b>Standard</b>	<b>2153567</b>	<b>USD</b>	<b>0.00</b>
Chute consisting of a steel flange and a rubber hose extension for guiding the concrete from the conveyor/auger into the funnel of the offset molds. Attachment option both on the conveyor belt, folding conveyor belt and on the charging auger	<b>Option</b>	<b>2153568</b>	<b>USD</b>	<b>434.00</b>
<b>Mold offset</b>				
Hydraulically telescoping suspension for offset molds in one direction, stroke: 3 ft 7 in / 1.10 m	<b>Standard</b>	<b>2146344</b>	<b>USD</b>	<b>0.00</b>
Hydraulically telescoping suspension for offset molds in both directions, stroke: 3 ft 7 in / 1.10 m	<b>Option</b>	<b>2148853</b>	<b>USD</b>	<b>4,736.00</b>
Model without suspension for offset molds.	<b>Option</b>	<b>2425779</b>	<b>USD</b>	<b>-12,608.00</b>
<b>Concrete molding</b>				
Offset molds left or right, for curb edges, hard shoulders, pedestrian and cycle paths up to 2 ft wide (max. height of 1 ft 4 in). (Attention: profile to be created must be specified in form TEI #2170960.)	<b>Standard</b>	<b>2144827</b>	<b>USD</b>	<b>0.00</b>
Model without offset molds	<b>Option</b>	<b>2094303</b>	<b>USD</b>	<b>-8,740.00</b>

Equipment Options				
Chassis options				
The sliding piece mounted between the chassis and front crawler unit connection makes it possible to move the front track units sideways by 1.40 m in relation to the machine chassis. It is used for stabilizing the machine in large offset applications.	Option	2163878	USD	15,078.00
Chassis options				
Frame extension elements for the two rear track units, required to be able to mount molds between 8 ft 2 in / 2.50 m and 11 ft 6 in / 3.50 m.	Option	2153632	USD	10,111.00
Frame extension elements for the two front track units, required when using molds between 8 ft 2 in / 2.50 m and 11 ft 6 in / 3.50 m in conjunction with previously laid reinforcement.	Option	2225029	USD	7,152.00
Equipment operator's platform				
Umbrella for operator's platform	Standard	2153630	USD	0.00
Lateral spreader auger				
Lateral spreading auger, length 8 ft 2 in / 2.5 m, ø 1 ft 4 in / 0.4 m, stroke 2 ft / 0.6 m, hydraulic drive, loading from right or left, recommended with crash barrier trough, necessary for crash barrier trough and trimmer insert	Option	2153642	USD	20,357.00
Trimmer equipment				
Trimmer for creating a datum surface before using offset molds. Basic width 2 ft / 0.60 m for mounting on left, material transport to the inside. Diameter 1 ft 8 in / 0.50 m, max. trim depth approx. 0.10 m with scraper. (Trimmer completely hydraulically adjustable in height through 1 ft 4 in / 0.40 m and side-to-side through 4 ft 3 in / 1.30 m.) Trimmer widening up to max. 5 ft 3 in / 1.60 m possible. For curb, curb gutter and rectangular profiles.	Option	2145133	USD	57,461.00
Trimmer for creating a datum surface before using offset molds. Basic width 2 ft / 0.60 m for mounting on right, material transport to the inside. Diameter 1 ft 8 in / 0.50 m, max. trim depth approx. 0.10 m with scraper. (Trimmer completely hydraulically adjustable in height through 1 ft 4 in / 0.40 m and side-to-side through 4 ft 3 in / 1.30 m.) Trimmer widening up to max. 5 ft 3 in / 1.60 m possible. For curb, curb gutter and rectangular profiles.	Option	2145134	USD	57,081.00
Water system				
High-pressure water cleaning system for optimum cleaning of the machine. Consisting of a hydraulically driven pump with a flow rate of 20 l/min at a pressure of 200 bar, a plastic tank with a capacity of 154 gal / 550 litres, a 49 ft 3 in / 15 m long hose and a spray gun with a handle. The water tank is located on one of the machine's front chassis columns, and includes a foldable attached ladder for filling the tank from above.	Option	2638074	USD	9,527.00

<b>Leveling</b>				
Two slab tracers for one-sided height scanning of existing reference surfaces	<b>Option</b>	<b>87923</b>	<b>USD</b>	<b>529.00</b>
Third height and steering sensor for tight radii, incl. suspension and changeover box	<b>Option</b>	<b>2163871</b>	<b>USD</b>	<b>5,089.00</b>
<b>Leveling</b>				
The 3D leveling pre-fitting includes the mechanical and electrical components needed to use a 3D leveling system. Please specify 3D system manufacturer. (Price without startup on the construction site).	<b>Option</b>	<b>2144823</b>	<b>USD</b>	<b>12,391.00</b>
<b>Wirtgen AutoPilot</b>				
AutoPilot 2.0 is a satellite-based navigation system for offset applications. It controls the steering, height and lateral tilt of the machine fully automatically and allows concrete profiles to be paved without stringlines. It does not require a digital terrain model to be created in advance, but is rather created by the user directly on the construction site using the corresponding rover, taking into account constraint points such as water inlets, hydrants, etc. The rover is an intelligent surveying tool that can record, save and edit position data. The objects created are stored on the corresponding tablet computer, which is then mounted on the machine without any further data transmission and provides the machine with the control data. The system is operated in combination with a laser receiver, an ultrasonic sensor, a slab tracer or a total station (tachymeter) for precise height control. Radio frequency: 902 - 928 MHz (e.g. for USA). Note that application with reduced satellite reception (e.g. in tree-lined avenues, inner-city areas or tunnel constructions) is only possible with limitations.	<b>Option</b>	<b>2618727</b>	<b>USD</b>	<b>65,061.00</b>
<b>Wirtgen AutoPilot</b>				
Self-leveling rotation laser. Wavelength 635 nm (invisible) with 10 rotations per second (for use in combination with a laser receiver).	<b>Option</b>	<b>2201314</b>	<b>USD</b>	<b>5,551.00</b>
Proportional laser receiver for use in combination with a rotation laser with 468.4 ft pds / 635 nm and at least 10 rotations/second. Measuring range 24 in / 60 cm. Receiver including terminals for connecting to the sensor holder of the AutoPilot. The measuring radius of the laser to laser receiver combination is approx. 328 ft 1 in / 100 m.	<b>Option</b>	<b>2201316</b>	<b>USD</b>	<b>10,314.00</b>
Ultrasonic sensor for proximity-type scanning on a homogeneous sub-base. The sensor has 6 individual transponders which perform automatic temperature compensation and averaging for scanning uneven ground or detecting obstacles. The minimum distance from the sub-base is 8 in / 0.20 m, the maximum distance is 3 ft 3 in / 1.00 m.	<b>Option</b>	<b>2201318</b>	<b>USD</b>	<b>4,356.00</b>



Expansion to the elevation control options of the AutoPilot 2.0 with the total station Leica iCON robot 50 – The fully automatic and intuitively operated total station for maximum flexibility with maximum accuracy (0.04 in / 1 mm). The vertically unlimited measuring range has a radius of 656 ft 2 in / 200 m for concrete paving without interruption. The equipment allows precise on-site operation even under difficult weather conditions. Contains the Leica total station incl. tripod, battery and charger, radio transmitter, radio receiver, stand and a 360 degree prism.	<b>Option</b>	<b>2655154</b>	<b>USD</b>	<b>38,624.00</b>
Additional tablet computer used to create the digital stringline and to inspect the objects that have already been concreted. The tablet can also be used as a replacement for the machine. Including all necessary equipment and a robust splash-proof case to safely store the materials.	<b>Option</b>	<b>2657472</b>	<b>USD</b>	<b>7,546.00</b>
<b>Concrete molding</b>				
Paving mold series 1200i without central crown, basic width 3.0 ft consisting of: Vibrator mount, forming sole with "edge slump control" (ESC). Working widths up to 12 ft are possible using optional expansion pieces.	<b>Option</b>	<b>2372368</b>	<b>USD</b>	<b>30,400.00</b>
<b>Concrete molding</b>				
Paving mold series 1200i - extension element 1.0 ft wide	<b>Option</b>	<b>2372017</b>	<b>USD</b>	<b>3,691.00</b>
Paving mold series 1200i - extension element 1.5 ft wide	<b>Option</b>	<b>2372018</b>	<b>USD</b>	<b>4,166.00</b>
Paving mold series 1200i - extension element 2.0 ft wide	<b>Option</b>	<b>2372019</b>	<b>USD</b>	<b>4,546.00</b>
Paving mold series 1200i - extension element 3.0 ft wide	<b>Option</b>	<b>2425755</b>	<b>USD</b>	<b>5,401.00</b>
Configuration with suspension for paving mold with a working width of more than 6.0 ft.	<b>Option</b>	<b>2372475</b>	<b>USD</b>	<b>3,244.00</b>
<b>Spreading auger</b>				
Spreading auger - without central crown, basic width 1.83 m / 6 ft, hydraulic drive with reversible sense of rotation, ø 400 mm / 15 3/4 in - in conjunction with molds with 1.83 m / 6 ft width (basic molds + extension elements). Recommended with concrete placed in advance.	<b>Option</b>	<b>2226583</b>	<b>USD</b>	<b>20,398.00</b>
<b>Extensions for spreader auger</b>				
Spreading auger - extension element 1.00 ft, right-hand pitch	<b>Option</b>	<b>2226586</b>	<b>USD</b>	<b>1,113.00</b>
Spreading auger - extension element 1.50 ft, right-hand pitch	<b>Option</b>	<b>2233461</b>	<b>USD</b>	<b>1,479.00</b>
Spreading auger - extension element 2.00 ft, right-hand pitch	<b>Option</b>	<b>2226587</b>	<b>USD</b>	<b>1,601.00</b>
Spreading auger - extension element 3.00 ft, right-hand pitch	<b>Option</b>	<b>2425757</b>	<b>USD</b>	<b>1,886.00</b>

<b>Metering gates</b>				
Metering gate for molds 3.00 ft. The metering gate regulates the concrete level in the compaction compartment.	Option	2229398	USD	1,696.00
<b>Additional vibrator drives</b>				
Extension of the hydraulic vibrator drive by another max. 5 pcs. vibrators to a total of 10 hydraulic vibrator drives. The frequency of each vibrator can be adjusted separately.	Option	2152473	USD	3,162.00
<b>Additional vibrators</b>				
Hydraulic vibrator, straight	Option	75721	USD	1,294.00
Hydraulic vibrator, bent	Option	75722	USD	1,294.00
<b>Grout box auger USA</b>				
Grout box auger basic width 6 ft for use without central crown, incl. one hydraulic drive. For distributing the sludge within the compaction compartment. Supplied expansion pieces allow the working width to be reduced to 5 ft. Working widths up to 12 ft are possible using optional expansion pieces.	Option	2372038	USD	9,676.00
<b>Tamper USA</b>				
Tamper bar basic width 6 ft for use without central crown, incl. one hydraulic drive. For optimally incorporating the coarser components under the surface of the concrete. Working widths up to 12 ft are possible using optional expansion pieces. No reinstallation on working widths less than 6ft.	Option	2372031	USD	4,506.00
<b>Super smoother</b>				
Super smoother - basic width 2.00 m / 6.0 ft with controllable hydraulic drive, smoother length 3.00 m / 10 ft. Working widths up to 3.50 m / 12 ft are possible using optional expansion pieces.	Option	2215757	USD	37,036.00
<b>Offset molds</b>				
Offset molds left or right, for curb edges, hard shoulders, pedestrian and cycle paths up to 2 ft wide (max. height of 1 ft 4 in). (Attention: profile to be created must be specified in form TEI #2170960.)	Option	2144827	USD	8,754.00
<b>Mold offset</b>				
Hydraulically operated quick-change system for connecting an EV offset mold to the machine.	Option	2191407	USD	4,343.00
<b>Sideplates for offset moulds</b>				
One set of hydraulic components for adjusting the side plates of an EV offset mold	Option	2134795	USD	5,225.00
<b>Stringline tensioning system</b>				
Stringline tensioning system consisting of 3280 ft 10 in wire rope, 1x tensioning winch, 200 steel pins with leveling wire suspension, adjustable in height and range	Option	55987	USD	3,990.00
Second tensioning winch for leveling the machine using two steel wire ropes	Option	79802	USD	882.00

Stringline tensioning system consisting of 4 x 984 ft / 4 x 300 m nylon rope, 4x tensioning winches, 200 posts, 200 rods, 200 clamps	<b>Option</b>	<b>2153800</b>	<b>USD</b>	<b>6,148.00</b>
Fibreglass rod as stringline replacement on corners with different radii, consisting of 196 ft 10 in fiberglass rod in 6 ft 7 in pieces, 50 clips for rod mounting and 15 connection pieces	<b>Option</b>	<b>2153801</b>	<b>USD</b>	<b>1,411.00</b>
<b>Export packaging</b>				
Export packaging	<b>Option</b>	<b>2163870</b>	<b>USD</b>	<b>3,013.00</b>
<b>Documentation</b>				
Additional set of technical documentation - North America country version (US)	<b>Option</b>		<b>USD</b>	<b>81.00</b>

<sup>1</sup>Option must be ordered from headquarters.

Date: 3/6/2019



## Price list

### SW 16 MC (3 axle)

#### Scope of supply – basic machine

- Container with a capacity of 565 ft<sup>3</sup> / 16 m<sup>3</sup>, internal stiffeners and lockable side doors
- Volumetric dosing, fully automatic and independent of the transport speed
- Pneumatic filling devices on both container sides with connection coupling, shut-off cock and ventilation valve
- Large ventilation pipe
- Display for "Container full" and "empty" by a visual signal
- Sensor-controlled chain conveyor made of drop-forged chain links and transport strips, 3 ft 1 in / 950 mm wide
- Hydraulic shut-off valve for sealing the container when filling, controlled by on-board electronics
- Filling chute with 2 integrated horizontal augers that are controlled automatically by a sensor
- On-board computer consisting of a programmable logic controller and a control terminal in the cab with color display. This unit permits exact output of the preselected spreading quantity in kg/m<sup>2</sup>, even at different transport speeds
- Closed on-board hydraulic with integrated hydraulic oil cooling
- Auxiliary frame produced especially for the particular carrier vehicle
- Safety acceptance by the employers' professional liability insurance association
- Collecting trough and suspended weigher for checking the weights
- Technical documentation, 2 copies on paper and on USB stick

List price ex subsidiary Wirtgen America

USD 150,643.00

Mandatory Options				
Chassis variants				
Binder spreading superstructure without carrier vehicle. Customer provides a suitable carrier vehicle. Attention: The customer must fill in the Streumaster "Truck specifications" form and submit it with the order confirmation. The superstructure is delivered without rear lighting equipment and reversing alert if they are not originally present on the truck. (S032794)	Standard	2350866	USD	0.00
Crawler units				
Front axle tyres 315/80 R22.5. Rear axle tyres 385/65 R22.5 (S041149)	Standard	2542312	USD	0.00
Installation				
Final assembly is carried out by the customer independently. The spreading tank is connected by the customer to the pre-existing or additionally ordered carrier vehicle. (S036175)	Standard	2418563	USD	0.00
Installation in the factory Streumaster (S015736)	Option	2078237	USD	8,374.00
Paint				
Standard paint: Container in cream (RAL 9001), lower part of the machine and spreading mechanism in slate grey (RAL 7015). (S015771)	Standard	2078241	USD	0.00
Single-color special paint. Cream color is replaced by a special color (RAL acc. to customer request). (S015772)	Option	2078243	USD	3,936.00
Warranty				
Standard warranty 12 months or 1000 operational hours. (S032834)	Standard	2352900	USD	0.00
On-board hydraulics drive				
Drive of the entire spreader hydraulics driven by hydraulic pump via the auxiliary drive of the carrier vehicle (800- 2,500 1/min) (S032772)	Standard	2349726	USD	0.00
Auxiliary diesel engine 12 volts. Use of the auxiliary diesel engine means the spreader operates fully independently of the carrier or towing vehicle. The engine has a power of 48.6 kW at 2,700 r.p.m. It includes an enclosure and comes with a hydraulic pump for operating the on-board hydraulic system on the spreader device. Includes brackets, holding devices, a diesel tank and a complete installation on the spreading grit container. Emission level EU Stage 3b / US Tier 4f. Country-specific specifications are to be taken into account. (S047244)	Option	2671245	USD	35,150.00

<b>Road traffic registration</b>				
Machine not authorised for public roads - the binder spreader is not authorised for driving on public roads. The vehicle is not allowed to be driven to or from the field under its own power. (S032775)	<b>Standard</b>	<b>2349729</b>	<b>USD</b>	<b>0.00</b>
<b>Binder filling</b>				
The pneumatic filling device size R 3" is used for filling the binder spreader. It is supplied with connection coupling, shut-off valve, stone screen and ventilation valve. (S025180)	<b>Standard</b>	<b>2230267</b>	<b>USD</b>	<b>0.00</b>
The high-speed filling device size R 4" is used for faster filling of the binder container. It is supplied with a connector coupling, shut-off valve, stone screen, ventilation valve and R3" adapter (only supplied with Guillemín or Storz couplings). (S025145)	<b>Option</b>	<b>2290094</b>	<b>USD</b>	<b>2,836.00</b>
The filling device size R 5" is used for faster filling of the binder container. It is supplied with connection coupling, shut-off valve, ventilation valve. (S037287)	<b>Option</b>	<b>2489219</b>	<b>USD</b>	<b>3,257.00</b>
<b>Binder distribution</b>				
Double-sided hydraulic chain conveyor drive for reliable and economical operation (S030072)	<b>Standard</b>	<b>2293650</b>	<b>USD</b>	<b>0.00</b>
<b>Binder spreader</b>				
Equipment of the machine with a universal spreading mechanism type DN 230-10 for soil stabilization or cold recycling - working width 7 ft 9 in / 2.36 m. The spreading material is output using a flexible rotary valve (10 cells). The metering feeders are self-cleaning. The working width is divided into three power-switchable subsections from 2 ft 8 in to 7 ft 9 in / 0.82 to 2.36 m. The output quantity at a transport speed of 1.2 mph / 2 km/h is approx. 0.6 lb/ft² to 8.6 lb/ft² / 3 to 42 kg/m² (assuming a bulk weight of 8.3 lbs per gal / 1.00 kg per liter). (S032798)	<b>Standard</b>	<b>2351768</b>	<b>USD</b>	<b>0.00</b>
<b>Equipment Options</b>				
<b>Exhaust air filter</b>				
The hose filter minimizes dust pollution when filling the container. The hose filter including connection hose to the connection port is supplied with bleeding and filter connection port as well as a blow-off flap on the container. (S027925)	<b>Option</b>	<b>2260768</b>	<b>USD</b>	<b>2,850.00</b>
The dust separation filter is used for filtering the waste air and reducing dust levels during the filling procedure. It consists of 6 filter elements for an air flow rate of 20,400 m³/h / 720,419 cu ft/h in total, an automatic purification system with electromagnetic control as well as a lockable, folding cover panel. - The compressed air supply must be from the carrier or towing vehicle - (S018949)	<b>Option</b>	<b>2201451</b>	<b>USD</b>	<b>6,989.00</b>

Dust collection system with compressor for filtering the waste air and reducing dust levels during the filling process. The system consists of 6 filter elements for a total air flow rate of 20,400 m <sup>3</sup> /h , an automatic purification system with electromagnetic control as well as a lockable, folding cover panel. - Compressed air is supplied via a separate compressor mounted on the binder spreader (HK450) (S041150)	<b>Option</b>	<b>2542341</b>	<b>USD</b>	<b>16,204.00</b>
<b>Machine lighting</b>				
Working headlights with LED technology (4 pcs.) for illuminating the complete working area. All headlights are switched using the control terminal in the cab of the carrier or tractor vehicle. 2 headlights are mounted on the rear wall of the container and 1 headlight each on the right and left sides of the container. (S018581)	<b>Option</b>	<b>2173033</b>	<b>USD</b>	<b>2,253.00</b>
<b>Printer</b>				
The needle printer is used for printing out all important working values. The data can be printed conveniently at adjustable intervals. (S015755)	<b>Option</b>	<b>2078248</b>	<b>USD</b>	<b>1,276.00</b>
<b>Camera system</b>				
The monitor system mounted on the rear of the vehicle is used for monitoring the working area at the rear. The pictures from the camera are displayed on a separate 7-inch color monitor in the cab. (S015819)	<b>Option</b>	<b>2125804</b>	<b>USD</b>	<b>3,501.00</b>
<b>Weighing system</b>				
Equipment of the machine with the active weighing device "Weightronic". For highly precise application of binder. Consisting of 4 weighing cells mounted between the frame and the binder container. The required spreading quantity is set using a separate control display. With the Weightronic, there is a continuous comparison between the actual and nominal values during spreading. Subsequent control of the spreading quantity is performed continuously and fully automatically. This means incorrect operation is almost excluded.(S032780)	<b>Option</b>	<b>2349725</b>	<b>USD</b>	<b>16,041.00</b>

<b>Compressed air system</b>				
High-performance air compressor (8,000 liters/minute / 2113 gal/minute at max. 2 bar) incl. 15-meter / 50 ft high-pressure hose, hose roller and compressed air lance. For filling the binder spreader from an upright silo without its own compressor system, or for cleaning purposes. Drive via the machine hydraulics of the binder spreader. Not in conjunction with water misting system and compressor HK450. (S036499)	<b>Option</b>	<b>2418729</b>	<b>USD</b>	<b>25,256.00</b>
<b>Other devices</b>				
Side underbody guard on both sides with fastening components for the truck. This is required, for example, for the authorization for driving on public roads. (S015793)	<b>Option</b>	<b>2078255</b>	<b>USD</b>	<b>2,009.00</b>
Long fenders for tandem axle with fixation parts. These are required, for example, for the authorization for driving on public roads. The wheel cover is also used as splash protection for the machine (S015794)	<b>Option</b>	<b>2078256</b>	<b>USD</b>	<b>3,203.00</b>
<b>Other devices</b>				
The storage compartments on the side with 2 lockable sheet metal doors on each side of the container offer enough room for carrying tools and implements for daily on-site operation securely and close to hand on the binder spreader. Gas springs support the opening and closing of the doors. (S015820)	<b>Option</b>	<b>2125805</b>	<b>USD</b>	<b>9,446.00</b>
<b>Vehicles and auxiliary equipment</b>				
Filling chute for binder spreader device in truck with frame overhang (at least 1500 mm / 59 in). Truck must be equipped with trailer coupling, compressed air lines and electrical power cables with a 24 volt, 7-pin socket. Only in conjunction with DN230 (S039159)	<b>Option</b>	<b>2485557</b>	<b>USD</b>	<b>1,954.00</b>
Hydraulic connections on the frame extension for operating the drive-up ramps of a low-loader, incorporated in the hydraulic system of the spreading. - Only possible with truck frame extension - (S015822)	<b>Option</b>	<b>2089912</b>	<b>USD</b>	<b>1,113.00</b>
<b>Documentation</b>				
Additional set of technical documentation - North America country version (US)	<b>Option</b>		<b>USD</b>	<b>81.00</b>
Date: 3/6/2019				



---

## Price list

### SW 16 TC

#### Scope of supply – basic machine

- High-performance binder spreader for soil stabilization and cold recycling as a trailer with tandem axle
- Volumetric dosing, fully automatic and independent of the transport speed
- Container with a capacity 18 m<sup>3</sup>, internal stiffeners and lockable side doors
- Pneumatic filling devices on both container sides with connection coupling, shut-off cock and ventilation valve
- Large ventilation pipe
- Display for "Container full" and "empty" by a visual signal
- Sensor-controlled chain conveyor made of drop-forged chain links and transport strips, 3 ft 1 in / 950 mm wide
- Hydraulic shut-off valve for sealing the container when filling, controlled by on-board electronics
- Filling chute with 2 integrated horizontal augers that are controlled automatically by a sensor
- On-board computer consisting of a programmable logic controller and a control terminal in the cab with color display. This unit permits exact output of the preselected spreading quantity in kg/m<sup>2</sup>, even at different transport speeds
- Closed on-board hydraulic with integrated hydraulic oil cooling
- Tandem-axle chassis with spring-loaded drawbar
- Manual parking brake
- Hydraulic support foot with hand pump
- Safety acceptance by the employers' professional liability insurance association
- Collecting trough and suspended weigher for checking the weights
- Technical documentation, 2 copies on paper and on USB stick

**List price ex subsidiary Wirtgen America****USD 227,525.00**

Mandatory Options				
Paint				
Standard paint: Container in cream (RAL 9001), lower part of the machine and spreading mechanism in slate grey (RAL 7015). (S015771)	Standard	2078241	USD	0.00
Single-color special paint. Cream color is replaced by a special color (RAL acc. to customer request). (S015772)	Option	2078243	USD	3,936.00
Warranty				
Standard warranty 12 months or 1000 operational hours. (S032834)	Standard	2352900	USD	0.00
On-board hydraulics drive				
Drive of the complete spreading hydraulics driven by hydraulic pump via the power take-off shaft of the tractor vehicle (1000 r.p.m.) (S036174)	Standard	2418567	USD	0.00
Auxiliary diesel engine 12 volts. Use of the auxiliary diesel engine means the spreader operates fully independently of the carrier or towing vehicle. The engine has a power of 48.6 kW at 2,700 r.p.m. It includes an enclosure and comes with a hydraulic pump for operating the on-board hydraulic system on the spreader device. Includes brackets, holding devices, a diesel tank and a complete installation on the spreading grit container. Emission level EU Stage 3b / US Tier 4f. Country-specific specifications are to be taken into account. (S047244)	Option	2671245	USD	35,150.00
Drive adaptations				
The wide-angle cardan shaft is used for spreading drive and is provided for a 1-3/8", 6-spline connection to the traction vehicle (truck). It offers good mobility for cornering, a high transmission power and economy during everyday use. (S015795)	Standard	2078771	USD	0.00
The wide-angle cardan shaft is used for spreader drive and is provided for a 1-3/4", 6-spline connection to the traction vehicle (truck). It offers good mobility for cornering, a high transmission power and economy during everyday use. (S015796)	Option	2078772	USD	190.00
The wide-angle cardan shaft is used for spreader drive and is provided for a 1-3/4", 20-spline connection to the traction vehicle (truck). It offers good mobility for cornering, a high transmission power and economy during everyday use. (S015797)	Option	2078773	USD	190.00
Trailer drawbar				
Low-mounting towing device (Hitch type) with drawbar eye 50 mm diameter. The low mounting offers a higher vertical load, better traction and driving stability. (S015784)	Standard	2078761	USD	0.00
Low-mounting towing device (Hitch type) with hitch ball towing system K 80 (diameter 3 in / 80 mm). The low mounting offers a higher vertical load, better traction and driving stability. (S015786)	Option	2094658	USD	556.00
Road traffic registration				

Machine not authorised for public roads - the binder spreader is not authorised for driving on public roads. The vehicle is not allowed to be driven to or from the field under its own power. (S032775)	<b>Standard</b>	<b>2349729</b>	<b>USD</b>	<b>0.00</b>
The data confirmation can be used as a basis for road approval in the corresponding country of use. (S047245)	<b>Option</b>	<b>2670902</b>	<b>USD</b>	<b>1,126.00</b>
<b>Brake system</b>				
Hydraulic brake system - If you are considering use on the public roads, please bear in mind the road traffic registration regulations in the country where the machine will be used when you select the brake system. (S015782)	<b>Standard</b>	<b>2078886</b>	<b>USD</b>	<b>0.00</b>
Compressed air dual-circuit brake system with manual controller - If you are considering use on the public roads, please bear in mind the road traffic registration regulations in the country where the machine will be used when you select the brake system. (S015783)	<b>Option</b>	<b>2078887</b>	<b>USD</b>	<b>2,348.00</b>
Combination brake system comprising a hydraulic brake and a compressed air brake. For maximum flexibility in selecting the tractor vehicle. - If you are considering use on the public roads, please bear in mind the road traffic registration regulations in the country where the machine will be used when you select the brake system. (S034601)	<b>Option</b>	<b>2418562</b>	<b>USD</b>	<b>7,152.00</b>
<b>Crawler units</b>				
Low-pressure tyres 700/50-26.5 with an outside diameter of 1,350 mm. The total width of the spreader is 2,760 mm. (S018096)	<b>Standard</b>	<b>2671170</b>	<b>USD</b>	<b>0.00</b>
Low-pressure tyres 800/40-26.5 with an outside diameter of 1,350 mm. The wide ground contact area of the tyres makes them ideal for difficult ground. The total width of the spreader is 2,960 mm. (S015792)	<b>Option</b>	<b>2078889</b>	<b>USD</b>	<b>2,239.00</b>
<b>Binder filling</b>				
The high-speed filling device size R 4" is used for faster filling of the binder container. It is supplied with a connector coupling, shut-off valve, stone screen, ventilation valve and R3" adapter (only supplied with Guillemín or Storz couplings). (S025145)	<b>Standard</b>	<b>2290094</b>	<b>USD</b>	<b>0.00</b>
The filling device size R 5" is used for faster filling of the binder container. It is supplied with connection coupling, shut-off valve, ventilation valve. (S037287)	<b>Option</b>	<b>2489219</b>	<b>USD</b>	<b>3,257.00</b>
<b>Binder distribution</b>				
Double-sided hydraulic chain conveyor drive for reliable and economical operation (S030072)	<b>Standard</b>	<b>2293650</b>	<b>USD</b>	<b>0.00</b>
The OptiPower chain conveyor drive is ideal for heavy binders. Two variable hydraulic motors and planetary gearboxes achieve an increased level of traction and a high conveying rate during binder transport. (S028086)	<b>Option</b>	<b>2293651</b>	<b>USD</b>	<b>8,048.00</b>
<b>Binder spreader</b>				

Equipment of the machine with a universal spreading mechanism type DN 230-10 for soil stabilization or cold recycling - working width 7 ft 9 in / 2.36 m. The spreading material is output using a flexible rotary valve (10 cells). The metering feeders are self-cleaning. The working width is divided into three power-switchable subsections from 2 ft 8 in to 7 ft 9 in / 0.82 to 2.36 m. The output quantity at a transport speed of 1.2 mph / 2 km/h is approx. 0.6 lb/ft² to 8.6 lb/ft² / 3 to 42 kg/m² (assuming a bulk weight of 8.3 lbs per gal / 1.00 kg per liter). (S032798)	<b>Standard</b>	<b>2351768</b>	<b>USD</b>	<b>0.00</b>
<b>Additional devices</b>				
The vehicle is delivered without fenders. Please note that fenders must be fitted if an approval for driving on public roads is planned. (S047241)	<b>Standard</b>	<b>2671293</b>	<b>USD</b>	<b>0.00</b>
Long fenders for tandem axle with fixation parts. These are required, for example, for the authorization for driving on public roads. The wheel cover is also used as splash protection for the machine (S015794)	<b>Option</b>	<b>2078256</b>	<b>USD</b>	<b>3,203.00</b>
<b>Equipment Options</b>				
<b>Exhaust air filter</b>				
Dust collection system with compressor for filtering the waste air and reducing dust levels during the filling process. The system consists of 6 filter elements for a total air flow rate of 20,400 m³/h , an automatic purification system with electromagnetic control as well as a lockable, folding cover panel. - Compressed air is supplied via a separate compressor mounted on the binder spreader (HK450) (S041150)	<b>Standard</b>	<b>2542341</b>	<b>USD</b>	<b>0.00</b>
<b>Machine lighting</b>				
Working headlights with LED technology (4 pcs.) for illuminating the complete working area. All headlights are switched using the control terminal in the cab of the carrier or tractor vehicle. 2 headlights are mounted on the rear wall of the container and 1 headlight each on the right and left sides of the container. (S018581)	<b>Standard</b>	<b>2173033</b>	<b>USD</b>	<b>0.00</b>

<b>Printer</b>				
The needle printer is used for printing out all important working values. The data can be printed conveniently at adjustable intervals. (S015755)	<b>Option</b>	<b>2078248</b>	<b>USD</b>	<b>1,276.00</b>
<b>Camera system</b>				
The monitor system mounted on the rear of the vehicle is used for monitoring the working area at the rear. The pictures from the camera are displayed on a separate 7-inch color monitor in the cab. (S015819)	<b>Option</b>	<b>2125804</b>	<b>USD</b>	<b>3,501.00</b>
<b>Weighing system</b>				
Equipment of the machine with the active weighing device "Weightronic". For highly precise application of binder. Consisting of 4 weighing cells mounted between the frame and the binder container. The required spreading quantity is set using a separate control display. With the Weightronic, there is a continuous comparison between the actual and nominal values during spreading. Subsequent control of the spreading quantity is performed continuously and fully automatically. This means incorrect operation is almost excluded.(S032780)	<b>Standard</b>	<b>2349725</b>	<b>USD</b>	<b>0.00</b>
<b>Compressed air system</b>				
High-performance air compressor (8,000 liters/minute / 2113 gal/minute at max. 2 bar) incl. 15-meter / 50 ft high-pressure hose, hose roller and compressed air lance. For filling the binder spreader from an upright silo without its own compressor system, or for cleaning purposes. Drive via the machine hydraulics of the binder spreader. Not in conjunction with water misting system and compressor HK450. (S036499)	<b>Option</b>	<b>2418729</b>	<b>USD</b>	<b>25,256.00</b>
<b>Other devices</b>				
The storage compartments on the side with 3 lockable sheet metal doors on each side of the container offer enough room for carrying tools and implements for daily on-site operation securely and close to hand on the binder spreader. Gas springs support the opening and closing of the doors. (S015821)	<b>Standard</b>	<b>2125806</b>	<b>USD</b>	<b>0.00</b>
<b>Documentation</b>				
Additional set of technical documentation - North America country version (US)	<b>Option</b>		<b>USD</b>	<b>68.00</b>

<sup>1</sup>Option must be ordered from headquarters.

Date: 3/6/2019

## Price list

# W 100 Cfi - FCS

### Scope of supply – basic machine

- Engine: 6-CYLINDER DIESEL ENGINE TYPE CUMMINS QSL9 C-300
- Rated engine power 2100 r.p.m.: 248 kW / 333 HP / 337 PS
- Maximum power at 1900 r.p.m.: 257 kW / 345 HP / 350 PS
- Exhaust standard: EU Stage 4 / US Tier 4f
- Standard milling width: 3 ft 3 in / 1000 mm
- Theoretical milling depth: 1 ft 1 in / 330 mm

### STANDARD EQUIPMENT

- Basic machine with engine
- Mechanically opening engine cowling with noise insulation
- Radiator with temperature-dependent fan speed
- Highly effective noise insulation throughout the engine compartment
- Automatic engine speed control depending on driving situation
- Elastically mounted engine station with low vibration and low noise

### MILLING DRUM HOUSING

- The right side of the milling drum housing can easily be folded down for maintenance or milling drum change
- Hydraulically operated scraper with mechanical locking

### LOADING OF MILLED MATERIAL

- Discharge conveyor slewing angle left 60 degrees – right 60 degrees
- Two slewing speeds on the hydraulically foldable discharge conveyor with an adjustable conveying speed for precise loading

### MACHINE CONTROL AND LEVELLING SYSTEM

- Digital milling depth indicator in the machine control display
- LEVEL PRO PLUS leveling system right and left
- RAPID SLOPE cross-slope sensor for LEVEL PRO ACTIVE leveling system
- Precise machine height adjustment in 1 or 5 mm steps on the main control panel of the machine
- Digital load control, manual engageable, hydraulic differential lock (by flow distributor)

### OPERATOR'S PLATFORM

- Hydraulically extending operator's platform for optimum visibility of the working area
- Steering console with adjustable rake and reach for ideal adaptation of the operator's platform to the operator
- Slender machine design permits unobstructed view of the milled edge as well as the working area in front of the milling drum on the right
- Conveniently accessible ladder/footstep to the operator's platform with night-time lighting and especially low bottom edge of the latter/footstep
- Robust anti-vandalism protection for the controls
- Mirror package comprising rear-view mirrors at front left and right as well as a forward-pointing mirror at the left of the operator's platform

- Reversing horn with clear audible signal
- Illuminated control panel / nighttime design
- Scraper height is shown on the display

#### **CHASSIS AND HEIGHT ADJUSTMENT**

- Hydraulic height adjustment of the front and rear track units at two speeds

#### **MISCELLANEOUS**

- Large tool package
- Device for towing away
- Generously sized water and diesel tanks
- Extensive safety package with several EMERGENCY STOP switches
- Pre-fitting for installing the WITOS FleetView control unit
- European design type certification, EuroTest mark and CE conformity

**List price ex subsidiary Wirtgen America**

**USD 581,861.00**

<b>Mandatory Options</b>				
<b>Exhaust Gas After Treatment</b>				
Exhaust after-treatment by diesel oxidation catalytic converter DOC in exhaust emissions category EU Stage 4 / US Tier 4f. Without diesel particulate filter.	<b>Standard</b>	<b>2490138</b>	<b>USD</b>	<b>0.00</b>
Exhaust after-treatment by diesel oxidation catalyst DOC in exhaust emissions category EU Stage 4 / US Tier 4f. Additionally equipped with diesel particulate filter (DPF) - for operation e.g. in halls or in environmental zones with limited fine dust emission.	<b>Option</b>	<b>2490139</b>	<b>USD</b>	<b>13,504.00</b>
<b>Crawler units</b>				
Configuration with 4 driven track units. The two front track units are steered. The crawler unit at the rear right is hydraulically slewing and also steers. Traveling speed max. 3.6 mph / 5.8 km/h.	<b>Standard</b>	<b>2490142</b>	<b>USD</b>	<b>0.00</b>
<b>Milling drum housing</b>				
Wear-resistant milling drum housing FB1000 (3 ft 3 in) FCS with pre-fitting enabling a quick and easy change of the milling drums with varying spacings and milling widths, without milling drum.	<b>Standard</b>	<b>2336166</b>	<b>USD</b>	<b>0.00</b>
<b>Milling drums / milling units</b>				
FCS milling drum with milling width 1000 mm / 3 ft 3 in, tool spacing 15 mm / 19/32 in, equipped with quick-change toolholder system HT22 and 99 picks. For a wide range of applications, e.g. removal of surface and binder layer, complete removal of road surfaces or concrete milling work.	<b>Standard</b>	<b>2308062</b>	<b>USD</b>	<b>0.00</b>
<b>Operator's platform</b>				
Standard operator's seat with shock absorption and lengthways adjustment	<b>Standard</b>	<b>2412488</b>	<b>USD</b>	<b>0.00</b>
<b>Hydraulic connection</b>				
Machine with hydraulic pre-fitting for a discharge conveyor with screw coupling. Each contains the coupling element on the machine side and the discharge conveyor side.	<b>Standard</b>	<b>2412477</b>	<b>USD</b>	<b>0.00</b>
<b>Material transport</b>				
Discharge conveyor 26 ft 9 in / 8,150 mm long with conveyor belt width 2 ft / 600 mm and hydraulic folding device for shortening the transport length or simplified maneuvering in narrow fields.	<b>Standard</b>	<b>2336175</b>	<b>USD</b>	<b>0.00</b>
<b>Paint</b>				
Painting in cream RAL 9001 with orange stripes. The complete lower part of the machine is painted in slate grey RAL 7015.	<b>Standard</b>	<b>2336172</b>	<b>USD</b>	<b>0.00</b>
Monocolor special painting. Cream white color is replaced by a special color (RAL according to customer). The complete lower part of the machine is painted in slate grey RAL 7015.	<b>Option</b>	<b>2335240</b>	<b>USD</b>	<b>1,561.00</b>



<b>Technical documentation</b>				
Technical documentation - North America country version (US)	<b>Standard</b>	<b>2456347</b>	<b>USD</b>	<b>0.00</b>
<b>Service documentation</b>				
Spare part and application documentation English (EN)	<b>Standard</b>	<b>2456404</b>	<b>USD</b>	<b>0.00</b>
<b>Warranty</b>				
Standard warranty 12 months or 1000 engine operational hours	<b>Standard</b>	<b>100772</b>	<b>USD</b>	<b>0.00</b>
<b>Telematics</b>				
WITOS FleetView includes a control unit (TCU) with a GPS receiver and the usage rights for the web application WITOS FleetView. The web access function offers a compact overview of the machine status including consumption data, working times, position data, error messages and service intervals. (The actual amount of data available depends on the machine type). The availability of WITOS FleetView is guaranteed for 3 years from the date of delivery.	<b>Standard</b>	<b>2483436</b>	<b>USD</b>	<b>0.00</b>
<b>Machine lighting</b>				
Lighting system consisting of 4 halogen and 8 LED working lights. The headlights illuminate the area in front of the machine, both machine sides, the area in front of the milling drum unit, the loading area, the ladder/footstep and the operator's platform. The light output of the working lights is approx. 19,500 lumen in total.	<b>Standard</b>	<b>2487614</b>	<b>USD</b>	<b>0.00</b>
High-performance lighting system consisting of 1 halogen and 14 LED working lights. The headlights illuminate the area in front of and behind the machine, both machine sides, the area in front of the milling drum unit, the loading area, the weather canopy, the ladder/footstep and the operator's platform. The light output of the working lights is approx. 26,300 lumen in total. LED working lights are extremely bright, shock-resistant and durable.	<b>Option</b>	<b>2487615</b>	<b>USD</b>	<b>936.00</b>
<b>Equipment Options</b>				
<b>Exhaust air filter</b>				
VCS - Vacuum Cutting System on the discharge conveyor, for extraction of fine material particles and water vapor from the sealed milling unit.	<b>Option</b>	<b>2336913</b>	<b>USD</b>	<b>8,251.00</b>
<b>Advance drive</b>				
Equipment of the machine with precision steering. Pushbuttons on the multi-function armrests with a proportional response permit more precise steering of the machine.	<b>Standard</b>	<b>2478488</b>	<b>USD</b>	<b>0.00</b>
<b>Equipment operator's platform</b>				
Operator's platform with weather canopy. The weather canopy is hydraulically adjustable in height and provides additional comfort during on-site operation. Including LED working light for illuminating the footstep. (Only in conjunction with electrohydraulic unit.)	<b>Option</b>	<b>2336173</b>	<b>USD</b>	<b>8,156.00</b>
<b>Milling drum assembly options</b>				
Overload sensor on the scraper FB1000 for automatic lifting function in case of obstacles. Effectively prevents the scraper from sinking into the loose sub-base, as well as getting stuck on obstacles.	<b>Option</b>	<b>2478485</b>	<b>USD</b>	<b>2,701.00</b>

Active floating position on the side plate right and left by continuous comparison between the milling depth and position of the side plate. If required, the side plate is lifted briefly to prevent tilting or sinking into a soft sub-base. (Only possible in conjunction with LEVEL PRO PLUS.)	<b>Standard</b>	<b>2478486</b>	<b>USD</b>	<b>0.00</b>
<b>Side milling ring</b>				
Pre-fitting for using a deep milling unit, including all necessary electro, hydraulic and water connections.	<b>Option</b>	<b>2596465</b>	<b>USD</b>	<b>2,076.00</b>
<b>Device for milling drum change</b>				
Milling drum assembly trolley for milling drums up to FB1300 (4 ft 3 in), for straightforward milling drum change	<b>Option</b>	<b>105240</b>	<b>USD</b>	<b>2,633.00</b>
<b>Additional milling units</b>				
FCS tandem scraper FB1000 (39") with necessary hydraulic and electrical systems. For the use of milling drums smaller than FB1000 (39"). The min. milling width for material loading onto the loading belt is FB600 (24")	<b>Standard</b>	<b>2351463</b>	<b>USD</b>	<b>0.00</b>
FCS milling unit FB300 (12") LA15, with quick-change toolholder system HT22, milling depth max. 11 in / 280 mm, equipped with 61 RS picks, including scraper bottom part FB300 (12")	<b>Option</b>	<b>2308611</b>	<b>USD</b>	<b>14,983.00</b>
FCS milling unit FB600 (24") LA12, with quick-change toolholder system HT22, milling depth max. 11 in / 280 mm, equipped with 80 picks, including scraper bottom part FB600 (24")	<b>Option</b>	<b>2308615</b>	<b>USD</b>	<b>24,225.00</b>
<b>Cold-start device</b>				
Electric preheating of the fuel filter for maintaining free flow properties of the fuel at low outside temperatures. Used for ensuring operating capability at temperatures below 32 degrees Fahrenheit / 0 degrees Celsius.	<b>Option</b>	<b>2377357</b>	<b>USD</b>	<b>746.00</b>
<b>Options for belt conveyor</b>				
Signal lights on the loading conveyor for a visual truck stop-and-go control without using the horn. The signal lights can be folded in hydraulically from the operator's platform.	<b>Option</b>	<b>2409818</b>	<b>USD</b>	<b>6,392.00</b>
<b>Leveling</b>				
Expansion of the LEVEL PRO PLUS leveling system by a SONIC SKI sensor. Ideal for contact-free wire and soil scanning. Including connection cable and holder.	<b>Option</b>	<b>2352878</b>	<b>USD</b>	<b>5,727.00</b>
<b>Leveling</b>				
Expansion of the leveling system for multiplex system package 3-way right, including 2 x ultrasonic sensors, and connection cable. (FB1000/1200)	<b>Option</b>	<b>2544246</b>	<b>USD</b>	<b>3,651.00</b>
Expansion of the leveling system to make multiplex system package 3-way right and 3-way left, including 4 x ultrasonic sensors and connection cable. (FB1000/1200)	<b>Option</b>	<b>2544249</b>	<b>USD</b>	<b>7,288.00</b>

<b>Leveling</b>				
The pre-fitting 3D laser leveling includes the required mechanical and electrical components for adaptation of a 3D laser leveling system on the machine. The exact positioning and robust configuration of the sensor masts form the basis for optimum working results. The supplied connection box provides for a simple and safe connection of the 3D system, without 3D system.	<b>Option</b>	<b>2544251</b>	<b>USD</b>	<b>4,479.00</b>
Expansion leveling system with basic equipment laser leveling, including holder and laser receiver, without laser transmitter	<b>Option</b>	<b>2544252</b>	<b>USD</b>	<b>15,227.00</b>
<b>Attachments</b>				
Battery-operated electro-hydraulic unit for operation of the machine hydraulics with the diesel engine switched off. (e.g. height adjustment of weather canopy, milling drum rotation device and hydraulic pick extractor drift)	<b>Standard</b>	<b>2412494</b>	<b>USD</b>	<b>0.00</b>
<b>Water system</b>				
Hydraulically operated high-pressure water cleaner with a maximum performance of 15 l/min at 150 bar pressure. Ideal for daily cleaning of the machine.	<b>Option</b>	<b>2336231</b>	<b>USD</b>	<b>3,909.00</b>
<b>Pick changing aids</b>				
Integrated air compressor system with pressure accumulator and filling points. Precondition for operation of compressed air tools (e.g. pneumatic hammers).	<b>Option</b>	<b>2353106</b>	<b>USD</b>	<b>6,216.00</b>
Hydraulically driven pick extractor drift, complete with holder and corresponding electrical and hydraulic connectors. Ideal for convenient and quiet pick change.	<b>Option</b>	<b>2352889</b>	<b>USD</b>	<b>3,461.00</b>
Milling drum rotation device with electrohydraulic milling drum drive for slowly turning the milling drum during pick replacement.	<b>Standard</b>	<b>2352893</b>	<b>USD</b>	<b>0.00</b>
<b>Wirtgen information and diagnostic system</b>				
Equipment of the machine with job data acquisition. The information is shown in the control display.	<b>Standard</b>	<b>2410294</b>	<b>USD</b>	<b>0.00</b>
<b>Camera system</b>				
Monitor system as maneuvering aid with 2 cameras and screen. A camera is mounted on the discharge conveyor and displays the loading of the truck. The 2nd camera shows the area in front of the milling drum housing. The camera images are displayed on the screen.	<b>Option</b>	<b>2487637</b>	<b>USD</b>	<b>5,496.00</b>
<b>Other devices</b>				
License plate holder with LED lighting to comply with country-specific regulations.	<b>Option</b>	<b>2659037</b>	<b>USD</b>	<b>434.00</b>
<b>Documentation</b>				
Additional set of technical documentation - North America country version (US)	<b>Option</b>		<b>USD</b>	<b>81.00</b>

<sup>1</sup>Option must be ordered from headquarters.  
Date: 3/9/2019



## Price list

### W 100 Cfi - non FCS

#### Scope of supply – basic machine

- Engine: 6-CYLINDER DIESEL ENGINE TYPE CUMMINS QSL9 C-300
- Rated engine power 2100 r.p.m.: 248 kW / 333 HP / 337 PS
- Maximum power at 1900 r.p.m.: 257 kW / 345 HP / 350 PS
- Exhaust standard: EU Stage 4 / US Tier 4f
- Standard milling width: 3 ft 3 in / 1000 mm
- Theoretical milling depth: 1 ft 1 in / 330 mm

#### STANDARD EQUIPMENT

- Basic machine with engine
- Mechanically opening engine cowling with noise insulation
- Radiator with temperature-dependent fan speed
- Highly effective noise insulation throughout the engine compartment
- Automatic engine speed control depending on driving situation
- Elastically mounted engine station with low vibration and low noise

#### MILLING DRUM HOUSING

- The right side of the milling drum housing can easily be folded down for maintenance or milling drum change
- Hydraulically operated scraper with mechanical locking

#### LOADING OF MILLED MATERIAL

- Discharge conveyor slewing angle left 60 degrees – right 60 degrees
- Two slewing speeds on the hydraulically foldable discharge conveyor with an adjustable conveying speed for precise loading

#### MACHINE CONTROL AND LEVELLING SYSTEM

- Digital milling depth indicator in the machine control display
- LEVEL PRO PLUS leveling system right and left
- RAPID SLOPE cross-slope sensor for LEVEL PRO ACTIVE leveling system
- Precise machine height adjustment in 1 or 5 mm steps on the main control panel of the machine
- Digital load control, manual engageable, hydraulic differential lock (by flow distributor)

#### OPERATOR'S PLATFORM

- Hydraulically extending operator's platform for optimum visibility of the working area
- Steering console with adjustable rake and reach for ideal adaptation of the operator's platform to the operator

- Slender machine design permits unobstructed view of the milled edge as well as the working area in front of the milling drum on the right
- Conveniently accessible ladder/footstep to the operator's platform with night-time lighting and especially low bottom edge of the latter/footstep
- Robust anti-vandalism protection for the controls
- Mirror package comprising rear-view mirrors at front left and right as well as a forward-pointing mirror at the left of the operator's platform
- Reversing horn with clear audible signal
- Illuminated control panel / nighttime design
- Scraper height is shown on the display

#### **CHASSIS AND HEIGHT ADJUSTMENT**

- Hydraulic height adjustment of the front and rear track units at two speeds

#### **MISCELLANEOUS**

- Large tool package
- Device for towing away
- Generously sized water and diesel tanks
- Extensive safety package with several EMERGENCY STOP switches
- Pre-fitting for installing the WITOS FleetView control unit
- European design type certification, EuroTest mark and CE conformity

**List price ex subsidiary Wirtgen America**

**USD 562,427.00**

Mandatory Options				
Exhaust Gas After Treatment				
Exhaust after-treatment by diesel oxidation catalytic converter DOC in exhaust emissions category EU Stage 4 / US Tier 4f. Without diesel particulate filter.	Standard	2490138	USD	0.00
Exhaust after-treatment by diesel oxidation catalyst DOC in exhaust emissions category EU Stage 4 / US Tier 4f. Additionally equipped with diesel particulate filter (DPF) - for operation e.g. in halls or in environmental zones with limited fine dust emission.	Option	2490139	USD	13,504.00
Crawler units				
Configuration with 4 driven track units. The two front track units are steered. The crawler unit at the rear right is hydraulically slewing and also steers. Traveling speed max. 3.6 mph / 5.8 km/h.	Standard	2490142	USD	0.00
Milling drum housing				
Wear-resistant milling drum housing FB1000 (3 ft 3 in) without milling drum	Standard	2336164	USD	0.00
Milling drums / milling units				
Milling drum with milling width 1000 mm / 3 ft / 3 in, tool spacing 15 mm / 19/32 in, equipped with quick-change toolholder system HT22 and 99 picks. For a wide range of applications, e.g. removal of surface and binder layer, complete removal of road surfaces or concrete milling work.	Standard	2308576	USD	0.00
Operator's platform				
Standard operator's seat with shock absorption and lengthways adjustment	Standard	2412488	USD	0.00
Hydraulic connection				
Machine with hydraulic pre-fitting for a discharge conveyor with screw coupling. Each contains the coupling element on the machine side and the discharge conveyor side.	Standard	2412477	USD	0.00
Material transport				
Discharge conveyor 26 ft 9 in / 8,150 mm long with conveyor belt width 2 ft / 600 mm and hydraulic folding device for shortening the transport length or simplified maneuvering in narrow fields.	Standard	2336175	USD	0.00
Paint				
Painting in cream RAL 9001 with orange stripes. The complete lower part of the machine is painted in slate grey RAL 7015.	Standard	2336172	USD	0.00
Monocolor special painting. Cream white color is replaced by a special color (RAL according to customer). The complete lower part of the machine is painted in slate grey RAL 7015.	Option	2335240	USD	1,561.00
Technical documentation				

Technical documentation - North America country version (US)	<b>Standard</b>	<b>2456347</b>	<b>USD</b>	<b>0.00</b>
<b>Service documentation</b>				
Spare part and application documentation English (EN)	<b>Standard</b>	<b>2456404</b>	<b>USD</b>	<b>0.00</b>
<b>Warranty</b>				
Standard warranty 12 months or 1000 engine operational hours	<b>Standard</b>	<b>100772</b>	<b>USD</b>	<b>0.00</b>
<b>Telematics</b>				
WITOS FleetView includes a control unit (TCU) with a GPS receiver and the usage rights for the web application WITOS FleetView. The web access function offers a compact overview of the machine status including consumption data, working times, position data, error messages and service intervals. (The actual amount of data available depends on the machine type). The availability of WITOS FleetView is guaranteed for 3 years from the date of delivery.	<b>Standard</b>	<b>2483436</b>	<b>USD</b>	<b>0.00</b>
<b>Machine lighting</b>				
Lighting system consisting of 4 halogen and 8 LED working lights. The headlights illuminate the area in front of the machine, both machine sides, the area in front of the milling drum unit, the loading area, the ladder/footstep and the operator's platform. The light output of the working lights is approx. 19,500 lumen in total.	<b>Standard</b>	<b>2487614</b>	<b>USD</b>	<b>0.00</b>
High-performance lighting system consisting of 1 halogen and 14 LED working lights. The headlights illuminate the area in front of and behind the machine, both machine sides, the area in front of the milling drum unit, the loading area, the weather canopy, the ladder/footstep and the operator's platform. The light output of the working lights is approx. 26,300 lumen in total. LED working lights are extremely bright, shock-resistant and durable.	<b>Option</b>	<b>2487615</b>	<b>USD</b>	<b>936.00</b>
<b>Equipment Options</b>				
<b>Exhaust air filter</b>				
VCS - Vacuum Cutting System on the discharge conveyor, for extraction of fine material particles and water vapor from the sealed milling unit.	<b>Option</b>	<b>2336913</b>	<b>USD</b>	<b>8,251.00</b>
<b>Advance drive</b>				
Equipment of the machine with precision steering. Pushbuttons on the multi-function armrests with a proportional response permit more precise steering of the machine.	<b>Standard</b>	<b>2478488</b>	<b>USD</b>	<b>0.00</b>

<b>Equipment operator's platform</b>				
Operator's platform with weather canopy. The weather canopy is hydraulically adjustable in height and provides additional comfort during on-site operation. Including LED working light for illuminating the footstep. (Only in conjunction with electrohydraulic unit.)	<b>Option</b>	<b>2336173</b>	<b>USD</b>	<b>8,156.00</b>
<b>Milling drum assembly options</b>				
Overload sensor on the scraper FB1000 for automatic lifting function in case of obstacles. Effectively prevents the scraper from sinking into the loose sub-base, as well as getting stuck on obstacles.	<b>Option</b>	<b>2478485</b>	<b>USD</b>	<b>2,701.00</b>
Active floating position on the side plate right and left by continuous comparison between the milling depth and position of the side plate. If required, the side plate is lifted briefly to prevent tilting or sinking into a soft sub-base. (Only possible in conjunction with LEVEL PRO PLUS.)	<b>Standard</b>	<b>2478486</b>	<b>USD</b>	<b>0.00</b>
<b>Side milling ring</b>				
Pre-fitting for using a deep milling unit, including all necessary electro, hydraulic and water connections.	<b>Option</b>	<b>2596465</b>	<b>USD</b>	<b>2,076.00</b>
<b>Device for milling drum change</b>				
Milling drum assembly trolley for milling drums up to FB1300 (4 ft 3 in), for straightforward milling drum change	<b>Option</b>	<b>105240</b>	<b>USD</b>	<b>2,633.00</b>
<b>Cold-start device</b>				
Electric preheating of the fuel filter for maintaining free-flow properties of the fuel at low outside temperatures. Used for ensuring operating capability at temperatures below 32 degrees Fahrenheit / 0 degrees Celsius.	<b>Option</b>	<b>2377357</b>	<b>USD</b>	<b>746.00</b>



<b>Options for belt conveyor</b>				
Signal lights on the loading conveyor for a visual truck stop-and-go control without using the horn. The signal lights can be folded in hydraulically from the operator's platform.	<b>Option</b>	<b>2409818</b>	<b>USD</b>	<b>6,392.00</b>
<b>Leveling</b>				
Expansion of the LEVEL PRO PLUS leveling system by a SONIC SKI sensor. Ideal for contact-free wire and soil scanning. Including connection cable and holder.	<b>Option</b>	<b>2352878</b>	<b>USD</b>	<b>5,727.00</b>
<b>Leveling</b>				
Expansion of the leveling system for multiplex system package 3-way right, including 2 x ultrasonic sensors, and connection cable. (FB1000/1200)	<b>Option</b>	<b>2544246</b>	<b>USD</b>	<b>3,651.00</b>
Expansion of the leveling system to make multiplex system package 3-way right and 3-way left, including 4 x ultrasonic sensors and connection cable. (FB1000/1200)	<b>Option</b>	<b>2544249</b>	<b>USD</b>	<b>7,288.00</b>
<b>Leveling</b>				
The pre-fitting 3D laser leveling includes the required mechanical and electrical components for adaptation of a 3D laser leveling system on the machine. The exact positioning and robust configuration of the sensor masts form the basis for optimum working results. The supplied connection box provides for a simple and safe connection of the 3D system, without 3D system.	<b>Option</b>	<b>2544251</b>	<b>USD</b>	<b>4,479.00</b>
Expansion leveling system with basic equipment laser leveling, including holder and laser receiver, without laser transmitter	<b>Option</b>	<b>2544252</b>	<b>USD</b>	<b>15,227.00</b>
<b>Attachments</b>				
Battery-operated electro-hydraulic unit for operation of the machine hydraulics with the diesel engine switched off. (e.g. height adjustment of weather canopy, milling drum rotation device and hydraulic pick extractor drift)	<b>Standard</b>	<b>2412494</b>	<b>USD</b>	<b>0.00</b>
<b>Water system</b>				
Hydraulically operated high-pressure water cleaner with a maximum performance of 15 l/min at 150 bar pressure. Ideal for daily cleaning of the machine.	<b>Option</b>	<b>2336231</b>	<b>USD</b>	<b>3,909.00</b>
<b>Pick changing aids</b>				
Integrated air compressor system with pressure accumulator and filling points. Precondition for operation of compressed air tools (e.g. pneumatic hammers).	<b>Option</b>	<b>2353106</b>	<b>USD</b>	<b>6,216.00</b>
Hydraulically driven pick extractor drift, complete with holder and corresponding electrical and hydraulic connectors. Ideal for convenient and quiet pick change.	<b>Option</b>	<b>2352889</b>	<b>USD</b>	<b>3,461.00</b>

Milling drum rotation device with electrohydraulic milling drum drive for slowly turning the milling drum during pick replacement.	<b>Standard</b>	<b>2352893</b>	<b>USD</b>	<b>0.00</b>
<b>Wirtgen information and diagnostic system</b>				
Equipment of the machine with job data acquisition. The information is shown in the control display.	<b>Standard</b>	<b>2410294</b>	<b>USD</b>	<b>0.00</b>
<b>Camera system</b>				
Monitor system as maneuvering aid with 2 cameras and screen. A camera is mounted on the discharge conveyor and displays the loading of the truck. The 2nd camera shows the area in front of the milling drum housing. The camera images are displayed on the screen.	<b>Option</b>	<b>2487637</b>	<b>USD</b>	<b>5,496.00</b>
<b>Other devices</b>				
License plate holder with LED lighting to comply with country-specific regulations.	<b>Option</b>	<b>2659037</b>	<b>USD</b>	<b>434.00</b>
<b>Documentation</b>				
Additional set of technical documentation - North America country version (US)	<b>Option</b>		<b>USD</b>	<b>81.00</b>
<sup>1</sup> Option must be ordered from headquarters. Date: 3/9/2019				

**Price list****W 100 Ri****Scope of supply – basic machine**

- Engine: 6-CYLINDER DIESEL ENGINE TYPEDEUTZ TCD 6.1 L6 AG 4f
- Rated engine power 2300 r.p.m.: 160 kW / 214.6 HP / 217.5 PS
- Exhaust standard: EU Stage 4 / US Tier 4f
- Standard milling width: 3 ft 3 in / 1000 mm
- Theoretical milling depth: 1 ft / 300 mm

**SCOPE OF SUPPLY OF THE BASIC MACHINE**

- Engine cover with noise insulation and flexibly decoupled engine mounting for especially quiet running and low noise emissions

**MILLING DRUM UNIT**

- Automatically activating, hydraulic drive belt tensioner for reliable power transmission to the milling drum
- Hydraulically lifting side plate right and left
- Round milling drum housing and straight left side plate for optimum material transport, making for low left-over amounts when lifting out the milling drum
- The right side of the milling drum housing can easily be folded down for maintenance or milling drum change
- Optimized for quick change of the milling drum, including by using centering pins with the side door of the milling drum housing
- With automatic electrical safety shut-off for the milling drum

**LOADING OF MILLED MATERIAL**

- Machine prepared for optional material loading by discharge conveyor
- Conveyor speed continuously variable
- Conveyor slewing angle right/left 25 degrees each for significantly improved loading procedures

**OPERATOR'S PLATFORM**

- Operator's platform with ergonomically arranged operator's seat, control panel arranged on the right and digital milling depth indicator in the control display
- Steering console with adjustable rake and reach for ideal adaptation of the operator's platform to the operator
- 3 mirrors
- Machine design permits unobstructed view of the milled edge at the right and left as well as the working area in front of the milling drum on the right
- Conveniently accessible ladder/footstep to the operator's platform with night-time lighting and especially low, folding bottom edge of the latter/footstep
- Robust anti-vandalism protection for the controls

**CHASSIS AND HEIGHT ADJUSTMENT**

- Precise machine height adjustment in 0.04 or 0.2 in / 1 or 5 mm steps from the machine control panel
- Infinitely variable, hydraulic all-wheel drive with three speed ranges
- Digital load control, manual engageable, hydraulic differential lock (by flow distributor)
- Wide solid rubber tires for the lowest ground pressures and optimum traction
- For milling along curb edges, the rear right support wheel can be swiveled hydraulically from the operator's platform in front of the milling drum.

- Hydraulic spring-loaded brake
- Proportional height adjustment at rear

#### **MISCELLANEOUS**

- Flexible weight concept by optional additional weights
- Particularly low machine center of gravity for high stability of the machine
- Robust and easily maintained machine chassis with optimum ground clearance and short overhangs
- Device for towing away
- Reversing horn
- Large tool package with lockable tool box and additional storage space for two pick containers
- Pre-fitting for installing the WITOS FleetView control unit
- European design type certification, EuroTest mark and CE conformity

**List price ex subsidiary Wirtgen America**

**USD 351,622.00**

Mandatory Options				
Milling drum housing				
Wear-resistant milling drum housing FB1000 (3 ft 3 in) without milling drum	Standard	2365918	USD	0.00
Wear-resistant milling drum housing FB1000 (3 ft 3 in) FCS-Light, with pre-fitting for quick and easy milling drum changes with different tool spacings while keeping the same working widths, without milling drum.	Option	2365919	USD	7,193.00
Wear-resistant milling drum housing FB600 (3 ft 3 in) FCS with pre-fitting enabling a quick and easy change of the milling drums with varying spacings and milling widths, without milling drum.	Option	2459677	USD	9,581.00
Milling drums / milling units				
Milling drum with milling width 1000 mm / (3 ft, 3 in) milling depth max. 300 mm / 1 ft, tool spacing 15 mm / 0.6 in, equipped with quick-change toolholder system HT22 and 100 picks. For a wide range of applications, e.g. removal of surface and binder layer or complete removal of road surfaces.	Standard	2311420	USD	0.00
Material depressor / milling unit seal front				
Front milling drum unit seal FB1000 (3 ft 3 in) with hydraulic height and contact pressure adjustment. An overload sensor with lifting function lifts the seal briefly in case of a collision and thus prevents damage.	Standard	2365926	USD	0.00
Operator's platform				
Standard operator's seat with shock absorption and lengthways adjustment	Standard	2365928	USD	0.00
Comfort operator's seat incl. seat heating. The operator's seat has shock absorption, lengthways adjustment and can be swiveled through 20 degrees.	Option	2365929	USD	1,031.00
Operator's platform				
Flexibly mounted operator's platform, without weather canopy.	Standard	2365930	USD	0.00
Operator's platform with weather canopy and lateral weather protection elements. The weather canopy can be adjusted in height hydraulically. The transparent weather protection elements on the side on the roof and the right of the operator's platform protect the operator against the effects of weather driving in from the sides, and ensure additional comfort when working. (FB1000)	Option	2436568	USD	8,564.00
Operator's platform with weather canopy and lateral weather protection elements. The weather canopy can be adjusted in height hydraulically. The transparent weather protection elements on the side on the roof and the right of the operator's platform protect the operator against the effects of weather driving in from the sides, and ensure additional comfort when working. (FB1200)	Option	2523456	USD	8,564.00
Milling depth regulation				
LEVEL PRO PLUS leveling system. The measurement is made using cylinder sensors on the side plate right and left. The milling depth is displayed and set intuitively on the LEVEL PRO PLUS control display. The milling depth is regulated automatically. Incl. pre-fitting for additional sensors (e.g. Rapid Slope).	Standard	2365933	USD	0.00

<b>Hydraulic connection</b>				
Machine with hydraulic pre-fitting for a discharge conveyor with screw coupling. Each contains the coupling element on the machine side and the discharge conveyor side.	<b>Standard</b>	<b>2370564</b>	<b>USD</b>	<b>0.00</b>
Machine with hydraulic pre-fitting for a discharge conveyor with quick-change coupling. For quick change of the discharge conveyor. Each contains the coupling element on the machine side and the discharge conveyor side.	<b>Option</b>	<b>2370565</b>	<b>USD</b>	<b>1,086.00</b>
<b>Material transport</b>				
Discharge conveyor 7,350 mm / 24 ft 1 in long with conveyor belt width 500 mm / 1 ft 8 in and hydraulic folding device for shortening the transport length or simplified maneuvering in narrow fields. Including an LED working light for illuminating the ejection area. Discharge conveyor including mechanical installation and removal assistance.	<b>Standard</b>	<b>2370568</b>	<b>USD</b>	<b>0.00</b>
<b>Paint</b>				
Painting in cream RAL 9001 with orange stripes. The complete lower part of the machine is painted in slate grey RAL 7015.	<b>Standard</b>	<b>2370429</b>	<b>USD</b>	<b>0.00</b>
Monocolor special painting. Cream white color is replaced by a special color (RAL according to customer). The complete lower part of the machine is painted in slate grey RAL 7015.	<b>Option</b>	<b>2370430</b>	<b>USD</b>	<b>1,561.00</b>
Two-color special painting. Cream color is replaced by two special colors (each RAL acc. to customer request). The complete lower part of the machine is painted in slate gray RAL 7015.	<b>Option</b>	<b>2370431</b>	<b>USD</b>	<b>10,029.00</b>
Multi-color special painting. Cream color is replaced by a maximum of two special colors (RAL acc. to customer request). In addition, the lower part of the machine is painted in one special color (RAL acc. to customer request).	<b>Option</b>	<b>2370432</b>	<b>USD</b>	<b>15,756.00</b>
<b>Technical documentation</b>				
Technical documentation - North America country version (US)	<b>Standard</b>	<b>2456347</b>	<b>USD</b>	<b>0.00</b>
<b>Service documentation</b>				
Spare part and application documentation English (EN)	<b>Standard</b>	<b>2456404</b>	<b>USD</b>	<b>0.00</b>
<b>Warranty</b>				
Standard warranty 12 months or 1000 engine operational hours	<b>Standard</b>	<b>100772</b>	<b>USD</b>	<b>0.00</b>
<b>Telematics</b>				
WITOS FleetView includes a control unit (TCU) with a GPS receiver and the usage rights for the web application WITOS FleetView. The web access function offers a compact overview of the machine status including consumption data, working times, position data, error messages and service intervals. (The actual amount of data available depends on the machine type). The availability of WITOS FleetView is guaranteed for 3 years from the date of delivery.	<b>Standard</b>	<b>2483436</b>	<b>USD</b>	<b>0.00</b>

<b>Machine lighting</b>				
Lighting system consisting of 1 LED strip, 3 halogen and 8 LED working lights. The headlights illuminate the area in front of the machine, the left machine side, the area in front of the milling drum unit, the loading area, the ladder/footstep and the operator's platform. The light output of the working lights is approx. 16,700 lumen in total.	<b>Standard</b>	<b>2487612</b>	<b>USD</b>	<b>0.00</b>
High-performance lighting system consisting of 2 LED strips, 1 halogen and 12 LED working lights. The headlights illuminate the area in front of the machine, the rear of the machine, the left machine side from the front and rear, the area in front of the milling drum unit, the wheel arch, the weather canopy, the loading area, the ladder/footstep and the operator's platform. The light output of the working lights is approx. 23,300 lumen in total. LED working lights are extremely bright, shock-resistant and durable.	<b>Option</b>	<b>2487613</b>	<b>USD</b>	<b>923.00</b>
<b>Crawler units</b>				
The machine is equipped with a front axle for using a milling unit with a width of 1.000 mm / 1.200 mm.	<b>Standard</b>	<b>2589208</b>	<b>USD</b>	<b>0.00</b>
<b>Equipment Options</b>				
<b>Additional weight</b>				
Additional weight 400 kg / 881 lb for four-wheel machine. 100 kg / 220 lb additional weight can be mounted in each rim. The additional weight can improve working under extreme conditions, although does increase the transport weight of the machine.	<b>Option</b>	<b>2462950</b>	<b>USD</b>	<b>5,374.00</b>
<b>Advance drive</b>				
Machine (FB1000 / FB1200) equipped for increased transfer speed with more powerful hydraulic components (up to 7,5 km/h / 4,5 mph). Construction site operations are significantly faster due to the increased transfer speed of the machine.	<b>Standard</b>	<b>2370563</b>	<b>USD</b>	<b>0.00</b>
Machine equipped with precision steering (FB1000/1200). Proportional push-buttons on the multi-function armrest enable the machine to be steered more precisely.	<b>Standard</b>	<b>2478483</b>	<b>USD</b>	<b>0.00</b>
<b>Milling drum assembly options</b>				
Overload sensor on the scraper FB1000/1200 for automatic lifting function in case of obstacles. Effectively prevents the scraper from sinking into the loose sub-base, as well as getting stuck on obstacles.	<b>Option</b>	<b>2478481</b>	<b>USD</b>	<b>1,751.00</b>
Active floating position on the side plate right and left by continuous comparison between the milling depth and position of the side plate. If required, the side plate is lifted briefly to prevent tilting or sinking into a soft sub-base. (Only possible in conjunction with LEVEL PRO PLUS.)	<b>Option</b>	<b>2478486</b>	<b>USD</b>	<b>1,656.00</b>
<b>Device for milling drum change</b>				
Milling drum assembly trolley for milling drums up to FB1300 (4 ft 3 in), for straightforward milling drum change	<b>Option</b>	<b>105240</b>	<b>USD</b>	<b>2,633.00</b>
Assembly aid for the fast milling drum change	<b>Option</b>	<b>101056</b>	<b>USD</b>	<b>1,276.00</b>
<b>Additional milling units</b>				

FCS milling unit FB400 (15,75") LA15, with quick-change toolholder system HT22, milling depth max. 0 ft 11 in / 300 mm, equipped with 59 RS picks, including scraper bottom part FB400 (15,75")	Option	2478482	USD	17,589.00
FCS milling unit FB500 (20") LA15, with quick-change toolholder system HT22, milling depth max. 0 ft 11 in / 300 mm, equipped with 65 RS picks, including scraper bottom part FB500 (20")	Option	2478484	USD	18,403.00
<b>Cold-start device</b>				
Electric preheating of the fuel filter for maintaining free-flow properties of the fuel at low outside temperatures. Used for ensuring operating capability at temperatures below 32 degrees Fahrenheit / 0 degrees Celsius.	Option	2468568	USD	394.00
<b>Options for belt conveyor</b>				
Hydraulic coupler on conveyor side for mounting on an additional discharge conveyor. For use on a machine pre-equipped with screw coupling.	Option	2370616	USD	163.00
<b>Lateral slope control</b>				
Expansion of the LEVEL PRO PLUS leveling system by a RAPID SLOPE sensor. Ideal, for example for aligning the machine in a defined lateral tilt on a one-sided reference.	Option	2370620	USD	4,004.00
Expansion of the LEVEL PRO PLUS leveling system by a leveling boom that can be moved out on the left side. The boom can be moved out hydraulically if required by up to 43 in / 1,080 mm and mechanically by a further 40 in / 1,020 mm. Including sensor and cable as well as LED position lights for indicating the moved-out boom.	Option	2417339	USD	5,496.00
<b>Water system / spraying agent system</b>				
Hydraulically driven water filler pump. For rapid filling of the water tank. The filler pump is located in an easily accessible position and is protected in the storage compartment at the ladder/footstep to the operator's platform.	Option	2511836	USD	2,701.00
<b>Pick changing aids</b>				
Hydraulically driven pick extractor with holder and corresponding electrical and hydraulic connectors. Ideal for a convenient, fast and quiet cutting tool replacement.	Option	2370621	USD	3,461.00
<b>Wirtgen information and diagnostic system</b>				
Equipment of the machine with job data acquisition. The information is shown in the control display.	Standard	2410294	USD	0.00
<b>Camera system</b>				
Monitor system as maneuvering aid with two cameras and screen. A camera is mounted on the discharge conveyor and displays the loading of the truck. The 2nd camera shows the area in front of the milling drum housing. The camera images are displayed on the screen.	Option	2487627	USD	4,967.00
<b>Other devices</b>				
License plate holder with LED lighting to comply with country-specific regulations.	Option	2655778	USD	434.00
<b>Documentation</b>				
Additional set of technical documentation - North America country version (US)	Option		USD	81.00
Date: 3/6/2019				



**Price list****W 120 Cfi - FCS****Scope of supply – basic machine**

- Engine: 6-CYLINDER DIESEL ENGINE TYPE CUMMINS QSL9 C-300
- Rated engine power 2100 r.p.m.: 248 kW / 333 HP / 337 PS
- Maximum power at 1900 r.p.m.: 257 kW / 345 HP / 350 PS
- Exhaust standard: EU Stage 4 / US Tier 4f
- Standard milling width: 3 ft 11 in / 1200 mm
- Theoretical milling depth: 1 ft 1 in / 330 mm

**STANDARD EQUIPMENT**

- Basic machine with engine
- Mechanically opening engine cowling with noise insulation
- Radiator with temperature-dependent fan speed
- Highly effective noise insulation throughout the engine compartment
- Automatic engine speed control depending on driving situation
- Elastically mounted engine station with low vibration and low noise

**MILLING DRUM HOUSING**

- The right side of the milling drum housing can easily be folded down for maintenance or milling drum change
- Hydraulically operated scraper with mechanical locking

**LOADING OF MILLED MATERIAL**

- Discharge conveyor slewing angle left 60 degrees – right 60 degrees
- Two slewing speeds on the hydraulically foldable discharge conveyor with an adjustable conveying speed for precise loading

**MACHINE CONTROL AND LEVELLING SYSTEM**

- Digital milling depth indicator in the machine control display
- LEVEL PRO PLUS leveling system right and left
- RAPID SLOPE cross-slope sensor for LEVEL PRO ACTIVE leveling system
- Precise machine height adjustment in 1 or 5 mm steps on the main control panel of the machine
- Digital load control, manual engageable, hydraulic differential lock (by flow distributor)

**OPERATOR'S PLATFORM**

- Hydraulically extending operator's platform for optimum visibility of the working area
- Steering console with adjustable rake and reach for ideal adaptation of the operator's platform to the operator
- Slender machine design permits unobstructed view of the milled edge as well as the working area in front of the milling drum on the right
- Conveniently accessible ladder/footstep to the operator's platform with night-time lighting and especially low bottom edge of the latter/footstep
- Robust anti-vandalism protection for the controls
- Mirror package comprising rear-view mirrors at front left and right as well as a forward-pointing mirror at the left of the operator's platform
- Reversing horn with clear audible signal
- Illuminated control panel / nighttime design
- Scraper height is shown on the display

**CHASSIS AND HEIGHT ADJUSTMENT**

- Hydraulic height adjustment of the front and rear track units at two speeds

**MISCELLANEOUS**

<ul style="list-style-type: none"> <li>• Large tool package</li> <li>• Device for towing away</li> <li>• Generously sized water and diesel tanks</li> <li>• Extensive safety package with several EMERGENCY STOP switches</li> <li>• Pre-fitting for installing the WITOS FleetView control unit</li> <li>• European design type certification, EuroTest mark and CE conformity</li> </ul>				
<b>List price ex subsidiary Wirtgen America</b>			<b>USD</b>	<b>591,144.00</b>
<b>Mandatory Options</b>				
<b>Exhaust Gas After Treatment</b>				
Exhaust after-treatment by diesel oxidation catalytic converter DOC in exhaust emissions category EU Stage 4 / US Tier 4f. Without diesel particulate filter.	<b>Standard</b>	<b>2490140</b>	<b>USD</b>	<b>0.00</b>
Exhaust after-treatment by diesel oxidation catalyst DOC in exhaust emissions category EU Stage 4 / US Tier 4f. Additionally equipped with diesel particulate filter (DPF) - for operation e.g. in halls or in environmental zones with limited fine dust emission.	<b>Option</b>	<b>2490141</b>	<b>USD</b>	<b>13,504.00</b>
<b>Crawler units</b>				
Configuration with 4 driven track units. The two front track units are steered. The crawler unit at the rear right is hydraulically slewing and also steers. Traveling speed max. 3.6 mph / 5.8 km/h.	<b>Standard</b>	<b>2490142</b>	<b>USD</b>	<b>0.00</b>
<b>Milling drum housing</b>				
Wear-resistant milling drum housing FB1200 (3 ft 11 in) FCS, with pre-fitting for quick and easy milling drum change, without milling drum	<b>Standard</b>	<b>2336168</b>	<b>USD</b>	<b>0.00</b>
<b>Milling drums / milling units</b>				
FCS milling drum with milling width 1200 mm / 3 ft / 11 in, tool spacing 15 mm / 19/32 in, equipped with quick-change toolholder system HT22 and 115 picks. For a wide range of applications, e.g. removal of surface and binder layer, complete removal of road surfaces or concrete milling work.	<b>Standard</b>	<b>2308142</b>	<b>USD</b>	<b>0.00</b>
<b>Operator's platform</b>				
Standard operator's seat with shock absorption and lengthways adjustment	<b>Standard</b>	<b>2412488</b>	<b>USD</b>	<b>0.00</b>
Comfort operator's seat incl. seat heating. The operator's seat has shock absorption, lengthways adjustment and can be swiveled through a total of 50 degrees.	<b>Option</b>	<b>2412489</b>	<b>USD</b>	<b>1,154.00</b>
<b>Hydraulic connection</b>				
Machine with hydraulic pre-fitting for a discharge conveyor with screw coupling. Each contains the coupling element on the machine side and the discharge conveyor side.	<b>Standard</b>	<b>2412477</b>	<b>USD</b>	<b>0.00</b>
<b>Material transport</b>				
Discharge conveyor 26 ft 9 in / 8,150 mm long with conveyor belt width 2 ft / 600 mm and hydraulic folding device for shortening the transport length or simplified maneuvering in narrow fields.	<b>Standard</b>	<b>2336175</b>	<b>USD</b>	<b>0.00</b>
<b>Paint</b>				
Painting in cream RAL 9001 with orange stripes. The complete lower part of the machine is painted in slate grey RAL 7015.	<b>Standard</b>	<b>2336244</b>	<b>USD</b>	<b>0.00</b>
Monocolor special painting. Cream white color is replaced by a special color (RAL according to customer). The complete lower part of the machine is painted in slate grey RAL 7015.	<b>Option</b>	<b>2336246</b>	<b>USD</b>	<b>1,561.00</b>

<b>Technical documentation</b>				
Technical documentation - North America country version (US)	Standard	2456347	USD	0.00
<b>Service documentation</b>				
Spare part and application documentation English (EN)	Standard	2456404	USD	0.00
<b>Warranty</b>				
Standard warranty 12 months or 1000 engine operational hours	Standard	100772	USD	0.00
<b>Telematics</b>				
WITOS FleetView includes a control unit (TCU) with a GPS receiver and the usage rights for the web application WITOS FleetView. The web access function offers a compact overview of the machine status including consumption data, working times, position data, error messages and service intervals. (The actual amount of data available depends on the machine type). The availability of WITOS FleetView is guaranteed for 3 years from the date of delivery.	Standard	2483436	USD	0.00
<b>Machine lighting</b>				
Lighting system consisting of 4 halogen and 8 LED working lights. The headlights illuminate the area in front of the machine, both machine sides, the area in front of the milling drum unit, the loading area, the ladder/footstep and the operator's platform. The light output of the working lights is approx. 19,500 lumen in total.	Standard	2487614	USD	0.00
High-performance lighting system consisting of 1 halogen and 14 LED working lights. The headlights illuminate the area in front of and behind the machine, both machine sides, the area in front of the milling drum unit, the loading area, the weather canopy, the ladder/footstep and the operator's platform. The light output of the working lights is approx. 26,300 lumen in total. LED working lights are extremely bright, shock-resistant and durable.	Option	2487615	USD	936.00
<b>Equipment Options</b>				
<b>Exhaust air filter</b>				
VCS - Vacuum Cutting System on the discharge conveyor, for extraction of fine material particles and water vapor from the sealed milling unit.	Option	2336913	USD	8,251.00
<b>Advance drive</b>				
Equipment of the machine with precision steering. Pushbuttons on the multi-function armrests with a proportional response permit more precise steering of the machine.	Standard	2478488	USD	0.00
<b>Equipment operator's platform</b>				
Operator's platform with weather canopy. The weather canopy is hydraulically adjustable in height and provides additional comfort during on-site operation. Including LED working light for illuminating the footstep. (Only in conjunction with electrohydraulic unit.)	Option	2336173	USD	8,156.00

<b>Milling drum assembly options</b>				
Active floating position on the side plate right and left by continuous comparison between the milling depth and position of the side plate. If required, the side plate is lifted briefly to prevent tilting or sinking into a soft sub-base. (Only possible in conjunction with LEVEL PRO PLUS.)	<b>Standard</b>	<b>2478486</b>	<b>USD</b>	<b>0.00</b>
<b>Device for milling drum change</b>				
Milling drum assembly trolley for milling drums up to FB1300 (4 ft 3 in), for straightforward milling drum change	<b>Option</b>	<b>105240</b>	<b>USD</b>	<b>2,633.00</b>
<b>Additional milling units</b>				
FCS tandem scraper FB1200 (3 ft 11 in) with necessary hydraulic and electrical systems. For the use of milling drums smaller than FB1200 (3 ft 11 in). The min. milling width for material loading onto the loading belt is FB750	<b>Standard</b>	<b>2351465</b>	<b>USD</b>	<b>0.00</b>
FCS milling unit FB300 (12") LA15, with quick-change toolholder system HT22, milling depth max. 11 in / 280 mm, equipped with 61 RS picks, including scraper bottom part FB300 (12")	<b>Option</b>	<b>2308611</b>	<b>USD</b>	<b>14,983.00</b>
FCS milling unit FB600 (24") LA12, with quick-change toolholder system HT22, milling depth max. 11 in / 280 mm, equipped with 80 picks, including scraper bottom part FB600 (24")	<b>Option</b>	<b>2308615</b>	<b>USD</b>	<b>24,225.00</b>
FCS milling unit FB900 (2 ft 11 in) LA15, with quick-change toolholder system HT22, milling depth max. 11 in / 280 mm, equipped with 102 RS picks, including scraper bottom part FB900 (2 ft 11 in)	<b>Option</b>	<b>2308616</b>	<b>USD</b>	<b>37,864.00</b>
<b>Cold-start device</b>				
Electric preheating of the fuel filter for maintaining free-flow properties of the fuel at low outside temperatures. Used for ensuring operating capability at temperatures below 32 degrees Fahrenheit / 0 degrees Celsius.	<b>Option</b>	<b>2377357</b>	<b>USD</b>	<b>746.00</b>
<b>Options for belt conveyor</b>				
Signal lights on the loading conveyor for a visual truck stop-and-go control without using the horn. The signal lights can be folded in hydraulically from the operator's platform.	<b>Option</b>	<b>2409818</b>	<b>USD</b>	<b>6,392.00</b>
<b>Leveling</b>				
Expansion of the LEVEL PRO PLUS leveling system by a SONIC SKI sensor. Ideal for contact-free wire and soil scanning. Including connection cable and holder.	<b>Option</b>	<b>2352878</b>	<b>USD</b>	<b>5,727.00</b>
<b>Leveling</b>				
Expansion of the leveling system for multiplex system package 3-way right, including 2 x ultrasonic sensors, and connection cable. (FB1000/1200)	<b>Option</b>	<b>2544246</b>	<b>USD</b>	<b>3,651.00</b>
Expansion of the leveling system to make multiplex system package 3-way right and 3-way left, including 4 x ultrasonic sensors and connection cable. (FB1000/1200)	<b>Option</b>	<b>2544249</b>	<b>USD</b>	<b>7,288.00</b>

<b>Attachments</b>				
Battery-operated electro-hydraulic unit for operation of the machine hydraulics with the diesel engine switched off. (e.g. height adjustment of weather canopy, milling drum rotation device and hydraulic pick extractor drift)	<b>Standard</b>	<b>2412494</b>	<b>USD</b>	<b>0.00</b>
<b>Water system</b>				
Hydraulically operated high-pressure water cleaner with a maximum performance of 15 l/min at 150 bar pressure. Ideal for daily cleaning of the machine.	<b>Option</b>	<b>2336231</b>	<b>USD</b>	<b>3,909.00</b>
<b>Pick changing aids</b>				
Integrated air compressor system with pressure accumulator and filling points. Precondition for operation of compressed air tools (e.g. pneumatic hammers).	<b>Option</b>	<b>2353106</b>	<b>USD</b>	<b>6,216.00</b>
Hydraulically driven pick extractor drift, complete with holder and corresponding electrical and hydraulic connectors. Ideal for convenient and quiet pick change.	<b>Option</b>	<b>2352889</b>	<b>USD</b>	<b>3,461.00</b>
Milling drum rotation device with electrohydraulic milling drum drive for slowly turning the milling drum during pick replacement.	<b>Standard</b>	<b>2352893</b>	<b>USD</b>	<b>0.00</b>
<b>Wirtgen information and diagnostic system</b>				
Equipment of the machine with job data acquisition. The information is shown in the control display.	<b>Standard</b>	<b>2410294</b>	<b>USD</b>	<b>0.00</b>
<b>Camera system</b>				
Monitor system as maneuvering aid with 2 cameras and screen. A camera is mounted on the discharge conveyor and displays the loading of the truck. The 2nd camera shows the area in front of the milling drum housing. The camera images are displayed on the screen.	<b>Option</b>	<b>2487637</b>	<b>USD</b>	<b>5,496.00</b>
<b>Other devices</b>				
License plate holder with LED lighting to comply with country-specific regulations.	<b>Option</b>	<b>2659037</b>	<b>USD</b>	<b>434.00</b>
<b>Additional milling drums</b>				
FCS milling drum with milling width 1200 mm / 3 ft / 11 in, milling depth max. 100 mm / 3 15/16 in, tool spacing 8 mm / 5/16 in, equipped with quick-change toolholder system HT22 and 174 picks. For applications with a high requirement on macro and micro-profile of the road surface, e.g. fine milling with increased evenness or correction milling work.	<b>Option</b>	<b>2308216</b>	<b>USD</b>	<b>47,961.00</b>
FCS milling drum, with milling width 1200 mm / 3 ft / 11 in, milling depth max. 50 mm / 1 31/32 in, tool spacing 6x2 mm / 15/64 x / 5/64 in, equipped with welded holder system HT5 and 410 picks. For applications with the maximum requirement on macro and micro-profile of the road surface, e.g. increase in grip by roughening, preparatory milling for thin-layer coverings or removal of markings on the road surface.	<b>Option</b>	<b>2061125</b>	<b>USD</b>	<b>56,566.00</b>
FCS milling drum with milling width 1200 mm / 3 ft / 11 in, tool spacing 25 mm / 63/64 in, equipped with quick-change toolholder system HT22 and 87 picks. For applications with high requirements for milling volume, e.g. complete removal of road surfaces or concrete milling work.	<b>Option</b>	<b>2308286</b>	<b>USD</b>	<b>22,542.00</b>
<b>Documentation</b>				
Additional set of technical documentation - North America country version (US)	<b>Option</b>		<b>USD</b>	<b>81.00</b>
<sup>1</sup> Option must be ordered from headquarters. Date: 3/6/2019				

## Price list

# W 120 Cfi - FCS

### Scope of supply – basic machine

- Engine: 6-CYLINDER DIESEL ENGINE TYPE CUMMINS QSL9 C-300
- Rated engine power 2100 r.p.m.: 248 kW / 333 HP / 337 PS
- Maximum power at 1900 r.p.m.: 257 kW / 345 HP / 350 PS
- Exhaust standard: EU Stage 4 / US Tier 4f
- Standard milling width: 3 ft 11 in / 1200 mm
- Theoretical milling depth: 1 ft 1 in / 330 mm

### STANDARD EQUIPMENT

- Basic machine with engine
- Mechanically opening engine cowling with noise insulation
- Radiator with temperature-dependent fan speed
- Highly effective noise insulation throughout the engine compartment
- Automatic engine speed control depending on driving situation
- Elastically mounted engine station with low vibration and low noise

### MILLING DRUM HOUSING

- The right side of the milling drum housing can easily be folded down for maintenance or milling drum change
- Hydraulically operated scraper with mechanical locking

### LOADING OF MILLED MATERIAL

- Discharge conveyor slewing angle left 60 degrees – right 60 degrees
- Two slewing speeds on the hydraulically foldable discharge conveyor with an adjustable conveying speed for precise loading

### MACHINE CONTROL AND LEVELLING SYSTEM

- Digital milling depth indicator in the machine control display
- LEVEL PRO PLUS leveling system right and left
- RAPID SLOPE cross-slope sensor for LEVEL PRO ACTIVE leveling system
- Precise machine height adjustment in 1 or 5 mm steps on the main control panel of the machine
- Digital load control, manual engageable, hydraulic differential lock (by flow distributor)

### OPERATOR'S PLATFORM

- Hydraulically extending operator's platform for optimum visibility of the working area
- Steering console with adjustable rake and reach for ideal adaptation of the operator's platform to the operator
- Slender machine design permits unobstructed view of the milled edge as well as the working area in front of the milling drum on the right

- Conveniently accessible ladder/footstep to the operator's platform with night-time lighting and especially low bottom edge of the latter/footstep
- Robust anti-vandalism protection for the controls
- Mirror package comprising rear-view mirrors at front left and right as well as a forward-pointing mirror at the left of the operator's platform
- Reversing horn with clear audible signal
- Illuminated control panel / nighttime design
- Scraper height is shown on the display

#### **CHASSIS AND HEIGHT ADJUSTMENT**

- Hydraulic height adjustment of the front and rear track units at two speeds

#### **MISCELLANEOUS**

- Large tool package
- Device for towing away
- Generously sized water and diesel tanks
- Extensive safety package with several EMERGENCY STOP switches
- Pre-fitting for installing the WITOS FleetView control unit
- European design type certification, EuroTest mark and CE conformity

**List price ex subsidiary Wirtgen America**

**USD 570,977.00**

Mandatory Options				
Exhaust Gas After Treatment				
Exhaust after-treatment by diesel oxidation catalytic converter DOC in exhaust emissions category EU Stage 4 / US Tier 4f. Without diesel particulate filter.	Standard	2490140	USD	0.00
Exhaust after-treatment by diesel oxidation catalyst DOC in exhaust emissions category EU Stage 4 / US Tier 4f. Additionally equipped with diesel particulate filter (DPF) - for operation e.g. in halls or in environmental zones with limited fine dust emission.	Option	2490141	USD	13,504.00
Crawler units				
Configuration with 4 driven track units. The two front track units are steered. The crawler unit at the rear right is hydraulically slewing and also steers. Traveling speed max. 3.6 mph / 5.8 km/h.	Standard	2490142	USD	0.00
Milling drum housing				
Wear-resistant milling drum housing FB1200 (3 ft 11 in) without milling drum	Standard	2336167	USD	0.00
Milling drums / milling units				
Milling drum with milling width 1200 mm / 3 ft / 11 in, tool spacing 15 mm / 19/32 in, equipped with quick-change toolholder system HT22 and 115 picks. For a wide range of applications, e.g. removal of surface and binder layer, complete removal of road surfaces or concrete milling work.	Standard	2308578	USD	0.00
Operator's platform				
Standard operator's seat with shock absorption and lengthways adjustment	Standard	2412488	USD	0.00
Comfort operator's seat incl. seat heating. The operator's seat has shock absorption, lengthways adjustment and can be swiveled through a total of 50 degrees.	Option	2412489	USD	1,154.00
Hydraulic connection				
Machine with hydraulic pre-fitting for a discharge conveyor with screw coupling. Each contains the coupling element on the machine side and the discharge conveyor side.	Standard	2412477	USD	0.00
Material transport				
Discharge conveyor 26 ft 9 in / 8,150 mm long with conveyor belt width 2 ft / 600 mm and hydraulic folding device for shortening the transport length or simplified maneuvering in narrow fields.	Standard	2336175	USD	0.00



<b>Paint</b>				
Painting in cream RAL 9001 with orange stripes. The complete lower part of the machine is painted in slate grey RAL 7015.	<b>Standard</b>	<b>2336244</b>	<b>USD</b>	<b>0.00</b>
Monocolor special painting. Cream white color is replaced by a special color (RAL according to customer). The complete lower part of the machine is painted in slate grey RAL 7015.	<b>Option</b>	<b>2336246</b>	<b>USD</b>	<b>1,561.00</b>
<b>Technical documentation</b>				
Technical documentation - North America country version (US)	<b>Standard</b>	<b>2456347</b>	<b>USD</b>	<b>0.00</b>
<b>Service documentation</b>				
Spare part and application documentation English (EN)	<b>Standard</b>	<b>2456404</b>	<b>USD</b>	<b>0.00</b>
<b>Warranty</b>				
Standard warranty 12 months or 1000 engine operational hours	<b>Standard</b>	<b>100772</b>	<b>USD</b>	<b>0.00</b>
<b>Telematics</b>				
WITOS FleetView includes a control unit (TCU) with a GPS receiver and the usage rights for the web application WITOS FleetView. The web access function offers a compact overview of the machine status including consumption data, working times, position data, error messages and service intervals. (The actual amount of data available depends on the machine type). The availability of WITOS FleetView is guaranteed for 3 years from the date of delivery.	<b>Standard</b>	<b>2483436</b>	<b>USD</b>	<b>0.00</b>
<b>Machine lighting</b>				
Lighting system consisting of 4 halogen and 8 LED working lights. The headlights illuminate the area in front of the machine, both machine sides, the area in front of the milling drum unit, the loading area, the ladder/footstep and the operator's platform. The light output of the working lights is approx. 19,500 lumen in total.	<b>Standard</b>	<b>2487614</b>	<b>USD</b>	<b>0.00</b>
High-performance lighting system consisting of 1 halogen and 14 LED working lights. The headlights illuminate the area in front of and behind the machine, both machine sides, the area in front of the milling drum unit, the loading area, the weather canopy, the ladder/footstep and the operator's platform. The light output of the working lights is approx. 26,300 lumen in total. LED working lights are extremely bright, shock-resistant and durable.	<b>Option</b>	<b>2487615</b>	<b>USD</b>	<b>936.00</b>

Equipment Options				
Exhaust air filter				
VCS - Vacuum Cutting System on the discharge conveyor, for extraction of fine material particles and water vapor from the sealed milling unit.	Option	2336913	USD	8,251.00
Advance drive				
Equipment of the machine with precision steering. Pushbuttons on the multi-function armrests with a proportional response permit more precise steering of the machine.	Standard	2478488	USD	0.00
Equipment operator's platform				
Operator's platform with weather canopy. The weather canopy is hydraulically adjustable in height and provides additional comfort during on-site operation. Including LED working light for illuminating the footstep. (Only in conjunction with electrohydraulic unit.)	Option	2336173	USD	8,156.00
Milling drum assembly options				
Active floating position on the side plate right and left by continuous comparison between the milling depth and position of the side plate. If required, the side plate is lifted briefly to prevent tilting or sinking into a soft sub-base. (Only possible in conjunction with LEVEL PRO PLUS.)	Standard	2478486	USD	0.00
Device for milling drum change				
Milling drum assembly trolley for milling drums up to FB1300 (4 ft 3 in), for straightforward milling drum change	Option	105240	USD	2,633.00
Cold-start device				
Electric preheating of the fuel filter for maintaining free-flow properties of the fuel at low outside temperatures. Used for ensuring operating capability at temperatures below 32 degrees Fahrenheit / 0 degrees Celsius.	Option	2377357	USD	746.00
Options for belt conveyor				
Signal lights on the loading conveyor for a visual truck stop-and-go control without using the horn. The signal lights can be folded in hydraulically from the operator's platform.	Option	2409818	USD	6,392.00
Leveling				
Expansion of the LEVEL PRO PLUS leveling system by a SONIC SKI sensor. Ideal for contact-free wire and soil scanning. Including connection cable and holder.	Option	2352878	USD	5,727.00

<b>Leveling</b>				
Expansion of the leveling system for multiplex system package 3-way right, including 2 x ultrasonic sensors, and connection cable. (FB1000/1200)	Option	2544246	USD	3,651.00
Expansion of the leveling system to make multiplex system package 3-way right and 3-way left, including 4 x ultrasonic sensors and connection cable. (FB1000/1200)	Option	2544249	USD	7,288.00
<b>Attachments</b>				
Battery-operated electro-hydraulic unit for operation of the machine hydraulics with the diesel engine switched off. (e.g. height adjustment of weather canopy, milling drum rotation device and hydraulic pick extractor drift)	Standard	2412494	USD	0.00
<b>Water system</b>				
Hydraulically operated high-pressure water cleaner with a maximum performance of 15 l/min at 150 bar pressure. Ideal for daily cleaning of the machine.	Option	2336231	USD	3,909.00
<b>Pick changing aids</b>				
Integrated air compressor system with pressure accumulator and filling points. Precondition for operation of compressed air tools (e.g. pneumatic hammers).	Option	2353106	USD	6,216.00
Hydraulically driven pick extractor drift, complete with holder and corresponding electrical and hydraulic connectors. Ideal for convenient and quiet pick change.	Option	2352889	USD	3,461.00
Milling drum rotation device with electrohydraulic milling drum drive for slowly turning the milling drum during pick replacement.	Standard	2352893	USD	0.00
<b>Wirtgen information and diagnostic system</b>				
Equipment of the machine with job data acquisition. The information is shown in the control display.	Standard	2410294	USD	0.00
<b>Camera system</b>				
Monitor system as maneuvering aid with 2 cameras and screen. A camera is mounted on the discharge conveyor and displays the loading of the truck. The 2nd camera shows the area in front of the milling drum housing. The camera images are displayed on the screen.	Option	2487637	USD	5,496.00
<b>Other devices</b>				
License plate holder with LED lighting to comply with country-specific regulations.	Option	2659037	USD	434.00
<b>Documentation</b>				
Additional set of technical documentation - North America country version (US)	Option		USD	81.00

<sup>1</sup>Option must be ordered from headquarters.

Date: 3/6/2019



## Price list

### W 120 Ri

#### Scope of supply – basic machine

- Engine: 6-CYLINDER DIESEL ENGINE TYPEDEUTZ TCD 6.1 L6 AG 4f
- Rated engine power 2300 r.p.m.: 160 kW / 214.6 HP / 217.5 PS
- Exhaust standard: EU Stage 4 / US Tier 4f
- Standard milling width: 3 ft 11 in / 1200 mm
- Theoretical milling depth: 1 ft / 300 mm

#### SCOPE OF SUPPLY OF THE BASIC MACHINE

- Engine cover with noise insulation and flexibly decoupled engine mounting for especially quiet running and low noise emissions

#### MILLING DRUM UNIT

- Automatically activating, hydraulic drive belt tensioner for reliable power transmission to the milling drum
- Hydraulically lifting side plate right and left
- Round milling drum housing and straight left side plate for optimum material transport, making for low left-over amounts when lifting out the milling drum
- The right side of the milling drum housing can easily be folded down for maintenance or milling drum change
- Optimized for quick change of the milling drum, including by using centering pins with the side door of the milling drum housing
- With automatic electrical safety shut-off for the milling drum

#### LOADING OF MILLED MATERIAL

- Machine prepared for optional material loading by discharge conveyor
- Conveyor speed continuously variable
- Conveyor slewing angle right/left 25 degrees each for significantly improved loading procedures

#### OPERATOR'S PLATFORM

- Operator's platform with ergonomically arranged operator's seat, control panel arranged on the right and digital milling depth indicator in the control display
- Steering console with adjustable rake and reach for ideal adaptation of the operator's platform to the operator
- 3 mirrors
- Machine design permits unobstructed view of the milled edge at the right and left as well as the working area in front of the milling drum on the right
- Conveniently accessible ladder/footstep to the operator's platform with night-time lighting and especially low, folding bottom edge of the latter/footstep
- Robust anti-vandalism protection for the controls

#### **CHASSIS AND HEIGHT ADJUSTMENT**

- Precise machine height adjustment in 0.04 or 0.2 in /1 or 5 mm steps from the machine control panel
- Infinitely variable, hydraulic all-wheel drive with three speed ranges
- Digital load control, manual engageable, hydraulic differential lock (by flow distributor)
- Wide solid rubber tires for the lowest ground pressures and optimum traction
- For milling along curb edges, the rear right support wheel can be swiveled hydraulically from the operator's platform in front of the milling drum.
- Hydraulic spring-loaded brake
- Proportional height adjustment at rear

#### **MISCELLANEOUS**

- Flexible weight concept by optional additional weights
- Particularly low machine center of gravity for high stability of the machine
- Robust and easily maintained machine chassis with optimum ground clearance and short overhangs
- Device for towing away
- Reversing horn
- Large tool package with lockable tool box and additional storage space for two pick containers
- Pre-fitting for installing the WITOS FleetView control unit
- European design type certification, EuroTest mark and CE conformity

**List price ex subsidiary Wirtgen America**

**USD 359,765.00**

<b>Mandatory Options</b>				
<b>Milling drum housing</b>				
Wear-resistant milling drum housing FB1200 (3 ft 11 in) without milling drum	<b>Standard</b>	<b>2365921</b>	<b>USD</b>	<b>0.00</b>
Wear-resistant milling drum housing FB1200 (3 ft 11 in) FCS-Light, with pre-fitting enabling a quick and easy change of milling drums with varying spacings and equal milling widths, without milling drum.	<b>Option</b>	<b>2365922</b>	<b>USD</b>	<b>7,193.00</b>
<b>Milling drums / milling units</b>				
Milling drum with milling width 1200 mm / (3 ft 11 in), tool spacing 18 mm / 45/64 in, equipped with quick-change toolholder system HT22 and 101 picks. For a wide range of applications, e.g. removal of surface and binder layer or complete removal of road surfaces.	<b>Standard</b>	<b>2371942</b>	<b>USD</b>	<b>0.00</b>
<b>Material depressor / milling unit seal front</b>				
Front milling drum unit seal FB1200 (3 ft 11 in) with hydraulic height and contact pressure adjustment. An overload sensor with lifting function lifts the seal briefly in case of a collision and thus prevents damage.	<b>Standard</b>	<b>2365927</b>	<b>USD</b>	<b>0.00</b>
<b>Operator's platform</b>				
Standard operator's seat with shock absorption and lengthways adjustment	<b>Standard</b>	<b>2365928</b>	<b>USD</b>	<b>0.00</b>
Comfort operator's seat incl. seat heating. The operator's seat has shock absorption, lengthways adjustment and can be swiveled through 20 degrees.	<b>Option</b>	<b>2365929</b>	<b>USD</b>	<b>1,031.00</b>
<b>Operator's platform</b>				
Flexibly mounted operator's platform, without weather canopy.	<b>Standard</b>	<b>2365930</b>	<b>USD</b>	<b>0.00</b>
Operator's platform with weather canopy and lateral weather protection elements. The weather canopy can be adjusted in height hydraulically. The transparent weather protection elements on the side on the roof and the right of the operator's platform protect the operator against the effects of weather driving in from the sides, and ensure additional comfort when working. (FB1000)	<b>Option</b>	<b>2436568</b>	<b>USD</b>	<b>8,564.00</b>
Operator's platform with weather canopy and lateral weather protection elements. The weather canopy can be adjusted in height hydraulically. The transparent weather protection elements on the side on the roof and the right of the operator's platform protect the operator against the effects of weather driving in from the sides, and ensure additional comfort when working. (FB1200)	<b>Option</b>	<b>2523456</b>	<b>USD</b>	<b>8,564.00</b>
<b>Milling depth regulation</b>				
LEVEL PRO PLUS leveling system. The measurement is made using cylinder sensors on the side plate right and left. The milling depth is displayed and set intuitively on the LEVEL PRO PLUS control display. The milling depth is regulated automatically. Incl. pre-fitting for additional sensors (e.g. Rapid Slope).	<b>Standard</b>	<b>2365933</b>	<b>USD</b>	<b>0.00</b>

<b>Hydraulic connection</b>				
Machine with hydraulic pre-fitting for a discharge conveyor with screw coupling. Each contains the coupling element on the machine side and the discharge conveyor side.	<b>Standard</b>	<b>2370564</b>	<b>USD</b>	<b>0.00</b>
Machine with hydraulic pre-fitting for a discharge conveyor with quick-change coupling. For quick change of the discharge conveyor. Each contains the coupling element on the machine side and the discharge conveyor side.	<b>Option</b>	<b>2370565</b>	<b>USD</b>	<b>1,086.00</b>
<b>Material transport</b>				
Discharge conveyor 7,350 mm / 24 ft 1 in long with conveyor belt width 500 mm / 1 ft 8 in and hydraulic folding device for shortening the transport length or simplified maneuvering in narrow fields. Including an LED working light for illuminating the ejection area. Discharge conveyor including mechanical installation and removal assistance.	<b>Standard</b>	<b>2370568</b>	<b>USD</b>	<b>0.00</b>
<b>Paint</b>				
Painting in cream RAL 9001 with orange stripes. The complete lower part of the machine is painted in slate grey RAL 7015.	<b>Standard</b>	<b>2459686</b>	<b>USD</b>	<b>0.00</b>
Monocolor special painting. Cream white color is replaced by a special color (RAL according to customer). The complete lower part of the machine is painted in slate grey RAL 7015.	<b>Option</b>	<b>2459688</b>	<b>USD</b>	<b>1,561.00</b>
Two-color special painting. Cream color is replaced by two special colors (each RAL acc. to customer request). The complete lower part of the machine is painted in slate gray RAL 7015.	<b>Option</b>	<b>2459690</b>	<b>USD</b>	<b>10,029.00</b>
Multi-color special painting. Cream color is replaced by a maximum of two special colors (RAL acc. to customer request). In addition, the lower part of the machine is painted in one special color (RAL acc. to customer request).	<b>Option</b>	<b>2459691</b>	<b>USD</b>	<b>15,756.00</b>
<b>Technical documentation</b>				
Technical documentation - North America country version (US)	<b>Standard</b>	<b>2456347</b>	<b>USD</b>	<b>0.00</b>
<b>Service documentation</b>				
Spare part and application documentation English (EN)	<b>Standard</b>	<b>2456404</b>	<b>USD</b>	<b>0.00</b>
<b>Warranty</b>				
Standard warranty 12 months or 1000 engine operational hours	<b>Standard</b>	<b>100772</b>	<b>USD</b>	<b>0.00</b>
<b>Telematics</b>				
WITOS FleetView includes a control unit (TCU) with a GPS receiver and the usage rights for the web application WITOS FleetView. The web access function offers a compact overview of the machine status including consumption data, working times, position data, error messages and service intervals. (The actual amount of data available depends on the machine type). The availability of WITOS FleetView is guaranteed for 3 years from the date of delivery.	<b>Standard</b>	<b>2483436</b>	<b>USD</b>	<b>0.00</b>

<b>Machine lighting</b>				
Lighting system consisting of 1 LED strip, 3 halogen and 8 LED working lights. The headlights illuminate the area in front of the machine, the left machine side, the area in front of the milling drum unit, the loading area, the ladder/footstep and the operator's platform. The light output of the working lights is approx. 16,700 lumen in total.	<b>Standard</b>	<b>2487612</b>	<b>USD</b>	<b>0.00</b>
High-performance lighting system consisting of 2 LED strips, 1 halogen and 12 LED working lights. The headlights illuminate the area in front of the machine, the rear of the machine, the left machine side from the front and rear, the area in front of the milling drum unit, the wheel arch, the weather canopy, the loading area, the ladder/footstep and the operator's platform. The light output of the working lights is approx. 23,300 lumen in total. LED working lights are extremely bright, shock-resistant and durable.	<b>Option</b>	<b>2487613</b>	<b>USD</b>	<b>923.00</b>
<b>Crawler units</b>				
The machine is equipped with a front axle for using a milling unit with a width of 1.000 mm / 1.200 mm.	<b>Standard</b>	<b>2589208</b>	<b>USD</b>	<b>0.00</b>
<b>Equipment Options</b>				
<b>Additional weight</b>				
Additional weight 400 kg / 881 lb for four-wheel machine. 100 kg / 220 lb additional weight can be mounted in each rim. The additional weight can improve working under extreme conditions, although does increase the transport weight of the machine.	<b>Option</b>	<b>2462950</b>	<b>USD</b>	<b>5,374.00</b>
<b>Advance drive</b>				
Machine (FB1000 / FB1200) equipped for increased transfer speed with more powerful hydraulic components (up to 7,5 km/h / 4,5 mph). Construction site operations are significantly faster due to the increased transfer speed of the machine.	<b>Standard</b>	<b>2370563</b>	<b>USD</b>	<b>0.00</b>
Machine equipped with precision steering (FB1000/1200). Proportional push-buttons on the multi-function armrest enable the machine to be steered more precisely.	<b>Standard</b>	<b>2478483</b>	<b>USD</b>	<b>0.00</b>
<b>Milling drum assembly options</b>				
Overload sensor on the scraper FB1000/1200 for automatic lifting function in case of obstacles. Effectively prevents the scraper from sinking into the loose sub-base, as well as getting stuck on obstacles.	<b>Option</b>	<b>2478481</b>	<b>USD</b>	<b>1,751.00</b>
Active floating position on the side plate right and left by continuous comparison between the milling depth and position of the side plate. If required, the side plate is lifted briefly to prevent tilting or sinking into a soft sub-base. (Only possible in conjunction with LEVEL PRO PLUS.)	<b>Option</b>	<b>2478486</b>	<b>USD</b>	<b>1,656.00</b>
<b>Device for milling drum change</b>				
Milling drum assembly trolley for milling drums up to FB1300 (4 ft 3 in), for straightforward milling drum change	<b>Option</b>	<b>105240</b>	<b>USD</b>	<b>2,633.00</b>
Assembly aid for the fast milling drum change	<b>Option</b>	<b>101056</b>	<b>USD</b>	<b>1,276.00</b>



<b>Cold-start device</b>				
Electric preheating of the fuel filter for maintaining free-flow properties of the fuel at low outside temperatures. Used for ensuring operating capability at temperatures below 32 degrees Fahrenheit / 0 degrees Celsius.	<b>Option</b>	<b>2468568</b>	<b>USD</b>	<b>394.00</b>
<b>Options for belt conveyor</b>				
Hydraulic coupler on conveyor side for mounting on an additional discharge conveyor. For use on a machine pre-equipped with screw coupling.	<b>Option</b>	<b>2370616</b>	<b>USD</b>	<b>163.00</b>
<b>Lateral slope control</b>				
Expansion of the LEVEL PRO PLUS leveling system by a RAPID SLOPE sensor. Ideal, for example for aligning the machine in a defined lateral tilt on a one-sided reference.	<b>Option</b>	<b>2370620</b>	<b>USD</b>	<b>4,004.00</b>
Expansion of the LEVEL PRO PLUS leveling system by a leveling boom that can be moved out on the left side. The boom can be moved out hydraulically if required by up to 43 in / 1,080 mm and mechanically by a further 40 in / 1,020 mm. Including sensor and cable as well as LED position lights for indicating the moved-out boom.	<b>Option</b>	<b>2417339</b>	<b>USD</b>	<b>5,496.00</b>
<b>Water system / spraying agent system</b>				
Hydraulically driven water filler pump. For rapid filling of the water tank. The filler pump is located in an easily accessible position and is protected in the storage compartment at the ladder/footstep to the operator's platform.	<b>Option</b>	<b>2511836</b>	<b>USD</b>	<b>2,701.00</b>
<b>Pick changing aids</b>				
Hydraulically driven pick extractor with holder and corresponding electrical and hydraulic connectors. Ideal for a convenient, fast and quiet cutting tool replacement.	<b>Option</b>	<b>2370621</b>	<b>USD</b>	<b>3,461.00</b>
<b>Wirtgen information and diagnostic system</b>				
Equipment of the machine with job data acquisition. The information is shown in the control display.	<b>Standard</b>	<b>2410294</b>	<b>USD</b>	<b>0.00</b>
<b>Camera system</b>				
Monitor system as maneuvering aid with two cameras and screen. A camera is mounted on the discharge conveyor and displays the loading of the truck. The 2nd camera shows the area in front of the milling drum housing. The camera images are displayed on the screen.	<b>Option</b>	<b>2487627</b>	<b>USD</b>	<b>4,967.00</b>
<b>Other devices</b>				
License plate holder with LED lighting to comply with country-specific regulations.	<b>Option</b>	<b>2655778</b>	<b>USD</b>	<b>434.00</b>
<b>Documentation</b>				
Additional set of technical documentation - North America country version (US)	<b>Option</b>		<b>USD</b>	<b>81.00</b>
Date: 3/6/2019				



## Price list

### W 130 Cfi - FCS

#### Scope of supply – basic machine

- Engine: 6-CYLINDER DIESEL ENGINE TYPE CUMMINS QSL9 C-300
- Rated engine power 2100 r.p.m.: 248 kW / 333 HP / 337 PS
- Maximum power at 1900 r.p.m.: 257 kW / 345 HP / 350 PS
- Exhaust standard: EU Stage 4 / US Tier 4f
- Standard milling width: 4 ft 3 in / 1300 mm
- Theoretical milling depth: 1 ft 1 in / 330 mm

#### STANDARD EQUIPMENT

- Basic machine with engine
- Mechanically opening engine cowling with noise insulation
- Radiator with temperature-dependent fan speed
- Highly effective noise insulation throughout the engine compartment
- Automatic engine speed control depending on driving situation
- Elastically mounted engine station with low vibration and low noise

#### MILLING DRUM HOUSING

- The right side of the milling drum housing can easily be folded down for maintenance or milling drum change
- Hydraulically operated scraper with mechanical locking

#### LOADING OF MILLED MATERIAL

- Discharge conveyor slewing angle left 60 degrees – right 60 degrees
- Two slewing speeds on the hydraulically foldable discharge conveyor with an adjustable conveying speed for precise loading

#### MACHINE CONTROL AND LEVELLING SYSTEM

- Digital milling depth indicator in the machine control display
- LEVEL PRO PLUS leveling system right and left
- RAPID SLOPE cross-slope sensor for LEVEL PRO ACTIVE leveling system
- Precise machine height adjustment in 1 or 5 mm steps on the main control panel of the machine
- Digital load control, manual engageable, hydraulic differential lock (by flow distributor)

#### OPERATOR'S PLATFORM

- Hydraulically extending operator's platform for optimum visibility of the working area
- Steering console with adjustable rake and reach for ideal adaptation of the operator's platform to the operator
- Slender machine design permits unobstructed view of the milled edge as well as the working area in front of the milling drum on the right

- Conveniently accessible ladder/footstep to the operator's platform with night-time lighting and especially low bottom edge of the latter/footstep
- Robust anti-vandalism protection for the controls
- Mirror package comprising rear-view mirrors at front left and right as well as a forward-pointing mirror at the left of the operator's platform
- Reversing horn with clear audible signal
- Illuminated control panel / nighttime design
- Scraper height is shown on the display

#### **CHASSIS AND HEIGHT ADJUSTMENT**

- Hydraulic height adjustment of the front and rear track units at two speeds

#### **MISCELLANEOUS**

- Large tool package
- Device for towing away
- Generously sized water and diesel tanks
- Extensive safety package with several EMERGENCY STOP switches
- Pre-fitting for installing the WITOS FleetView control unit
- European design type certification, EuroTest mark and CE conformity

**List price ex subsidiary Wirtgen America**

**USD**

**607,281.00**

<b>Mandatory Options</b>				
<b>Exhaust Gas After Treatment</b>				
Exhaust after-treatment by diesel oxidation catalytic converter DOC in exhaust emissions category EU Stage 4 / US Tier 4f. Without diesel particulate filter.	<b>Standard</b>	<b>2490140</b>	<b>USD</b>	<b>0.00</b>
Exhaust after-treatment by diesel oxidation catalyst DOC in exhaust emissions category EU Stage 4 / US Tier 4f. Additionally equipped with diesel particulate filter (DPF) - for operation e.g. in halls or in environmental zones with limited fine dust emission.	<b>Option</b>	<b>2490141</b>	<b>USD</b>	<b>13,504.00</b>
<b>Crawler units</b>				
Configuration with 4 driven track units. The two front track units are steered. The crawler unit at the rear right is hydraulically slewing and also steers. Traveling speed max. 3.6 mph / 5.8 km/h.	<b>Standard</b>	<b>2490142</b>	<b>USD</b>	<b>0.00</b>
<b>Milling drum housing</b>				
Wear-resistant milling drum housing FB1300 (4 ft 3 in) FCS with pre-fitting enabling a quick and easy change of the milling drums with varying spacings and milling widths, without milling drum.	<b>Standard</b>	<b>2336170</b>	<b>USD</b>	<b>0.00</b>
<b>Milling drums / milling units</b>				
FCS milling drum with milling width 1300 / 4 ft / 3 in, tool spacing 15 mm / 19/32 in, equipped with quick-change toolholder system HT22 and 121 picks. For a wide range of applications, e.g. removal of surface and binder layer, complete removal of road surfaces or concrete milling work.	<b>Standard</b>	<b>2308218</b>	<b>USD</b>	<b>0.00</b>
<b>Operator's platform</b>				
Standard operator's seat with shock absorption and lengthways adjustment	<b>Standard</b>	<b>2412488</b>	<b>USD</b>	<b>0.00</b>
<b>Hydraulic connection</b>				
Machine with hydraulic pre-fitting for a discharge conveyor with screw coupling. Each contains the coupling element on the machine side and the discharge conveyor side.	<b>Standard</b>	<b>2412477</b>	<b>USD</b>	<b>0.00</b>
<b>Material transport</b>				
Discharge conveyor 26 ft 9 in / 8,150 mm long with conveyor belt width 2 ft / 600 mm and hydraulic folding device for shortening the transport length or simplified maneuvering in narrow fields.	<b>Standard</b>	<b>2336175</b>	<b>USD</b>	<b>0.00</b>
<b>Paint</b>				
Painting in cream RAL 9001 with orange stripes. The complete lower part of the machine is painted in slate grey RAL 7015.	<b>Standard</b>	<b>2336323</b>	<b>USD</b>	<b>0.00</b>

Monocolor special painting. Cream white color is replaced by a special color (RAL according to customer). The complete lower part of the machine is painted in slate grey RAL 7015.	<b>Option</b>	<b>2336324</b>	<b>USD</b>	<b>1,561.00</b>
<b>Technical documentation</b>				
Technical documentation - North America country version (US)	<b>Standard</b>	<b>2456347</b>	<b>USD</b>	<b>0.00</b>
<b>Service documentation</b>				
Spare part and application documentation English (EN)	<b>Standard</b>	<b>2456404</b>	<b>USD</b>	<b>0.00</b>
<b>Warranty</b>				
Standard warranty 12 months or 1000 engine operational hours	<b>Standard</b>	<b>100772</b>	<b>USD</b>	<b>0.00</b>
<b>Telematics</b>				
WITOS FleetView includes a control unit (TCU) with a GPS receiver and the usage rights for the web application WITOS FleetView. The web access function offers a compact overview of the machine status including consumption data, working times, position data, error messages and service intervals. (The actual amount of data available depends on the machine type). The availability of WITOS FleetView is guaranteed for 3 years from the date of delivery.	<b>Standard</b>	<b>2483436</b>	<b>USD</b>	<b>0.00</b>
<b>Machine lighting</b>				
Lighting system consisting of 4 halogen and 8 LED working lights. The headlights illuminate the area in front of the machine, both machine sides, the area in front of the milling drum unit, the loading area, the ladder/footstep and the operator's platform. The light output of the working lights is approx. 19,500 lumen in total.	<b>Standard</b>	<b>2487614</b>	<b>USD</b>	<b>0.00</b>
High-performance lighting system consisting of 1 halogen and 14 LED working lights. The headlights illuminate the area in front of and behind the machine, both machine sides, the area in front of the milling drum unit, the loading area, the weather canopy, the ladder/footstep and the operator's platform. The light output of the working lights is approx. 26,300 lumen in total. LED working lights are extremely bright, shock-resistant and durable.	<b>Option</b>	<b>2487615</b>	<b>USD</b>	<b>936.00</b>
<b>Equipment Options</b>				
<b>Exhaust air filter</b>				
VCS - Vacuum Cutting System on the discharge conveyor, for extraction of fine material particles and water vapor from the sealed milling unit.		<b>2336913</b>	<b>USD</b>	<b>8,251.00</b>
<b>Advance drive</b>				
Equipment of the machine with precision steering. Pushbuttons on the multi-function armrests with a proportional response permit more precise steering of the machine.	<b>Standard</b>	<b>2478488</b>	<b>USD</b>	<b>0.00</b>

<b>Equipment operator's platform</b>				
Operator's platform with weather canopy. The weather canopy is hydraulically adjustable in height and provides additional comfort during on-site operation. Including LED working light for illuminating the footstep. (Only in conjunction with electrohydraulic unit.)	<b>Option</b>	<b>2336173</b>	<b>USD</b>	<b>8,156.00</b>
<b>Milling drum assembly options</b>				
Active floating position on the side plate right and left by continuous comparison between the milling depth and position of the side plate. If required, the side plate is lifted briefly to prevent tilting or sinking into a soft sub-base. (Only possible in conjunction with LEVEL PRO PLUS.)	<b>Standard</b>	<b>2478486</b>	<b>USD</b>	<b>0.00</b>
<b>Device for milling drum change</b>				
Milling drum assembly trolley for milling drums up to FB1300 (4 ft 3 in), for straightforward milling drum change	<b>Option</b>	<b>105240</b>	<b>USD</b>	<b>2,633.00</b>
<b>Additional milling units</b>				
FCS tandem scraper FB1300 (4 ft 3 in) with necessary hydraulic and electrical systems. For the use of milling drums smaller than FB1300 (4 ft 3 in). The min. milling width for material loading onto the loading belt is FB750	<b>Standard</b>	<b>2351477</b>	<b>USD</b>	<b>0.00</b>
FCS milling unit FB300 (12") LA15, with quick-change toolholder system HT22, milling depth max. 11 in / 280 mm, equipped with 61 RS picks, including scraper bottom part FB300 (12")	<b>Option</b>	<b>2308611</b>	<b>USD</b>	<b>14,983.00</b>
FCS milling unit FB600 (24") LA12, with quick-change toolholder system HT22, milling depth max. 11 in / 280 mm, equipped with 80 picks, including scraper bottom part FB600 (24")	<b>Option</b>	<b>2308615</b>	<b>USD</b>	<b>24,225.00</b>
FCS milling unit FB900 (2 ft 11 in) LA15, with quick-change toolholder system HT22, milling depth max. 11 in / 280 mm, equipped with 102 RS picks, including scraper bottom part FB900 (2 ft 11 in)	<b>Option</b>	<b>2308621</b>	<b>USD</b>	<b>37,864.00</b>
<b>Cold-start device</b>				
Electric preheating of the fuel filter for maintaining free-flow properties of the fuel at low outside temperatures. Used for ensuring operating capability at temperatures below 32 degrees Fahrenheit / 0 degrees Celsius.	<b>Option</b>	<b>2377357</b>	<b>USD</b>	<b>746.00</b>
<b>Options for belt conveyor</b>				
Signal lights on the loading conveyor for a visual truck stop-and-go control without using the horn. The signal lights can be folded in hydraulically from the operator's platform.	<b>Option</b>	<b>2409818</b>	<b>USD</b>	<b>6,392.00</b>
<b>Leveling</b>				
Expansion of the LEVEL PRO PLUS leveling system by a SONIC SKI sensor. Ideal for contact-free wire and soil scanning. Including connection cable and holder.	<b>Option</b>	<b>2352878</b>	<b>USD</b>	<b>5,727.00</b>

<b>Leveling</b>				
Expansion of the leveling system for multiplex system package 3-way right, including 2 x ultrasonic sensors, and connection cable. (FB1000/1200)	<b>Option</b>	<b>2544246</b>	<b>USD</b>	<b>3,651.00</b>
Expansion of the leveling system to make multiplex system package 3-way right and 3-way left, including 4 x ultrasonic sensors and connection cable. (FB1000/1200)	<b>Option</b>	<b>2544249</b>	<b>USD</b>	<b>7,288.00</b>
<b>Attachments</b>				
Battery-operated electro-hydraulic unit for operation of the machine hydraulics with the diesel engine switched off. (e.g. height adjustment of weather canopy, milling drum rotation device and hydraulic pick extractor drift)	<b>Standard</b>	<b>2412494</b>	<b>USD</b>	<b>0.00</b>
<b>Water system</b>				
Hydraulically operated high-pressure water cleaner with a maximum performance of 15 l/min at 150 bar pressure. Ideal for daily cleaning of the machine.	<b>Option</b>	<b>2336231</b>	<b>USD</b>	<b>3,909.00</b>
<b>Pick changing aids</b>				
Milling drum rotation device with electrohydraulic milling drum drive for slowly turning the milling drum during pick replacement.	<b>Standard</b>	<b>2352893</b>	<b>USD</b>	<b>0.00</b>
<b>Wirtgen information and diagnostic system</b>				
Equipment of the machine with job data acquisition. The information is shown in the control display.	<b>Standard</b>	<b>2410294</b>	<b>USD</b>	<b>0.00</b>
<b>Camera system</b>				
Monitor system as maneuvering aid with 2 cameras and screen. A camera is mounted on the discharge conveyor and displays the loading of the truck. The 2nd camera shows the area in front of the milling drum housing. The camera images are displayed on the screen.	<b>Option</b>	<b>2487637</b>	<b>USD</b>	<b>5,496.00</b>
<b>Other devices</b>				
License plate holder with LED lighting to comply with country-specific regulations.	<b>Option</b>	<b>2659037</b>	<b>USD</b>	<b>434.00</b>
<b>Documentation</b>				
Additional set of technical documentation - North America country version (US)	<b>Option</b>		<b>USD</b>	<b>81.00</b>

<sup>1</sup>Option must be ordered from headquarters.

Date: 3/6/2019

## Price list

# W 130 Cfi - Non FCS

### Scope of supply – basic machine

- Engine: 6-CYLINDER DIESEL ENGINE TYPE CUMMINS QSL9 C-300
- Rated engine power 2100 r.p.m.: 248 kW / 333 HP / 337 PS
- Maximum power at 1900 r.p.m.: 257 kW / 345 HP / 350 PS
- Exhaust standard: EU Stage 4 / US Tier 4f
- Standard milling width: 4 ft 3 in / 1300 mm
- Theoretical milling depth: 1 ft 1 in / 330 mm

### STANDARD EQUIPMENT

- Basic machine with engine
- Mechanically opening engine cowling with noise insulation
- Radiator with temperature-dependent fan speed
- Highly effective noise insulation throughout the engine compartment
- Automatic engine speed control depending on driving situation
- Elastically mounted engine station with low vibration and low noise

### MILLING DRUM HOUSING

- The right side of the milling drum housing can easily be folded down for maintenance or milling drum change
- Hydraulically operated scraper with mechanical locking

### LOADING OF MILLED MATERIAL

- Discharge conveyor slewing angle left 60 degrees – right 60 degrees
- Two slewing speeds on the hydraulically foldable discharge conveyor with an adjustable conveying speed for precise loading

### MACHINE CONTROL AND LEVELLING SYSTEM

- Digital milling depth indicator in the machine control display
- LEVEL PRO PLUS leveling system right and left
- RAPID SLOPE cross-slope sensor for LEVEL PRO ACTIVE leveling system
- Precise machine height adjustment in 1 or 5 mm steps on the main control panel of the machine
- Digital load control, manual engageable, hydraulic differential lock (by flow distributor)

### OPERATOR'S PLATFORM

- Hydraulically extending operator's platform for optimum visibility of the working area
- Steering console with adjustable rake and reach for ideal adaptation of the operator's platform to the operator
- Slender machine design permits unobstructed view of the milled edge as well as the working area in front of the milling drum on the right
- Conveniently accessible ladder/footstep to the operator's platform with night-time lighting and especially low bottom edge of the latter/footstep
- Robust anti-vandalism protection for the controls
- Mirror package comprising rear-view mirrors at front left and right as well as a forward-pointing mirror at the left of the operator's platform
- Reversing horn with clear audible signal



- Illuminated control panel / nighttime design
- Scraper height is shown on the display

#### **CHASSIS AND HEIGHT ADJUSTMENT**

- Hydraulic height adjustment of the front and rear track units at two speeds

#### **MISCELLANEOUS**

- Large tool package
- Device for towing away
- Generously sized water and diesel tanks
- Extensive safety package with several EMERGENCY STOP switches
- Pre-fitting for installing the WITOS FleetView control unit
- European design type certification, EuroTest mark and CE conformity

**List price ex subsidiary Wirtgen America**

**USD 586,720.00**

Mandatory Options				
Exhaust Gas After Treatment				
Exhaust after-treatment by diesel oxidation catalytic converter DOC in exhaust emissions category EU Stage 4 / US Tier 4f. Without diesel particulate filter.	Standard	2490140	USD	0.00
Exhaust after-treatment by diesel oxidation catalyst DOC in exhaust emissions category EU Stage 4 / US Tier 4f. Additionally equipped with diesel particulate filter (DPF) - for operation e.g. in halls or in environmental zones with limited fine dust emission.	Option	2490141	USD	13,504.00
Crawler units				
Configuration with 4 driven track units. The two front track units are steered. The crawler unit at the rear right is hydraulically slewing and also steers. Traveling speed max. 3.6 mph / 5.8 km/h.	Standard	2490142	USD	0.00
Milling drum housing				
Wear-resistant milling drum housing FB1300 (4 ft 3 in) without milling drum	Standard	2336169	USD	0.00
Milling drums / milling units				
Milling drum with milling width 1300 / 4 ft / 3 in, tool spacing 15 mm / 19/32 in, equipped with quick-change toolholder system HT22 and 121 picks. For a wide range of applications, e.g. removal of surface and binder layer, complete removal of road surfaces or concrete milling work.	Standard	2308581	USD	0.00
Operator's platform				
Standard operator's seat with shock absorption and lengthways adjustment	Standard	2412488	USD	0.00
Hydraulic connection				
Machine with hydraulic pre-fitting for a discharge conveyor with screw coupling. Each contains the coupling element on the machine side and the discharge conveyor side.	Standard	2412477	USD	0.00
Material transport				
Discharge conveyor 26 ft 9 in / 8,150 mm long with conveyor belt width 2 ft / 600 mm and hydraulic folding device for shortening the transport length or simplified maneuvering in narrow fields.	Standard	2336175	USD	0.00
Paint				
Painting in cream RAL 9001 with orange stripes. The complete lower part of the machine is painted in slate grey RAL 7015.	Standard	2336323	USD	0.00
Monocolor special painting. Cream white color is replaced by a special color (RAL according to customer). The complete lower part of the machine is painted in slate grey RAL 7015.	Option	2336324	USD	1,561.00
Technical documentation				
Technical documentation - North America country version (US)	Standard	2456347	USD	0.00

<b>Service documentation</b>				
Spare part and application documentation English (EN)	<b>Standard</b>	<b>2456404</b>	<b>USD</b>	<b>0.00</b>
<b>Warranty</b>				
Standard warranty 12 months or 1000 engine operational hours	<b>Standard</b>	<b>100772</b>	<b>USD</b>	<b>0.00</b>
<b>Telematics</b>				
WITOS FleetView includes a control unit (TCU) with a GPS receiver and the usage rights for the web application WITOS FleetView. The web access function offers a compact overview of the machine status including consumption data, working times, position data, error messages and service intervals. (The actual amount of data available depends on the machine type). The availability of WITOS FleetView is guaranteed for 3 years from the date of delivery.	<b>Standard</b>	<b>2483436</b>	<b>USD</b>	<b>0.00</b>
<b>Machine lighting</b>				
Lighting system consisting of 4 halogen and 8 LED working lights. The headlights illuminate the area in front of the machine, both machine sides, the area in front of the milling drum unit, the loading area, the ladder/footstep and the operator's platform. The light output of the working lights is approx. 19,500 lumen in total.	<b>Standard</b>	<b>2487614</b>	<b>USD</b>	<b>0.00</b>
High-performance lighting system consisting of 1 halogen and 14 LED working lights. The headlights illuminate the area in front of and behind the machine, both machine sides, the area in front of the milling drum unit, the loading area, the weather canopy, the ladder/footstep and the operator's platform. The light output of the working lights is approx. 26,300 lumen in total. LED working lights are extremely bright, shock-resistant and durable.	<b>Option</b>	<b>2487615</b>	<b>USD</b>	<b>936.00</b>
<b>Equipment Options</b>				
<b>Exhaust air filter</b>				
VCS - Vacuum Cutting System on the discharge conveyor, for extraction of fine material particles and water vapor from the sealed milling unit.		<b>2336913</b>	<b>USD</b>	<b>8,251.00</b>
<b>Advance drive</b>				
Equipment of the machine with precision steering. Pushbuttons on the multi-function armrests with a proportional response permit more precise steering of the machine.	<b>Standard</b>	<b>2478488</b>	<b>USD</b>	<b>0.00</b>
<b>Equipment operator's platform</b>				
Operator's platform with weather canopy. The weather canopy is hydraulically adjustable in height and provides additional comfort during on-site operation. Including LED working light for illuminating the footstep. (Only in conjunction with electrohydraulic unit.)	<b>Option</b>	<b>2336173</b>	<b>USD</b>	<b>8,156.00</b>
<b>Milling drum assembly options</b>				
Active floating position on the side plate right and left by continuous comparison between the milling depth and position of the side plate. If required, the side plate is lifted briefly to prevent tilting or sinking into a soft sub-base. (Only possible in conjunction with LEVEL PRO PLUS.)	<b>Standard</b>	<b>2478486</b>	<b>USD</b>	<b>0.00</b>
<b>Device for milling drum change</b>				
Milling drum assembly trolley for milling drums up to FB1300 (4 ft 3 in), for straightforward milling drum change	<b>Option</b>	<b>105240</b>	<b>USD</b>	<b>2,633.00</b>

<b>Cold-start device</b>				
Electric preheating of the fuel filter for maintaining free-flow properties of the fuel at low outside temperatures. Used for ensuring operating capability at temperatures below 32 degrees Fahrenheit / 0 degrees Celsius.	<b>Option</b>	<b>2377357</b>	<b>USD</b>	<b>746.00</b>
<b>Options for belt conveyor</b>				
Signal lights on the loading conveyor for a visual truck stop-and-go control without using the horn. The signal lights can be folded in hydraulically from the operator's platform.	<b>Option</b>	<b>2409818</b>	<b>USD</b>	<b>6,392.00</b>
<b>Leveling</b>				
Expansion of the LEVEL PRO PLUS leveling system by a SONIC SKI sensor. Ideal for contact-free wire and soil scanning. Including connection cable and holder.	<b>Option</b>	<b>2352878</b>	<b>USD</b>	<b>5,727.00</b>
<b>Leveling</b>				
Expansion of the leveling system for multiplex system package 3-way right, including 2 x ultrasonic sensors, and connection cable. (FB1000/1200)	<b>Option</b>	<b>2544246</b>	<b>USD</b>	<b>3,651.00</b>
Expansion of the leveling system to make multiplex system package 3-way right and 3-way left, including 4 x ultrasonic sensors and connection cable. (FB1000/1200)	<b>Option</b>	<b>2544249</b>	<b>USD</b>	<b>7,288.00</b>
<b>Attachments</b>				
Battery-operated electro-hydraulic unit for operation of the machine hydraulics with the diesel engine switched off. (e.g. height adjustment of weather canopy, milling drum rotation device and hydraulic pick extractor drift)	<b>Standard</b>	<b>2412494</b>	<b>USD</b>	<b>0.00</b>
<b>Water system</b>				
Hydraulically operated high-pressure water cleaner with a maximum performance of 15 l/min at 150 bar pressure. Ideal for daily cleaning of the machine.	<b>Option</b>	<b>2336231</b>	<b>USD</b>	<b>3,909.00</b>
<b>Pick changing aids</b>				
Milling drum rotation device with electrohydraulic milling drum drive for slowly turning the milling drum during pick replacement.	<b>Standard</b>	<b>2352893</b>	<b>USD</b>	<b>0.00</b>
<b>Wirtgen information and diagnostic system</b>				
Equipment of the machine with job data acquisition. The information is shown in the control display.	<b>Standard</b>	<b>2410294</b>	<b>USD</b>	<b>0.00</b>
<b>Camera system</b>				
Monitor system as maneuvering aid with 2 cameras and screen. A camera is mounted on the discharge conveyor and displays the loading of the truck. The 2nd camera shows the area in front of the milling drum housing. The camera images are displayed on the screen.	<b>Option</b>	<b>2487637</b>	<b>USD</b>	<b>5,496.00</b>
<b>Other devices</b>				
License plate holder with LED lighting to comply with country-specific regulations.	<b>Option</b>	<b>2659037</b>	<b>USD</b>	<b>434.00</b>
<b>Documentation</b>				
Additional set of technical documentation - North America country version (US)	<b>Option</b>		<b>USD</b>	<b>81.00</b>

<sup>1</sup>Option must be ordered from headquarters.

Date: 3/6/2019



## Price list

### W 150 Cfi - 1200 mm

#### Scope of supply – basic machine

- Engine: 6-CYLINDER DIESEL ENGINE: CUMMINS QSL 9 C-380 AG4f
- Rated engine power 2100 r.p.m.: 283 kW / 380 HP / 385 PS
- Maximum power at 1900 r.p.m.: 298 kW / 400 HP / 405 PS
- Exhaust standard: EU Stage 4 / US Tier 4f
- Standard milling width: 4ft 11 in / 1,500 mm
- Theoretical milling depth: 1 ft 1 in / 330 mm

#### STANDARD EQUIPMENT

- Basic machine with engine
- Machine chassis with wasp waist on the right side (zero edge)
- Electrohydraulically opening engine cowling
- Radiator with temperature-dependent fan speed
- Additional control switch for scraper blade, bottom right
- Elastically mounted engine station with low vibration and low noise
- Three milling drum rotation speeds with electric on/off function 106 r.p.m. - 96 r.p.m. - 86 r.p.m.
- Air compressor system

#### MILLING DRUM HOUSING

- The right side of the milling drum housing can easily be folded down for maintenance or milling drum change
- Hydraulic material depressor with conveyor lifting function
- Hydraulically opening scraper plate with convenience locking
- Exchangeable wearing segments on the side plate

#### LOADING OF MILLED MATERIAL

- Discharge conveyor slewing angle left 60 degrees - right 60 degrees
- Two slewing speeds on the hydraulically foldable discharge conveyor with an adjustable conveying speed for precise loading

#### MACHINE CONTROL AND LEVELLING SYSTEM

- LEVEL PRO PLUS leveling system right and left
- RAPID SLOPE cross-slope sensor for LEVEL PRO ACTIVE leveling system
- Jog mode for height adjustment
- Load-dependent advance control
- 4-track drive with manually activated, electronic anti-slip control
- 4 selectable steering modes

- Automatic water management
- Automatic engine speed control

#### **OPERATOR'S PLATFORM**

- Convenient control panel with practical switches
- Multi-function armrest including color operating display for one-handed operation of most machine functions.
- Digital multi-function display for all important operating conditions
- Scraper height is shown on the display
- Operating panel nighttime lighting
- Robust anti-vandalism protection for the controls
- Adjustable steering wheel position
- Optimally positionable operator's seat
- Footstep right and left with conveniently folding ladder
- Two mirrors front, one mirror middle and one mirror in rear area of the machine

#### **CHASSIS AND HEIGHT ADJUSTMENT**

- Fourfold full-floating axle for high machine stability
- PTS – automatic alignment of the machine parallel to the pavement surface
- ISC – intelligent track speed control including hydraulic four-track drive
- Reversing with the milling drum rotating. Simple and fast maneuvering
- Equipped with extremely wear-resistant 2-piece polyurethane track pads

#### **MISCELLANEOUS**

- Large tool package
- Generously sized water and diesel tanks
- Total of 3 EMERGENCY STOP switches at sensible positions on the machine
- "Welcome" and "Go home" lights feature including LED lighting in the area of the operator's platform and access
- Pre-fitting for installing the WITOS FleetView control unit
- European design type certification, EuroTest mark and CE conformity

**List price ex subsidiary Wirtgen America**

**USD**

**627,407.00**

Mandatory Options				
Exhaust Gas After Treatment				
Exhaust after-treatment by diesel oxidation catalytic converter DOC in exhaust emissions category EU Stage 4 / US Tier 4f. Without diesel particulate filter.	Standard	2400773	USD	0.00
Exhaust after-treatment by diesel oxidation catalyst DOC in exhaust emissions category EU Stage 4 / US Tier 4f. Additionally equipped with diesel particulate filter (DPF) - for operation e.g. in halls or in environmental zones with limited fine dust emission.	Option	2400774	USD	14,549.00
Milling drum housing				
Wear-resistant milling drum housing FB1500 (4 ft 11 in), with pre-fitting enabling a quick and easy change of the milling drums with varying spacings and milling widths, without milling drum.	Standard	2400857	USD	0.00
Milling drums / milling units				
FCS milling unit FB1200 (3 ft 11 in) LA15, with quick-change toolholder system HT22, milling depth max. 11 in / 280 mm, equipped with 115 picks, including scraper bottom part FB1200 (3 ft 11 in)	Standard	2409827	USD	0.00
Operator's platform				
Standard operator's seat with shock absorption and lengthways adjustment	Standard	2412488	USD	0.00
Hydraulic connection				
Machine with hydraulic pre-fitting for a discharge conveyor with screw coupling. Each contains the coupling element on the machine side and the discharge conveyor side.	Standard	2412477	USD	0.00
Material transport				
Discharge conveyor 26 ft 9 in / 8,150 mm long with conveyor belt width 2 ft / 600 mm and hydraulic folding device for shortening the transport length or simplified maneuvering in narrow fields.	Standard	2336175	USD	0.00
Paint				
Painting in cream RAL 9001 with orange stripes. The complete lower part of the machine is painted in slate grey RAL 7015.	Standard	2400780	USD	0.00
Single-color special paint. Cream color is replaced by a special color (RAL acc. to customer request). The complete lower part of the machine is painted in slate gray RAL 7015.	Option	2400782	USD	1,547.00
Technical documentation				
Technical documentation - North America country version (US)	Standard	2456347	USD	0.00
Service documentation				
Spare part and application documentation English (EN)	Standard	2456404	USD	0.00
Warranty				
Standard warranty 12 months or 1000 engine operational hours	Standard	100772	USD	0.00

<b>Telematics</b>				
WITOS FleetView includes a control unit (TCU) with a GPS receiver and the usage rights for the web application WITOS FleetView. The web access function offers a compact overview of the machine status including consumption data, working times, position data, error messages and service intervals. (The actual amount of data available depends on the machine type). The availability of WITOS FleetView is guaranteed for 3 years from the date of delivery.	<b>Standard</b>	<b>2483436</b>	<b>USD</b>	<b>0.00</b>
<b>Machine lighting</b>				
Lighting system consisting of 8 halogen and 6 LED working lights. The headlights illuminate the area in front of and behind the machine, both machine sides, the area in front of the milling drum unit and on the chassis unit, the loading area, the ladder/footstep and the operator's platform. The light output of the working lights is approx. 21,100 lumens in total.	<b>Standard</b>	<b>2450350</b>	<b>USD</b>	<b>0.00</b>
High-performance lighting system consisting of 1 halogen and 17 LED working lights. The headlights illuminate the area in front of and behind the machine, both machine sides, the area in front of the milling drum unit and on the chassis unit, the area of the wasp waist, the loading area, the ladder/footstep and the operator's platform. The light output of the working lights is approx. 29,900 lumens in total. LED working lights are extremely bright, shock-resistant and durable.	<b>Option</b>	<b>2450351</b>	<b>USD</b>	<b>2,104.00</b>
<b>Additional devices</b>				
Battery-operated electro-hydraulic unit. Weather canopy and engine cowling can be lifted with the hydraulic unit.	<b>Standard</b>	<b>2400778</b>	<b>USD</b>	<b>0.00</b>
Battery-operated electro-hydraulic unit for milling drum rotation device and hydraulic pick extractor drift. Weather canopy and engine cowling can be lifted with the hydraulic unit. Moreover, emergency functions such as lifting the chassis units, releasing the parking brake and other cylinder functions can also be operated when the engine is switched off.	<b>Option</b>	<b>2400779</b>	<b>USD</b>	<b>1,737.00</b>
<b>Equipment Options</b>				
<b>Exhaust air filter</b>				
VCS - Vacuum Cutting System on the discharge conveyor, for extraction of fine material particles and water vapor from the sealed milling unit.	<b>Option</b>	<b>2441379</b>	<b>USD</b>	<b>8,251.00</b>
<b>Advance drive</b>				
Equipment of the machine with precision steering. Pushbuttons on the multi-function armrests with a proportional response permit more precise steering of the machine.	<b>Standard</b>	<b>2400798</b>	<b>USD</b>	<b>0.00</b>
<b>Equipment operator's platform</b>				



Operator's platform equipped with weather canopy as well as windscreen and rear window. The side parts of the roof shell can be pulled out and the windows are movable. The complete roof can be folded in electro-hydraulically using a battery operated hydraulic pump for simplified machine transport. In addition, operation with a hand pump is possible. The operator's seat is surrounded by impact and abrasion-resistant Plexiglas panels.	<b>Option</b>	<b>2400795</b>	<b>USD</b>	<b>13,178.00</b>
Additional control unit for ground operation of the machine. Enables the ground crew to control important machine functions on the left side of the machine additionally.	<b>Standard</b>	<b>2400803</b>	<b>USD</b>	<b>0.00</b>
Heating with fan and air outlet openings in the footwell of the operator's platform.	<b>Option</b>	<b>2400791</b>	<b>USD</b>	<b>1,031.00</b>
<b>Milling drum assembly options</b>				
Overload sensor on the scraper for automatic lifting function in case of obstacles. Effectively prevents the scraper from sinking into the loose sub-base, as well as getting stuck on obstacles.	<b>Standard</b>	<b>2483584</b>	<b>USD</b>	<b>0.00</b>
<b>Device for milling drum change</b>				
Milling drum assembly trolley for milling drums up to FB1500 (4 ft 11 in), for straightforward milling drum change	<b>Option</b>	<b>2125929</b>	<b>USD</b>	<b>5,049.00</b>
<b>Additional milling units</b>				
FCS milling unit FB600 (24") LA12, with quick-change toolholder system HT22, milling depth max. 11 in / 280 mm, equipped with 80 picks, including scraper bottom part FB600 (24")	<b>Option</b>	<b>2417852</b>	<b>USD</b>	<b>26,424.00</b>
FCS milling unit FB900 (2 ft 11 in) LA15, with quick-change toolholder system HT22, milling depth max. 11 in / 280 mm, equipped with 102 RS picks, including scraper bottom part FB900 (2 ft 11 in)	<b>Option</b>	<b>2417854</b>	<b>USD</b>	<b>31,269.00</b>
FCS milling unit FB1200 (3 ft 11 in) LA15, with quick-change toolholder system HT22, milling depth max. 11 in / 280 mm, equipped with 115 picks, including scraper bottom part FB1200 (3 ft 11 in)	<b>Option</b>	<b>2409827</b>	<b>USD</b>	<b>36,249.00</b>
<b>Cold-start device</b>				
Electric preheating of the fuel filter for maintaining free-flow properties of the fuel at low outside temperatures. Used for ensuring operating capability at temperatures below 32 degrees Fahrenheit / 0 degrees Celsius.	<b>Option</b>	<b>2400772</b>	<b>USD</b>	<b>746.00</b>
<b>Options for belt conveyor</b>				
Signal lights on the loading conveyor for a visual truck stop-and-go control without using the horn. The signal lights can be folded in hydraulically from the operator's platform.	<b>Option</b>	<b>2458620</b>	<b>USD</b>	<b>6,392.00</b>

<b>Leveling</b>				
Expansion of leveling system by one Sonic-Ski sensor for scanning in front of the milling drum right or left. Including connection cable and holder.	<b>Option</b>	<b>2410276</b>	<b>USD</b>	<b>5,659.00</b>
<b>Leveling</b>				
Expansion of the leveling system for scanning the surface in front of the milling drum unit. A ski in a mobile mounting scans the height using a position measuring system. The surface shortly ahead of the milling drum unit can thus be taken as a reference if scanning using the side plate is not possible. The scanning can be hydraulically activated from the operator's seat.	<b>Standard</b>	<b>2400801</b>	<b>USD</b>	<b>0.00</b>
<b>Additional control unit LEVEL PRO</b>				
Expansion LEVEL PRO PLUS with an additional operating display, including required connection cable and holder.	<b>Option</b>	<b>2400802</b>	<b>USD</b>	<b>2,769.00</b>

<b>Leveling</b>				
Multiplex pre-fitting comprising 4 sensor sockets and holder for expanding the leveling system with one or two multiplex systems. Permits trouble-free connection of at most 2 multiplex sensors per machine side at a later point.	Option	2459795	USD	1,371.00
Expansion of the leveling system for multiplex system package 3-way right, including 2 x ultrasonic sensors, and connection cable.	Option	2410282	USD	3,651.00
Expansion of the leveling system to make multiplex system package 3-way right and 3-way left, including 4 x ultrasonic sensors and connection cable.	Option	2410283	USD	7,288.00
<b>Water system</b>				
Hydraulically operated high-pressure water cleaner with a maximum performance of 15 l/min / 3 gall 8 pt/min at 150 bar / 2175 psi pressure. Ideal for daily cleaning of the machine, including high pressure lance and 15 m / 50 ft hose.	Option	2438190	USD	2,443.00
<b>Pick changing aids</b>				
Milling drum rotation device with electrohydraulic milling drum drive for slowly turning the milling drum during pick replacement.	Option	2410287	USD	2,931.00
Pneumatic hammer with two pick extractor and inserter tools each as well as 5 m / 16 ft 5 in hose and holder.	Standard	2400775	USD	0.00
Additional folding seat on the rear right chassis unit for additional comfort during the pick change. The entire milling drum can easily be reached from a sitting position.	Option	2411373	USD	936.00
<b>Wirtgen information and diagnostic system</b>				
The actual milling depth is measured by a differential method between sensors on the side plate and sensors on the scraper. The actual milling depth is displayed in the Info menu of the LEVEL PRO PLUS display.	Option	2410291	USD	1,018.00
Equipment of the machine with job data acquisition. The information is shown in the control display.	Option	2410294	USD	1,113.00
<b>Camera system</b>				
Monitor system as maneuvering aid with 2 cameras and screen. Each of these shows the area behind the machine as well as the area at the discharge conveyor.	Standard	2410296	USD	0.00

Monitor system as maneuvering aid with 5 cameras and 2 displays. The cameras show the area behind the machine, the area in front of the loading conveyor, the side plate, the crawler unit at the front left, the left milled edge, the left side of the machine and the milled surface behind the milling drum unit. 2 additional LED lamps illuminate the camera area and are included in the scope of supply.	Option	2410297	USD	11,685.00
<b>Other devices</b>				
License plate holder with LED lighting to comply with country-specific regulations.	Option	2659026	USD	434.00
<b>Other devices</b>				
Large sized storage compartment for 10 pick containers on the rear of the machine instead of the standard storage compartment.	Option	2409814	USD	1,045.00
<b>Additional milling drums</b>				
FCS milling drum with milling width 1500 mm / 4 ft / 11 in, milling depth max. 100 mm / 3 15/16 in, tool spacing 8 mm / 5/16 in, equipped with quick-change toolholder system HT22 and 210 picks. For applications with a high requirement on macro and micro-profile of the road surface, e.g fine milling with increased evenness or correction milling work.	Option	2314979	USD	54,625.00
FCS milling drum, with milling width 1500 mm / 4 ft / 11 in, milling depth max. 30 mm / 1 in, tool spacing 6x2 mm / 15/64 x / 5/64 in, equipped with welded holder system HT5 and 512 picks. For applications with the maximum requirement on macro and micro-profile of the road surface, e.g. increase in grip by roughening, preparatory milling for thin-layer coverings or removal of markings on the road surface.	Option	2090950	USD	67,192.00
FCS milling drum with milling width 1500 mm / 4 ft / 11 in, milling depth max. 330 mm / 1 ft 1 in, tool spacing 20 mm / 25/32 in, equipped with quick-change toolholder system HT22 with increased tool life and 102 picks. For applications with high requirements for milling volume, e.g. complete removal of road surfaces or concrete milling work.	Option	2314995	USD	27,089.00
<b>Documentation</b>				
Additional set of technical documentation - North America country version (US)	Option		USD	81.00
<sup>1</sup> Option must be ordered from headquarters.				
Date: 3/6/2019				

**Price list****W 150 Cfi - 1500 mm****Scope of supply – basic machine**

- Engine: 6-CYLINDER DIESEL ENGINE: CUMMINS QSL 9 C-380 AG4f
- Rated engine power 2100 r.p.m.: 283 kW / 380 HP / 385 PS
- Maximum power at 1900 r.p.m.: 298 kW / 400 HP / 405 PS
- Exhaust standard: EU Stage 4 / US Tier 4f
- Standard milling width: 4ft 11 in / 1,500 mm
- Theoretical milling depth: 1 ft 1 in / 330 mm

**STANDARD EQUIPMENT**

- Basic machine with engine
- Machine chassis with wasp waist on the right side (zero edge)
- Electrohydraulically opening engine cowling
- Radiator with temperature-dependent fan speed
- Additional control switch for scraper blade, bottom right
- Elastically mounted engine station with low vibration and low noise
- Three milling drum rotation speeds with electric on/off function 106 r.p.m. - 96 r.p.m. - 86 r.p.m.
- Air compressor system

**MILLING DRUM HOUSING**

- The right side of the milling drum housing can easily be folded down for maintenance or milling drum change
- Hydraulic material depressor with conveyor lifting function
- Hydraulically opening scraper plate with convenience locking
- Exchangeable wearing segments on the side plate

**LOADING OF MILLED MATERIAL**

- Discharge conveyor slewing angle left 60 degrees - right 60 degrees
- Two slewing speeds on the hydraulically foldable discharge conveyor with an adjustable conveying speed for precise loading

**MACHINE CONTROL AND LEVELLING SYSTEM**

- LEVEL PRO PLUS leveling system right and left
- RAPID SLOPE cross-slope sensor for LEVEL PRO ACTIVE leveling system
- Jog mode for height adjustment
- Load-dependent advance control
- 4-track drive with manually activated, electronic anti-slip control
- 4 selectable steering modes

- Automatic water management
- Automatic engine speed control

#### **OPERATOR'S PLATFORM**

- Convenient control panel with practical switches
- Multi-function armrest including color operating display for one-handed operation of most machine functions.
- Digital multi-function display for all important operating conditions
- Scraper height is shown on the display
- Operating panel nighttime lighting
- Robust anti-vandalism protection for the controls
- Adjustable steering wheel position
- Optimally positionable operator's seat
- Footstep right and left with conveniently folding ladder
- Two mirrors front, one mirror middle and one mirror in rear area of the machine

#### **CHASSIS AND HEIGHT ADJUSTMENT**

- Fourfold full-floating axle for high machine stability
- PTS – automatic alignment of the machine parallel to the pavement surface
- ISC – intelligent track speed control including hydraulic four-track drive
- Reversing with the milling drum rotating. Simple and fast maneuvering
- Equipped with extremely wear-resistant 2-piece polyurethane track pads

#### **MISCELLANEOUS**

- Large tool package
- Generously sized water and diesel tanks
- Total of 3 EMERGENCY STOP switches at sensible positions on the machine
- "Welcome" and "Go home" lights feature including LED lighting in the area of the operator's platform and access
- Pre-fitting for installing the WITOS FleetView control unit
- European design type certification, EuroTest mark and CE conformity

**List price ex subsidiary Wirtgen America**

**USD**

**628,764.00**

Mandatory Options				
Exhaust Gas After Treatment				
Exhaust after-treatment by diesel oxidation catalytic converter DOC in exhaust emissions category EU Stage 4 / US Tier 4f. Without diesel particulate filter.	Standard	2400773	USD	0.00
Exhaust after-treatment by diesel oxidation catalyst DOC in exhaust emissions category EU Stage 4 / US Tier 4f. Additionally equipped with diesel particulate filter (DPF) - for operation e.g. in halls or in environmental zones with limited fine dust emission.	Option	2400774	USD	14,549.00
Milling drum housing				
Wear-resistant milling drum housing FB1500 (4 ft 11 in), with pre-fitting enabling a quick and easy change of the milling drums with varying spacings and milling widths, without milling drum.	Standard	2400857	USD	0.00
Milling drums / milling units				
FCS milling drum with milling width 1500 mm / 4 ft / 11 in, milling depth max. 330 mm / 1 ft 1 in, tool spacing 15 mm / 19/32 in, equipped with quick-change toolholder system HT22 and 136 picks. For a wide range of applications, e.g. removal of surface and binder layer, complete removal of road surfaces or concrete milling work.	Standard	2309317	USD	0.00
Operator's platform				
Standard operator's seat with shock absorption and lengthways adjustment	Standard	2412488	USD	0.00
Hydraulic connection				
Machine with hydraulic pre-fitting for a discharge conveyor with screw coupling. Each contains the coupling element on the machine side and the discharge conveyor side.	Standard	2412477	USD	0.00
Material transport				
Discharge conveyor 26 ft 9 in / 8,150 mm long with conveyor belt width 2 ft / 600 mm and hydraulic folding device for shortening the transport length or simplified maneuvering in narrow fields.	Standard	2336175	USD	0.00
Paint				
Painting in cream RAL 9001 with orange stripes. The complete lower part of the machine is painted in slate grey RAL 7015.	Standard	2400780	USD	0.00
Single-color special paint. Cream color is replaced by a special color (RAL acc. to customer request). The complete lower part of the machine is painted in slate gray RAL 7015.	Option	2400782	USD	1,547.00
Technical documentation				
Technical documentation - North America country version (US)	Standard	2456347	USD	0.00
Service documentation				
Spare part and application documentation English (EN)	Standard	2456404	USD	0.00
Warranty				
Standard warranty 12 months or 1000 engine operational hours	Standard	100772	USD	0.00

<b>Telematics</b>				
WITOS FleetView includes a control unit (TCU) with a GPS receiver and the usage rights for the web application WITOS FleetView. The web access function offers a compact overview of the machine status including consumption data, working times, position data, error messages and service intervals. (The actual amount of data available depends on the machine type). The availability of WITOS FleetView is guaranteed for 3 years from the date of delivery.	<b>Standard</b>	<b>2483436</b>	<b>USD</b>	<b>0.00</b>
<b>Machine lighting</b>				
Lighting system consisting of 8 halogen and 6 LED working lights. The headlights illuminate the area in front of and behind the machine, both machine sides, the area in front of the milling drum unit and on the chassis unit, the loading area, the ladder/footstep and the operator's platform. The light output of the working lights is approx. 21,100 lumens in total.	<b>Standard</b>	<b>2450350</b>	<b>USD</b>	<b>0.00</b>
High-performance lighting system consisting of 1 halogen and 17 LED working lights. The headlights illuminate the area in front of and behind the machine, both machine sides, the area in front of the milling drum unit and on the chassis unit, the area of the wasp waist, the loading area, the ladder/footstep and the operator's platform. The light output of the working lights is approx. 29,900 lumens in total. LED working lights are extremely bright, shock-resistant and durable.	<b>Option</b>	<b>2450351</b>	<b>USD</b>	<b>2,104.00</b>
<b>Additional devices</b>				
Battery-operated electro-hydraulic unit. Weather canopy and engine cowling can be lifted with the hydraulic unit.	<b>Standard</b>	<b>2400778</b>	<b>USD</b>	<b>0.00</b>
Battery-operated electro-hydraulic unit for milling drum rotation device and hydraulic pick extractor drift. Weather canopy and engine cowling can be lifted with the hydraulic unit. Moreover, emergency functions such as lifting the chassis units, releasing the parking brake and other cylinder functions can also be operated when the engine is switched off.	<b>Option</b>	<b>2400779</b>	<b>USD</b>	<b>1,737.00</b>
<b>Equipment Options</b>				
<b>Exhaust air filter</b>				
VCS - Vacuum Cutting System on the discharge conveyor, for extraction of fine material particles and water vapor from the sealed milling unit.	<b>Option</b>	<b>2441379</b>	<b>USD</b>	<b>8,251.00</b>
<b>Advance drive</b>				
Equipment of the machine with precision steering. Pushbuttons on the multi-function armrests with a proportional response permit more precise steering of the machine.	<b>Standard</b>	<b>2400798</b>	<b>USD</b>	<b>0.00</b>



<b>Equipment operator's platform</b>				
Operator's platform equipped with weather canopy as well as windscreen and rear window. The side parts of the roof shell can be pulled out and the windows are movable. The complete roof can be folded in electro-hydraulically using a battery operated hydraulic pump for simplified machine transport. In addition, operation with a hand pump is possible. The operator's seat is surrounded by impact and abrasion-resistant Plexiglas panels.	<b>Option</b>	<b>2400795</b>	<b>USD</b>	<b>13,178.00</b>
Additional control unit for ground operation of the machine. Enables the ground crew to control important machine functions on the left side of the machine additionally.	<b>Standard</b>	<b>2400803</b>	<b>USD</b>	<b>0.00</b>
Heating with fan and air outlet openings in the footwell of the operator's platform.	<b>Option</b>	<b>2400791</b>	<b>USD</b>	<b>1,031.00</b>
<b>Milling drum assembly options</b>				
Overload sensor on the scraper for automatic lifting function in case of obstacles. Effectively prevents the scraper from sinking into the loose sub-base, as well as getting stuck on obstacles.	<b>Standard</b>	<b>2483584</b>	<b>USD</b>	<b>0.00</b>
<b>Device for milling drum change</b>				
Milling drum assembly trolley for milling drums up to FB1500 (4 ft 11 in), for straightforward milling drum change	<b>Option</b>	<b>2125929</b>	<b>USD</b>	<b>5,049.00</b>
<b>Additional milling units</b>				
FCS milling unit FB600 (24") LA12, with quick-change toolholder system HT22, milling depth max. 11 in / 280 mm, equipped with 80 picks, including scraper bottom part FB600 (24")	<b>Option</b>	<b>2417852</b>	<b>USD</b>	<b>26,424.00</b>
FCS milling unit FB900 (2 ft 11 in) LA15, with quick-change toolholder system HT22, milling depth max. 11 in / 280 mm, equipped with 102 RS picks, including scraper bottom part FB900 (2 ft 11 in)	<b>Option</b>	<b>2417854</b>	<b>USD</b>	<b>31,269.00</b>
FCS milling unit FB1200 (3 ft 11 in) LA15, with quick-change toolholder system HT22, milling depth max. 11 in / 280 mm, equipped with 115 picks, including scraper bottom part FB1200 (3 ft 11 in)	<b>Option</b>	<b>2409827</b>	<b>USD</b>	<b>36,249.00</b>
<b>Cold-start device</b>				
Electric preheating of the fuel filter for maintaining free-flow properties of the fuel at low outside temperatures. Used for ensuring operating capability at temperatures below 32 degrees Fahrenheit / 0	<b>Option</b>	<b>2400772</b>	<b>USD</b>	<b>746.00</b>
<b>Options for belt conveyor</b>				
Signal lights on the loading conveyor for a visual truck stop-and-go control without using the horn. The signal lights can be folded in hydraulically from the operator's platform.	<b>Option</b>	<b>2458620</b>	<b>USD</b>	<b>6,392.00</b>

<b>Leveling</b>				
Expansion of leveling system by one Sonic-Ski sensor for scanning in front of the milling drum right or left. Including connection cable and holder.	<b>Option</b>	<b>2410276</b>	<b>USD</b>	<b>5,659.00</b>
<b>Leveling</b>				
Expansion of the leveling system for scanning the surface in front of the milling drum unit. A ski in a mobile mounting scans the height using a position measuring system. The surface shortly ahead of the milling drum unit can thus be taken as a reference if scanning using the side plate is not possible. The scanning can be hydraulically activated from the operator's seat.	<b>Standard</b>	<b>2400801</b>	<b>USD</b>	<b>0.00</b>
<b>Additional control unit LEVEL PRO</b>				
Expansion LEVEL PRO PLUS with an additional operating display, including required connection cable and holder.	<b>Option</b>	<b>2400802</b>	<b>USD</b>	<b>2,769.00</b>
<b>Leveling</b>				
Multiplex pre-fitting comprising 4 sensor sockets and holder for expanding the leveling system with one or two multiplex systems. Permits trouble-free connection of at most 2 multiplex sensors per machine side at a later point.	<b>Option</b>	<b>2459795</b>	<b>USD</b>	<b>1,371.00</b>
Expansion of the leveling system for multiplex system package 3-way right, including 2 x ultrasonic sensors, and connection cable.	<b>Option</b>	<b>2410282</b>	<b>USD</b>	<b>3,651.00</b>
Expansion of the leveling system to make multiplex system package 3-way right and 3-way left, including 4 x ultrasonic sensors and connection cable.	<b>Option</b>	<b>2410283</b>	<b>USD</b>	<b>7,288.00</b>
<b>Water system</b>				
Hydraulically operated high-pressure water cleaner with a maximum performance of 15 l/min / 3 gall 8 pt/min at 150 bar / 2175 psi pressure. Ideal for daily cleaning of the machine, including high pressure lance and 15 m / 50 ft hose.	<b>Option</b>	<b>2438190</b>	<b>USD</b>	<b>2,443.00</b>
<b>Pick changing aids</b>				
Milling drum rotation device with electrohydraulic milling drum drive for slowly turning the milling drum during pick replacement.	<b>Option</b>	<b>2410287</b>	<b>USD</b>	<b>2,931.00</b>
Pneumatic hammer with two pick extractor and inserter tools each as well as 5 m / 16 ft 5 in hose and holder.	<b>Standard</b>	<b>2400775</b>	<b>USD</b>	<b>0.00</b>
Additional folding seat on the rear right chassis unit for additional comfort during the pick change. The entire milling drum can easily be reached from a sitting position.	<b>Option</b>	<b>2411373</b>	<b>USD</b>	<b>936.00</b>
<b>Wirtgen information and diagnostic system</b>				
The actual milling depth is measured by a differential method between sensors on the side plate and sensors on the scraper. The actual milling depth is displayed in the Info menu of the LEVEL PRO PLUS display.	<b>Option</b>	<b>2410291</b>	<b>USD</b>	<b>1,018.00</b>
Equipment of the machine with job data acquisition. The information is shown in the control display.	<b>Option</b>	<b>2410294</b>	<b>USD</b>	<b>1,113.00</b>

<b>Camera system</b>				
Monitor system as maneuvering aid with 2 cameras and screen. Each of these shows the area behind the machine as well as the area at the discharge conveyor.	<b>Standard</b>	<b>2410296</b>	<b>USD</b>	<b>0.00</b>
Monitor system as maneuvering aid with 5 cameras and 2 displays. The cameras show the area behind the machine, the area in front of the loading conveyor, the side plate, the crawler unit at the front left, the left milled edge, the left side of the machine and the milled surface behind the milling drum unit. 2 additional LED lamps illuminate the camera area and are included in the scope of supply.	<b>Option</b>	<b>2410297</b>	<b>USD</b>	<b>11,685.00</b>
<b>Other devices</b>				
License plate holder with LED lighting to comply with country-specific regulations.	<b>Option</b>	<b>2659026</b>	<b>USD</b>	<b>434.00</b>
<b>Other devices</b>				
Large sized storage compartment for 10 pick containers on the rear of the machine instead of the standard storage compartment.	<b>Option</b>	<b>2409814</b>	<b>USD</b>	<b>1,045.00</b>
<b>Additional milling drums</b>				
FCS milling drum with milling width 1500 mm / 4 ft / 11 in, milling depth max. 100 mm / 3 15/16 in, tool spacing 8 mm / 5/16 in, equipped with quick-change toolholder system HT22 and 210 picks. For applications with a high requirement on macro and micro-profile of the road surface, e.g fine milling with increased evenness or correction milling work.	<b>Option</b>	<b>2314979</b>	<b>USD</b>	<b>54,625.00</b>
FCS milling drum, with milling width 1500 mm / 4 ft / 11 in, milling depth max. 30 mm / 1 in, tool spacing 6x2 mm / 15/64 x / 5/64 in, equipped with welded holder system HT5 and 512 picks. For applications with the maximum requirement on macro and micro-profile of the road surface, e.g. increase in grip by roughening, preparatory milling for thin-layer coverings or removal of markings on the road surface.	<b>Option</b>	<b>2090950</b>	<b>USD</b>	<b>67,192.00</b>
FCS milling drum with milling width 1500 mm / 4 ft / 11 in, milling depth max. 330 mm / 1 ft 1 in, tool spacing 20 mm / 25/32 in, equipped with quick-change toolholder system HT22 with increased tool life and 102 picks. For applications with high requirements for milling volume, e.g. complete removal of road surfaces or concrete milling work.	<b>Option</b>	<b>2314995</b>	<b>USD</b>	<b>27,089.00</b>
<b>Documentation</b>				
Additional set of technical documentation - North America country version (US)	<b>Option</b>		<b>USD</b>	<b>81.00</b>
<sup>1</sup> Option must be ordered from headquarters. Date: 3/6/2019				

## Price list

# W 200 Hi

### Scope of supply – basic machine

- Engine: 6-CYLINDER DIESEL ENGINE TYPE CUMMINS QSX 15
- Maximum power at 1900 r.p.m.: 455 kW / 610 HP / 619 PS
- Exhaust standard: EU Stage 4 / US Tier 4f
- Standard milling width: 6 ft 10 in / 2100 mm
- Theoretical milling depth: 1 ft / 300 mm

### STANDARD EQUIPMENT

- Basic machine with engine
- Machine chassis with double-sided wasp waist
- Hydraulically opening, soundproof engine cowling
- Air compressor system
- Battery-operated hydraulic unit for auxiliary drive
- Cooling system with temperature-controlled fan speed
- Storage compartments for pick containers

### MILLING DRUM HOUSING

- Milling drum housing with infinitely variable lateral shift function permits milling up to the edge on the right or left side of the machine. The total adjustment range is 2 ft 7 in / 800 mm. (1 ft 4 in left / 1 ft 4 in right / 400 mm left / 400 mm right)
- Hydrostatic drive of the milling drum
- Three electrically selectable milling drum speeds
- Hydraulic material depressor with conveyor lifting function
- Hydraulically movable and positionable scraper plate
- Hydraulically lifting side plate, 1 ft 5 in / 420 mm clearance right and left
- Triple-divided water sprinkling strip in the milling drum unit, segments individually switchable

### LOADING OF MILLED MATERIAL

- Conveyor system with manually or automatically adjustable conveying speed
- Water spray system in the primary conveyor
- Slewing angle discharge conveyor  $\pm 60^\circ$

### MACHINE CONTROL AND LEVELLING SYSTEM

- Multi-function control display showing important machine operating conditions
- Comprehensive machine diagnostics on the machine's control screen
- Milling power control with automatic on/off function
- Two exterior panels for operating functions by ground crew

- LEVEL PRO PLUS leveling system right and left
- RAPID SLOPE cross-slope sensor for LEVEL PRO ACTIVE leveling system

#### **OPERATOR'S PLATFORM**

- Fully anti-vibration mounted operator's platform
- Convenient, individually adjustable control panel
- Convenient access to the operator's platform, right and left
- Lockable control panel covers
- Two mirrors at the front, one mirror at the rear of the machine

#### **CHASSIS AND HEIGHT ADJUSTMENT**

- PTS – automatic alignment of the machine parallel to the pavement surface
- ISC – intelligent track speed control including hydraulic four-track drive
- Fourfold full-floating axle for high machine stability
- Freely selectable steering functions for the four-track steering
- Extremely wear-resistant, two-piece EPS polyurethane track pads

#### **MISCELLANEOUS**

- Lighting system including 5 halogen floodlights and 4 LED lights in the area of the milling unit
- "Welcome" and "Go home" lights feature including LED lighting in the area of the operator's platform and access
- Comprehensive toolkit in lockable toolbox
- A total of six EMERGENCY STOP switches in appropriate positions on the machine
- High-pressure water system with automatic on/off function, 261 psi / 18 bar, 17 gal.min / 67 l/min
- Pre-fitting for installing the WITOS FleetView control unit "WIRTGEN Road Technologies Telematics and on-site Solutions" (WITOS) is the intelligent telematics system of the WIRTGEN Road Technologies for efficient fleet and service management worldwide
- European design type certification, EuroTest mark and CE conformity

**List price ex subsidiary Wirtgen America**

**USD 819,185.00**

<b>Mandatory Options</b>				
<b>Milling drum housing</b>				
Wear-resistant milling drum housing FB2100 (6 ft 11 in) without milling drum	<b>Standard</b>	<b>2193939</b>	<b>USD</b>	<b>0.00</b>
<b>Milling drums / milling units</b>				
Milling drum with milling width 2100 mm / 6 ft / 11 in, milling depth max. 300 mm / 0 ft 11 in, tool spacing 15 mm / 19/32 in, equipped with quick-change toolholder system HT22 and 190 picks. For a wide range of applications, e.g. removal of surface and binder layer, complete removal of road surfaces or concrete milling work.	<b>Standard</b>	<b>2314413</b>	<b>USD</b>	<b>0.00</b>
<b>Operator's platform</b>				
Flexibly mounted operator's platform with clearly laid-out control panel and control display as well as a large storage compartment (approx. 250 l / 66 gal) on the operator's platform and single standing seats on the right and left. The storage compartment has a variable, removable false floor and a lockable lid which can also be used as a seat. It is used for storing tools, pick elements, a toolbox, etc.	<b>Standard</b>	<b>2488411</b>	<b>USD</b>	<b>0.00</b>
Flexibly mounted operator's platform with clear control panels and control display as well as comfortable adjustable operator's seats right and left.	<b>Option</b>	<b>2446210</b>	<b>USD</b>	<b>4,397.00</b>
<b>Operator's platform</b>				
Complete mirror set: 2 mirrors front and one mirror on rear of the machine	<b>Standard</b>	<b>2276347</b>	<b>USD</b>	<b>0.00</b>
Complete mirror set, partial from operator's platform electrically folding as well as additionally heated and with truck stop and go indication	<b>Option</b>	<b>2276348</b>	<b>USD</b>	<b>5,293.00</b>
<b>Material transport</b>				
Robust 25 ft 11 in / 7,900 mm long discharge conveyor with conveyor belt system 2 ft 9 in / 850 mm and hydraulic folding device for shortening the transport length	<b>Standard</b>	<b>2446319</b>	<b>USD</b>	<b>0.00</b>
<b>Water tank filling</b>				
Additional water tank filling from the rear of the machine using a stopcock.	<b>Standard</b>	<b>2193960</b>	<b>USD</b>	<b>0.00</b>
Additional water tank filling from the rear of the machine with a powerful, hydraulically operated filling pump.	<b>Option</b>	<b>2448383</b>	<b>USD</b>	<b>3,447.00</b>
<b>Paint</b>				
Painting in cream RAL 9001 with orange stripes. The complete lower part of the machine is painted in slate grey RAL 7015.	<b>Standard</b>	<b>2446558</b>	<b>USD</b>	<b>0.00</b>
Monocolor special painting. Cream white color is replaced by a special color (RAL according to customer). The complete lower part of the machine is painted in slate grey RAL 7015.	<b>Option</b>	<b>2446559</b>	<b>USD</b>	<b>2,334.00</b>

<b>Technical documentation</b>				
Technical documentation - North America country version (US)	<b>Standard</b>	<b>2456347</b>	<b>USD</b>	<b>0.00</b>
<b>Service documentation</b>				
Spare part and application documentation English (EN)	<b>Standard</b>	<b>2456404</b>	<b>USD</b>	<b>0.00</b>
<b>Warranty</b>				
Standard warranty 12 months or 1000 engine operational hours	<b>Standard</b>	<b>100772</b>	<b>USD</b>	<b>0.00</b>
<b>Telematics</b>				
WITOS FleetView includes a control unit (TCU) with a GPS receiver and the usage rights for the web application WITOS FleetView. The web access function offers a compact overview of the machine status including consumption data, working times, position data, error messages and service intervals. (The actual amount of data available depends on the machine type). The availability of WITOS FleetView is guaranteed for 3 years from the date of delivery.	<b>Standard</b>	<b>2483436</b>	<b>USD</b>	<b>0.00</b>
<b>Machine lighting</b>				
Halogen lighting system 24 V. Consisting of 6 additional halogen working lights for illuminating the working area. The light output is approx. 1,750 lumens per headlight. Including 3 rotary beacons.	<b>Standard</b>	<b>2346607</b>	<b>USD</b>	<b>0.00</b>
Powerful LED lighting system 24 V. Consisting of 6 additional LED working lights for optimum illumination of the working area. LED working lights are extremely bright, shock-resistant and durable. The light output is approx. 3,000 lumens per headlight (halogen approx. 1,750 lumens). Including 3 LED rotary beacons.	<b>Option</b>	<b>2346608</b>	<b>USD</b>	<b>4,085.00</b>
<b>Equipment Options</b>				
<b>Additional weight</b>				
Additional weight 2,425 lbs / 1,100 kg	<b>Standard</b>	<b>2346424</b>	<b>USD</b>	<b>0.00</b>
Large sized storage compartment for 29 pick containers mounted on the rear of the machine instead of the standard storage compartment.	<b>Option</b>	<b>2221603</b>	<b>USD</b>	<b>3,257.00</b>
<b>Exhaust air filter</b>				
VCS extraction system on the discharge conveyor, for extraction of fine material particles and water vapor from the sealed milling unit. For version with long discharge conveyor.	<b>Standard</b>	<b>2566917</b>	<b>USD</b>	<b>0.00</b>
<b>Equipment operator's platform</b>				
Operator's platform equipped with weather canopy including windscreen and rear window. The canopy is equipped with extensions on both sides and protects the entire operator's platform from rain and sunlight. The canopy itself is made of highly durable GFRP and the windscreen and rear window are scratch-resistant laminated protective glass. The canopy can be folded up electrohydraulically to facilitate machine transport.	<b>Option</b>	<b>2492942</b>	<b>USD</b>	<b>14,304.00</b>

Hot air heating in the footwell area of the operator's platform	Option	2174234	USD	1,696.00
<b>Device for milling drum change</b>				
Milling drum mounting and transport carriage FB1500 (4 ft 11 in) to FB2500 (8 ft 2 in)	Option	2312515	USD	6,284.00
<b>Cold-start device</b>				
Electric preheating of the fuel filter for maintaining free-flow properties of the fuel at low outside temperatures. Used for ensuring operating capability at temperatures below 32 degrees Fahrenheit / 0 degrees Celsius.	Option	2344691	USD	1,330.00
<b>Leveling</b>				
Expansion of leveling system by one ultrasonic sensor for scanning in front of the milling drum right or left. Including connection cable and holder.	Standard	2286567	USD	0.00
Expansion of leveling system by two ultrasonic sensors for scanning in front of the milling drum right and left. Including connection cable and holder.	Option	2283608	USD	2,606.00
<b>Additional control unit LEVEL PRO</b>				
Expansion LEVEL PRO with an additional operating display, including required connection cable	Standard	2137348	USD	0.00
<b>Leveling</b>				
Pre-fitting for multiplex system comprising 4 sensors sockets for expanding the leveling system with one or two multiplex systems. Permits trouble-free connection of at most 2 multiplex sensors per machine side at a later point.	Standard	2436230	USD	0.00
Expansion leveling system for multiplex system package 3-way right, including 2 x ultrasonic sensors, connection cable and holder	Option	2436231	USD	3,026.00
Expansion of leveling system to make multiplex system package 3-way right and 3-way left, including 4 x ultrasonic sensors, connection cable and holder	Option	2436232	USD	6,392.00
<b>Water system</b>				
Powerful, hydraulically operated high-pressure water cleaner with a maximum performance of 15 l/min (4 gpm) at 150 bar (2175 psi) pressure.	Option	2193973	USD	2,443.00



<b>Pick changing aids</b>				
Hydraulically driven pick extractor with holder and corresponding electrical and hydraulic connectors. Ideal for a convenient, fast and quiet cutting tool replacement.	<b>Option</b>	<b>2178052</b>	<b>USD</b>	<b>3,461.00</b>
Pneumatic hammer with two pick extractor and inserter tools each as well as 5.00 m / 16 ft 5 in hose.	<b>Standard</b>	<b>2137372</b>	<b>USD</b>	<b>0.00</b>
Fold-open seats on the rear track units for the pick change, with integrated storage compartment for pick change tools and 4 pick containers	<b>Standard</b>	<b>2283946</b>	<b>USD</b>	<b>0.00</b>
<b>Diesel tank filling systems</b>				
Electrically operated diesel suction and pressure pump for the diesel tank filling with 5.00 m suction hose.	<b>Option</b>	<b>2125976</b>	<b>USD</b>	<b>896.00</b>
<b>Wirtgen information and diagnostic system</b>				
The actual milling depth is measured by a differential method between sensors on the side plate and sensors on the scraper. The actual milling depth is displayed in the Info menu of the LEVEL PRO display.	<b>Standard</b>	<b>2219502</b>	<b>USD</b>	<b>0.00</b>
<b>Camera system</b>				
Monitor system as maneuvering aid with 2 cameras. Each of these shows the area behind the machine as well as the area in front of the loading conveyor. The camera images are displayed on the machine control display.	<b>Option</b>	<b>2526011</b>	<b>USD</b>	<b>2,687.00</b>
Monitor system as maneuvering aid with 2 cameras. Camera 1 is installed on the rear of the machine pointing to the rear and camera 2 is installed between the front track units pointing to the front. The camera images are displayed on the machine control display	<b>Standard</b>	<b>2286626</b>	<b>USD</b>	<b>0.00</b>
Extensive monitor system consisting of a total of 6 cameras and an additional monitor. Cameras 1 and 2 show the areas behind the machine as well as ahead of the load belt, and thus facilitate maneuvering and loading. Cameras 3-6 show the area in front of the milling drum unit, the milled area behind the milling unit as well as the side plate and the front right and left chassis units, thereby facilitating the working process. Camera images 1-2 are displayed in the machine control display, camera images 3-6 are output on the additional monitor.	<b>Option</b>	<b>2530073</b>	<b>USD</b>	<b>9,364.00</b>
<b>Other devices</b>				
License plate holder with LED lighting to comply with country-specific regulations.	<b>Option</b>	<b>2658169</b>	<b>USD</b>	<b>434.00</b>
<b>Documentation</b>				
Additional set of technical documentation - North America country version (US)	<b>Option</b>		<b>USD</b>	<b>81.00</b>

<sup>1</sup>Option must be ordered from headquarters.

Date: 3/6/2019



## Price list W 200i

### Scope of supply – basic machine

- Engine: 6-CYLINDER DIESEL ENGINE TYPE CUMMINS QSX 15
- Maximum power at 1900 r.p.m.: 455 kW / 610 HP / 619 PS
- Exhaust standard: EU Stage 4 / US Tier 4f
- Standard milling width: 6 ft 7 in / 2000 mm
- Theoretical milling depth: 1 ft 1 in / 330 mm

### STANDARD EQUIPMENT

- Basic machine with engine
- Machine chassis with double-sided wasp waist
- Hydraulically opening, soundproof engine cowling
- Air compressor system
- Battery-operated hydraulic unit for auxiliary drive
- Cooling system with temperature-controlled fan speed
- Large storage compartments for pick containers

### MILLING DRUM HOUSING

- Three milling drum rotation speeds with electric on/off function 127 r.p.m. - 109 r.p.m. - 97 r.p.m.
- Hydraulic material depressor with conveyor lifting function
- Hydraulically movable and positionable scraper plate with automatic locking
- Hydraulically lifting side plates, clearance right 450 mm (1 ft 6 in), clearance left 330 mm (1 ft 1 in)
- Water sprinkling strip in the milling drum unit

### LOADING OF MILLED MATERIAL

- Conveyor system with manually or automatically adjustable conveying speed
- Water spray system in the primary conveyor
- Slewing angle discharge conveyor  $\pm 60^\circ$

### MACHINE CONTROL AND LEVELLING SYSTEM

- Multi-function control display showing important machine operating conditions
- Comprehensive machine diagnostics on the machine's control screen
- Milling power control with automatic on/off function
- Two exterior panels for operating functions by ground crew
- LEVEL PRO PLUS leveling system right and left
- RAPID SLOPE cross-slope sensor for LEVEL PRO ACTIVE leveling system

### OPERATOR'S PLATFORM

- Fully anti-vibration mounted operator's platform
- Convenient, individually adjustable control panel
- Convenient access to the operator's platform, right and left
- Lockable control panel covers
- Two mirrors front, one mirror middle and one mirror in rear area of the machine

### CHASSIS AND HEIGHT ADJUSTMENT

- PTS – automatic alignment of the machine parallel to the pavement surface
- ISC – intelligent track speed control including hydraulic four-track drive
- Fourfold full-floating axle for high machine stability
- Freely selectable steering functions for the four-track steering
- Extremely wear-resistant, two-piece EPS polyurethane track pads

#### **MISCELLANEOUS**

- Lighting system including 3 halogen floodlights and 4 LED lights in the area of the milling unit
- "Welcome" and "Go home" lights feature including LED lighting in the area of the operator's platform and access
- Comprehensive toolkit in lockable toolbox
- A total of six EMERGENCY STOP switches in appropriate positions on the machine
- High-pressure water system with automatic on/off function, 261 psi / 18 bar, 17 gal.min / 67 l/min
- Pre-fitting for installing the WITOS FleetView control unit
- European design type certification, EuroTest mark and CE conformity

**List price ex subsidiary Wirtgen America**

**USD 730,007.00**

Mandatory Options				
Milling drum housing				
Wear-resistant milling drum housing FB2200 (7 ft 3 in) FCS-Light, with pre-fitting enabling a quick and easy change of milling drums with varying spacings and equal milling widths, without milling drum.	Standard	2436519	USD	0.00
Milling drums / milling units				
FCS milling drum with milling width 2200 mm / 7 ft / 3 in, milling depth max. 330 mm / 1 ft 1 in, tool spacing 15 mm / 19/32 in, equipped with quick-change toolholder system HT22 and 181 picks. For a wide range of applications, e.g. removal of surface and binder layer, complete removal of road surfaces or concrete milling work.	Standard	2375650	USD	0.00
Operator's platform				
Flexibly mounted operator's platform with clearly laid-out control panel and control display as well as a large storage compartment (approx. 250 l / 66 gal) on the operator's platform and single standing seats on the right and left. The storage compartment has a variable, removable false floor and a lockable lid which can also be used as a seat. It is used for storing tools, pick elements, a coolbox, etc.	Option	2488383	USD	3,026.00
Flexibly mounted operator's platform with clear control panels and control display as well as comfortable adjustable operator's seats right and left.	Standard	2430848	USD	0.00
Operator's platform in "Operator Comfort System" version, consisting of movable and fully air-conditioned comfort cab with air-sprung operator's seat, 6-way camera system, joystick machine control and radio. An integrated intercom provides good communication with the second machine operator.	Option	2433078	USD	87,074.00
Operator's platform				
Complete mirror set: two mirrors front, one mirror middle and one mirror on rear of the machine	Standard	2105659	USD	0.00
Complete mirror set, partial from operator's platform electrically folding as well as additionally heated and with truck stop and go indication	Option	2105660	USD	5,293.00
Material transport				
Robust 7,900 mm (25 ft 11 in) long discharge conveyor with conveyor belt system 850 mm (2 ft 9 in) and hydraulic folding device for shortening the transport length	Standard	2430852	USD	0.00
Water tank filling				
Additional water tank filling from the rear of the machine using a stopcock.	Standard	2120201	USD	0.00
Additional water tank filling from the rear of the machine with a powerful, hydraulically operated filling pump.	Option	2430853	USD	3,691.00
Paint				
Painting in cream RAL 9001 with orange stripes. The complete lower part of the machine is painted in slate grey RAL 7015.	Standard	2433013	USD	0.00
Monocolor special painting. Cream white color is replaced by a special color (RAL according to customer). The complete lower part of the machine is painted in slate grey RAL 7015.	Option	2433222	USD	2,334.00

<b>Technical documentation</b>				
Technical documentation - North America country version (US)	<b>Standard</b>	<b>2456347</b>	<b>USD</b>	<b>0.00</b>
<b>Service documentation</b>				
Spare part and application documentation English (EN)	<b>Standard</b>	<b>2456404</b>	<b>USD</b>	<b>0.00</b>
<b>Warranty</b>				
Standard warranty 12 months or 1000 engine operational hours	<b>Standard</b>	<b>100772</b>	<b>USD</b>	<b>0.00</b>
<b>Telematics</b>				
WITOS FleetView includes a control unit (TCU) with a GPS receiver and the usage rights for the web application WITOS FleetView. The web access function offers a compact overview of the machine status including consumption data, working times, position data, error messages and service intervals. (The actual amount of data available depends on the machine type). The availability of WITOS FleetView is guaranteed for 3 years from the date of delivery.	<b>Standard</b>	<b>2483436</b>	<b>USD</b>	<b>0.00</b>
<b>Machine lighting</b>				
Halogen lighting system 24 V. Consisting of 6 additional halogen working lights for illuminating the working area. The light output is approx. 1,750 lumens per headlight. Including 3 rotary beacons.	<b>Standard</b>	<b>2346607</b>	<b>USD</b>	<b>0.00</b>
Powerful LED lighting system 24 V. Consisting of 6 additional LED working lights for optimum illumination of the working area. LED working lights are extremely bright, shock-resistant and durable. The light output is approx. 3,000 lumens per headlight (halogen approx. 1,750 lumens). Including 3 LED rotary beacons.	<b>Option</b>	<b>2346608</b>	<b>USD</b>	<b>4,085.00</b>
<b>Equipment Options</b>				
<b>Additional weight</b>				
Additional weight 3,748 lbs / 1,700 kg	<b>Standard</b>	<b>2199810</b>	<b>USD</b>	<b>0.00</b>
Large sized storage compartment for 29 pick containers mounted on the rear of the machine instead of the standard storage compartment.	<b>Option</b>	<b>2221603</b>	<b>USD</b>	<b>3,257.00</b>
<b>Exhaust air filter</b>				
VCS - Vacuum Cutting System on the discharge conveyor, for extraction of fine material particles and water vapor from the sealed milling unit.	<b>Standard</b>	<b>2105684</b>	<b>USD</b>	<b>0.00</b>
<b>Equipment operator's platform</b>				
Operator's platform equipped with weather canopy including windscreen and rear window. The canopy is equipped with extensions on both sides and protects the entire operator's platform from rain and sunlight. The canopy itself is made of highly durable GFRP and the windscreen and rear window are scratch-resistant laminated protective glass. The canopy can be folded up electrohydraulically to facilitate machine transport.	<b>Option</b>	<b>2492942</b>	<b>USD</b>	<b>14,304.00</b>

Hot air heating in the footwell area of the operator's platform	<b>Option</b>	<b>2174234</b>	<b>USD</b>	<b>1,696.00</b>
<b>Device for milling drum change</b>				
Milling drum mounting and transport carriage FB1500 (4 ft 11 in) to FB2500 (8 ft 2 in)	<b>Option</b>	<b>2312515</b>	<b>USD</b>	<b>6,284.00</b>
<b>Cold-start device</b>				
Electric preheating of the fuel filter for maintaining free-flow properties of the fuel at low outside temperatures. Used for ensuring operating capability at temperatures below 32 degrees Fahrenheit / 0 degrees Celsius.	<b>Option</b>	<b>2344691</b>	<b>USD</b>	<b>1,330.00</b>
<b>Options for belt conveyor</b>				
Support device for putting the discharge conveyor on the low-loader.	<b>Standard</b>	<b>60603</b>	<b>USD</b>	<b>0.00</b>
<b>Leveling</b>				
Expansion leveling system for scanning ahead of the milling drum right, with hydraulic sensor, connection cable and holder. (Can also be mounted on left)	<b>Option</b>	<b>2112702</b>	<b>USD</b>	<b>2,999.00</b>
Expansion leveling system for scanning ahead of the milling drum right and left, with hydraulic sensor, connection cable and holder	<b>Standard</b>	<b>2112703</b>	<b>USD</b>	<b>0.00</b>
<b>Additional control unit LEVEL PRO</b>				
Expansion LEVEL PRO with an additional operating display, including required connection cable	<b>Standard</b>	<b>2137348</b>	<b>USD</b>	<b>0.00</b>
<b>Leveling</b>				
Pre-fitting for multiplex system comprising 4 sensors sockets for expanding the leveling system with one or two multiplex systems. Permits trouble-free connection of at most 2 multiplex sensors per machine side at a later point.	<b>Standard</b>	<b>2436230</b>	<b>USD</b>	<b>0.00</b>
Expansion leveling system for multiplex system package 3-way right, including 2 x ultrasonic sensors, connection cable and holder	<b>Option</b>	<b>2436231</b>	<b>USD</b>	<b>3,026.00</b>
Expansion of leveling system to make multiplex system package 3-way right and 3-way left, including 4 x ultrasonic sensors, connection cable and holder	<b>Option</b>	<b>2436232</b>	<b>USD</b>	<b>6,392.00</b>

<b>Water system</b>			
Powerful, hydraulically operated high-pressure water cleaner with a maximum performance of 15 l/min (4 gpm) at 150 bar (2175 psi) pressure.	<b>Option</b>	<b>2105701</b>	<b>USD 2,443.00</b>
<b>Pick changing aids</b>			
Milling drum rotation device with electro-hydraulic milling drum drive for slowly turning the milling drum during pick replacement. The diesel engine can be switched off in this case.	<b>Standard</b>	<b>2105702</b>	<b>USD 0.00</b>
Hydraulically driven pick extractor with holder and corresponding electrical and hydraulic connectors. Ideal for a convenient, fast and quiet cutting tool replacement.	<b>Option</b>	<b>2178052</b>	<b>USD 3,461.00</b>
Pneumatic hammer with two pick extractor and inserter tools each as well as 5.00 m / 16 ft 5 in hose.	<b>Standard</b>	<b>2137372</b>	<b>USD 0.00</b>
Fold-open seats on the rear track units for the pick change, with integrated storage compartment for pick change tools and 4 pick containers	<b>Standard</b>	<b>2105678</b>	<b>USD 0.00</b>
<b>Diesel tank filling systems</b>			
Electrically operated diesel suction and pressure pump for the diesel tank filling with 5.00 m suction hose.	<b>Option</b>	<b>2125976</b>	<b>USD 896.00</b>
<b>Wirtgen information and diagnostic system</b>			
The actual milling depth is measured by a differential method between sensors on the side plate and sensors on the scraper. The actual milling depth is displayed in the Info menu of the LEVEL PRO display.	<b>Standard</b>	<b>2219502</b>	<b>USD 0.00</b>
<b>Camera system</b>			
Monitor system as maneuvering aid with 2 cameras. Each of these shows the area behind the machine as well as the area in front of the loading conveyor. The camera images are displayed on the machine control display.	<b>Standard</b>	<b>2526011</b>	<b>USD 0.00</b>
Extensive monitor system consisting of a total of 6 cameras and an additional monitor. Cameras 1 and 2 show the areas behind the machine as well as ahead of the load belt, and thus facilitate maneuvering and loading. Cameras 3-6 show the area in front of the milling drum unit, the milled area behind the milling unit as well as the side plate and the front right and left chassis units, thereby facilitating the working process. Camera images 1-2 are displayed in the machine control display, camera images 3-6 are output on the additional monitor.	<b>Option</b>	<b>2530073</b>	<b>USD 9,364.00</b>
<b>Other devices</b>			
License plate holder with LED lighting to comply with country-specific regulations.	<b>Option</b>	<b>2658169</b>	<b>USD 434.00</b>
<b>Documentation</b>			
Additional set of technical documentation - North America country version (US)	<b>Option</b>		<b>USD 81.00</b>
<sup>1</sup> Option must be ordered from headquarters. Date: 3/6/2019			



## Price list W 210i

### Scope of supply – basic machine

- Engine: 2x 6-cylinder diesel engines type: Cummins QSL 9
- Maximum power at 1900 r.p.m.: 537 kW / 720 HP / 730 PS
- Exhaust standard: EU Stage 4 / US Tier 4f
- Standard milling width: 6 ft 7 in / 2000 mm
- Theoretical milling depth: 1 ft 1 in / 330 mm

### STANDARD EQUIPMENT

- Basic machine with engine
- Machine chassis with double-sided wasp waist
- Hydraulically opening, soundproof engine cowl
- Air compressor system
- Battery-operated hydraulic unit for auxiliary drive
- Cooling system with temperature-controlled fan speed
- Large storage compartments for pick containers

### MILLING DRUM HOUSING

- Three milling drum rotation speeds with electric on/off function 127 r.p.m. - 109 r.p.m. - 97 r.p.m.
- Hydraulic material depressor with conveyor lifting function
- Hydraulically movable and positionable scraper plate with automatic locking
- Hydraulically lifting side plates, clearance right 450 mm (1 ft 6 in), clearance left 330 mm (1 ft 1 in)
- Water sprinkling strip in the milling drum unit

### LOADING OF MILLED MATERIAL

- Conveyor system with manually or automatically adjustable conveying speed
- Water spray system in the primary conveyor
- Slewing angle discharge conveyor  $\pm 60^\circ$

### MACHINE CONTROL AND LEVELLING SYSTEM

- Multi-function control display showing important machine operating conditions
- Comprehensive machine diagnostics on the machine's control screen
- Milling power control with automatic on/off function
- Two exterior panels for operating functions by ground crew
- LEVEL PRO PLUS leveling system right and left
- RAPID SLOPE cross-slope sensor for LEVEL PRO ACTIVE leveling system

### OPERATOR'S PLATFORM

- Fully anti-vibration mounted operator's platform
- Convenient, individually adjustable control panel
- Convenient access to the operator's platform, right and left
- Lockable control panel covers



#### **CHASSIS AND HEIGHT ADJUSTMENT**

- PTS – automatic alignment of the machine parallel to the pavement surface
- ISC – intelligent track speed control including hydraulic four-track drive
- Fourfold full-floating axle for high machine stability
- Freely selectable steering functions for the four-track steering
- Extremely wear-resistant, two-piece EPS polyurethane track pads

#### **MISCELLANEOUS**

- Lighting system including 5 halogen floodlights and 4 LED lights in the area of the milling unit
- "Welcome" and "Go home" lights feature including LED lighting in the area of the operator's platform and access
- Comprehensive toolkit in lockable toolbox
- A total of six EMERGENCY STOP switches in appropriate positions on the machine
- High-pressure water system with automatic on/off function, 261 psi / 18 bar, 17 gal.min / 67 l/min
- Pre-fitting for installing the WITOS FleetView control unit
- European design type certification, EuroTest mark and CE conformity

**List price ex subsidiary Wirtgen America**

**USD 809,671.00**

Mandatory Options				
Milling drum housing				
Wear-resistant milling drum housing FB2200 (7 ft 3 in) FCS-Light, with pre-fitting enabling a quick and easy change of milling drums with varying spacings and equal milling widths, without milling drum.	Standard	2436519	USD	0.00
Milling drums / milling units				
FCS milling drum with milling width 2200 mm / 7 ft / 3 in, milling depth max. 330 mm / 1 ft 1 in, tool spacing 15 mm / 19/32 in, equipped with quick-change toolholder system HT22 and 181 picks. For a wide range of applications, e.g. removal of surface and binder layer, complete removal of road surfaces or concrete milling work.	Standard	2375650	USD	0.00
Operator's platform				
Flexibly mounted operator's platform with clearly laid-out control panel and control display as well as a large storage compartment (approx. 250 l / 66 gal) on the operator's platform and single standing seats on the right and left. The storage compartment has a variable, removable false floor and a lockable lid which can also be used as a seat. It is used for storing tools, pick elements, a coolbox, etc.	Option	2488383	USD	3,026.00
Flexibly mounted operator's platform with clear control panels and control display as well as comfortable adjustable operator's seats right and left.	Standard	2430848	USD	0.00
Operator's platform in "Operator Comfort System" version, consisting of movable and fully air-conditioned comfort cab with air-sprung operator's seat, 6-way camera system, joystick machine control and radio. An integrated intercom provides good communication with the second machine operator.	Option	2430849	USD	87,074.00
Operator's platform				
Complete mirror set: two mirrors front, one mirror middle and one mirror on rear of the machine	Standard	2105659	USD	0.00
Complete mirror set, partial from operator's platform electrically folding as well as additionally heated and with truck stop and go indication	Option	2105660	USD	5,293.00
Material transport				
Robust 7,900 mm (25 ft 11 in) long discharge conveyor with conveyor belt system 850 mm (2 ft 9 in) and hydraulic folding device for shortening the transport length	Standard	2430852	USD	0.00

<b>Water tank filling</b>				
Additional water tank filling from the rear of the machine using a stopcock.	Standard	2120201	USD	0.00
Additional water tank filling from the rear of the machine with a powerful, hydraulically operated filling pump.	Option	2430853	USD	3,691.00
<b>Paint</b>				
Painting in cream RAL 9001 with orange stripes. The complete lower part of the machine is painted in slate grey RAL 7015.	Standard	2431869	USD	0.00
Monocolor special painting. Cream white color is replaced by a special color (RAL according to customer). The complete lower part of the machine is painted in slate grey RAL 7015.	Option	2431874	USD	2,334.00
<b>Technical documentation</b>				
Technical documentation - North America country version (US)	Standard	2456347	USD	0.00
<b>Service documentation</b>				
Spare part and application documentation English (EN)	Standard	2456404	USD	0.00
<b>Warranty</b>				
Standard warranty 12 months or 1000 engine operational hours	Standard	100772	USD	0.00
<b>Telematics</b>				
WITOS FleetView includes a control unit (TCU) with a GPS receiver and the usage rights for the web application WITOS FleetView. The web access function offers a compact overview of the machine status including consumption data, working times, position data, error messages and service intervals. (The actual amount of data available depends on the machine type). The availability of WITOS FleetView is guaranteed for 3 years from the date of delivery.	Standard	2483436	USD	0.00
<b>Machine lighting</b>				
Halogen lighting system 24 V. Consisting of 6 additional halogen working lights for illuminating the working area. The light output is approx. 1,750 lumens per headlight. Including 3 rotary beacons.	Standard	2346607	USD	0.00
Powerful LED lighting system 24 V. Consisting of 6 additional LED working lights for optimum illumination of the working area. LED working lights are extremely bright, shock-resistant and durable. The light output is approx. 3,000 lumens per headlight (halogen approx. 1,750 lumens). Including 3 LED rotary beacons.	Option	2346608	USD	4,085.00
<b>Equipment Options</b>				
<b>Additional weight</b>				
Additional weight 3,748 lbs / 1,700 kg	Standard	2199810	USD	0.00
Large sized storage compartment for 29 pick containers mounted on the rear of the machine instead of the standard storage compartment.	Option	2221603	USD	3,257.00
<b>Exhaust air filter</b>				
VCS - Vacuum Cutting System on the discharge conveyor, for extraction of fine material particles and water vapor from the sealed milling unit.	Standard	2105684	USD	0.00

<b>Equipment operator's platform</b>				
Operator's platform equipped with weather canopy including windscreen and rear window. The canopy is equipped with extensions on both sides and protects the entire operator's platform from rain and sunlight. The canopy itself is made of highly durable GFRP and the windscreen and rear window are scratch-resistant laminated protective glass. The canopy can be folded up electrohydraulically to facilitate machine transport.	Option	2492942	USD	14,304.00
Hot air heating in the footwell area of the operator's platform	Option	2174234	USD	1,696.00
<b>Device for milling drum change</b>				
Milling drum mounting and transport carriage FB1500 (4 ft 11 in) to FB2500 (8 ft 2 in)	Option	2312515	USD	6,284.00
<b>Cold-start device</b>				
Electric preheating of the fuel filter for maintaining free-flow properties of the fuel at low outside temperatures. Used for ensuring operating capability at temperatures below 32 degrees Fahrenheit / 0 degrees Celsius.	Option	2440138	USD	1,330.00
<b>Options for belt conveyor</b>				
Support device for putting the discharge conveyor on the low-loader.	Standard	60603	USD	0.00
<b>Leveling</b>				
Expansion leveling system for scanning ahead of the milling drum right, with hydraulic sensor, connection cable and holder. (Can also be mounted on left)	Option	2112702	USD	2,999.00
Expansion leveling system for scanning ahead of the milling drum right and left, with hydraulic sensor, connection cable and holder	Standard	2112703	USD	0.00
<b>Additional control unit LEVEL PRO</b>				
Expansion LEVEL PRO with an additional operating display, including required connection cable	Standard	2137348	USD	0.00
<b>Leveling</b>				
Pre-fitting for multiplex system comprising 4 sensors sockets for expanding the leveling system with one or two multiplex systems. Permits trouble-free connection of at most 2 multiplex sensors per machine side at a later point.	Standard	2436230	USD	0.00
Expansion leveling system for multiplex system package 3-way right, including 2 x ultrasonic sensors, connection cable and holder	Option	2436231	USD	3,026.00
Expansion of leveling system to make multiplex system package 3-way right and 3-way left, including 4 x ultrasonic sensors, connection cable and holder	Option	2436232	USD	6,392.00
<b>Water system</b>				
Powerful, hydraulically operated high-pressure water cleaner with a maximum performance of 15 l/min (4 gpm) at 150 bar (2175 psi) pressure.	Option	2105701	USD	2,443.00
<b>Pick changing aids</b>				
Milling drum rotation device with electro-hydraulic milling drum drive for slowly turning the milling drum during pick replacement. The diesel engine can be switched off in this case.	Standard	2105702	USD	0.00

Hydraulically driven pick extractor with holder and corresponding electrical and hydraulic connectors. Ideal for a convenient, fast and quiet cutting tool replacement.	<b>Option</b>	<b>2178052</b>	<b>USD</b>	<b>3,461.00</b>
Pneumatic hammer with two pick extractor and inserter tools each as well as 5.00 m / 16 ft 5 in hose.	<b>Standard</b>	<b>2137372</b>	<b>USD</b>	<b>0.00</b>
Fold-open seats on the rear track units for the pick change, with integrated storage compartment for pick change tools and 4 pick containers	<b>Standard</b>	<b>2105678</b>	<b>USD</b>	<b>0.00</b>
<b>Diesel tank filling systems</b>				
Electrically operated diesel suction and pressure pump for the diesel tank filling with 5.00 m suction hose.	<b>Option</b>	<b>2125976</b>	<b>USD</b>	<b>896.00</b>
<b>Wirtgen information and diagnostic system</b>				
The actual milling depth is measured by a differential method between sensors on the side plate and sensors on the scraper. The actual milling depth is displayed in the Info menu of the LEVEL PRO display.	<b>Standard</b>	<b>2219502</b>	<b>USD</b>	<b>0.00</b>
<b>Camera system</b>				
Monitor system as maneuvering aid with 2 cameras. Each of these shows the area behind the machine as well as the area in front of the loading conveyor. The camera images are displayed on the machine control display.	<b>Standard</b>	<b>2526011</b>	<b>USD</b>	<b>0.00</b>
Extensive monitor system consisting of a total of 6 cameras and an additional monitor. Cameras 1 and 2 show the areas behind the machine as well as ahead of the load belt, and thus facilitate maneuvering and loading. Cameras 3-6 show the area in front of the milling drum unit, the milled area behind the milling unit as well as the side plate and the front right and left chassis units, thereby facilitating the working process. Camera images 1-2 are displayed in the machine control display, camera images 3-6 are output on the additional monitor.	<b>Option</b>	<b>2530073</b>	<b>USD</b>	<b>9,364.00</b>
<b>Other devices</b>				
License plate holder with LED lighting to comply with country-specific regulations.	<b>Option</b>	<b>2658169</b>	<b>USD</b>	<b>434.00</b>
<b>Documentation</b>				
Additional set of technical documentation - North America country version (US)	<b>Option</b>		<b>USD</b>	<b>81.00</b>

<sup>1</sup>Option must be ordered from headquarters.

Date: 3/6/2019

## Price list

# W 220i

### Scope of supply – basic machine

- Engine: 6-cylinder diesel engine: CATERPILLAR C18 ATAAC
- Rated power at 1,950 r.p.m.: 597 KW / 801 HP / 812 PS
- Exhaust standard: US Tier 4f
- Standard milling width: 7 ft 3 in / 2,200 mm
- Maximum milling depth: 1 ft 2 in / 350 mm

### STANDARD EQUIPMENT

- Basic machine with engine
- Machine chassis with double-sided wasp waist
- Hydraulically opening, soundproof engine cowling
- Air compressor system
- Battery-operated hydraulic unit for auxiliary drive
- Cooling system with temperature-controlled fan speed
- Large storage compartments for pick containers

### MILLING DRUM HOUSING

- Three milling drum rotation speeds with electric on/off function 105 r.p.m. - 94 r.p.m. - 84 r.p.m.
- Hydraulic material depressor with conveyor lifting function
- Hydraulically movable and positionable scraper plate with automatic locking
- Hydraulically lifting side plate, right clearance 1 ft 6 in / 450 mm and left clearance 1 ft 2 in / 350 mm
- Two water sprinkling strips in the milling drum unit with separate on/off function

### LOADING OF MILLED MATERIAL

- Conveyor system with manually or automatically adjustable conveying speed
- Water spray system in the primary conveyor
- Slewing angle discharge conveyor  $\pm 60^\circ$

### MACHINE CONTROL AND LEVELLING SYSTEM

- Multi-function control display showing important machine operating conditions
- Comprehensive machine diagnostics on the machine's control screen
- Milling power control with automatic on/off function
- Two exterior panels for operating functions by ground crew
- LEVEL PRO PLUS leveling system right and left
- RAPID SLOPE cross-slope sensor for LEVEL PRO ACTIVE leveling system

### OPERATOR'S PLATFORM

- Fully anti-vibration mounted operator's platform
- Convenient, individually adjustable control panel
- Convenient access to the operator's platform, right and left
- Lockable control panel covers
- Two mirrors front, one mirror middle and one mirror in rear area of the machine

#### **CHASSIS AND HEIGHT ADJUSTMENT**

- PTS – automatic alignment of the machine parallel to the pavement surface
- ISC – intelligent track speed control including hydraulic four-track drive
- Fourfold full-floating axle for high machine stability
- Freely selectable steering functions for the four-track steering
- Extremely wear-resistant, two-piece EPS polyurethane track pads

#### **MISCELLANEOUS**

- Lighting system including 3 halogen floodlights and 4 LED lights in the area of the milling unit
- "Welcome" and "Go home" lights feature including LED lighting in the area of the operator's platform and access
- Comprehensive toolkit in lockable toolbox
- A total of six EMERGENCY STOP switches in appropriate positions on the machine
- Water high-pressure system with automatic on/off function
- Pre-fitting for installing the WITOS FleetView control unit
- European design type certification, EuroTest mark and CE conformity

**List price ex subsidiary Wirtgen America**

**USD 897,017.00**

Mandatory Options				
Milling drum housing				
Wear-resistant milling drum housing FB2200 (7 ft 3 in) FCS-Light, with pre-fitting enabling a quick and easy change of milling drums with varying spacings and equal milling widths, without milling drum.	Standard	2205464	USD	0.00
Milling drums / milling units				
FCS milling drum with milling width 2200 mm / 7 ft / 3 in, milling depth max. 350 mm / 1 ft 2 in, tool spacing 15 mm / 19/32 in, equipped with quick-change toolholder system HT22 and 188 picks. For a wide range of applications, e.g. removal of surface and binder layer, complete removal of road surfaces or concrete milling work.	Standard	2309352	USD	0.00
Operator's platform				
Flexibly mounted operator's platform with clearly laid-out control panel and control display as well as a large storage compartment (approx. 250 l / 66 gal) on the operator's platform and single standing seats on the right and left. The storage compartment has a variable, removable false floor and a lockable lid which can also be used as a seat. It is used for storing tools, pick elements, a coolbox, etc.	Option	2546282	USD	3,026.00
Flexibly mounted operator's platform with clear control panels and control display as well as comfortable adjustable operator's seats right and left.	Standard	2546283	USD	0.00
Operator's platform in "Operator Comfort System" version, consisting of movable and fully air-conditioned comfort cab with air-sprung operator's seat, 6-way camera system, joystick machine control and radio. An integrated intercom provides good communication with the second machine operator.	Option	2542246	USD	87,074.00
Operator's platform				
Complete mirror set: two mirrors front, one mirror middle and one mirror on rear of the machine	Standard	2105659	USD	0.00
Complete mirror set, partial from operator's platform electrically folding as well as additionally heated and with truck stop and go indication	Option	2105660	USD	5,293.00
Material transport				
Robust 26 ft 9 in / 8,150 mm long discharge conveyor with conveyor belt system 3 ft 3 in / 1,000 mm and hydraulic folding device for shortening the transport length	Standard	2542405	USD	0.00



<b>Water tank filling</b>				
Additional water tank filling from the rear of the machine using a stopcock.	<b>Standard</b>	<b>2466094</b>	<b>USD</b>	<b>0.00</b>
Additional water tank filling from the rear of the machine with a powerful, hydraulically operated filling pump.	<b>Option</b>	<b>2465765</b>	<b>USD</b>	<b>3,447.00</b>
<b>Paint</b>				
Painting in cream RAL 9001 with orange stripes. The complete lower part of the machine is painted in slate grey RAL 7015.	<b>Standard</b>	<b>2542404</b>	<b>USD</b>	<b>0.00</b>
Monocolor special painting. Cream white color is replaced by a special color (RAL according to customer). The complete lower part of the machine is painted in slate grey RAL 7015.	<b>Option</b>	<b>2542407</b>	<b>USD</b>	<b>2,348.00</b>
<b>Technical documentation</b>				
Technical documentation - North America country version (US)	<b>Standard</b>	<b>2456347</b>	<b>USD</b>	<b>0.00</b>
<b>Service documentation</b>				
Spare part and application documentation English (EN)	<b>Standard</b>	<b>2456404</b>	<b>USD</b>	<b>0.00</b>
<b>Warranty</b>				
Standard warranty 12 months or 1000 engine operational hours	<b>Standard</b>	<b>100772</b>	<b>USD</b>	<b>0.00</b>
<b>Telematics</b>				
WITOS FleetView includes a control unit (TCU) with a GPS receiver and the usage rights for the web application WITOS FleetView. The web access function offers a compact overview of the machine status including consumption data, working times, position data, error messages and service intervals. (The actual amount of data available depends on the machine type). The availability of WITOS FleetView is guaranteed for 3 years from the date of delivery.	<b>Standard</b>	<b>2483436</b>	<b>USD</b>	<b>0.00</b>
<b>Machine lighting</b>				
Halogen lighting system 24 V. Consisting of 6 additional halogen working lights for illuminating the working area. The light output is approx. 1,750 lumens per headlight. Including 3 rotary beacons.	<b>Standard</b>	<b>2346607</b>	<b>USD</b>	<b>0.00</b>
Powerful LED lighting system 24 V. Consisting of 6 additional LED working lights for optimum illumination of the working area. LED working lights are extremely bright, shock-resistant and durable. The light output is approx. 3,000 lumens per headlight (halogen approx. 1,750 lumens). Including 3 LED rotary beacons.	<b>Option</b>	<b>2346608</b>	<b>USD</b>	<b>4,085.00</b>
<b>Equipment Options</b>				
Large sized storage compartment for 34 pick containers mounted on the rear of the machine instead of the standard storage compartment.	<b>Option</b>	<b>2223465</b>	<b>USD</b>	<b>3,257.00</b>

<b>Exhaust air filter</b>				
VCS - Vacuum Cutting System on the discharge conveyor, for extraction of fine material particles and water vapor from the sealed milling unit.	<b>Standard</b>	<b>2159104</b>	<b>USD</b>	<b>0.00</b>
<b>Equipment operator's platform</b>				
Operator's platform equipped with weather canopy including windscreen and rear window. The canopy is equipped with extensions on both sides and protects the entire operator's platform from rain and sunlight. The canopy itself is made of highly durable GFRP and the windscreen and rear window are scratch-resistant laminated protective glass. The canopy can be folded up electrohydraulically to facilitate machine transport.	<b>Option</b>	<b>2492943</b>	<b>USD</b>	<b>14,304.00</b>
Hot air heating in the footwell area of the operator's platform	<b>Option</b>	<b>2174234</b>	<b>USD</b>	<b>1,696.00</b>
<b>Device for milling drum change</b>				
Milling drum mounting and transport carriage FB1500 (4 ft 11 in) to FB2500 (8 ft 2 in)	<b>Option</b>	<b>2312515</b>	<b>USD</b>	<b>6,284.00</b>
<b>Options for belt conveyor</b>				
Support device for putting the discharge conveyor on the low-loader.	<b>Standard</b>	<b>60603</b>	<b>USD</b>	<b>0.00</b>
<b>Leveling</b>				<b>0</b>
Expansion leveling system for scanning ahead of the milling drum right, with hydraulic sensor, connection cable and holder. (Can also be mounted on left)	<b>Standard</b>	<b>2125960</b>	<b>USD</b>	<b>0.00</b>
Expansion leveling system for scanning ahead of the milling drum right and left, with hydraulic sensor, connection cable and holder	<b>Option</b>	<b>2125961</b>	<b>USD</b>	<b>5,591.00</b>
<b>Additional control unit LEVEL PRO</b>				<b>0</b>
Expansion LEVEL PRO with an additional operating display, including required connection cable	<b>Standard</b>	<b>2137348</b>	<b>USD</b>	<b>0.00</b>
<b>Leveling</b>				
Pre-fitting for multiplex system comprising 4 sensors sockets for expanding the leveling system with one or two multiplex systems. Permits trouble-free connection of at most 2 multiplex sensors per machine side at a later point.	<b>Standard</b>	<b>2436230</b>	<b>USD</b>	<b>0.00</b>
Expansion leveling system for multiplex system package 3-way right, including 2 x ultrasonic sensors, connection cable and holder	<b>Standard</b>	<b>2436231</b>	<b>USD</b>	<b>0.00</b>
<b>Water system</b>				
Powerful, hydraulically operated high-pressure water cleaner with a maximum performance of 15 l/min (4 gpm) at 150 bar (2175 psi) pressure.	<b>Option</b>	<b>2210128</b>	<b>USD</b>	<b>2,443.00</b>

<b>Pick changing aids</b>				
Milling drum rotation device with electro-hydraulic milling drum drive for slowly turning the milling drum during pick replacement. The diesel engine can be switched off in this case.	Standard	2125977	USD	0.00
Hydraulically driven pick extractor with holder and corresponding electrical and hydraulic connectors. Ideal for a convenient, fast and quiet cutting tool replacement.	Option	2178052	USD	3,461.00
Pneumatic hammer with two pick extractor and inserter tools each as well as 5.00 m / 16 ft 5 in hose.	Standard	2137372	USD	0.00
Fold-open seats on the rear track units for the pick change, with integrated storage compartment for pick change tools and 4 pick containers	Option	2105678	USD	1,914.00
<b>Diesel tank filling systems</b>				0
Electrically operated diesel suction and pressure pump for the diesel tank filling with 5.00 m suction hose.	Option	2125976	USD	896.00
<b>Wirtgen information and diagnostic system</b>				0
The actual milling depth is measured by a differential method between sensors on the side plate and sensors on the scraper. The actual milling depth is displayed in the Info menu of the LEVEL PRO display.	Standard	2219502	USD	0.00
<b>Camera system</b>				0
Monitor system as maneuvering aid with 2 cameras. Each of these shows the area behind the machine as well as the area in front of the loading conveyor. The camera images are displayed on the machine control display.	Standard	2526011	USD	0.00
Extensive monitor system consisting of a total of 6 cameras and an additional monitor. Cameras 1 and 2 show the areas behind the machine as well as ahead of the load belt, and thus facilitate maneuvering and loading. Cameras 3-6 show the area in front of the milling drum unit, the milled area behind the milling unit as well as the side plate and the front right and left chassis units, thereby facilitating the working process. Camera images 1-2 are displayed in the machine control display, camera images 3-6 are output on the additional monitor.	Option	2530073	USD	9,364.00
<b>Other devices</b>				0
License plate holder with LED lighting to comply with country-specific regulations.	Option	2658169	USD	434.00
<b>Documentation</b>				0
Additional set of technical documentation - North America country version (US)	Option		USD	81.00

<sup>1</sup>Option must be ordered from headquarters.

Date: 3/6/2019

**Price list****W 250i - 2200 mm****Scope of supply – basic machine**

- Engine: 2x 6-cylinder diesel engines type Cummins QSX15 and QSL 9
- Rated engine power 2100 r.p.m.: 730 kW / 979 HP / 993 PS
- Exhaust standard: EU Stage 4 / US Tier 4f
- Standard milling width: 7 ft 3 in / 2,200 mm
- Theoretical milling depth: 1 ft 2 in / 350 mm

**STANDARD EQUIPMENT**

- Basic machine with engine
- Machine chassis with double-sided wasp waist
- Hydraulically opening, soundproof engine cowling
- Air compressor system
- Battery-operated hydraulic unit for auxiliary drive
- Cooling system with temperature-controlled fan speed
- Large storage compartments for pick containers

**MILLING DRUM HOUSING**

- Three milling drum rotation speeds with electric on/off function 105 r.p.m. - 94 r.p.m. - 84 r.p.m.
- Hydraulic material depressor with conveyor lifting function
- Hydraulically movable and positionable scraper plate with automatic locking
- Hydraulically lifting side plate, right clearance 1 ft 6 in / 450 mm and left clearance 1 ft 2 in / 350 mm
- Two water sprinkling strips in the milling drum unit with separate on/off function

**LOADING OF MILLED MATERIAL**

- Conveyor system with manually or automatically adjustable conveying speed
- Water spray system in the primary conveyor
- Slewing angle discharge conveyor  $\pm 60^\circ$

**MACHINE CONTROL AND LEVELLING SYSTEM**

- Multi-function control display showing important machine operating conditions
- Comprehensive machine diagnostics on the machine's control screen
- Milling power control with automatic on/off function
- Two exterior panels for operating functions by ground crew
- LEVEL PRO PLUS leveling system right and left
- RAPID SLOPE cross-slope sensor for LEVEL PRO ACTIVE leveling system

**OPERATOR'S PLATFORM**

- Fully anti-vibration mounted operator's platform
- Convenient, individually adjustable control panel
- Convenient access to the operator's platform, right and left
- Lockable control panel covers
- Two mirrors front, one mirror middle and one mirror in rear area of the machine

#### **CHASSIS AND HEIGHT ADJUSTMENT**

- PTS – automatic alignment of the machine parallel to the pavement surface
- ISC – intelligent track speed control including hydraulic four-track drive
- Fourfold full-floating axle for high machine stability
- Freely selectable steering functions for the four-track steering
- Extremely wear-resistant, two-part EPS Plus polyurethane track pads

#### **MISCELLANEOUS**

- Lighting system including 3 halogen floodlights and 4 LED lights in the area of the milling unit
- "Welcome" and "Go home" lights feature including LED lighting in the area of the operator's platform and access
- Comprehensive toolkit in lockable toolbox
- A total of six EMERGENCY STOP switches in appropriate positions on the machine
- High-pressure water system with automatic on/off function, 261 psi / 18 bar, 17 gal.min / 67 l/min
- Pre-fitting for installing the WITOS FleetView control unit
- European design type certification, EuroTest mark and CE conformity

**List price ex subsidiary Wirtgen America**

**USD 1,003,906.00**

<b>Mandatory Options</b>				
<b>Milling drum housing</b>				
Wear-resistant milling drum housing FB2200 (7 ft 3 in) without milling drum	<b>Standard</b>	<b>2473272</b>	<b>USD</b>	<b>0.00</b>
<b>Milling drums / milling units</b>				
Multi-part FCS milling drum with milling width of 2,200 mm / 7 ft 3 in, milling depth of max. 350 mm / 1 ft 2 in, tool spacing of 15 mm / 19/32 in, equipped with HT22 toolholder system and 206 picks. For a wide range of applications, e.g. removal of surface course and binder layer, complete removal of road surfaces or concrete milling work.	<b>Standard</b>	<b>2309345</b>	<b>USD</b>	<b>0.00</b>
<b>Operator's platform</b>				
Flexibly mounted operator's platform with clearly laid-out control panel and control display as well as a large storage compartment (approx. 250 l / 66 gal) on the operator's platform and single standing seats on the right and left. The storage compartment has a variable, removable false floor and a lockable lid which can also be used as a seat. It is used for storing tools, pick elements, a toolbox, etc.	<b>Option</b>	<b>2488409</b>	<b>USD</b>	<b>3,026.00</b>
Flexibly mounted operator's platform with clear control panels and control display as well as comfortable adjustable operator's seats right and left.	<b>Standard</b>	<b>2465733</b>	<b>USD</b>	<b>0.00</b>
Operator's platform in "Operator Comfort System" version, consisting of movable and fully air-conditioned comfort cab with air-sprung operator's seat, 6-way camera system, joystick machine control and radio. An integrated intercom provides good communication with the second machine operator.	<b>Option</b>	<b>2465734</b>	<b>USD</b>	<b>87,074.00</b>
<b>Operator's platform</b>				
Complete mirror set: two mirrors front, one mirror middle and one mirror on rear of the machine	<b>Standard</b>	<b>2105659</b>	<b>USD</b>	<b>0.00</b>
Complete mirror set, partial from operator's platform electrically folding as well as additionally heated and with truck stop and go indication	<b>Option</b>	<b>2105660</b>	<b>USD</b>	<b>5,293.00</b>
<b>Material transport</b>				
Robust 26 ft 9 in / 8,150 mm long discharge conveyor with conveyor belt system 3 ft 7 in / 1,100 mm and hydraulic folding device for shortening the transport length	<b>Standard</b>	<b>2465982</b>	<b>USD</b>	<b>0.00</b>
<b>Water tank filling</b>				
Additional water tank filling from the rear of the machine using a stopcock.	<b>Standard</b>	<b>2466094</b>	<b>USD</b>	<b>0.00</b>
Additional water tank filling from the rear of the machine with a powerful, hydraulically operated filling pump.	<b>Option</b>	<b>2465765</b>	<b>USD</b>	<b>3,447.00</b>
<b>Paint</b>				

Painting in cream RAL 9001 with orange stripes. The complete lower part of the machine is painted in slate grey RAL 7015.	<b>Standard</b>	<b>2465983</b>	<b>USD</b>	<b>0.00</b>
Monocolor special painting. Cream white color is replaced by a special color (RAL according to customer). The complete lower part of the machine is painted in slate grey RAL 7015.	<b>Option</b>	<b>2465985</b>	<b>USD</b>	<b>2,334.00</b>
<b>Technical documentation</b>				
Technical documentation - North America country version (US)	<b>Standard</b>	<b>2456347</b>	<b>USD</b>	<b>0.00</b>
<b>Service documentation</b>				
Spare part and application documentation English (EN)	<b>Standard</b>	<b>2456404</b>	<b>USD</b>	<b>0.00</b>
<b>Warranty</b>				
Standard warranty 12 months or 1000 engine operational hours	<b>Standard</b>	<b>100772</b>	<b>USD</b>	<b>0.00</b>
<b>Telematics</b>				
WITOS FleetView includes a control unit (TCU) with a GPS receiver and the usage rights for the web application WITOS FleetView. The web access function offers a compact overview of the machine status including consumption data, working times, position data, error messages and service intervals. (The actual amount of data available depends on the machine type). The availability of WITOS FleetView is guaranteed for 3 years from the date of delivery.	<b>Standard</b>	<b>2483436</b>	<b>USD</b>	<b>0.00</b>
<b>Machine lighting</b>				
Halogen lighting system 24 V. Consisting of 6 additional halogen working lights for illuminating the working area. The light output is approx. 1,750 lumens per headlight. Including 3 rotary beacons.	<b>Standard</b>	<b>2346607</b>	<b>USD</b>	<b>0.00</b>
Powerful LED lighting system 24 V. Consisting of 6 additional LED working lights for optimum illumination of the working area. LED working lights are extremely bright, shock-resistant and durable. The light output is approx. 3,000 lumens per headlight (halogen approx. 1,750 lumens). Including 3 LED rotary beacons.	<b>Option</b>	<b>2346608</b>	<b>USD</b>	<b>4,085.00</b>
<b>Equipment Options</b>				
<b>Additional weight</b>				
Large sized storage compartment for 34 pick containers mounted on the rear of the machine instead of the standard storage compartment.	<b>Option</b>	<b>2474988</b>	<b>USD</b>	<b>3,257.00</b>
<b>Exhaust air filter</b>				
VCS - Vacuum Cutting System on the discharge conveyor, for extraction of fine material particles and water vapor from the sealed milling unit.	<b>Standard</b>	<b>2125949</b>	<b>USD</b>	<b>0.00</b>
VCS extraction system on the discharge double conveyor, for extraction of fine material particles and water vapor from the sealed milling unit.	<b>Option</b>	<b>2488858</b>	<b>USD</b>	<b>8,251.00</b>

<b>Equipment operator's platform</b>				
Operator's platform equipped with weather canopy including windscreen and rear window. The canopy is equipped with extensions on both sides and protects the entire operator's platform from rain and sunlight. The canopy itself is made of highly durable GFRP and the windscreen and rear window are scratch-resistant laminated protective glass. The canopy can be folded up electrohydraulically to facilitate machine transport.	<b>Option</b>	<b>2492943</b>	<b>USD</b>	<b>14,304.00</b>
Hot air heating in the footwell area of the operator's platform	<b>Option</b>	<b>2174234</b>	<b>USD</b>	<b>1,696.00</b>
<b>Device for milling drum change</b>				
Transport carriage for milling drum units from FB2200 (7 ft 3 in) to FB4400 (14 ft 5 in), for simplified milling drum unit change and handling in the workshop or the field.	<b>Option</b>	<b>2282163</b>	<b>USD</b>	<b>16,964.00</b>
Milling drum mounting and transport carriage FB1500 (4 ft 11 in) to FB2500 (8 ft 2 in)	<b>Option</b>	<b>2312515</b>	<b>USD</b>	<b>6,284.00</b>
<b>Cold-start device</b>				
Electric preheating of the fuel filter for maintaining free-flow properties of the fuel at low outside temperatures. Used for ensuring operating capability at temperatures below 32 degrees Fahrenheit / 0 degrees Celsius.	<b>Option</b>	<b>2466044</b>	<b>USD</b>	<b>1,330.00</b>
<b>Options for belt conveyor</b>				
Support device for putting the discharge conveyor on the low-loader.	<b>Standard</b>	<b>60603</b>	<b>USD</b>	<b>0.00</b>
<b>Leveling</b>				
Expansion leveling system for scanning ahead of the milling drum right, with hydraulic sensor, connection cable and holder. (Can also be mounted on left)	<b>Standard</b>	<b>2125960</b>	<b>USD</b>	<b>0.00</b>
Expansion leveling system for scanning ahead of the milling drum right and left, with hydraulic sensor, connection cable and holder	<b>Option</b>	<b>2125961</b>	<b>USD</b>	<b>5,591.00</b>
<b>Additional control unit LEVEL PRO</b>				
Expansion LEVEL PRO with an additional operating display, including required connection cable	<b>Standard</b>	<b>2137348</b>	<b>USD</b>	<b>0.00</b>
<b>Leveling</b>				
Pre-fitting for multiplex system comprising 4 sensors sockets for expanding the leveling system with one or two multiplex systems. Permits trouble-free connection of at most 2 multiplex sensors per machine side at a later point.	<b>Standard</b>	<b>2436230</b>	<b>USD</b>	<b>0.00</b>
Expansion leveling system for multiplex system package 3-way right, including 2 x ultrasonic sensors, connection cable and holder	<b>Option</b>	<b>2487117</b>	<b>USD</b>	<b>3,026.00</b>



Expansion of leveling system to make multiplex system package 3-way right and 3-way left, including 4 x ultrasonic sensors, connection cable and holder	<b>Option</b>	<b>2487127</b>	<b>USD</b>	<b>6,392.00</b>
<b>Water system</b>				
Powerful, hydraulically operated high-pressure water cleaner with a maximum performance of 15 l/min (4 gpm) at 150 bar (2175 psi) pressure.	<b>Option</b>	<b>2125975</b>	<b>USD</b>	<b>2,443.00</b>
<b>Pick changing aids</b>				
Milling drum rotation device with electro-hydraulic milling drum drive for slowly turning the milling drum during pick replacement. The diesel engine can be switched off in this case.	<b>Standard</b>	<b>2125977</b>	<b>USD</b>	<b>0.00</b>
Hydraulically driven pick extractor with holder and corresponding electrical and hydraulic connectors. Ideal for a convenient, fast and quiet cutting tool replacement.	<b>Option</b>	<b>2178052</b>	<b>USD</b>	<b>3,461.00</b>
Pneumatic hammer with two pick extractor and inserter tools each as well as 5.00 m / 16 ft 5 in hose.	<b>Standard</b>	<b>2137372</b>	<b>USD</b>	<b>0.00</b>
Fold-open seats on the rear track units for the pick change, with integrated storage compartment for pick change tools and 4 pick containers	<b>Standard</b>	<b>2105678</b>	<b>USD</b>	<b>0.00</b>
<b>Diesel tank filling systems</b>				
Electrically operated diesel suction and pressure pump for the diesel tank filling with 5.00 m suction hose.	<b>Option</b>	<b>2125976</b>	<b>USD</b>	<b>896.00</b>
<b>Wirtgen information and diagnostic system</b>				
The actual milling depth is measured by a differential method between sensors on the side plate and sensors on the scraper. The actual milling depth is displayed in the Info menu of the LEVEL PRO display.	<b>Standard</b>	<b>2219502</b>	<b>USD</b>	<b>0.00</b>
<b>Camera system</b>				
Monitor system as maneuvering aid with 2 cameras. Each of these shows the area behind the machine as well as the area in front of the loading conveyor. The camera images are displayed on the machine control display.	<b>Standard</b>	<b>2526011</b>	<b>USD</b>	<b>0.00</b>
Extensive monitor system consisting of a total of 6 cameras and an additional monitor. Cameras 1 and 2 show the areas behind the machine as well as ahead of the load belt, and thus facilitate maneuvering and loading. Cameras 3-6 show the area in front of the milling drum unit, the milled area behind the milling unit as well as the side plate and the front right and left chassis units, thereby facilitating the working process. Camera images 1-2 are displayed in the machine control display, camera images 3-6 are output on the additional monitor.	<b>Option</b>	<b>2530073</b>	<b>USD</b>	<b>9,364.00</b>

Other devices				
License plate holder with LED lighting to comply with country-specific regulations.	Option	2658169	USD	434.00
Documentation				
Additional set of technical documentation - North America country version (US)	Option		USD	81.00
<sup>1</sup> Option must be ordered from headquarters. Date: 3/6/2019				

**Price list****W 250i - 3800 mm****Scope of supply – basic machine**

- Engine: 2x 6-cylinder diesel engines type Cummins QSX15 and QSL 9
- Rated engine power 2100 r.p.m.: 730 kW / 979 HP / 993 PS
- Exhaust standard: EU Stage 4 / US Tier 4f
- Standard milling width: 7 ft 3 in / 2,200 mm
- Theoretical milling depth: 1 ft 2 in / 350 mm

**STANDARD EQUIPMENT**

- Basic machine with engine
- Machine chassis with double-sided wasp waist
- Hydraulically opening, soundproof engine cowling
- Air compressor system
- Battery-operated hydraulic unit for auxiliary drive
- Cooling system with temperature-controlled fan speed
- Large storage compartments for pick containers

**MILLING DRUM HOUSING**

- Three milling drum rotation speeds with electric on/off function 105 r.p.m. - 94 r.p.m. - 84 r.p.m.
- Hydraulic material depressor with conveyor lifting function
- Hydraulically movable and positionable scraper plate with automatic locking
- Hydraulically lifting side plate, right clearance 1 ft 6 in / 450 mm and left clearance 1 ft 2 in / 350 mm
- Two water sprinkling strips in the milling drum unit with separate on/off function

**LOADING OF MILLED MATERIAL**

- Conveyor system with manually or automatically adjustable conveying speed
- Water spray system in the primary conveyor
- Slewing angle discharge conveyor  $\pm 60^\circ$

**MACHINE CONTROL AND LEVELLING SYSTEM**

- Multi-function control display showing important machine operating conditions
- Comprehensive machine diagnostics on the machine's control screen
- Milling power control with automatic on/off function
- Two exterior panels for operating functions by ground crew
- LEVEL PRO PLUS leveling system right and left
- RAPID SLOPE cross-slope sensor for LEVEL PRO ACTIVE leveling system

**OPERATOR'S PLATFORM**

- Fully anti-vibration mounted operator's platform

- Convenient, individually adjustable control panel
- Convenient access to the operator's platform, right and left
- Lockable control panel covers
- Two mirrors front, one mirror middle and one mirror in rear area of the machine

#### **CHASSIS AND HEIGHT ADJUSTMENT**

- PTS – automatic alignment of the machine parallel to the pavement surface
- ISC – intelligent track speed control including hydraulic four-track drive
- Fourfold full-floating axle for high machine stability
- Freely selectable steering functions for the four-track steering
- Extremely wear-resistant, two-part EPS Plus polyurethane track pads

#### **MISCELLANEOUS**

- Lighting system including 3 halogen floodlights and 4 LED lights in the area of the milling unit
- "Welcome" and "Go home" lights feature including LED lighting in the area of the operator's platform and access
- Comprehensive toolkit in lockable toolbox
- A total of six EMERGENCY STOP switches in appropriate positions on the machine
- High-pressure water system with automatic on/off function, 261 psi / 18 bar, 17 gal.min / 67 l/min
- Pre-fitting for installing the WITOS FleetView control unit
- European design type certification, EuroTest mark and CE conformity

**List price ex subsidiary Wirtgen America**

**USD 1,125,696.00**

Mandatory Options				
Milling drum housing				
Wear-resistant milling drum housing FB3800 MCS EXTEND, without a milling drum, designed to be converted to other milling widths.	Standard	2473279	USD	0.00
Milling drums / milling units				
Multi-part FCS milling drum with milling width of 3,800 mm / 149 39/64 in, milling depth of max. 350 mm / 1 ft 2 in, tool spacing of 15 mm / 19/32 in, equipped with HT22 toolholder system and 314 picks. For a wide range of applications, e.g. removal of surface and binder layer, complete removal of road surfaces or concrete milling work.	Standard	2309342	USD	0.00
Operator's platform				
Flexibly mounted operator's platform with clearly laid-out control panel and control display as well as a large storage compartment (approx. 250 l / 66 gal) on the operator's platform and single standing seats on the right and left. The storage compartment has a variable, removable false floor and a lockable lid which can also be used as a seat. It is used for storing tools, pick elements, a coolbox, etc.	Option	2488409	USD	3,026.00
Flexibly mounted operator's platform with clear control panels and control display as well as comfortable adjustable operator's seats right and left.	Standard	2465733	USD	0.00
Operator's platform in "Operator Comfort System" version, consisting of movable and fully air-conditioned comfort cab with air-sprung operator's seat, 6-way camera system, joystick machine control and radio. An integrated intercom provides good communication with the second machine operator.	Option	2465734	USD	87,074.00
Operator's platform				
Complete mirror set: two mirrors front, one mirror middle and one mirror on rear of the machine	Standard	2105659	USD	0.00
Complete mirror set, partial from operator's platform electrically folding as well as additionally heated and with truck stop and go indication	Option	2105660	USD	5,293.00
Material transport				
Robust 26 ft 9 in / 8,150 mm long discharge conveyor with conveyor belt system 3 ft 7 in / 1,100 mm and hydraulic folding device for shortening the transport length	Standard	2465982	USD	0.00
Water tank filling				
Additional water tank filling from the rear of the machine using a stopcock.	Standard	2466094	USD	0.00
Additional water tank filling from the rear of the machine with a powerful, hydraulically operated filling pump.	Option	2465765	USD	3,447.00

<b>Paint</b>				
Painting in cream RAL 9001 with orange stripes. The complete lower part of the machine is painted in slate grey RAL 7015.	<b>Standard</b>	<b>2465983</b>	<b>USD</b>	<b>0.00</b>
Monocolor special painting. Cream white color is replaced by a special color (RAL according to customer). The complete lower part of the machine is painted in slate grey RAL 7015.	<b>Option</b>	<b>2465985</b>	<b>USD</b>	<b>2,334.00</b>
<b>Technical documentation</b>				
Technical documentation - North America country version (US)	<b>Standard</b>	<b>2456347</b>	<b>USD</b>	<b>0.00</b>
<b>Service documentation</b>				
Spare part and application documentation English (EN)	<b>Standard</b>	<b>2456404</b>	<b>USD</b>	<b>0.00</b>
<b>Warranty</b>				
Standard warranty 12 months or 1000 engine operational hours	<b>Standard</b>	<b>100772</b>	<b>USD</b>	<b>0.00</b>
<b>Telematics</b>				
WITOS FleetView includes a control unit (TCU) with a GPS receiver and the usage rights for the web application WITOS FleetView. The web access function offers a compact overview of the machine status including consumption data, working times, position data, error messages and service intervals. (The actual amount of data available depends on the machine type). The availability of WITOS FleetView is guaranteed for 3 years from the date of delivery.	<b>Standard</b>	<b>2483436</b>	<b>USD</b>	<b>0.00</b>
<b>Machine lighting</b>				
Halogen lighting system 24 V. Consisting of 6 additional halogen working lights for illuminating the working area. The light output is approx. 1,750 lumens per headlight. Including 3 rotary beacons.	<b>Standard</b>	<b>2346607</b>	<b>USD</b>	<b>0.00</b>
Powerful LED lighting system 24 V. Consisting of 6 additional LED working lights for optimum illumination of the working area. LED working lights are extremely bright, shock-resistant and durable. The light output is approx. 3,000 lumens per headlight (halogen approx. 1,750 lumens). Including 3 LED rotary beacons.	<b>Option</b>	<b>2346608</b>	<b>USD</b>	<b>4,085.00</b>
<b>Equipment Options</b>				
<b>Additional weight</b>				
Large sized storage compartment for 34 pick containers mounted on the rear of the machine instead of the standard storage compartment.	<b>Option</b>	<b>2474988</b>	<b>USD</b>	<b>3,257.00</b>
<b>Exhaust air filter</b>				
VCS - Vacuum Cutting System on the discharge conveyor, for extraction of fine material particles and water vapor from the sealed milling unit.	<b>Standard</b>	<b>2125949</b>	<b>USD</b>	<b>0.00</b>
VCS extraction system on the discharge double conveyor, for extraction of fine material particles and water vapor from the sealed milling unit.	<b>Option</b>	<b>2488858</b>	<b>USD</b>	<b>8,251.00</b>

<b>Equipment operator's platform</b>				
Operator's platform equipped with weather canopy including windscreen and rear window. The canopy is equipped with extensions on both sides and protects the entire operator's platform from rain and sunlight. The canopy itself is made of highly durable GFRP and the windscreen and rear window are scratch-resistant laminated protective glass. The canopy can be folded up electrohydraulically to facilitate machine transport.	<b>Option</b>	<b>2492943</b>	<b>USD</b>	<b>14,304.00</b>
Hot air heating in the footwell area of the operator's platform	<b>Option</b>	<b>2174234</b>	<b>USD</b>	<b>1,696.00</b>
<b>Device for milling drum change</b>				
Transport carriage for milling drum units from FB2200 (7 ft 3 in) to FB4400 (14 ft 5 in), for simplified milling drum unit change and handling in the workshop or the field.	<b>Option</b>	<b>2282163</b>	<b>USD</b>	<b>16,964.00</b>
Milling drum mounting and transport carriage FB1500 (4 ft 11 in) to FB2500 (8 ft 2 in)	<b>Option</b>	<b>2312515</b>	<b>USD</b>	<b>6,284.00</b>
<b>Cold-start device</b>				
Electric preheating of the fuel filter for maintaining free-flow properties of the fuel at low outside temperatures. Used for ensuring operating capability at temperatures below 32 degrees Fahrenheit / 0 degrees Celsius.	<b>Option</b>	<b>2466044</b>	<b>USD</b>	<b>1,330.00</b>
<b>Options for belt conveyor</b>				
Support device for putting the discharge conveyor on the low-loader.	<b>Standard</b>	<b>60603</b>	<b>USD</b>	<b>0.00</b>
<b>Leveling</b>				
Expansion leveling system for scanning ahead of the milling drum right, with hydraulic sensor, connection cable and holder. (Can also be mounted on left)	<b>Standard</b>	<b>2125960</b>	<b>USD</b>	<b>0.00</b>
Expansion leveling system for scanning ahead of the milling drum right and left, with hydraulic sensor, connection cable and holder	<b>Option</b>	<b>2125961</b>	<b>USD</b>	<b>5,591.00</b>
<b>Additional control unit LEVEL PRO</b>				
Expansion LEVEL PRO with an additional operating display, including required connection cable	<b>Standard</b>	<b>2137348</b>	<b>USD</b>	<b>0.00</b>

<b>Leveling</b>				
Pre-fitting for multiplex system comprising 4 sensors sockets for expanding the leveling system with one or two multiplex systems. Permits trouble-free connection of at most 2 multiplex sensors per machine side at a later point.	<b>Standard</b>	<b>2436230</b>	<b>USD</b>	<b>0.00</b>
Expansion leveling system for multiplex system package 3-way right, including 2 x ultrasonic sensors, connection cable and holder	<b>Option</b>	<b>2487117</b>	<b>USD</b>	<b>3,026.00</b>
Expansion of leveling system to make multiplex system package 3-way right and 3-way left, including 4 x ultrasonic sensors, connection cable and holder	<b>Option</b>	<b>2487127</b>	<b>USD</b>	<b>6,392.00</b>
<b>Water system</b>				
Powerful, hydraulically operated high-pressure water cleaner with a maximum performance of 15 l/min (4 gpm) at 150 bar (2175 psi) pressure.	<b>Option</b>	<b>2125975</b>	<b>USD</b>	<b>2,443.00</b>
<b>Pick changing aids</b>				
Milling drum rotation device for the XXL milling drum unit with electro-hydraulic milling drum drive for slowly turning the milling drum in the pick change. The diesel engine can be switched off in this case.	<b>Standard</b>	<b>2125978</b>	<b>USD</b>	<b>0.00</b>
Hydraulically driven pick extractor with holder and corresponding electrical and hydraulic connectors. Ideal for a convenient, fast and quiet cutting tool replacement.	<b>Option</b>	<b>2178052</b>	<b>USD</b>	<b>3,461.00</b>
Pneumatic hammer with two pick extractor and inserter tools each as well as 5.00 m / 16 ft 5 in hose.	<b>Standard</b>	<b>2137372</b>	<b>USD</b>	<b>0.00</b>
Fold-open seats on the rear track units for the pick change, with integrated storage compartment for pick change tools and 4 pick containers	<b>Standard</b>	<b>2105678</b>	<b>USD</b>	<b>0.00</b>
<b>Diesel tank filling systems</b>				
Electrically operated diesel suction and pressure pump for the diesel tank filling with 5.00 m suction hose.	<b>Option</b>	<b>2125976</b>	<b>USD</b>	<b>896.00</b>
<b>Wirtgen information and diagnostic system</b>				
The actual milling depth is measured by a differential method between sensors on the side plate and sensors on the scraper. The actual milling depth is displayed in the Info menu of the LEVEL PRO display.	<b>Standard</b>	<b>2219502</b>	<b>USD</b>	<b>0.00</b>



<b>Camera system</b>				
Monitor system as maneuvering aid with 2 cameras. Each of these shows the area behind the machine as well as the area in front of the loading conveyor. The camera images are displayed on the machine control display.	<b>Standard</b>	<b>2526011</b>	<b>USD</b>	<b>0.00</b>
Extensive monitor system consisting of a total of 6 cameras and an additional monitor. Cameras 1 and 2 show the areas behind the machine as well as ahead of the load belt, and thus facilitate maneuvering and loading. Cameras 3-6 show the area in front of the milling drum unit, the milled area behind the milling unit as well as the side plate and the front right and left chassis units, thereby facilitating the working process. Camera images 1-2 are displayed in the machine control display, camera images 3-6 are output on the additional monitor.	<b>Option</b>	<b>2530073</b>	<b>USD</b>	<b>9,364.00</b>
<b>Other devices</b>				
License plate holder with LED lighting to comply with country-specific regulations.	<b>Option</b>	<b>2658169</b>	<b>USD</b>	<b>434.00</b>
<b>Documentation</b>				
Additional set of technical documentation - North America country version (US)	<b>Option</b>		<b>USD</b>	<b>81.00</b>
<sup>1</sup> Option must be ordered from headquarters.				
Date: 3/6/2019				



## Price list W 35 Ri

### Scope of supply – basic machine

- Engine: 4-cylinder diesel engine type DEUTZ TCD 2.9 L4
- Rated engine power at 2100 - 2300 rpm: 45 kW / 60 HP / 61 PS
- Emission standard: EU Stage 3b / US Tier 4f
- Standard milling width: 1 ft 2 in / 350 mm
- Theoretical milling depth: 4 in / 110 mm

### STANDARD EQUIPMENT

- Basic machine with engine
- Robust machine chassis
- Wide opening engine cowlings, with gas spring support and highly effective noise insulation
- Radiator with temperature-dependent fan speed
- Integrated 72 gal / 275 liter water tank
- Integrated 18 gal / 70 liter diesel tank
- Loading and tie-down points integrated in the chassis

### MILLING DRUM UNIT

- Water sprayingstrip with on/off function for pick cooling with water pump with load-dependent control
- Wide opening milling drum door with automatic electrical safety shut-down
- Right side plate in hinged configuration in conjunction with centering pin system on the milling drum holder for quick and easy change of milling drums
- The right-hand side plate can be easily lifted using the foot pedal on the operator's stand

### MACHINE CONTROL AND LEVELLING SYSTEM

- WIDRIVE machine controller to reduce operator workload and increase performance

### OPERATOR'S PLATFORM

- Flexibly mounted operator's platform on the top of the machine
- Multi-function armrest on right with up/down and front/back adjustment with joystick and various controls ergonomically arranged
- Display for important machine parameters on the left control panel
- Convenient operating console with practical switches
- Convenient footstep to the operator's platform
- Operator's platform with vibration damping
- Steering console with adjustable inclination
- Lockable control panel covers

### CHASSIS AND HEIGHT ADJUSTMENT

- Hydraulic 3-wheel all-wheel drive with hydraulic flow distributor
- Two manually engageable milling speeds as well as one traveling gear
- Hydraulic, easy front wheel steering
- Hydraulic spring-loaded multi-disc brake
- Hydraulic height adjustment with two speeds at the rear track units
- Manually folding-in rear right wheel

#### **MISCELLANEOUS**

- Lockable tool box with set of tools for maintenance and servicing
- Additional mount for a pick container
- Device for towing away for releasing the spring-loaded multi-disc brake
- Reversing horn
- Extensive safety package with EMERGENCY STOP switch
- Pre-fitting for installing the WITOS FleetView control unit
- European design type certification, EuroTest mark and CE conformity

**List price ex subsidiary Wirtgen America**

**USD 178,627.00**

<b>Mandatory Options</b>				
<b>Exhaust Gas After Treatment</b>				
Exhaust after-treatment by diesel oxidation catalytic converter DOC in exhaust emissions category EU Stage 3b / US Tier 4f. Without diesel particulate filter.	<b>Standard</b>	<b>2368620</b>	<b>USD</b>	<b>0.00</b>
Exhaust after-treatment by diesel oxidation catalyst DOC in exhaust emissions category EU Stage 3b / US Tier 4f. Additionally equipped with diesel particulate filter (DPF) - for operation e.g. in halls or in environmental zones with limited fine dust emission.	<b>Option</b>	<b>2378316</b>	<b>USD</b>	<b>4,736.00</b>
<b>Milling drum housing</b>				
Ancillary parts for milling drum housing for extending to FB350. For operation without discharge conveyor. With single closing cap. Without scraper and milling drum.	<b>Standard</b>	<b>2435407</b>	<b>USD</b>	<b>0.00</b>
Ancillary parts for milling drum housing for extending to FB350. For operation with discharge conveyor. Including scraper and scraper bottom part. Without milling drum.	<b>Option</b>	<b>2434106</b>	<b>USD</b>	<b>1,588.00</b>
Ancillary parts for milling drum housing for extending to FB500. For operation without discharge conveyor. With single closing cap. Without scraper and milling drum.	<b>Option</b>	<b>2430304</b>	<b>USD</b>	<b>2,470.00</b>
Ancillary parts for milling drum housing for extending to FB500. For operation with discharge conveyor. Including scraper and scraper bottom part. Without milling drum.	<b>Option</b>	<b>2430301</b>	<b>USD</b>	<b>4,397.00</b>
<b>Hydraulic connection</b>				
Hydraulic drive with quick-release connection and additional hydraulic pump for operation of discharge conveyor or hydraulic jack hammer.	<b>Standard</b>	<b>2433900</b>	<b>USD</b>	<b>0.00</b>
<b>Milling drums / milling units</b>				
Milling drum FB350 LA15, with welded pick holders HT08 with increased service life, milling depth max. 4 in / 110 mm, equipped with 31 picks. For a wide range of applications, e.g. removal of surface and binder layer, complete removal of road surfaces or concrete milling work.	<b>Standard</b>	<b>2430057</b>	<b>USD</b>	<b>0.00</b>
<b>Milling depth regulation</b>				
Mechanical milling depth indicator by a cable right and left connected to the side plate. Separate display on the left and right by a milling depth gage.	<b>Standard</b>	<b>2435408</b>	<b>USD</b>	<b>0.00</b>
LEVEL PRO PLUS leveling system. The measurement is made using wire-rope sensors on the side plate right and left. The milling depth is displayed and set intuitively on the LEVEL PRO PLUS operating display. The milling depth is regulated automatically. Incl. pre-fitting for additional sensors (e.g. Rapid Slope cross-slope sensor).	<b>Option</b>	<b>2376183</b>	<b>USD</b>	<b>7,817.00</b>

<b>Paint</b>				
Painting in cream RAL 9001 with orange stripes. The complete lower part of the machine is painted in slate grey RAL 7015.	<b>Standard</b>	<b>2376118</b>	<b>USD</b>	<b>0.00</b>
Monocolor special painting. Cream white color is replaced by a special color (RAL according to customer). The complete lower part of the machine is painted in slate grey RAL 7015.	<b>Option</b>	<b>2376119</b>	<b>USD</b>	<b>787.00</b>
<b>Technical documentation</b>				
Technical documentation - North America country version (US)	<b>Standard</b>	<b>2456347</b>	<b>USD</b>	<b>0.00</b>
<b>Service documentation</b>				
Spare part and application documentation English (EN)	<b>Standard</b>	<b>2456404</b>	<b>USD</b>	<b>0.00</b>
<b>Warranty</b>				
Standard warranty 12 months or 1000 engine operational hours	<b>Standard</b>	<b>100772</b>	<b>USD</b>	<b>0.00</b>
<b>Telematics</b>				
WITOS FleetView includes a control unit (TCU) with a GPS receiver and the usage rights for the web application WITOS FleetView. The web access function offers a compact overview of the machine status including consumption data, working times, position data, error messages and service intervals. (The actual amount of data available depends on the machine type). The availability of WITOS FleetView is guaranteed for 3 years from the date of delivery.	<b>Standard</b>	<b>2483436</b>	<b>USD</b>	<b>0.00</b>
<b>Machine lighting</b>				
Lighting system consisting of 2 halogen and 4 LED working lights. The headlights illuminate the area in front of the machine and the area in front of the milling drum unit. The light output of the working lights is approx. 9,700 lumens in total.	<b>Standard</b>	<b>2435593</b>	<b>USD</b>	<b>0.00</b>
High-performance lighting system consisting of 1 halogen and 5 LED working lights. The headlights illuminate the area in front of the machine and the area in front of the milling drum unit. The light output of the working lights is approx. 10,300 lumens in total. LED working lights are extremely bright, shock-resistant and durable.	<b>Option</b>	<b>2435594</b>	<b>USD</b>	<b>244.00</b>
<b>Equipment Options</b>				
<b>Additional weight</b>				
Modular additional weight 3086 lbs / 1,400 kg for individual ballasting of the machine. The weight plates can be carried and easily mounted by one person.	<b>Standard</b>	<b>2450844</b>	<b>USD</b>	<b>0.00</b>
<b>Equipment operator's platform</b>				
Equipment of the operator's platform with a height adjustable standing seat for increasing operating comfort	<b>Standard</b>	<b>2460736</b>	<b>USD</b>	<b>0.00</b>

<b>Slot cutting ring</b>				
Ancillary parts and adapter with saw blade FB14 (5 in), milling depth max. 4 in / 100 mm, for the installation on zero edge right	<b>Option</b>	<b>2074431</b>	<b>USD</b>	<b>2,049.00</b>
Ancillary parts and adapter with saw blade FB19 (7 in), milling depth max. 4 in / 100 mm, for the installation on zero edge right	<b>Option</b>	<b>2120815</b>	<b>USD</b>	<b>2,036.00</b>
<b>Options for belt conveyor</b>				
Robust 6 ft 1 in / 1,870 mm long discharge conveyor with conveyor belt width 8 in / 250 mm. Includes comfortable rope winch height adjustment. Using a foldable roller unit, the discharge conveyor can be mounted and removed in just a few steps and is easy to transport on a construction site. When replacing the picks, the belt can simply be swung to the side without the hydraulic connections having to be disconnected.	<b>Option</b>	<b>2605148</b>	<b>USD</b>	<b>6,854.00</b>
<b>Lateral slope control</b>				
Expansion of the LEVEL PRO PLUS leveling system by a RAPID SLOPE cross-slope sensor. Ideal, for example for aligning the machine in a defined lateral tilt on a one-sided reference.	<b>Option</b>	<b>2368617</b>	<b>USD</b>	<b>4,004.00</b>
<b>Leveling</b>				
Pre-programmable height positions with automatic positioning. 3 freely selectable workings heights each on left and right can be predefined. E.g. for quickly moving to milling depths or lifting the machine out of the cut. The left and right positions can be moved to separately.	<b>Standard</b>	<b>2435844</b>	<b>USD</b>	<b>0.00</b>
<b>Attachments</b>				
Powerful hydraulic hammer including 32 ft 8 in / 10-m connecting hose for residual jobs	<b>Option</b>	<b>2435414</b>	<b>USD</b>	<b>5,171.00</b>
<b>Other devices</b>				
License plate holder with LED lighting to comply with country-specific regulations.	<b>Option</b>	<b>2656383</b>	<b>USD</b>	<b>434.00</b>
<b>Additional milling drums</b>				
Fine milling drum, with milling width 350 mm / 1 ft 2 in, milling depth max. 100 mm / 3 15/16 in, tool spacing 6 mm / 15/64 in, equipped with welded holder system HT5 and 57 picks. For applications with the maximum requirement on macro and micro-profile of the road surface, e.g. increase in grip by roughening, preparatory milling for thin-layer coverings or removal of markings on the road surface.	<b>Option</b>	<b>187302</b>	<b>USD</b>	<b>5,605.00</b>
Microfine milling drum FB350 (14") LA3, with welded pick holders HT4, milling depth max. 1.2 in / 30 mm, equipped with 117 picks	<b>Option</b>	<b>187301</b>	<b>USD</b>	<b>8,319.00</b>

Microfine milling drum gutter profile, FB150 + lateral taper 2 x 1 in / 25 mm. With welded pick holders HT4, LA3, milling depth max. 1 in / 25 mm, equipped with 67 picks. Suitable for milling gutter shapes without edge and for removing road markings.	Option	193397	USD	5,700.00
Mark removing milling drum FB200+2x25 LA3, with welded pick holders HT4, milling depth max. 1.2 in / 30 mm, equipped with 83 picks.	Option	198782	USD	6,514.00
Mark removing milling drum FB250+2x25 LA3, with welded pick holders HT4, milling depth max. 1.2 in / 30 mm, equipped with 99 picks.	Option	198783	USD	7,396.00
Mark removing milling drum FB300+2x25 (12" + 2x 1") LA3, with welded pick holders HT4, milling depth max. 1.2 in / 30 mm, equipped with 117 picks.	Option	193339	USD	8,360.00
Milling drum FB80 (3") with welded pick holders HT02, milling depth max. 4 in / 110 mm, equipped with 12 picks, for the installation in the milling drum housing with zero edge right	Option	187307	USD	1,384.00
Milling drum FB500 LA15, with welded pick holders HT08 with increased service life, milling depth max. 4 in / 110 mm, equipped with 39 picks. For a wide range of applications, e.g. removal of surface and binder layer, complete removal of road surfaces or concrete milling work.	Option	2430054	USD	3,800.00
Fine milling drum, with milling width 500 mm (1 ft 7 in), milling depth max. 100 mm, tool spacing 6 mm / 15/64 in, equipped with welded holder system HT05 and 82 picks. For applications with the maximum requirement on macro and micro-profile of the road surface, e.g. increase in grip by roughening, preparatory milling for thin-layer coverings or removal of markings on the road surface.	Option	193398	USD	6,894.00
Mark removing milling drum FB450 +2x25 (18" + 2x 1") LA3, with welded pick holders HT4, milling depth max. 1.2 in / 30 mm, equipped with 166 picks.	Option	193396	USD	11,115.00
<b>Documentation</b>				
Additional set of technical documentation - North America country version (US)	Option		USD	81.00

<sup>1</sup>Option must be ordered from headquarters.

Date: 3/6/2019



## Price list W 50 Ri

### Scope of supply – basic machine

- Engine: 4-CYLINDER DIESEL ENGINE TYPE DEUTZ TCD 4.1 L4
- Rated engine power 2300 r.p.m.: 105 kW / 141 HP / 143 PS
- Exhaust standard: EU Stage 4 / US Tier 4f
- Standard milling width: 1 ft 7 in / 500 mm
- Theoretical milling depth: 8 in / 210 mm

### STANDARD EQUIPMENT

- Engine cover with noise insulation and flexibly decoupled engine mounting for especially quiet running and low noise emissions

### MILLING DRUM UNIT

- Automatically activating, hydraulic drive belt tensioner for reliable power transmission to the milling drum
- Hydraulically lifting side plates with position measuring sensors in the hydraulic cylinders for measuring the milling depth.
- Round milling drum housing and straight left side plate for optimum material transport, making for low left-over amounts when lifting out the milling drum
- Prepared for using a scraper decoupled from the conveyor suspension for loading material using discharge conveyor
- The right side of the milling drum housing can easily be folded down for maintenance or milling drum change
- Optimized for quick change of the milling drum, including by using centering pins with the side door of the milling drum housing
- With automatic electrical safety shut-off for the milling drum

### LOADING OF MILLED MATERIAL

- Machine prepared for optional material loading by discharge conveyor
- Conveyor speed continuously variable
- Conveyor slewing angle right/left 30 degrees each for significantly improved loading procedures
- Slender conveyor suspension permits improved visibility to the rear

### OPERATOR'S PLATFORM

- Operator's platform with ergonomically arranged operator's seat, control panel arranged on the right and digital milling depth indicator in the control display
- Steering console with adjustable rake and reach for ideal adaptation of the operator's platform to the operator
- 2 rear-view mirrors left
- Machine design permits unobstructed view of the milled edge at the right and left as well as the working area in front of the milling drum on the right



- Conveniently accessible ladder/footstep to the operator's platform with night-time lighting and especially low, folding bottom edge of the latter/footstep
- Robust anti-vandalism protection for the controls

#### **CHASSIS AND HEIGHT ADJUSTMENT**

- Precise machine height adjustment in 0.04 or 0.2 in / 1 or 5 mm steps from the machine control panel
- Infinitely variable, hydraulic all-wheel drive with three speed ranges
- Digital load control, manual engageable, hydraulic differential lock (by flow distributor)
- Particularly wide solid rubber tires (1 ft / 300 mm) for the lowest ground pressures and optimum traction
- For milling along curb edges, the rear right support wheel can be swiveled hydraulically from the operator's platform in front of the milling drum. In addition, the machine does not have to be lowered.
- Hydraulic spring-loaded brake
- Proportional height adjustment at rear
- Additional machine controller for automatic milling of intermittent rumble strip sections. Only in combination with a rumble strip kit.

#### **MISCELLANEOUS**

- Optimized center of gravity position, irrespective of the filling levels of the water and fuel tanks
- Particularly low machine center of gravity for high stability of the machine
- Robust and easily maintained machine chassis with optimum ground clearance and short overhangs
- Device for towing away
- Reversing horn
- Large tool package with lockable tool box and additional storage space for two pick containers
- Pre-fitting for installing the WITOS FleetView control unit
- European design type certification, EuroTest mark and CE conformity

**List price ex subsidiary Wirtgen America**

**USD 287,538.00**

Mandatory Options				
Milling drum housing				
Wear-resistant milling drum housing FB500 (20") with scraper system. For use with discharge conveyor.	Standard	2288339	USD	0.00
Milling drums / milling units				
Milling drum with milling width 500 mm / 1 ft 7 in, milling depth max. 210 mm / 8 in, tool spacing 15 mm / 19/32 in, equipped with welded pick holders HT08 with increased service life and 60 picks. For a wide range of applications, e.g. removal of surface and binder layer, complete removal of road surfaces or concrete milling work.	Standard	2288343	USD	0.00
Material depressor / milling unit seal front				
Front milling drum unit seal FB500 (20") with hydraulic height and contact pressure adjustment. An overload sensor with control function lifts the seal briefly in case of a collision and thus prevents damage.	Standard	2288347	USD	0.00
Operator's platform				
Standard operator's seat with shock absorption and lengthways adjustment	Standard	2288348	USD	0.00
Comfort operator's seat incl. seat heating. The operator's seat has shock absorption, lengthways adjustment and can be swiveled through 20 degrees.	Option	2288349	USD	1,031.00
Milling depth regulation				
Digital milling depth indicator in the control display. The measurement is made using cylinder sensors in the lifting columns. Regulation is performed manually by the operator. With 3 freely assignable milling depth memory slots each for the left and right sides of the machine.	Standard	2288350	USD	0.00
LEVEL PRO PLUS leveling system. The measurement is made using cylinder sensors on the side plate right and left. The milling depth is displayed and set intuitively on the LEVEL PRO PLUS control display. The milling depth is regulated automatically. Incl. pre-fitting for additional sensors (e.g. Rapid Slope).	Option	2288352	USD	9,568.00
Hydraulic connection				
Machine with hydraulic pre-fitting for a discharge conveyor with screw coupling. Each contains the coupling element on the machine side and the discharge conveyor side.	Standard	2288355	USD	0.00
Machine with hydraulic pre-fitting for a discharge conveyor with quick-change coupling. For quick change of the discharge conveyor. Each contains the coupling element on the machine side and the discharge conveyor side.	Option	2329169	USD	3,501.00
Material transport				
Transport lock for locking the ejection opening for machine with loading conveyor removed	Option	2368733	USD	258.00
Shortened discharge conveyor 3 ft 7 in / 1,100 mm long with conveyor belt system 1 ft 2 in / 350 mm. Including hydraulic conveyor cylinder and installation material. Ideal for loading wheel loader buckets and wheelbarrows or for depositing the milled material at the side.	Option	2288358	USD	12,038.00

Discharge conveyor 18 ft 4 in / 5,600 mm long with conveyor belt width 1 ft 2 in / 350 mm and hydraulic folding device for shortening the transport length or simplified maneuvering in narrow fields. Including mechanical installation and removal assistance.	<b>Standard</b>	<b>2288359</b>	<b>USD</b>	<b>0.00</b>
<b>Paint</b>				
Painting in cream RAL 9001 with orange stripes. The complete lower part of the machine is painted in slate grey RAL 7015.	<b>Standard</b>	<b>2288360</b>	<b>USD</b>	<b>0.00</b>
Monocolor special painting. Cream white color is replaced by a special color (RAL according to customer). The complete lower part of the machine is painted in slate grey RAL 7015.	<b>Option</b>	<b>2288361</b>	<b>USD</b>	<b>1,262.00</b>
<b>Technical documentation</b>				
Technical documentation - North America country version (US)	<b>Standard</b>	<b>2456347</b>	<b>USD</b>	<b>0.00</b>
<b>Service documentation</b>				
Spare part and application documentation English (EN)	<b>Standard</b>	<b>2456404</b>	<b>USD</b>	<b>0.00</b>
<b>Warranty</b>				
Standard warranty 12 months or 1000 engine operational hours	<b>Standard</b>	<b>100772</b>	<b>USD</b>	<b>0.00</b>
<b>Telematics</b>				
WITOS FleetView includes a control unit (TCU) with a GPS receiver and the usage rights for the web application WITOS FleetView. The web access function offers a compact overview of the machine status including consumption data, working times, position data, error messages and service intervals. (The actual amount of data available depends on the machine type). The availability of WITOS FleetView is guaranteed for 3 years from the date of delivery.	<b>Standard</b>	<b>2483436</b>	<b>USD</b>	<b>0.00</b>
<b>Machine lighting</b>				
Lighting system consisting of 1 LED strip, 3 halogen and 8 LED working lights. The headlights illuminate the area in front of the machine, the left machine side, the area in front of the milling drum unit, the loading area, the ladder/footstep and the operator's platform. The light output of the working lights is approx. 16,700 lumen in total.	<b>Standard</b>	<b>2487449</b>	<b>USD</b>	<b>0.00</b>
High-performance lighting system consisting of 2 LED strips, 1 halogen and 12 LED working lights. The headlights illuminate the area in front of the machine, the rear of the machine, the left machine side from the front and rear, the area in front of the milling drum unit, the wheel arch, the weather canopy, the loading area, the ladder/footstep and the operator's platform. The light output of the working lights is approx. 23,300 lumen in total. LED working lights are extremely bright, shock-resistant and durable.	<b>Option</b>	<b>2487450</b>	<b>USD</b>	<b>923.00</b>
<b>Crawler units</b>				
Chassis with 4 driven wheeled track units for a quick and maneuverable change of field with optimum traction and better distribution of ground pressure. The front wheels are arranged slightly offset and so permit larger steering angles as well as greater comfort and safety when crossing lateral steps.	<b>Standard</b>	<b>2286790</b>	<b>USD</b>	<b>0.00</b>

Equipment Options				
<b>Additional weight</b>				
Machine equipment with an additional weight 838 lbs / 380 kg behind the front axle. The additional weight increases the machine traction.	<b>Option</b>	<b>2288394</b>	<b>USD</b>	<b>2,076.00</b>
<b>Advance drive</b>				
Equipment of the machine with 4-wheel chassis with precision steering. Pushbuttons on the multi-function armrests with a proportional response permit more precise steering of the machine. The right rear wheel also steers, thereby enabling the smallest turning circles within a compact space.	<b>Standard</b>	<b>2478478</b>	<b>USD</b>	<b>0.00</b>
Equipment of the machine for increased transport speed by using more powerful hydraulic components, (3-wheel up to 8 km/h / 5 mph, 4-wheel up to 12 km/h / 7.5 mph). Working in the field is significantly accelerated by an increased transport speed of the machine. Option only possible in conjunction with precision steering.	<b>Standard</b>	<b>2478476</b>	<b>USD</b>	<b>0.00</b>
<b>Equipment operator's platform</b>				
Operator's platform with weather canopy and lateral weather protection elements. The weather canopy can be adjusted in height hydraulically. The transparent weather protection elements on the side on the roof and the right of the operator's platform protect the operator against the effects of weather driving in from the sides, and ensure additional comfort when working.	<b>Option</b>	<b>2309414</b>	<b>USD</b>	<b>8,862.00</b>
<b>Milling drum assembly options</b>				
Overload sensor on the scraper FB500/600 for automatic lifting function in case of obstacles. Effectively prevents the scraper from sinking into the loose sub-base, as well as getting stuck on obstacles.	<b>Option</b>	<b>2478474</b>	<b>USD</b>	<b>909.00</b>
Active floating position on the side plate right and left by continuous comparison between the milling depth and position of the side plate. If required, the side plate is lifted briefly to prevent tilting or sinking into a soft sub-base. (Only possible in conjunction with LEVEL PRO PLUS.)	<b>Option</b>	<b>2478486</b>	<b>USD</b>	<b>1,656.00</b>
<b>Side milling ring</b>				
Side milling ring with protective cover and ancillary parts FB80 (3") cpl., with welded pick holders HT02, milling depth max. 0 ft 11 in / 300 mm, equipped with 30 picks	<b>Option</b>	<b>2288386</b>	<b>USD</b>	<b>9,446.00</b>
<b>Device for milling drum change</b>				
Milling drum assembly trolley for milling drums up to FB600 (24"), for straightforward milling drum change.	<b>Option</b>	<b>177240</b>	<b>USD</b>	<b>665.00</b>
<b>Additional milling units</b>				
FCS milling unit FB400 (15,75") LA15, with welded pick holders HT08, milling depth max. 8 in / 210 mm, equipped with 54 picks. Including corresponding scraper bottom parts.	<b>Option</b>	<b>2288388</b>	<b>USD</b>	<b>6,949.00</b>
FCS milling unit FB300 (12") LA15, with welded pick holders HT08, milling depth max. 8 in / 210 mm, equipped with 47 picks. Including corresponding scraper bottom parts.	<b>Option</b>	<b>2288389</b>	<b>USD</b>	<b>5,985.00</b>

<b>Cold-start device</b>				
Electric preheating of the fuel filter for maintaining free flow properties of the fuel at low outside temperatures. Used for ensuring operating capability at temperatures below 32 degrees Fahrenheit / 0 degrees Celsius.	<b>Option</b>	<b>2411669</b>	<b>USD</b>	<b>394.00</b>
<b>Options for belt conveyor</b>				
Additional shortened discharge conveyor 3 ft 7 in / 1,100 mm long with conveyor belt system 1 ft 2 in / 350 mm. Including hydraulic conveyor cylinder and installation material. Ideal for loading wheel loader buckets and wheelbarrows or for depositing the milled material at the side.	<b>Option</b>	<b>2288390</b>	<b>USD</b>	<b>11,251.00</b>
<b>Lateral slope control</b>				
Expansion of the LEVEL PRO PLUS leveling system by a RAPID SLOPE sensor. Ideal, for example for aligning the machine in a defined lateral tilt on a one-sided reference.	<b>Option</b>	<b>2547902</b>	<b>USD</b>	<b>4,004.00</b>
Expansion of the LEVEL PRO PLUS leveling system by a leveling boom that can be moved out on the left side. The boom can be moved out hydraulically if required by up to 43 in / 1,080 mm and mechanically by a further 40 in / 1,020 mm. Including sensor and cable as well as LED position lights for indicating the moved-out boom.	<b>Option</b>	<b>2288393</b>	<b>USD</b>	<b>5,496.00</b>
<b>Attachments</b>				
Hydraulic control valves and hydraulic connection on machine rear for the use of a hydraulic hammer or further hydraulically driven additional devices.	<b>Option</b>	<b>2363218</b>	<b>USD</b>	<b>936.00</b>
<b>Attachments</b>				
Powerful hydraulic hammer with 33 ft / 10 m connection hose. Ideal for removing left-over areas.	<b>Option</b>	<b>2288398</b>	<b>USD</b>	<b>4,058.00</b>
<b>Water system / spraying agent system</b>				
Hydraulically driven water filler pump. For rapid filling of the water tank. The filler pump is located in an easily accessible position and is protected in the storage compartment at the ladder/footstep to the operator's platform.	<b>Option</b>	<b>2288387</b>	<b>USD</b>	<b>2,755.00</b>
<b>Pick changing aids</b>				
Hydraulically driven pick extractor drift, complete with holder and corresponding electrical and hydraulic connectors. Ideal for convenient and quiet pick change.	<b>Option</b>	<b>2288399</b>	<b>USD</b>	<b>5,904.00</b>
<b>Wirtgen information and diagnostic system</b>				
Equipment of the machine with job data acquisition. The information is shown in the control display.	<b>Option</b>	<b>2410294</b>	<b>USD</b>	<b>1,113.00</b>

<b>Camera system</b>				
Monitor system with 2 cameras and an additional screen. A camera is mounted on the discharge conveyor and displays the ejection area. The 2nd camera can be freely positioned on the machine using a magnetic base and spiral cable, and thus offers complete flexibility in use.	<b>Option</b>	<b>2487626</b>	<b>USD</b>	<b>4,967.00</b>
<b>Other devices</b>				
License plate holder with LED lighting to comply with country-specific regulations.		<b>2655776</b>	<b>USD</b>	<b>434.00</b>
<b>Additional milling drums</b>				
Milling drum FB80 (3") with welded pick holders HT02, milling depth max. 8 in / 210 mm, equipped with 24 RS picks, for the installation in the milling drum housing with zero edge right	<b>Option</b>	<b>2078806</b>	<b>USD</b>	<b>3,257.00</b>
Milling drum with milling width 300 mm / 0 ft 11 in, milling depth max. 210 mm / 8 in, tool spacing 15 mm / 19/32 in, equipped with welded pick holders HT08 with increased service life and 47 picks. For a wide range of applications, e.g. removal of surface and binder layer, complete removal of road surfaces or concrete milling work.	<b>Option</b>	<b>2334037</b>	<b>USD</b>	<b>5,089.00</b>
Milling drum with milling width 400 mm / 15 3/4 in, milling depth max. 210 mm / 8 in, tool spacing 15 mm / 19/32 in, equipped with welded pick holders HT08 with increased service life and 54 picks. For a wide range of applications, e.g. removal of surface and binder layer, complete removal of road surfaces or concrete milling work.	<b>Option</b>	<b>2334038</b>	<b>USD</b>	<b>5,768.00</b>
Microfine milling drum FB500 (20") LA3, with welded pick holders HT4, milling depth max. 0.8 in / 20 mm, equipped with 166 mini-picks.	<b>Option</b>	<b>178460</b>	<b>USD</b>	<b>11,617.00</b>
Fine milling drum, with milling width 500 mm / 1 ft 8 in, milling depth max. 50 mm / 2 in, tool spacing 6 mm / 15/64 in, equipped with welded holder system HT5 and 84 picks. For applications with the maximum requirement on macro and micro-profile of the road surface, e.g. increase in grip by roughening, preparatory milling for thin-layer coverings or removal of markings on the road surface.	<b>Option</b>	<b>177181</b>	<b>USD</b>	<b>8,767.00</b>
FCS milling drum with milling width 500 mm / 1 ft 7 in, milling depth max. 210 mm / 8 in, tool spacing 20 mm / 25/32 in, equipped with welded pick holders HT08 and 54 picks. For applications with high requirements for milling volume, e.g. complete removal of road surfaces or concrete milling work.	<b>Option</b>	<b>2389515</b>	<b>USD</b>	<b>5,863.00</b>
<b>Documentation</b>				
Additional set of technical documentation - North America country version (US)	<b>Option</b>		<b>USD</b>	<b>81.00</b>
<sup>1</sup> Option must be ordered from headquarters. Date: 3/6/2019				



## Price list

### W 60 Ri

#### Scope of supply – basic machine

- Engine: 4-CYLINDER DIESEL ENGINE TYPE DEUTZ TCD 4.1 L4
- Rated engine power 2300 r.p.m.: 105 kW / 141 HP / 143 PS
- Exhaust standard: EU Stage 4 / US Tier 4f
- Standard milling width: 1 ft 7 in / 500 mm
- Theoretical milling depth: 8 in / 210 mm

#### STANDARD EQUIPMENT

- Engine cover with noise insulation and flexibly decoupled engine mounting for especially quiet running and low noise emissions

#### MILLING DRUM UNIT

- Automatically activating, hydraulic drive belt tensioner for reliable power transmission to the milling drum
- Hydraulically lifting side plates with position measuring sensors in the hydraulic cylinders for measuring the milling depth.
- Round milling drum housing and straight left side plate for optimum material transport, making for low left-over amounts when lifting out the milling drum
- Prepared for using a scraper decoupled from the conveyor suspension for loading material using discharge conveyor
- The right side of the milling drum housing can easily be folded down for maintenance or milling drum change
- Optimized for quick change of the milling drum, including by using centering pins with the side door of the milling drum housing
- With automatic electrical safety shut-off for the milling drum

#### LOADING OF MILLED MATERIAL

- Machine prepared for optional material loading by discharge conveyor
- Conveyor speed continuously variable
- Conveyor slewing angle right/left 30 degrees each for significantly improved loading procedures
- Slender conveyor suspension permits improved visibility to the rear

#### OPERATOR'S PLATFORM

- Operator's platform with ergonomically arranged operator's seat, control panel arranged on the right and digital milling depth indicator in the control display
- Steering console with adjustable rake and reach for ideal adaptation of the operator's platform to the operator
- 2 rear-view mirrors left
- Machine design permits unobstructed view of the milled edge at the right and left as well as the working area in front of the milling drum on the right
- Conveniently accessible ladder/footstep to the operator's platform with night-time lighting and especially low, folding bottom edge of the latter/footstep
- Robust anti-vandalism protection for the controls

#### CHASSIS AND HEIGHT ADJUSTMENT

- Precise machine height adjustment in 0.04 or 0.2 in /1 or 5 mm steps from the machine control panel
- Infinitely variable, hydraulic all-wheel drive with three speed ranges
- Digital load control, manual engageable, hydraulic differential lock (by flow distributor)
- Particularly wide solid rubber tires (1 ft / 300 mm) for the lowest ground pressures and optimum traction
- For milling along curb edges, the rear right support wheel can be swiveled hydraulically from the operator's platform in front of the milling drum. In addition, the machine does not have to be lowered.
- Hydraulic spring-loaded brake
- Proportional height adjustment at rear
- Additional machine controller for automatic milling of intermittent rumble strip sections. Only in combination with a rumble strip kit.

#### **MISCELLANEOUS**

- Optimized center of gravity position, irrespective of the filling levels of the water and fuel tanks
- Particularly low machine center of gravity for high stability of the machine
- Robust and easily maintained machine chassis with optimum ground clearance and short overhangs
- Device for towing away
- Reversing horn
- Machine equipment with an additional weight 838 lbs / 380 kg behind the front axle. The additional weight increases the machine traction.
- Large tool package with lockable tool box and additional storage space for two pick containers
- Pre-fitting for installing the WITOS FleetView control unit
- European design type certification, EuroTest mark and CE conformity

**List price ex subsidiary Wirtgen America**

**USD 292,966.00**



Mandatory Options				
Milling drum housing				
Wear-resistant milling drum housing FB600 (24") with scraper system. For use with discharge conveyor.	Standard	2381026	USD	0.00
Milling drums / milling units				
Milling drum with milling width 600 mm / 23 5/8 in, milling depth max. 210 mm / 8 in, tool spacing 15 mm / 19/32 in, equipped with welded pick holders HT08 with increased service life and 70 picks. For a wide range of applications, e.g. removal of surface and binder layer, complete removal of road surfaces or concrete milling work.	Standard	2288345	USD	0.00
Material depressor / milling unit seal front				
Front milling drum unit seal FB600 (24") with hydraulic height and contact pressure adjustment. An overload sensor with lifting function lifts the seal briefly in case of a collision and thus prevents damage.	Standard	2297529	USD	0.00
Operator's platform				
Standard operator's seat with shock absorption and lengthways adjustment	Standard	2288348	USD	0.00
Comfort operator's seat incl. seat heating. The operator's seat has shock absorption, lengthways adjustment and can be swiveled through 20 degrees.	Option	2288349	USD	1,031.00
Milling depth regulation				
Digital milling depth indicator in the control display. The measurement is made using cylinder sensors in the lifting columns. Regulation is performed manually by the operator. With 3 freely assignable milling depth memory slots each for the left and right sides of the machine.	Standard	2288350	USD	0.00
LEVEL PRO PLUS leveling system. The measurement is made using cylinder sensors on the side plate right and left. The milling depth is displayed and set intuitively on the LEVEL PRO PLUS control display. The milling depth is regulated automatically. Incl. pre-fitting for additional sensors (e.g. Rapid Slope).	Option	2288352	USD	9,568.00
Hydraulic connection				
Machine with hydraulic pre-fitting for a discharge conveyor with screw coupling. Each contains the coupling element on the machine side and the discharge conveyor side.	Standard	2288355	USD	0.00
Machine with hydraulic pre-fitting for a discharge conveyor with quick-change coupling. For quick change of the discharge conveyor. Each contains the coupling element on the machine side and the discharge conveyor side.	Option	2329169	USD	3,501.00
Material transport				
Transport lock for locking the ejection opening for machine with loading conveyor removed	Option	2368733	USD	258.00
Shortened discharge conveyor 3 ft 7 in / 1,100 mm long with conveyor belt system 1 ft 2 in / 350 mm. Including hydraulic conveyor cylinder and installation material. Ideal for loading wheel loader buckets and wheelbarrows or for depositing the milled material at the side.	Option	2288358	USD	12,038.00

Discharge conveyor 18 ft 4 in / 5,600 mm long with conveyor belt width 1 ft 2 in / 350 mm and hydraulic folding device for shortening the transport length or simplified maneuvering in narrow fields. Including mechanical installation and removal assistance.	<b>Standard</b>	<b>2288359</b>	<b>USD</b>	<b>0.00</b>
<b>Paint</b>				
Painting in cream RAL 9001 with orange stripes. The complete lower part of the machine is painted in slate grey RAL 7015.	<b>Standard</b>	<b>2380455</b>	<b>USD</b>	<b>0.00</b>
Monocolor special painting. Cream white color is replaced by a special color (RAL according to customer). The complete lower part of the machine is painted in slate grey RAL 7015.	<b>Option</b>	<b>2380457</b>	<b>USD</b>	<b>1,262.00</b>
<b>Technical documentation</b>				
Technical documentation - North America country version (US)	<b>Standard</b>	<b>2456347</b>	<b>USD</b>	<b>0.00</b>
<b>Service documentation</b>				
Spare part and application documentation English (EN)	<b>Standard</b>	<b>2456404</b>	<b>USD</b>	<b>0.00</b>
<b>Warranty</b>				
Standard warranty 12 months or 1000 engine operational hours	<b>Standard</b>	<b>100772</b>	<b>USD</b>	<b>0.00</b>
<b>Telematics</b>				
WITOS FleetView includes a control unit (TCU) with a GPS receiver and the usage rights for the web application WITOS FleetView. The web access function offers a compact overview of the machine status including consumption data, working times, position data, error messages and service intervals. (The actual amount of data available depends on the machine type). The availability of WITOS FleetView is guaranteed for 3 years from the date of delivery.	<b>Standard</b>	<b>2483436</b>	<b>USD</b>	<b>0.00</b>
<b>Machine lighting</b>				
Lighting system consisting of 1 LED strip, 3 halogen and 8 LED working lights. The headlights illuminate the area in front of the machine, the left machine side, the area in front of the milling drum unit, the loading area, the ladder/footstep and the operator's platform. The light output of the working lights is approx. 16,700 lumen in total.	<b>Standard</b>	<b>2487449</b>	<b>USD</b>	<b>0.00</b>
High-performance lighting system consisting of 2 LED strips, 1 halogen and 12 LED working lights. The headlights illuminate the area in front of the machine, the rear of the machine, the left machine side from the front and rear, the area in front of the milling drum unit, the wheel arch, the weather canopy, the loading area, the ladder/footstep and the operator's platform. The light output of the working lights is approx. 23,300 lumen in total. LED working lights are extremely bright, shock-resistant and durable.	<b>Option</b>	<b>2487450</b>	<b>USD</b>	<b>923.00</b>
<b>Crawler units</b>				
Chassis with 4 driven wheeled track units for a quick and maneuverable change of field with optimum traction and better distribution of ground pressure. The front wheels are arranged slightly offset and so permit larger steering angles as well as greater comfort and safety when crossing lateral steps.	<b>Standard</b>	<b>2286790</b>	<b>USD</b>	<b>0.00</b>

Equipment Options				
<b>Additional weight</b>				
Equipment of the machine with an additional weight 620 kg / 1367 lbs on the underbody. For the W 50 Ri, only in conjunction with the additional weight 380 kg / 838 lbs. The additional weight increases the machine traction.	<b>Option</b>	<b>2288395</b>	<b>USD</b>	<b>2,836.00</b>
<b>Advance drive</b>				
Equipment of the machine with 4-wheel chassis with precision steering. Pushbuttons on the multi-function armrests with a proportional response permit more precise steering of the machine. The right rear wheel also steers, thereby enabling the smallest turning circles within a compact space.	<b>Standard</b>	<b>2481423</b>	<b>USD</b>	<b>0.00</b>
Equipment of the machine for increased transport speed by using more powerful hydraulic components, (3-wheel up to 8 km/h / 5 mph, 4-wheel up to 12 km/h / 7.5 mph). Working in the field is significantly accelerated by an increased transport speed of the machine. Option only possible in conjunction with precision steering.	<b>Standard</b>	<b>2478476</b>	<b>USD</b>	<b>0.00</b>
<b>Equipment operator's platform</b>				
Operator's platform with weather canopy and lateral weather protection elements. The weather canopy can be adjusted in height hydraulically. The transparent weather protection elements on the side on the roof and the right of the operator's platform protect the operator against the effects of weather driving in from the sides, and ensure additional comfort when working.	<b>Option</b>	<b>2309414</b>	<b>USD</b>	<b>8,862.00</b>
<b>Milling drum assembly options</b>				
Overload sensor on the scraper FB500/600 for automatic lifting function in case of obstacles. Effectively prevents the scraper from sinking into the loose sub-base, as well as getting stuck on obstacles.	<b>Option</b>	<b>2478474</b>	<b>USD</b>	<b>909.00</b>
<b>Device for milling drum change</b>				
Milling drum assembly trolley for milling drums up to FB600 (24"), for straightforward milling drum change.	<b>Option</b>	<b>177240</b>	<b>USD</b>	<b>665.00</b>
<b>Additional milling units</b>				
FCS milling unit FB500 (1 ft 6 in) LA15, with welded pick holders HT08, milling depth max. 8 in / 210 mm, equipped with 60 picks. Including corresponding scraper bottom parts.	<b>Option</b>	<b>2542455</b>	<b>USD</b>	<b>9,052.00</b>
FCS milling unit FB400 (15,75") LA15, with welded pick holders HT08, milling depth max. 8 in / 210 mm, equipped with 54 picks. Including corresponding scraper bottom parts.	<b>Option</b>	<b>2542456</b>	<b>USD</b>	<b>8,645.00</b>
<b>Cold-start device</b>				
Electric preheating of the fuel filter for maintaining free-flow properties of the fuel at low outside temperatures. Used for ensuring operating capability at temperatures below 32 degrees Fahrenheit / 0 degrees Celsius.	<b>Option</b>	<b>2411669</b>	<b>USD</b>	<b>394.00</b>

<b>Options for belt conveyor</b>				
Additional shortened discharge conveyor 3 ft 7 in / 1,100 mm long with conveyor belt system 1 ft 2 in / 350 mm. Including hydraulic conveyor cylinder and installation material. Ideal for loading wheel loader buckets and wheelbarrows or for depositing the milled material at the side.	<b>Option</b>	<b>2288390</b>	<b>USD</b>	<b>11,251.00</b>
<b>Attachments</b>				
Hydraulic control valves and hydraulic connection on machine rear for the use of a hydraulic hammer or further hydraulically driven additional devices.	<b>Option</b>	<b>2363218</b>	<b>USD</b>	<b>936.00</b>
<b>Attachments</b>				
Powerful hydraulic hammer with 33 ft / 10 m connection hose. Ideal for removing left-over areas.	<b>Option</b>	<b>2288398</b>	<b>USD</b>	<b>4,058.00</b>
<b>Water system / spraying agent system</b>				
Hydraulically driven water filler pump. For rapid filling of the water tank. The filler pump is located in an easily accessible position and is protected in the storage compartment at the ladder/footstep to the operator's platform.	<b>Option</b>	<b>2288387</b>	<b>USD</b>	<b>2,755.00</b>
<b>Pick changing aids</b>				
Hydraulically driven pick extractor drift, complete with holder and corresponding electrical and hydraulic connectors. Ideal for convenient and quiet pick change.	<b>Option</b>	<b>2288399</b>	<b>USD</b>	<b>5,904.00</b>
<b>Wirtgen information and diagnostic system</b>				
Equipment of the machine with job data acquisition. The information is shown in the control display.	<b>Option</b>	<b>2410294</b>	<b>USD</b>	<b>1,113.00</b>
<b>Camera system</b>				
Monitor system with 2 cameras and an additional screen. A camera is mounted on the discharge conveyor and displays the ejection area. The 2nd camera can be freely positioned on the machine using a magnetic base and spiral cable, and thus offers complete flexibility in use.	<b>Option</b>	<b>2487626</b>	<b>USD</b>	<b>4,967.00</b>
<b>Other devices</b>				
License plate holder with LED lighting to comply with country-specific regulations.	<b>Option</b>	<b>2655776</b>	<b>USD</b>	<b>434.00</b>

<b>Additional milling drums</b>				
Milling drum FB80 (3") with welded pick holders HT02, milling depth max. 8 in / 210 mm, equipped with 24 picks	<b>Option</b>	<b>2389524</b>	<b>USD</b>	<b>3,176.00</b>
Fine milling drum, with milling width 600 mm, milling depth max. 100 mm, tool spacing 6 mm / 15/64 in, equipped with welded holder system HT5 and 101 picks. For applications with the maximum requirement on macro and micro-profile of the road surface, e.g. increase in grip by roughening, preparatory milling for thin-layer coverings or removal of markings on the road surface.	<b>Option</b>	<b>2389522</b>	<b>USD</b>	<b>10,084.00</b>
Milling drum Eco-Cutter FB600 (24") LA20 with welded pick holders HT08 with increased service life. Milling depth max. 8 in / 210 mm, equipped with 58 picks.	<b>Option</b>	<b>2389521</b>	<b>USD</b>	<b>6,216.00</b>
Microfine milling drum FB500 (20") LA3, with welded pick holders HT4, milling depth max. 0.8 in / 20 mm, equipped with 166 mini-picks.	<b>Option</b>	<b>178460</b>	<b>USD</b>	<b>11,617.00</b>
Fine milling drum, with milling width 500 mm / 1 ft 8 in, milling depth max. 50 mm / 2 in, tool spacing 6 mm / 15/64 in, equipped with welded holder system HT5 and 84 picks. For applications with the maximum requirement on macro and micro-profile of the road surface, e.g. increase in grip by roughening, preparatory milling for thin-layer coverings or removal of markings on the road surface.	<b>Option</b>	<b>177181</b>	<b>USD</b>	<b>8,767.00</b>
FCS milling drum with milling width 500 mm / 1 ft 7 in, milling depth max. 210 mm / 8 in, tool spacing 20 mm / 25/32 in, equipped with welded pick holders HT08 and 54 picks. For applications with high requirements for milling volume, e.g. complete removal of road surfaces or concrete milling work.	<b>Option</b>	<b>2389515</b>	<b>USD</b>	<b>5,863.00</b>
Milling drum with milling width 400 mm / 15 3/4 in, milling depth max. 210 mm / 8 in, tool spacing 15 mm / 19/32 in, equipped with welded pick holders HT08 with increased service life and 54 picks. For a wide range of applications, e.g. removal of surface and binder layer, complete removal of road surfaces or concrete milling work.	<b>Option</b>	<b>2334038</b>	<b>USD</b>	<b>5,768.00</b>
Adapter for installing a milling drum with FB500 in an FB600 milling drum housing The milling drum remains right-aligned in the milling drum housing, thus maintaining the zero-clearance side on the right during the milling process.	<b>Option</b>	<b>2542993</b>	<b>USD</b>	<b>1,425.00</b>
<b>Documentation</b>				
Additional set of technical documentation - North America country version (US)	<b>Option</b>		<b>USD</b>	<b>81.00</b>
<sup>1</sup> Option must be ordered from headquarters. Date: 3/6/2019				



## Price list

### WR 200 XLi

#### Scope of supply – basic machine

- Engine: 6-cylinder diesel engine: Mercedes-Benz OM 470 LA
- Power at 1,900 r.p.m.: 308 kW / 412 HP / 418 PS
- Maximum power at 1,700 r.p.m.: 320 kW / 429 HP / 435 PS
- Exhaust standard: EU Stage 4 / US Tier 4f
- Standard milling width: 7 ft 10 in / 2400 mm
- Theoretical milling depth: 1 ft 8 in / 500 mm

#### STANDARD EQUIPMENT

- Basic machine with engine
- Machine chassis with integrated water tank and free visibility onto the right milled edge
- The right wheels are for working right up to the edges within the milling width
- Diesel engine power controller for optimum milling and mixing results
- Engine cooling system with temperature-controlled fan speed
- Air system with compressor max. 116 psi / 8 bar (not suitable for filling the S-Pack!)
- Lockable, engine cowling with integrated sound insulation package
- Mechanical milling drum drive via a drive belt with automatic belt tensioner
- Variable cutting speed by combination of 3 selectable engine speeds and 3 adjustable drive belt pulley arrangements to achieve optimum working results
- Depending on the working direction possible synchronous rotation or counterrotating mode
- Hydraulic adjustable rotor plate front
- Hydraulically adjustable scraper plates behind the drum
- Infinitely variable working depth setting by lowering or raising of the complete milling drum
- Automatic mixing space adaptation to the particular working depth (larger mixing space with lower working depth)
- Power-controlled lowering speed of the milling drum in starting mode

#### MACHINE CONTROL AND LEVELLING SYSTEM

- Multi-function control color display showing important machine operating conditions
- Comprehensive machine diagnostics on the machine's control screen
- Programmable automatic system for initiating and completing the milling process at the particular working depth
- Automated features relieving the operator of a part of his workload

#### OPERATOR'S PLATFORM

- Comfortable, high-quality cabin with flexible mountings, with roof hatch and individually adjustable heating

- Ergonomic, air-cushioned operator's seat
- Roll-over protection system (ROPS and FOPS) integrated in the cab frame
- Large windows with optimum visibility of the particular working area and integrated window wipers
- Recirculating and fresh air filters can be changed without tools
- Various shelves and storage compartments as well as 12 V and 24 V sockets
- In order to provide an ideal view over the zero edge, the operator's cabin can be shifted over the right-hand side of the machine.
- Rotation of the operator's platform through 90° offers optimum adaptation to the particular working situation
- Individually adjustable control panel with color display
- Reversing camera with graphical reversing assistant
- Mirrors on right and left in the the front area of the machine
- Working lights integrated in the cab roof

#### **CHASSIS AND HEIGHT ADJUSTMENT**

- Infinitely adjustable, hydraulic all-wheel drive
- Four-way penduluming of the lifting columns to compensate for unevennesses in the ground
- Electrohydraulic, light all-wheel steering, with the "crab", "cornering" or "straight ahead" steering types

#### **MISCELLANEOUS**

- "Welcome-and-go-home light" function with LED lighting in the ladder area
- Extensive safety package with 3 EMERGENCY STOP switches
- Comprehensive toolkit in lockable toolbox
- Pre-fitting for installing the WITOS FleetView control unit
- European design type certification, EuroTest mark and CE conformity

**List price ex subsidiary Wirtgen America**

**USD**

**463,899.00**

<b>Mandatory Options</b>				
<b>Milling drums / milling units</b>				
Milling and mixing rotor with working width 2400 mm / 7 ft / 10 in, working depth max. 500 mm / 1 ft 7 in, tool spacing 20 mm / 25/32 in, equipped with welded holder system HT5 and 170 picks with shank diameter D20 with exchangeable edge ring segments. For a wide range of applications in soil stabilization and cold recycling.	<b>Standard</b>	<b>2417611</b>	<b>USD</b>	<b>0.00</b>
DURAFORCE milling and mixing rotor with working width 2400 mm (7 ft 10 in), working depth max. 510 mm, tool spacing 20 mm, equipped with quick-change toolholder system HT22 and 170 RS picks with shank diameter D20 with exchangeable edge ring segments. For a wide range of applications in soil stabilization and cold recycling.	<b>Option</b>	<b>2314431</b>	<b>USD</b>	<b>18,864.00</b>
<b>Spraying unit</b>				
Machine without spraying system. The existing drum housing openings are locked by cover strips.	<b>Standard</b>	<b>2418106</b>	<b>USD</b>	<b>0.00</b>
A spraying system for adding water or bitumen emulsion, with eccentric auger pump (max. 211 gal/min / 800 l/min), flow-through meter and a spray bar with 16 nozzles. The spray bar has a special, automatically operating nozzle cleaning function. The spraying width can be set individually. The quantities added are controlled by a microprocessor. Straightforward operation on a color display. Including a push bar for pushing the tank truck.	<b>Option</b>	<b>2494989</b>	<b>USD</b>	<b>32,639.00</b>
System only suitable for the addition of large quantities of water in the soil stabilization process. A spraying system for the addition of water (max. 475 gal/min / 1800 l/min) with centrifugal pump, hydraulically operated shut-off device, flow meter and spraying beam with 16 nozzles. The spraying width can be set individually. The quantities added are controlled by a microprocessor. The effective control range is between 400 and 1800 l/ min. Straightforward operation on a color display. Including a push bar for pushing a tanker vehicle. (FB2400)	<b>Option</b>	<b>2494986</b>	<b>USD</b>	<b>30,346.00</b>
<b>Paint</b>				
Painting in cream RAL 9001 with orange stripes. The complete lower part of the machine is painted in slate grey RAL 7015.	<b>Standard</b>	<b>2418129</b>	<b>USD</b>	<b>0.00</b>
Monocolor special painting. Cream white color is replaced by a special color (RAL according to customer). The complete lower part of the machine is painted in slate grey RAL 7015.	<b>Option</b>	<b>2418132</b>	<b>USD</b>	<b>1,900.00</b>
<b>Technical documentation</b>				
Technical documentation - North America country version (US)	<b>Standard</b>	<b>2456347</b>	<b>USD</b>	<b>0.00</b>
<b>Service documentation</b>				
Spare part and application documentation English (EN)	<b>Standard</b>	<b>2456404</b>	<b>USD</b>	<b>0.00</b>



<b>Warranty</b>				
Standard warranty 12 months or 1000 engine operational hours	<b>Standard</b>	<b>100772</b>	<b>USD</b>	<b>0.00</b>
<b>Telematics</b>				
WITOS FleetView includes a control unit (TCU) with a GPS receiver and the usage rights for the web application WITOS FleetView. The web access function offers a compact overview of the machine status including consumption data, working times, position data, error messages and service intervals. (The actual amount of data available depends on the machine type). The availability of WITOS FleetView is guaranteed for 3 years from the date of delivery.	<b>Standard</b>	<b>2483436</b>	<b>USD</b>	<b>0.00</b>
<b>Machine lighting</b>				
Halogen lighting system 24 V. Consisting of 8 additional halogen working lights for illuminating the working area. The light output is approx. 1,750 lumens per headlight. Including 2 rotary beacons.	<b>Standard</b>	<b>2184631</b>	<b>USD</b>	<b>0.00</b>
Powerful LED / halogen lighting system 24 V. Consisting of 6 additional LED working lights and 2 additional halogen working lights with magnetic flux for optimum illumination of the working area. Also, the 6 standard halogen working lights on the cabin roof are replaced by 6 LED working lights. LED working lights are extremely bright, shock-resistant and durable. The light output is approx. 3,000 lumens per headlight (halogen approx. 1,750 lumens). Including 2 LED patrol lights.	<b>Option</b>	<b>2184632</b>	<b>USD</b>	<b>3,339.00</b>
<b>Equipment Options</b>				
<b>Equipment in cabin</b>				
Air-conditioner integrated in the cabin roof with automatic air conditioning, infinitely variable fan and recirculating air filters that can be changed without tools.	<b>Standard</b>	<b>2297350</b>	<b>USD</b>	<b>0.00</b>
Radio system with two speakers and antenna - radio with CD/MP3/USB/Bluetooth	<b>Standard</b>	<b>2184420</b>	<b>USD</b>	<b>0.00</b>
<b>Lateral slope control</b>				
Expansion of leveling system with electronic cross-slope sensor. Ideal, for example for aligning the machine in a defined lateral tilt on a one-sided reference.	<b>Standard</b>	<b>2417051</b>	<b>USD</b>	<b>0.00</b>
<b>Water system</b>				
Hydraulically operated high-pressure water cleaner with a maximum performance of 15 l/min at 150 bar pressure. Ideal for daily cleaning of the machine.	<b>Option</b>	<b>2223766</b>	<b>USD</b>	<b>3,515.00</b>
<b>Other devices</b>				
Battery-operated hydraulic unit for milling drum rotation device and hydraulic pick extractor drift as well as for auxiliary drive.	<b>Option</b>	<b>2302704</b>	<b>USD</b>	<b>2,443.00</b>

<b>Pick changing aids</b>				
Milling drum rotation device with electrohydraulic milling drum drive for slowly turning the milling drum during pick replacement. The diesel engine can be switched off in conjunction with the "electric hydraulic unit" option.	Option	2326246	USD	2,660.00
Pneumatic hammer with two pick extractor and inserter tools each as well as 5.00 m / 16 ft 5 in hose.	Option	60604	USD	394.00
Additional, lockable storage compartment for 8 pick containers, mounted on the left side of the machine.	Option	2658350	USD	1,316.00
<b>Camera system</b>				
Monitor system with 3 cameras and 7" color display, in addition to the reversing camera of the standard equipment. The 2nd camera is directed towards the area in front of the milling drum housing and the 3rd towards the rear rotor plate. The 4th camera permits good visibility of the left side of the machine. The camera images are displayed on the monitor in the operator's platform. For model without spraying system.	Option	2320392	USD	5,904.00
Monitor system with 3 cameras and 7" color display, in addition to the reversing camera of the standard equipment. The 2nd camera is directed towards the area in front of the milling drum housing and the 3rd towards the rear rotor plate. The 4th camera permits good visibility of the left side of the machine. The camera images are displayed on the monitor in the operator's platform. For model with spraying system.	Option	2505868	USD	5,904.00
<b>Other devices</b>				
License plate holder with LED lighting to comply with country-specific regulations.	Option	2657943	USD	380.00
<b>Miscellaneous</b>				
Additional push bar 9 ft 11 in / 3.00 m - for a second tank truck. Drawbar/ push-bar eye 1x inner diameter 1x inner diameter = 1.57 in / 40 mm and 1x inner diameter = 1.97 in / 50 mm.	Option	2269834	USD	611.00
<b>Documentation</b>				
Additional set of technical documentation - North America country version (US)	Option		USD	68.00

<sup>1</sup>Option must be ordered from headquarters.

Date: 3/6/2019

## Price list

# WR 240i

### Scope of supply – basic machine

- Engine: 6-cylinder diesel engine: Cummins QSX 15
- Maximum power at 1,900 r.p.m.: 455 kW / 610 HP / 618 PS
- Exhaust standard: EU Stage 4 / US Tier 4f
- Standard milling width: 7 ft 10 in / 2400 mm
- Theoretical milling depth: 1 ft 8 in / 510 mm

### STANDARD EQUIPMENT

- Basic machine with engine
- Machine chassis with integrated water tank and free visibility onto the right milled edge
- The right wheels are for working right up to the edges within the milling width
- Diesel engine power controller for optimum milling and mixing results
- Engine cooling system with temperature-controlled fan speed
- Air system with compressor max. 116 psi / 8 bar (not suitable for filling the S-Pack!)
- Lockable, engine cowling with integrated sound insulation package
- Mechanical milling drum drive via a drive belt with automatic belt tensioner
- Variable cutting speed by combination of 3 selectable engine speeds and 3 adjustable drive belt pulley arrangements to achieve optimum working results
- Depending on the working direction possible synchronous rotation or counterrotating mode
- Hydraulic adjustable rotor plate front
- Hydraulically adjustable scraper plates behind the drum
- Infinitely variable working depth setting by lowering or raising of the complete milling drum
- Automatic mixing space adaptation to the particular working depth (larger mixing space with lower working depth)
- Power-controlled lowering speed of the milling drum in starting mode

### MACHINE CONTROL AND LEVELLING SYSTEM

- Multi-function control color display showing important machine operating conditions
- Comprehensive machine diagnostics on the machine's control screen
- Programmable automatic system for initiating and completing the milling process at the particular working depth
- Automated features relieving the operator of a part of his workload

### OPERATOR'S PLATFORM

- Comfortable, high-quality cabin with flexible mountings, with roof hatch and individually adjustable heating
- Ergonomic, air-cushioned operator's seat

- Roll-over protection system (ROPS and FOPS) integrated in the cab frame
- Large windows with optimum visibility of the particular working area and integrated window wipers
- Recirculating and fresh air filters can be changed without tools
- Various shelves and storage compartments as well as 12 V and 24 V sockets
- In order to provide an ideal view over the zero edge, the operator's cabin can be shifted over the right-hand side of the machine.
- Rotation of the operator's platform through 90° offers optimum adaptation to the particular working situation
- Individually adjustable control panel with color display
- Reversing camera with graphical reversing assistant
- Mirrors on right and left in the the front area of the machine
- Working lights integrated in the cab roof
- Folding ladder/footstep to the operator's platform

#### **CHASSIS AND HEIGHT ADJUSTMENT**

- Infinitely adjustable, hydraulic all-wheel drive
- Four-way penduluming of the lifting columns to compensate for unevennesses in the ground
- Electrohydraulic, light all-wheel steering, with the "crab", "cornering" or "straight ahead" steering types

#### **MISCELLANEOUS**

- "Welcome-and-go-home light" function with LED lighting in the ladder area
- Extensive safety package with 3 EMERGENCY STOP switches
- Comprehensive toolkit in lockable toolbox
- Pre-fitting for installing the WITOS FleetView control unit
- European design type certification, EuroTest mark and CE conformity

**List price ex subsidiary Wirtgen America**

**USD 725,909.00**

Mandatory Options				
Milling drums / milling units				
DURAFORCE milling and mixing rotor with working width 2400 mm (7 ft 10 in), working depth max. 510 mm, tool spacing 20 mm, equipped with quick-change toolholder system HT22 and 170 RS picks with shank diameter D20 with exchangeable edge ring segments. For a wide range of applications in soil stabilization and cold recycling.	Standard	2314431	USD	0.00
Spraying unit				
Machine without spraying system. The existing drum housing openings are locked by cover strips.	Standard	2182574	USD	0.00
A spraying system for adding water or bitumen emulsion, with eccentric auger pump (max. 211 gal/min / 800 l/min), flow-through meter and a spray bar with 12 nozzles. The spray bar has a special, automatically operating nozzle cleaning function. The spraying width can be set individually. The quantities added are controlled by a microprocessor. Straightforward operation on a color display. Including a push bar for pushing the tank truck. (FB2400)	Option	2494991	USD	37,959.00
Two spraying systems for separate addition of water and bitumen emulsion, with eccentric auger pumps (each max. 211 gal/min / 800 l/min), flow-through meters and spray bars with 12 nozzles each. The spray bars have a special, automatically operating nozzle cleaning function. Furthermore, the spraying width can be set individually. The quantities added are controlled by a microprocessor. Straightforward operation on a color display. Including a push bar for pushing the tank truck. (FB2400)	Option	2494992	USD	73,218.00
System suitable for the precise addition of water, emulsion and foamed bitumen. Two spraying systems for separate addition of water and foamed bitumen, with an eccentric auger pump for adding water (max. 211 gal/min / 800 l/min), flow-through meter and a spray bar with 12 nozzles as well as electrically heated bitumen spraying system consisting of geared pump (max. 1102 lb/min / 500 kg/min), bitumen filter, flow-through meter, process water pump for foamed bitumen manufacture and a spray bar with 12 nozzles. Both spray bars have a special, automatically operating nozzle cleaning function. Furthermore, the spraying width can be set individually. The quantities added are controlled by a microprocessor. Straightforward operation on a color display. Including a push bar for pushing the tank truck. (FB2400)	Option	2494993	USD	185,128.00

System only suitable for the addition of large quantities of water in the soil stabilisation process. A spraying system for the addition of water (max. 475 gal/min / 1800 l/min) with centrifugal pump, hydraulically operated shut-off device, flow meter and spraying beam with 12 nozzles. The spraying width can be set individually. The quantities added are controlled by a microprocessor. The effective control range is between 400 and 1800 l/ min. Straightforward operation on a color display. Including a push bar for pushing a tanker vehicle. (FB2400)	<b>Option</b>	<b>2494987</b>	<b>USD</b>	<b>35,299.00</b>
<b>Binder spreader</b>				
Model without binder spreader device	<b>Standard</b>	<b>2406146</b>	<b>USD</b>	<b>0.00</b>
<b>Paint</b>				
Painting in cream RAL 9001 with orange stripes. The complete lower part of the machine is painted in slate grey RAL 7015.	<b>Standard</b>	<b>2441058</b>	<b>USD</b>	<b>0.00</b>
Monocolor special painting. Cream white color is replaced by a special color (RAL according to customer). The complete lower part of the machine is painted in slate grey RAL 7015.	<b>Option</b>	<b>2441059</b>	<b>USD</b>	<b>2,199.00</b>
<b>Technical documentation</b>				
Technical documentation - North America country version (US)	<b>Standard</b>	<b>2456347</b>	<b>USD</b>	<b>0.00</b>
<b>Service documentation</b>				
Spare part and application documentation English (EN)	<b>Standard</b>	<b>2456404</b>	<b>USD</b>	<b>0.00</b>
<b>Warranty</b>				
Standard warranty 12 months or 1000 engine operational hours	<b>Standard</b>	<b>100772</b>	<b>USD</b>	<b>0.00</b>
<b>Telematics</b>				
WITOS FleetView includes a control unit (TCU) with a GPS receiver and the usage rights for the web application WITOS FleetView. The web access function offers a compact overview of the machine status including consumption data, working times, position data, error messages and service intervals. (The actual amount of data available depends on the machine type). The availability of WITOS FleetView is guaranteed for 3 years from the date of delivery.	<b>Standard</b>	<b>2483436</b>	<b>USD</b>	<b>0.00</b>
<b>Machine lighting</b>				
Halogen lighting system 24 V. Consisting of 8 additional halogen working lights for illuminating the working area. The light output is approx. 1,750 lumens per headlight. Including 2 rotary beacons.	<b>Standard</b>	<b>2184631</b>	<b>USD</b>	<b>0.00</b>
<b>Exhaust air filter</b>				
Model without waste air filtering. Only for machines without integrated binder spreader (S-Pack).	<b>Standard</b>	<b>2418221</b>	<b>USD</b>	<b>0.00</b>

Equipment Options				
Equipment in cabin				
Air-conditioner integrated in the cabin roof with automatic air conditioning, infinitely variable fan and recirculating air filters that can be changed without tools.	Standard	2184409	USD	0.00
Radio system with two speakers and antenna - radio with CD/MP3/USB/Bluetooth	Standard	2184420	USD	0.00
Control for binder addition				
Equipment of the machine with an external dosing control unit. The additional operating display can be attached at the bottom left or right on the machine. For specific setting of important dosing parameters of the spraying strips and/or the S-pack.	Option	2418222	USD	3,827.00
Lateral slope control				
Expansion of leveling system with electronic cross-slope sensor. Ideal, for example for aligning the machine in a defined lateral tilt on a one-sided reference.	Standard	2417051	USD	0.00
Water system				
Hydraulically operated high-pressure water cleaner with a maximum performance of 15 l/min at 150 bar pressure. Ideal for daily cleaning of the machine.	Option	2184414	USD	4,099.00
Other devices				
Battery-operated hydraulic unit for milling drum rotation device and hydraulic pick extractor drift as well as for auxiliary drive.	Option	2201333	USD	2,850.00
Pick changing aids				
Milling drum rotation device with electrohydraulic milling drum drive for slowly turning the milling drum during pick replacement. The diesel engine can be switched off in conjunction with the "electric hydraulic unit" option.	Standard	2184416	USD	0.00
Pneumatic hammer with two pick extractor and inserter tools each as well as 5.00 m / 16 ft 5 in hose.	Option	60604	USD	461.00
Hydraulically driven pick extractor with holder and corresponding electrical and hydraulic connectors. Ideal for a convenient, fast and quiet cutting tool replacement.	Option	2210777	USD	3,461.00
Additional, lockable storage compartment for 8 pick containers, mounted on the left side of the machine.	Option	2658085	USD	1,859.00
Camera system				

Monitor system with 3 cameras and 7" color display, in addition to the reversing camera of the standard equipment. The 2nd camera is directed towards the area in front of the milling drum housing and the 3rd towards the rear rotor plate. The 4th camera permits good visibility of the left side of the machine. The camera images are displayed on the monitor in the operator's platform. For model without spraying system.	<b>Standard</b>	<b>2184412</b>	<b>USD</b>	<b>0.00</b>
<b>Other devices</b>				
License plate holder with LED lighting to comply with country-specific regulations.	<b>Option</b>	<b>2657943</b>	<b>USD</b>	<b>434.00</b>
<b>Miscellaneous</b>				
Additional push bar 9 ft 11 in / 3.00 m - for a second tank truck. Drawbar/ push-bar eye 1x inner diameter 1x inner diameter = 1.57 in / 40 mm and 1x inner diameter = 1.97 in / 50 mm.	<b>Option</b>	<b>2269834</b>	<b>USD</b>	<b>611.00</b>
<b>Documentation</b>				
Additional set of technical documentation - North America country version (US)	<b>Option</b>		<b>USD</b>	<b>81.00</b>

<sup>1</sup>Option must be ordered from headquarters.

Date: 3/6/2019





## Price list WR 250i

### Scope of supply – basic machine

- Engine: 6-cylinder diesel engine: CATERPILLAR C18 ATAAC
- Rated power at 1,900 r.p.m.: 563 kW / 755 HP / 766 PS
- Exhaust standard: EU not regulated / US Tier 4
- Standard milling width: 7 ft 10 in / 2400 mm
- Theoretical milling depth: 1 ft 10 in / 560 mm

### STANDARD EQUIPMENT

- Basic machine with engine
- Machine chassis with integrated water tank and free visibility onto the right milled edge
- The right wheels are for working right up to the edges within the milling width
- Diesel engine power controller for optimum milling and mixing results
- Engine cooling system with temperature-controlled fan speed
- Air system with compressor max. 116 psi / 8 bar (not suitable for filling the S-Pack!)
- Lockable, engine cowling with integrated sound insulation package
- Mechanical milling drum drive via a drive belt with automatic belt tensioner
- Variable cutting speed by a combination of 3 selectable motor speeds, 2 variable drive belt pulley arrangements and one milling drum gearbox with 2-gear stages for achieving optimum working results
- Depending on the working direction possible synchronous rotation or counterrotating mode
- Hydraulic adjustable rotor plate front
- Hydraulically adjustable scraper plates behind the drum
- Infinitely variable working depth setting by lowering or raising of the complete milling drum
- Automatic mixing space adaptation to the particular working depth (larger mixing space with lower working depth)
- Milling drum rotation device with hydraulic milling drum drive for slowly turning the milling drum in the pick change
- Power-controlled lowering speed of the milling drum in starting mode

### MACHINE CONTROL AND LEVELLING SYSTEM

- Multi-function control color display showing important machine operating conditions
- Comprehensive machine diagnostics on the machine's control screen
- Programmable automatic system for initiating and completing the milling process at the particular working depth
- Automated features relieving the operator of a part of his workload

### OPERATOR'S PLATFORM

- Comfortable, high-quality cabin with flexible mountings, with roof hatch and individually adjustable heating
- Ergonomic, air-cushioned operator's seat
- Roll-over protection system (ROPS and FOPS) integrated in the cab frame
- Large windows with optimum visibility of the particular working area and integrated window wipers
- Recirculating and fresh air filters can be changed without tools
- Various shelves and storage compartments as well as 12 V and 24 V sockets
- In order to provide an ideal view over the zero edge, the operator's cabin can be shifted over the right-hand side of the machine.
- Rotation of the operator's platform through 90° offers optimum adaptation to the particular working situation
- Individually adjustable control panel with color display

- Reversing camera with graphical reversing assistant
- Mirrors on right and left in the the front area of the machine
- Working lights integrated in the cab roof
- Folding ladder/footstep to the operator's platform

#### **CHASSIS AND HEIGHT ADJUSTMENT**

- Infinitely adjustable, hydraulic all-wheel drive
- Four-way penduluming of the lifting columns to compensate for unevennesses in the ground
- Electrohydraulic, light all-wheel steering, with the "crab", "cornering" or "straight ahead" steering types

#### **MISCELLANEOUS**

- "Welcome-and-go-home light" function with LED lighting in the ladder area
- Extensive safety package with 3 EMERGENCY STOP switches
- Comprehensive toolkit in lockable toolbox
- Pre-fitting for installing the WITOS FleetView control unit
- European design type certification, EuroTest mark and CE conformity

**List price ex subsidiary Wirtgen America**

**USD 890,829.00**

Mandatory Options				
Milling drum housing				
Extremely wear-resistant FB2400 (7 ft 10 in) milling drum housing without milling drum. For pulverisation of asphalt pavement and abrasive material.	Standard	2540058	USD	0.00
Milling drums / milling units				
DURAFORCE milling and mixing rotor with working width 2400 mm (7ft 10 in), working depth max. 560 mm (1ft 10 in), tool spacing 30 mm x 2, equipped with quick-change toolholder system HT22 and 208 picks with shank diameter D20 with exchangeable edge ring segments. For a wide range of applications in soil stabilization and cold recycling.	Standard	2314515	USD	0.00
Spraying unit				
Machine without spraying system. The existing drum housing openings are locked by cover strips.	Standard	2182574	USD	0.00
A spraying system for adding water or bitumen emulsion, with eccentric auger pump (max. 211 gal/min / 800 l/min), flow-through meter and a spray bar with 12 nozzles. The spray bar has a special, automatically operating nozzle cleaning function. The spraying width can be set individually. The quantities added are controlled by a microprocessor. Straightforward operation on a color display. Including a push bar for pushing the tank truck. (FB2400)	Option	2494991	USD	37,959.00
Two spraying systems for separate addition of water and bitumen emulsion, with eccentric auger pumps (each max. 211 gal/min / 800 l/min), flow-through meters and spray bars with 12 nozzles each. The spray bars have a special, automatically operating nozzle cleaning function. Furthermore, the spraying width can be set individually. The quantities added are controlled by a microprocessor. Straightforward operation on a color display. Including a push bar for pushing the tank truck. (FB2400)	Option	2494992	USD	73,218.00
System suitable for the precise addition of water, emulsion and foamed bitumen. Two spraying systems for separate addition of water and foamed bitumen, with an eccentric auger pump for adding water (max. 211 gal/min / 800 l/min), flow-through meter and a spray bar with 12 nozzles as well as electrically heated bitumen spraying system consisting of geared pump (max. 1102 lb/min / 500 kg/min), bitumen filter, flow-through meter, process water pump for foamed bitumen manufacture and a spray bar with 12 nozzles. Both spray bars have a special, automatically operating nozzle cleaning function. Furthermore, the spraying width can be set individually. The quantities added are controlled by a microprocessor. Straightforward operation on a color display. Including a push bar for pushing the tank truck. (FB2400)	Option	2494993	USD	185,128.00
System only suitable for the addition of large quantities of water in the soil stabilisation process. A spraying system for the addition of water (max. 475 gal/min / 1800 l/min) with centrifugal pump, hydraulically operated shut-off device, flow meter and spraying beam with 12 nozzles. The spraying width can be set individually. The quantities added are controlled by a microprocessor. The effective control range is between 400 and 1800 l/ min. Straightforward operation on a color display. Including a push bar for pushing a tanker vehicle. (FB2400)	Option	2494987	USD	35,299.00

<b>Binder spreader</b>				
Model without binder spreader device	<b>Standard</b>	<b>2184406</b>	<b>USD</b>	<b>0.00</b>
Integrated spreading device S-Pack for dust-free discharge of binder in front of the milling and mixing rotor. Container volume 194 ft3 / 5.5 m3 (effectively fillable to 159 ft3 / 4.5 m3). Advance-dependent dosing of the spreading quantity from 0,3 lb/ft² to 8,2 lb/ft² / 1.5 to 40 kg/m². The spreading width can be divided into three segments. Operation is perfectly integrated into the machine control display.	<b>Option</b>	<b>2375512</b>	<b>USD</b>	<b>143,464.00</b>
<b>Paint</b>				
Painting in cream RAL 9001 with orange stripes. The complete lower part of the machine is painted in slate grey RAL 7015.	<b>Standard</b>	<b>2470007</b>	<b>USD</b>	<b>0.00</b>
Monocolor special painting. Cream white color is replaced by a special color (RAL according to customer). The complete lower part of the machine is painted in slate grey RAL 7015.	<b>Option</b>	<b>2470008</b>	<b>USD</b>	<b>2,199.00</b>
<b>Technical documentation</b>				
Technical documentation - North America country version (US)	<b>Standard</b>	<b>2456347</b>	<b>USD</b>	<b>0.00</b>
<b>Service documentation</b>				
Spare part and application documentation English (EN)	<b>Standard</b>	<b>2456404</b>	<b>USD</b>	<b>0.00</b>
<b>Warranty</b>				
Standard warranty 12 months or 1000 engine operational hours	<b>Standard</b>	<b>100772</b>	<b>USD</b>	<b>0.00</b>
<b>Telematics</b>				
WITOS FleetView includes a control unit (TCU) with a GPS receiver and the usage rights for the web application WITOS FleetView. The web access function offers a compact overview of the machine status including consumption data, working times, position data, error messages and service intervals. (The actual amount of data available depends on the machine type). The availability of WITOS FleetView is guaranteed for 3 years from the date of delivery.	<b>Standard</b>	<b>2483436</b>	<b>USD</b>	<b>0.00</b>
<b>Machine lighting</b>				
Halogen lighting system 24 V. Consisting of 8 additional halogen working lights for illuminating the working area. The light output is approx. 1,750 lumens per headlight. Including 2 rotary beacons.	<b>Standard</b>	<b>2184631</b>	<b>USD</b>	<b>0.00</b>
Powerful LED / halogen lighting system 24 V. Consisting of 6 additional LED working lights and 2 additional halogen working lights with magnetic flux for optimum illumination of the working area. Also, the 6 standard halogen working lights on the cabin roof are replaced by 6 LED working lights. LED working lights are extremely bright, shock-resistant and durable. The light output is approx. 3,000 lumens per headlight (halogen approx. 1,750 lumens). Including 2 LED patrol lights.	<b>Option</b>	<b>2184632</b>	<b>USD</b>	<b>3,895.00</b>
<b>Exhaust air filter</b>				
Model without waste air filtering. Only for machines without integrated binder spreader (S-Pack).	<b>Standard</b>	<b>2418221</b>	<b>USD</b>	<b>0.00</b>
<b>Equipment Options</b>				
<b>Equipment in cabin</b>				
Air-conditioner integrated in the cabin roof with automatic air conditioning, infinitely variable fan and recirculating air filters that can be changed without tools.	<b>Standard</b>	<b>2184409</b>	<b>USD</b>	<b>0.00</b>
Radio system with two speakers and antenna - radio with CD/MP3/USB/Bluetooth	<b>Standard</b>	<b>2184420</b>	<b>USD</b>	<b>0.00</b>

<b>Lateral slope control</b>				
Expansion of leveling system with electronic cross-slope sensor. Ideal, for example for aligning the machine in a defined lateral tilt on a one-sided reference.	<b>Standard</b>	<b>2417051</b>	<b>USD</b>	<b>0.00</b>
<b>Water system</b>				
Hydraulically operated high-pressure water cleaner with a maximum performance of 15 l/min at 150 bar pressure. Ideal for daily cleaning of the machine.	<b>Option</b>	<b>2184414</b>	<b>USD</b>	<b>4,099.00</b>
<b>Water system</b>				
Additional water tank with a capacity of 250 gals / 950 liters, for holding large quantities of water for foamed bitumen manufacture.	<b>Option</b>	<b>2185820</b>	<b>USD</b>	<b>8,509.00</b>
<b>Other devices</b>				
Battery-operated hydraulic unit for milling drum rotation device and hydraulic pick extractor drift as well as for auxiliary drive.	<b>Option</b>	<b>2201333</b>	<b>USD</b>	<b>2,850.00</b>
<b>Pick changing aids</b>				
Pneumatic hammer with two pick extractor and inserter tools each as well as 5.00 m / 16 ft 5 in hose.	<b>Standard</b>	<b>60604</b>	<b>USD</b>	<b>0.00</b>
Hydraulically driven pick extractor with holder and corresponding electrical and hydraulic connectors. Ideal for a convenient, fast and quiet cutting tool replacement.	<b>Option</b>	<b>2210777</b>	<b>USD</b>	<b>3,461.00</b>
Additional, lockable storage compartment for 8 pick containers, mounted on the left side of the machine.	<b>Option</b>	<b>2658290</b>	<b>USD</b>	<b>1,534.00</b>
<b>Camera system</b>				
Monitor system with 3 cameras and 7" color display, in addition to the reversing camera of the standard equipment. The 2nd camera is directed towards the area in front of the milling drum housing and the 3rd towards the rear rotor plate. The 4th camera permits good visibility of the left side of the machine. The camera images are displayed on the monitor in the operator's platform. For model without spraying system.	<b>Standard</b>	<b>2184412</b>	<b>USD</b>	<b>0.00</b>
<b>Other devices</b>				
License plate holder with LED lighting to comply with country-specific regulations.	<b>Option</b>	<b>2657943</b>	<b>USD</b>	<b>434.00</b>
<b>Miscellaneous</b>				
Connection pipe for the through-line of the suspension to the spray bar. In conjunction with the suction hose option, this means working with the WM1000 is possible. Option only possible in conjunction with: ESL 1-way, dual ESL or ESL foamed bitumen.	<b>Option</b>	<b>2223550</b>	<b>USD</b>	<b>3,067.00</b>
<b>Documentation</b>				
Additional set of technical documentation - North America country version (US)	<b>Option</b>		<b>USD</b>	<b>81.00</b>

<sup>1</sup>Option must be ordered from headquarters.

Date: 3/6/2019

## Price list

# WS 150

### Scope of supply – basic machine

- Standard working width: 4 ft 9 in / 1500 mm
- Theoretical working depth: 1 ft 8 in / 500 mm

### STANDARD EQUIPMENT

- Basic machine with engine
- Stabilizer for mounting on tractors with rear three-point linkage, ISO 730-1 category 3 (cat. III) and category 4 (cat. IV)
- The working depth is set using the tractor's rear power lift
- The rear rotor plate is adjusted hydraulically from the tractor
- The rotor plate is additionally fitted with a levelling blade with spring preload adjustment
- The stone guard is adjusted hydraulically from the tractor

### DRIVE

- Mechanical drive via the tractor's driveshaft (driveshaft speed 1,000 rpm), bevel gearbox, two four-rib high-power V-belts with automatic belt tensioners and two spur gearboxes

### MISCELLANEOUS

- CE Declaration of Conformity

**List price ex subsidiary Wirtgen America****USD 117,067.00**

Mandatory Options				
Milling drum housing				
Movable side plates on the drum housing that cover the milling and mixing rotor. During operation, the milling unit is kept at the pre-set milling depth by the side plates. In the process, the tractor's three-point connection is in a floating position and the machine moves on the skids. The skids are roughly 7 in / 170 mm wide which means they comply with the corresponding permissible transport widths. The milling depth is limited to the desired level with the help of mechanical stops.	Standard	2218261	USD	0.00
Milling drums / milling units				
Milling and mixing rotor with working width 1500 mm / 4 ft / 9 in, working depth max. 500 mm / 1 ft 7 in, tool spacing 40 mm / 1 37/64 in, equipped with quick-change toolholder system HT22 and 82 picks with shank diameter D20. For a wide range of applications in soil stabilization and cold recycling.	Standard	2659046	USD	0.00
Paint				
Painting in cream RAL 9001 with orange stripes.	Standard	2391102	USD	0.00
Single-color special paint. Cream color is replaced by a special color (RAL acc. to customer request).	Option	2539872	USD	746.00
Technical documentation				
Technical documentation - North America country version (US)	Standard	2456347	USD	0.00
Service documentation				
Spare part and application documentation English (EN)	Standard	2456404	USD	0.00
Warranty				
Standard warranty 12 months	Standard	2112212	USD	0.00
Drive adaptations				
Splined shaft on bevel gearbox with 20 external toothing, 20 teeth, for connection of the drive shaft on the WS220/WS250. Required for coupling the stabiliser to the John Deere tractor 8320R.	Standard	2047307	USD	0.00
Trailer drawbar				
Lifting tackle for mounting the stabilizer on John-Deere series 8000 tractor vehicles with rear three-point mounting ISO 730-1 category 4 (CAT IV), including ball sleeves and spacer washers CAT IV for equipment pin 37, including hydraulic top link in reinforced version, with arrester hook CAT IV, yoke D45 and integrated load-holding valve. The length and pulling force of the top link are optimized for the attachment of the add-on stabilizer.	Standard	2136304	USD	0.00

Equipment Options				
Additional spraying strip				
Water spraying system FB1500 (4 ft 9 in), with 6 spray nozzles to spray water into the milling and mixing process. Distributor pipe for connecting the external water supply with shut-off valves to the individual nozzles	Option	2539866	USD	2,253.00
Leveling				
Digital milling depth display with an ultrasonic sensor, right or left mountable, the milling depth display is shown by one additional display in the cab.	Option	2123664	USD	4,031.00
Digital milling depth display, with two ultrasonic sensors right and left mounted, the milling depth display is shown by an additional display in the operator's cabin, changeover for the right or left side.	Option	2123665	USD	5,659.00
Other devices				
Drive shaft P600 1¾" for connecting the tractor-towed stabilizer to the tractor. Wirtgen recommends using this drive shaft as it offers great freedom of movement. Both ends of the propshaft with 20-way internal gearing. CAUTION: The drive shaft must be shortened to the length of the corresponding tractor vehicle/stabiliser combination before first use. Authorised when using a stabiliser on tractor vehicles up to a maximum of 280 kW/376 HP/381 PS.	Standard	2539795	USD	0.00
Drive shaft P700 1¾" for connecting the tractor-towed stabilizer to the tractor. This drive shaft is equipped with larger spherical bearings but offers less freedom of movement and should only be supplied after prior consultation. Both ends of the propshaft with 20-way internal gearing. CAUTION: The drive shaft must be shortened to the length of the corresponding tractor vehicle/stabiliser combination before first use. Authorised when using a stabiliser on tractor vehicles up to a maximum of 280 kW/376 HP/381 PS.	Option	2539797	USD	3,393.00
Pick changing aids				
Pneumatic hammer with two pick extractor and inserter tools each as well as 7.00 m hose.	Option	2123666	USD	448.00
Documentation				
Additional set of technical documentation - North America country version (US)	Option		USD	81.00
Date: 3/6/2019				



## Price list

# WS 220

### Scope of supply – basic machine

- Standard working width: 7 ft 1 in / 2150 mm
- Theoretical working depth: 1 ft 8 in / 500 mm

### STANDARD EQUIPMENT

- Basic machine with engine
- Stabilizer for mounting on tractors with rear three-point linkage, ISO 730-1 category 3 (cat. III) and category 4 (cat. IV)
- The working depth is set using the tractor's rear power lift
- The rear rotor plate is adjusted hydraulically from the tractor
- The rotor plate is additionally fitted with a levelling blade with spring preload adjustment
- The stone guard is adjusted hydraulically from the tractor

### DRIVE

- Mechanical drive via the tractor's driveshaft (driveshaft speed 1,000 rpm), bevel gearbox, two four-rib high-power V-belts with automatic belt tensioners and two spur gearboxes

### MISCELLANEOUS

- CE Declaration of Conformity

**List price ex subsidiary Wirtgen America****USD 122,876.00**

## Mandatory Options

### Milling drum housing

Movable side plates on the drum housing that cover the milling and mixing rotor. During operation, the milling unit is kept at the pre-set milling depth by the side plates. In the process, the tractor's three-point connection is in a floating position and the machine moves on the skids. The skids are roughly 7 in / 170 mm wide which means they comply with the corresponding permissible transport widths. The milling depth is limited to the desired level with the help of mechanical stops.

**Standard**      **2218261**      **USD**      **0.00**

### Milling drums / milling units

Milling and mixing rotor with working width 2150 mm / 7 ft / 1 in, working depth max. 500 mm / 1 ft 7 in, tool spacing 40 mm / 1 37/64 in, equipped with quick-change toolholder system HT22 and 98 picks with shank diameter D20. For a wide range of applications in soil stabilization and cold recycling.

**Standard**      **2659050**      **USD**      **0.00**

### Paint

Painting in cream RAL 9001 with orange stripes.

**Standard**      **2111590**      **USD**      **0.00**

Single-color special paint. Cream color is replaced by a special color (RAL acc. to customer request).

**Option**      **2111591**      **USD**      **746.00**

### Technical documentation

Technical documentation - North America country version (US)

**Standard**      **2456347**      **USD**      **0.00**

### Service documentation

Spare part and application documentation English (EN)

**Standard**      **2456404**      **USD**      **0.00**

### Warranty

Standard warranty 12 months

**Standard**      **2112212**      **USD**      **0.00**

### Drive adaptations

Splined shaft on bevel gearbox with 20 external toothing, 20 teeth, for connection of the drive shaft on the WS220/WS250. Required for coupling the stabiliser to the John Deere tractor 8320R.

**Standard**      **2047307**      **USD**      **0.00**

### Trailer drawbar

Lifting tackle for mounting the stabilizer on John-Deere series 8000 tractor vehicles with rear three-point mounting ISO 730-1 category 4 (CAT IV), including ball sleeves and spacer washers CAT IV for equipment pin 37, including hydraulic top link in reinforced version, with arrester hook CAT IV, yoke D45 and integrated load-holding valve. The length and pulling force of the top link are optimized for the attachment of the add-on stabilizer.

**Standard**      **2136304**      **USD**      **0.00**

Equipment Options				
Additional spraying strip				
Water spraying system FB2150 (7 ft 1 in), with 8 spray nozzles to spray water into the milling and mixing process. Distributor pipe for connecting the external water supply with shut-off valves to the individual nozzles	Option	2282384	USD	3,026.00
Leveling				
Digital milling depth display with an ultrasonic sensor, right or left mountable, the milling depth display is shown by one additional display in the cab.	Option	2123664	USD	4,031.00
Digital milling depth display, with two ultrasonic sensors right and left mounted, the milling depth display is shown by an additional display in the operator's cabin, changeover for the right or left side.	Option	2123665	USD	5,659.00
Other devices				
Drive shaft P600 1¾" for connecting the tractor-towed stabilizer to the tractor. Wirtgen recommends using this drive shaft as it offers great freedom of movement. Both ends of the propshaft with 6-way internal gearing. CAUTION: The drive shaft must be shortened to the length of the corresponding tractor vehicle/stabiliser combination before first use. Authorised when using a stabiliser on tractor vehicles up to a maximum of 280 kW/376 HP/381 PS.	Standard	2539796	USD	0.00
Drive shaft P700 1¾" for connecting the tractor-towed stabilizer to the tractor. This drive shaft is equipped with larger spherical bearings but offers less freedom of movement and should only be supplied after prior consultation. Both ends of the propshaft with 6-way internal gearing. CAUTION: The drive shaft must be shortened to the length of the corresponding tractor vehicle/stabiliser combination before first use. Authorised when using a stabiliser on tractor vehicles up to a maximum of 280 kW/376 HP/381 PS.	Option	2539798	USD	3,393.00
Pick changing aids				
Pneumatic hammer with two pick extractor and inserter tools each as well as 7.00 m hose.	Option	2123666	USD	448.00
Documentation				
Additional set of technical documentation - North America country version (US)	Option		USD	81.00

<sup>1</sup>Option must be ordered from headquarters.

Date: 3/6/2019

## Price list

# WS 250

### Scope of supply – basic machine

- Standard working width: 8 ft 2 in / 2500 mm
- Theoretical working depth: 1 ft 8 in / 500 mm

### STANDARD EQUIPMENT

- Basic machine with engine
- Stabilizer for mounting on tractors with rear three-point linkage, ISO 730-1 category 3 (cat. III) and category 4 (cat. IV)
- The working depth is set using the tractor's rear power lift
- The rear rotor plate is adjusted hydraulically from the tractor
- The rotor plate is additionally fitted with a levelling blade with spring preload adjustment
- The stone guard is adjusted hydraulically from the tractor

### DRIVE

- Mechanical drive via the tractor's driveshaft (driveshaft speed 1,000 rpm), bevel gearbox, two four-rib high-power V-belts with automatic belt tensioners and two spur gearboxes

### MISCELLANEOUS

- CE Declaration of Conformity

**List price ex subsidiary Wirtgen America****USD 128,019.00**

<b>Mandatory Options</b>				
<b>Milling drum housing</b>				
Movable side plates on the drum housing that cover the milling and mixing rotor. During operation, the milling unit is kept at the pre-set milling depth by the side plates. In the process, the tractor's three-point connection is in a floating position and the machine moves on the skids. The skids are roughly 7 in / 170 mm wide which means they comply with the corresponding permissible transport widths. The milling depth is limited to the desired level with the help of mechanical stops.	<b>Standard</b>	<b>2218261</b>	<b>USD</b>	<b>0.00</b>
<b>Milling drums / milling units</b>				
Milling and mixing rotor with working width 2500 mm, working depth max. 500 mm (1 ft 7 in), tool spacing 40 mm, equipped with quick-change toolholder system HT22 and 106 picks with shank diameter D20. For a wide range of applications in soil stabilization and cold recycling.	<b>Standard</b>	<b>2628687</b>	<b>USD</b>	<b>0.00</b>
<b>Paint</b>				
Painting in cream RAL 9001 with orange stripes.	<b>Standard</b>	<b>2111593</b>	<b>USD</b>	<b>0.00</b>
Single-color special paint. Cream color is replaced by a special color (RAL acc. to customer request).	<b>Option</b>	<b>2111594</b>	<b>USD</b>	<b>746.00</b>
<b>Technical documentation</b>				
Technical documentation - North America country version (US)	<b>Standard</b>	<b>2456347</b>	<b>USD</b>	<b>0.00</b>
<b>Service documentation</b>				
Spare part and application documentation English (EN)	<b>Standard</b>	<b>2456404</b>	<b>USD</b>	<b>0.00</b>
<b>Warranty</b>				
Standard warranty 12 months	<b>Standard</b>	<b>2112212</b>	<b>USD</b>	<b>0.00</b>
<b>Drive adaptations</b>				
Splined shaft on bevel gearbox with 20 external toothing, 20 teeth, for connection of the drive shaft on the WS220/WS250. Required for coupling the stabiliser to the John Deere tractor 8320R.	<b>Standard</b>	<b>2047307</b>	<b>USD</b>	<b>0.00</b>
<b>Trailer drawbar</b>				
Lifting tackle for mounting the stabilizer on John-Deere series 8000 tractor vehicles with rear three-point mounting ISO 730-1 category 4 (CAT IV), including ball sleeves and spacer washers CAT IV for equipment pin 37, including hydraulic top link in reinforced version, with arrester hook CAT IV, yoke D45 and integrated load-holding valve. The length and pulling force of the top link are optimized for the attachment of the add-on stabilizer.	<b>Standard</b>	<b>2136304</b>	<b>USD</b>	<b>0.00</b>

Equipment Options				
Additional spraying strip				
Water spraying system FB2500 (8 ft 2 in), with 10 spray nozzles to spray water into the milling and mixing process. Distributor pipe for connecting the external water supply with shut-off valves to the individual nozzles	Option	2282385	USD	3,406.00
Leveling				
Digital milling depth display with an ultrasonic sensor, right or left mountable, the milling depth display is shown by one additional display in the cab.	Option	2123664	USD	4,031.00
Digital milling depth display, with two ultrasonic sensors right and left mounted, the milling depth display is shown by an additional display in the operator's cabin, changeover for the right or left side.	Option	2123665	USD	5,659.00
Other devices				
Drive shaft P600 1¾" for connecting the tractor-towed stabilizer to the tractor. Wirtgen recommends using this drive shaft as it offers great freedom of movement. Both ends of the propshaft with 20-way internal gearing. CAUTION: The drive shaft must be shortened to the length of the corresponding tractor vehicle/stabiliser combination before first use. Authorised when using a stabiliser on tractor vehicles up to a maximum of 280 kW/376 HP/381 PS.	Standard	2539795	USD	0.00
Pick changing aids				
Pneumatic hammer with two pick extractor and inserter tools each as well as 7.00 m hose.	Option	2123666	USD	448.00
Documentation				
Additional set of technical documentation - North America country version (US)	Option		USD	81.00

<sup>1</sup>Option must be ordered from headquarters.



## Statewide Contract Addendum

---

*This addendum is added to and is to be considered part of the subject contract.*

**Contract Issuance Date:** 11/01/17

**Statewide Contract #:** SW195

**Contract Title:** Road Maintenance Equipment

**Addendum Date:** 01/18/2019

**Addendum #:** Addendum Three (3) is for updated pricing for Frontier Equipment SW195

**Contracting Officer:** Rickey Thomas

**Email:** [Rickey.Thomas@omes.ok.gov](mailto:Rickey.Thomas@omes.ok.gov)

**Ph:** 405-522-8160

---

**Multiquip Inc.**  
**2019 Price Schedule**  
**Date: 01/09/2019**



Prepared By: Rob Thompson

Prepared for:  
 @06VI-2 (418369)  
 18910 Wilmington Ave  
 Carson, CA 90746

Model No.	Description	List \$
-----------	-------------	---------

## Compaction

### Rammers

#### Rammers

MTR40HF	Rammer Honda GXR100 Float Carb	\$3,425.00
MTX50HD	Rammer Honda GX100 Diaphragm Carb	\$3,225.00
MTX60HD	Rammer Honda GX100 Diaph. Carb	\$3,425.00
MTX60SD	Rammer Subaru ER12 Diaphragm Carb	\$3,495.00
MTX70HD	Rammer Honda GX100 Diaphragm Carb	\$4,450.00
MTX70SD	Rammer Subaru ER12 Diaphragm Carb	\$4,505.00
MTX70HDR	Rammer Honda GXR120 Diaphragm Carb	\$4,450.00
MTX80HDR	Rammer Honda GXR120 Diaphragm Carb	\$4,850.00

#### Rammer Accessories

3504S	Shoe 4 wood MTR35 40	\$275.00
355XA	Foot 4 x 12 steel MTR35 40	\$300.00
460XA	Foot 4.5 x12 steel MT50-60 MTX60	\$300.00
485XA	Foot 4.5 x12 steel MT70-80 MTX70-90	\$300.00
685XA	Foot 6.5 x12 steel MT70-80 MTX70-90	\$300.00
660X	Foot 6.5 x12 wood MT50-60 MTX60	\$525.00
8511S	Shoe 11 wood MT70-80 MTX70-90	\$396.00
RMRSTAND	Display Stand - Rammer and Forward Plate	\$400.00

### Vibratory Plate Compactors

#### Single Direction Plate Compactors

Not responsible for typographical errors. All prices and specifications are subject to change without prior notice. All prices are confidential. Reproduction or distribution without express permission by Multiquip Inc. is prohibited. Note: specifications contained herein are for general descriptive purpose only; please refer to product literature or consult with Multiquip for full specifications.

\*\* Actual freight to apply.

MULTIQUIP INC.  
 POST OFFICE BOX 6254 • CARSON, CA 90749  
 310-537-3700 • 800-421-1244 • FAX: 310-537-3927  
 E-MAIL: mq@multiquip.com • www.multiquip.com



**Multiquip Inc.**  
**2019 Price Schedule**  
**Date: 01/09/2019**



Prepared By: Rob Thompson

Prepared for:  
 @06VI-2 (418369)  
 18910 Wilmington Ave  
 Carson, CA 90746

MVC40H	Plate Honda GX100 no water tank 12 wide	\$1,900.00
MVC64VH	Plate Honda GX120 no water tank 14 wide	\$2,000.00
MVC64VHW	Plate Honda GX120 w/ water tank 14 wide	\$2,100.00
MVC82VH	Plate Honda GX160 no water tank 18 wide	\$2,100.00
MVC82VHW	Plate Honda GX160 w/ water tank 18 wide	\$2,200.00
MVC88VTH	Plate Honda GX160 no water tank 20 wide	\$2,625.00
MVC88VTHW	Plate Honda GX160 w/ water tank 20 wide	\$2,795.00
MVC90H	Plate Honda GX160 w/ water tank 20 wide	\$3,330.00

**Reversible Plate Compactors**

MVH120VGH	Reversible Plate Honda GX160 16 wide	\$5,700.00
MVH128GH	Reversible Plate Honda GX160- 16 wide	\$5,999.00
MVH150VGH	Reversible Plate NLA (SEE MVH158GH)	\$6,750.00
MVH158GH	Reversible Plate Honda GX200 17 wide	\$7,200.00
MVH208GH	Reversible Plate Honda GX240 20 wide	\$8,800.00
MVH308DZ	Reversible Plate Hatz 1B30 18 wide	\$14,850.00
MVH308GH	Reversible Plate Honda GX270 18 wide	\$11,300.00
MVH408DZ	Reversible Plate Hatz 1B50 20 wide	\$17,200.00
MVH408GH	Reversible Plate Honda GX390 20 wide	\$13,295.00
MVH508DZ	Reversible Plate Hatz 1D81S 20 wide	\$21,500.00

**Vibratory Plate Compactor Accessories**

RMRSTAND	Display Stand - Rammer and Forward Plate	\$400.00
UPA-88A	MVC88VGH(W) Urethane Plate Attachment	\$425.00
UPA88T	MVC88VTH(W) Urethane Plate Attachment	\$425.00
WHL64	Wheel Kit for MVC64VH(W)	\$262.00

Not responsible for typographical errors. All prices and specifications are subject to change without prior notice. All prices are confidential. Reproduction or distribution without express permission by Multiquip Inc. is prohibited. Note: specifications contained herein are for general descriptive purpose only; please refer to product literature or consult with Multiquip for full specifications.  
 \*\* Actual freight to apply.

MULTIQUIP INC.  
 POST OFFICE BOX 6254 • CARSON, CA 90749  
 310-537-3700 • 800-421-1244 • FAX: 310-537-3927  
 E-MAIL: mq@multiquip.com • www.multiquip.com

**Multiquip Inc.**  
**2019 Price Schedule**  
**Date: 01/09/2019**



Prepared By: Rob Thompson

Prepared for:  
 @06VI-2 (418369)  
 18910 Wilmington Ave  
 Carson, CA 90746

WHL82	Wheel Kit for MVC82VH(W)	\$262.00
WHL158	Wheel Kit for MVH158/MVH128	\$325.00
WHL88T	MVC88VTH(W) Wheel Kit	\$275.00
WHL88TC	Wheel Kit for MVC88VTH(W) w/ Cyclone	\$275.00
KIT12EXTEND	12 Plate Extensions MVH308 408 508	\$499.00
731099	Water Tank Kit MVC40H.	\$200.00
52677	Kit Water MVC64VHW	\$157.24
52693	Water Tank Kit MVC82VHW	\$175.22
52680	Water Tank Assy MVC88VGHW	\$181.19
731598	Kit Water MVC88VTHW	\$171.09
451008	Water Tank Kit MVH128-158	\$295.00
CPAS308DZ	Compas Kit for MVH308DZ	\$1,500.00
CPAS408DZ	Compas Kit for MVH408DZ	\$1,500.00
CPAS508DZ	Compas Kit for MVH508DZ	\$1,500.00

## **Vibratory Smooth Drum Rollers**

### **Vibratory Rollers - Single Drum**

V305EH	Walk-Behind Roller Honda 10.7HP 29 wide	\$14,995.00
--------	---	-------------

### **Vibratory Rollers - Double Drum**

MRH601DS	Roller 2400 lb.force Kubota EA330E3	\$18,500.00
MRH800GS	Walk-Behind Roller Honda GX390 26 wide	\$19,950.00

## **Compaction Rollers (Heavy)**

### **Tandem Drum Asphalt**

AR14H	Ride-On Roller Honda GX630 36 wide	\$19,995.00
-------	------------------------------------	-------------

### **Tandem Drum Asphalt Accessories**

Not responsible for typographical errors. All prices and specifications are subject to change without prior notice. All prices are confidential. Reproduction or distribution without express permission by Multiquip Inc. is prohibited. Note: specifications contained herein are for general descriptive purpose only; please refer to product literature or consult with Multiquip for full specifications.

\*\* Actual freight to apply.

MULTIQUIP INC.  
 POST OFFICE BOX 6254 • CARSON, CA 90749  
 310-537-3700 • 800-421-1244 • FAX: 310-537-3927  
 E-MAIL: mq@multiquip.com • www.multiquip.com

**Multiquip Inc.****2019 Price Schedule****Date: 01/09/2019**

Prepared By: Rob Thompson

Prepared for:

@06VI-2 (418369)

18910 Wilmington Ave

Carson, CA 90746

BK8255066	Alarm Back Up	\$106.80
<b>MQ/Rammax Articulated Trench</b>		
RX1575	Artc Trench Roller Yanmar w/drum exten	\$42,995.00
RX157533	Articulating Trench Roller 33 drum	\$42,995.00
<b>MQ/Rammax Articulated Trench Roller Accessories</b>		
KIT24V	Kit Drum 24 for RX1510 artic. roller	\$4,147.00
KIT33V	Kit Drum 33 for RX1510 artic. roller	\$4,147.00
KIT33X	Kit Complete Drum Retrofit w/ Rem.Rings	\$5,100.00
KIT33XRS	Kit Bolt-on Ring Extensions & Scrapers	\$1,075.00
KIT24B	24 Drum / Scraper set for RX1575	\$4,195.00
KIT1575BAR	Shutdown Safety Bar Retrofit Kit RX1575	\$500.00
1504497	Charging tool IR Remote Control	\$287.02
<b>MQ/Rammax Trench Roller Drum &amp; Scraper Kits</b>		
KIT24A	Kit Pad Drum & Scraper 24 for RW1515/85	\$4,295.00
KIT33A	Kit Pad Drum & Scraper 33 for RW1515/85	\$4,295.00
<b>Echo Barrier</b>		
<b>Echo Barrier Panels</b>		
EBH9	NoiseBarrier NR 38.5 dB;NA 97 (MQ logo)	\$285.00
EBH9B	Noise Barrier NR 38.5 dB; NA 97 (Blank)	\$285.00
EBH10	NoiseBarrier NR 40.1 dB; NA 96 (MQ Logo)	\$305.00
EBH10B	Noise Barrier NR 40.1 dB; NA 96 (Blank)	\$305.00
<b>Echo Barrier Panel Accessories</b>		
EBH	Reverse Hook (Qty 200)	\$400.00
EBB	Bungee 12 ; .30m (Qty 100)	\$50.00
EBFK	Fitting Kit (covers 4 sections)	\$3.25

Not responsible for typographical errors. All prices and specifications are subject to change without prior notice. All prices are confidential. Reproduction or distribution without express permission by Multiquip Inc. is prohibited. Note: specifications contained herein are for general descriptive purpose only; please refer to product literature or consult with Multiquip for full specifications.

\*\* Actual freight to apply.

MULTIQUIP INC.  
POST OFFICE BOX 6254 • CARSON, CA 90749  
310-537-3700 • 800-421-1244 • FAX: 310-537-3927  
E-MAIL: mq@multiquip.com • www.multiquip.com

# Multiquip Inc.

2019 Price Schedule

Date: 01/09/2019



Prepared By: Rob Thompson

Prepared for:  
@06VI-2 (418369)  
18910 Wilmington Ave  
Carson, CA 90746

EBVFK	Fitting Kit -Vert covers 4 sect (Qty 25)	\$475.00
EBSCS	Vinyl Security Cble 11.5 Ft; 3.5m (Qty1)	\$17.50
EBSCX	Vinyl Security Cable 23Ft; 7m (Qty 1)	\$35.00
EBSCXL	Vinyl Anti-Theft Cable 40Ft;13m (Qty 1)	\$45.00

Not responsible for typographical errors. All prices and specifications are subject to change without prior notice. All prices are confidential. Reproduction or distribution without express permission by Multiquip Inc. is prohibited. Note: specifications contained herein are for general descriptive purpose only; please refer to product literature or consult with Multiquip for full specifications.  
\*\* Actual freight to apply.

MULTIQUIP INC.  
POST OFFICE BOX 6254 • CARSON, CA 90749  
310-537-3700 • 800-421-1244 • FAX: 310-537-3927  
E-MAIL: [mq@multiquip.com](mailto:mq@multiquip.com) • [www.multiquip.com](http://www.multiquip.com)



Prepared By: Rob Thompson

Prepared for:  
 @06VI-2 (418369)  
 18910 Wilmington Ave  
 Carson, CA 90746

## Concrete Placement and Mixers

### Mixers and Mud Tubs

#### Mix N Go Concrete Mixers

MC3PEA	Mixer-Conc Poly Drum 115V elec 3cf	\$820.00
MC3SEA	Mixer-Conc Steel Drum 115V elec 3cf	\$845.00

#### Concrete Mixers

MC44SE	Mixer-Conc 1/2HP 115V 1-phase 4cf Steel	\$2,500.00
MC44SH	Mixer-Conc Honda GX-120 4cf Steel	\$2,690.00
MC64PE	Mixer-Conc 1.5HP 115/230V 1-ph 6cf Poly	\$3,720.00
MC64SE	Mixer-Conc 1.5HP 115/230V 1-ph 6cf Stl	\$3,415.00
MC64PH5	Mixer-Conc Honda GX-160 6cf Poly	\$3,805.00
MC64SH5	Mixer-Conc Honda GX-160 6cf Steel	\$3,415.00
MC64PH8	Mixer-Conc Honda GX-240 6cf Poly	\$4,050.00
MC64SH8	Mixer-Conc Honda GX-240 6cf Steel	\$3,680.00
MC94PE	Mixer-Conc 1.5HP 115/230V 1-ph 9cf Poly	\$4,470.00
MC94SE	Mixer-Conc 1.5HP 115/230V 1-ph 9cf Stl	\$4,240.00
MC94PH8	Mixer-Conc Honda GX-240 9cf Poly	\$4,475.00
MC94SH8	Mixer-Conc Honda GX-240 9cf Steel	\$4,215.00
MC12PH	Mixer-Conc Honda GX-340 12cf Poly	\$5,290.00

#### Whiteman Mortar Mixers

WM45E	Mixer-Mortar 1HP 115/230V 1ph 4.5cf	\$2,520.00
WM45H	Mixer-Mortar Honda 4.8HP 4.5cf	\$2,720.00
WM63E	Mixer-Mortar 6.3cf Towable Elect 1.5hp	\$2,865.00
WM63H5	Mixer-Mortar 6.3cf Towable Honda 4.8hp	\$3,070.00

Not responsible for typographical errors. All prices and specifications are subject to change without prior notice. All prices are confidential. Reproduction or distribution without express permission by Multiquip Inc. is prohibited. Note: specifications contained herein are for general descriptive purpose only; please refer to product literature or consult with Multiquip for full specifications.

\*\* Actual freight to apply.

MULTIQUIP INC.  
 POST OFFICE BOX 6254 • CARSON, CA 90749  
 310-537-3700 • 800-421-1244 • FAX: 310-537-3927  
 E-MAIL: mq@multiquip.com • www.multiquip.com

**Multiquip Inc.**  
**2019 Price Schedule**  
**Date: 01/09/2019**



Prepared By: Rob Thompson

Prepared for:  
 @06VI-2 (418369)  
 18910 Wilmington Ave  
 Carson, CA 90746

WM63H8	Mixer-Mortar 6.3cf Towable Honda 7.9hp	\$3,340.00
WM70PE	Mixer-Mortar 1.5HP 115/230V 1-ph 7cf Pol	\$3,555.00
WM70PH5	Mixer-Mortar Honda GX-160 7cf Poly	\$3,580.00
WM70PH8	Mixer-Mortar Honda GX-240 7cf Poly	\$3,945.00
WM70PH8X	Mixer-Mortar Honda GX-240 skid 7cf Poly	\$3,945.00
WM70SE	Mixer-Mortar 1.5HP 115/230V 1-ph 7cf St	\$3,230.00
WM70SH5	Mixer-Mortar Honda GX-160 7cf Steel	\$3,345.00
WM70SH8	Mixer-Mortar Honda GX-240 7cf Steel	\$3,580.00
WM90PE	Mixer-Mortar 3HP 230V 1-phase 9cf Poly	\$4,235.00
WM90PH8	Mixer-Mortar Honda GX-240 9cf Poly	\$4,255.00
WM90PH8X	Mixer-Mortar Honda GX-240 skid 9cf Poly	\$4,255.00
WM90SE	Mixer-Mortar 3HP 230V 1-phase 9cf Steel	\$3,895.00
WM90SH8	Mixer-Mortar Honda GX-240 9cf Steel	\$3,795.00
WM120PHD	Mixer-Mortar Honda GX390QA w/hyd dump	\$8,350.00
WM120SHHD	Mixer-Mortar Honda GX390QA w/hyd dump	\$7,925.00
WM120SE1D	Mixer-Mortar 5HP 230V 1-phase hyd dump	\$8,625.00
WM120SE3D	Mixer-Mortar 5HP 230/460V 3P hyd dump	\$8,520.00

**Essick Plaster/Mortar Mixers**

EM70SE	Mixer-Mortar 1.5HP 115/230V 1-ph 7cf St	\$3,295.00
EM70SH5	Mixer-Mortar Honda GX-160 7cf Steel	\$3,400.00
EM70SH8	Mixer-Mortar Honda GX-240 7cf Steel	\$3,700.00
EM90SE	Mixer-Mortar 3HP 230V 1-phase 9cf Steel	\$3,970.00
EM90SH8	Mixer-Mortar Honda GX-240 9cf Steel	\$3,860.00
EM120HYD	Mixer-Mortar 12cf Hyd Drive Towable	\$7,985.00

Not responsible for typographical errors. All prices and specifications are subject to change without prior notice. All prices are confidential. Reproduction or distribution without express permission by Multiquip Inc. is prohibited. Note: specifications contained herein are for general descriptive purpose only; please refer to product literature or consult with Multiquip for full specifications.

\*\* Actual freight to apply.

MULTIQUIP INC.  
 POST OFFICE BOX 6254 • CARSON, CA 90749  
 310-537-3700 • 800-421-1244 • FAX: 310-537-3927  
 E-MAIL: mq@multiquip.com • www.multiquip.com

**Multiquip Inc.**  
**2019 Price Schedule**  
**Date: 01/09/2019**



Prepared By: Rob Thompson

Prepared for:  
 @06VI-2 (418369)  
 18910 Wilmington Ave  
 Carson, CA 90746

EM12M	Essick 12CF mixer Mech. Drive Honda	\$6,335.00
EM12ME51	Essick 12CF mixer Mech Drive 5HP 1-Ph	\$7,370.00
EM12ME53	Essick 12CF mixer Mech Drive 5HP 3-Ph	\$6,955.00
EMSTAB	Rear Stabilizer Kit EM12M Essick mixer	\$185.00

**Essick Stationary Plaster/Mortar Mixers**

PRO12	Mixer-Mortar 12cf skid over center dump	\$9,225.00
PRO12E51	Mixer-Mortar 12cf skid 5HP 1 230V only	\$10,400.00
PRO12E53	Mixer-Mortar 12cf skid 5HP 3 230V only	\$10,050.00
PRO12E53-460V	Mixer-Mortar 12cf skid 5HP 3 460V	\$10,050.00

**Whiteman Mortar Mixers - Canadian Units**

WM70SH5C	Mixer-Mortar Honda GX-160 7cf Steel CAN	\$3,330.00
WM70SH8C	Mixer-Mortar Honda GX-240 7cf Steel CAN	\$3,665.00

**Mixer Tow Bars**

HPC1	Hitch-Mixer 1 Pin-7 9 12mort/allcon35	\$90.00
HLC1	Hitch-Mixer Loop - 7 9 12mort/allcon35	\$90.00
HBC1	Hitch-Mixer 2 Ball 7 9 12mort/allcon35	\$90.00

**Mud Tubs**

MUDTUB	Multiquip Mud Tub 10cf cap. stationary	\$400.00
MUDTUBW	Multiquip Mud Tub 10cf cap. w/ wheels	\$685.00

**Rebar Cutters and Benders**

**Rebar Cutters**

HBC19B	Rebar Cutter Hand Held 3/4 Grade 60	\$2,025.00
HBC25B	Rebar Cutter Hand Held 1 Grade 60	\$2,535.00

**Rebar Benders**

MB25A	Rebar Bender Bench Type 1 Grade 60	\$5,880.00
-------	------------------------------------	------------

Not responsible for typographical errors. All prices and specifications are subject to change without prior notice. All prices are confidential. Reproduction or distribution without express permission by Multiquip Inc. is prohibited. Note: specifications contained herein are for general descriptive purpose only; please refer to product literature or consult with Multiquip for full specifications.  
 \*\* Actual freight to apply.

MULTIQUIP INC.  
 POST OFFICE BOX 6254 • CARSON, CA 90749  
 310-537-3700 • 800-421-1244 • FAX: 310-537-3927  
 E-MAIL: mq@multiquip.com • www.multiquip.com

**Multiquip Inc.****2019 Price Schedule****Date: 01/09/2019**

Prepared By: Rob Thompson

Prepared for:

@06VI-2 (418369)

18910 Wilmington Ave

Carson, CA 90746

**Rebar Cutters and Benders - Canadian****Rebar Cutters - Canadian**

HBC19BCSA	Rebar Cutter Hand Held 3/4 Grade 60	\$2,823.00
HBC25BCSA	Rebar Cutter Hand Held 1 Grade 60	\$3,486.00

**Rebar Benders - Canadian**

MB25ACSA	Rebar Bender Bench Type 1 Grade 60	\$7,834.00
----------	------------------------------------	------------

**Concrete Vibrators****MGX Concrete Vibrators**

MGX1	FlexShaft Vibrator Univ. Motor NOT AVAIL	\$508.00
MGX12325	Vibr Assy. 0.905 Head 9.5 Length 115V	\$675.00
MGX12810	Vibr Assy. 1.10 Head 4.7 Length 115V	\$585.00
MGX12825	Vibr Assy. 1.10 Head 9.5 Length 115V	\$685.00
MGX13225	Vibr Assy. 1.25 Head 9.5 Length 115V	\$710.00
MGX13810	Vibr Assy. 1.50 Head 4.7 Length 115V	\$635.00
MGX13825	Vibr Assy. 1.50 Head 9.5 Length 115V	\$710.00

**Power Sources**

CV1A	Vibrator Motor 1HP 115V w/ 15 Amp plug	\$605.00
CV2A	Vibrator Motor 2HP 115V w/ 15 Amp plug	\$705.00
CV2B	Vibrator motor 2HP 230V w/out plug	\$705.00
CV2E	Vibrator Motor 2hp 230V	\$705.00
CV3A	Vibrator motor 3HP 115V w/ 20 Amp Plug	\$805.00
CV3B	Vibrator motor 3HP 230V w/out Plug	\$805.00
G55H	VIBRATORY MOTOR STATIONARY HONDA GX160	\$1,650.00
BP25H	DISCONTINUED NLA	\$2,350.00

Not responsible for typographical errors. All prices and specifications are subject to change without prior notice. All prices are confidential. Reproduction or distribution without express permission by Multiquip Inc. is prohibited. Note: specifications contained herein are for general descriptive purpose only; please refer to product literature or consult with Multiquip for full specifications.

\*\* Actual freight to apply.

MULTIQUIP INC.  
POST OFFICE BOX 6254 • CARSON, CA 90749  
310-537-3700 • 800-421-1244 • FAX: 310-537-3927  
E-MAIL: [mq@multiquip.com](mailto:mq@multiquip.com) • [www.multiquip.com](http://www.multiquip.com)



**Multiquip Inc.**  
**2019 Price Schedule**  
**Date: 01/09/2019**



Prepared By: Rob Thompson

Prepared for:  
 @06VI-2 (418369)  
 18910 Wilmington Ave  
 Carson, CA 90746

BPX	VIBRATOR MOTOR BACKPACK	\$2,220.00
<b>Flex Shafts (900-1300 Steel Heads)</b>		
FSN2	Flex-Shaft Narrow 2 for pencil heads	\$145.00
FSN7	Flex-Shaft Narrow 7 for pencil heads	\$200.00
FSN10	Flex-Shaft Narrow 10 for pencil heads	\$235.00
FSN12	Flex-Shaft Narrow 12 for pencil heads	\$255.00
FSN14	Flex-Shaft Narrow 14 for pencil heads	\$280.00
FSN21	Flex-Shaft Narrow 21 for pencil heads	\$370.00
<b>Flex Shafts (1400-2600 Steel Heads)</b>		
FS10	Shaft 10 for 1400 2600HD all RHV head	\$260.00
FS12	Shaft 12 for 1400 2600HD all RHV head	\$280.00
FS14	Shaft 14 for 1400 2600HD all RHV head	\$305.00
FS21	Shaft 21 for 1400 2600HD all RHV head	\$395.00
FS3	Shaft 3 for 1400 2600HD all RHV heads	\$170.00
FS7	Shaft 7 for 1400 2600HD all RHV heads	\$225.00
<b>Steel Heads (FSN Series Shafts)</b>		
900HD	Vibrator Head 7/8 diameter steel	\$245.00
1000HD	Vibrator Head 1-1/16 diameter steel	\$255.00
<b>Steel Heads (FS Series Shafts)</b>		
1400HD	Vibrator Head 1-3/8 diameter steel	\$295.00
1700HD	Vibrator Head 1-11/16 diameter steel	\$305.00
2100HD	Vibrator Head 2-1/8 diameter steel	\$315.00
2600HD	Vibrator Head 2-5/8 diameter steel	\$405.00
<b>Flex Shaft Connectors &amp; Accessories</b>		
FSC	Vibrator-Connector to extend FS shafts	\$350.00

Not responsible for typographical errors. All prices and specifications are subject to change without prior notice. All prices are confidential. Reproduction or distribution without express permission by Multiquip Inc. is prohibited. Note: specifications contained herein are for general descriptive purpose only; please refer to product literature or consult with Multiquip for full specifications.  
 \*\* Actual freight to apply.

MULTIQUIP INC.  
 POST OFFICE BOX 6254 • CARSON, CA 90749  
 310-537-3700 • 800-421-1244 • FAX: 310-537-3927  
 E-MAIL: mq@multiquip.com • www.multiquip.com

**Multiquip Inc.**  
**2019 Price Schedule**  
**Date: 01/09/2019**



Prepared By: Rob Thompson

Prepared for:  
 @06VI-2 (418369)  
 18910 Wilmington Ave  
 Carson, CA 90746

13883-501	W/A VIBR-CONNECTOR TO EXTEND 382V - NLA	\$0.00
-----------	---	--------

**High Cycle Concrete Vibrators**

180EC100	Vibr-Hi Cycle Ext. cord 12 gauge 100	\$405.00
180EC50	Vibr-Hi Cycle Ext. cord 12 gauge 50	\$255.00
FXA50A4	Vibr-Hi Cycle 2 diam. 13 hose	\$1,800.00
FXA50A6	Vibr-Hi Cycle 2 diam. 20 hose	\$2,025.00
FXA60A4	Vibr-Hi Cycle 2.375 diam. 13 hose	\$2,050.00
FXA60A6	Vibr-Hi Cycle 2.375 diam. 20 hose	\$2,275.00

**High Cycle Concrete Vibrator Accessories**

FXAKIT10FT	10 Foot Extension FXA	\$399.00
VC1A	Vibr-Micon Ctrlr 60Hz for VH32/42/52	\$1,725.00
VC2B	Vibr-Micon Ctrlr 60Hz for VH32/42/52	\$3,015.00
FXAKIT20FT	20 Foot Extension FXA	\$549.00
VHKIT10FT	10 Foot Extension VH	\$600.00
VHKIT20FT	20 Foot Extension VH	\$1,100.00

**Micon Concrete Vibrators**

VHKIT10FT	10 Foot Extension VH	\$600.00
VHKIT20FT	20 Foot Extension VH	\$1,100.00
VH32A4M	Vibr-Micon 1.25 diam. 13 hose	\$1,935.00
VH32A6M	Vibr-Micon 1.25 diam. 20 hose	\$2,035.00
VH42A4M	Vibr-Micon 1.67 diam. 13 hose	\$2,010.00
VH42A6M	Vibr-Micon 1.67 diam. 20 hose	\$2,110.00
VH52A4M	Vibr-Micon 2 diam. 13 hose	\$2,185.00
VH52A6M	Vibr-Micon 2 diam. 20 hose	\$2,285.00

Not responsible for typographical errors. All prices and specifications are subject to change without prior notice. All prices are confidential. Reproduction or distribution without express permission by Multiquip Inc. is prohibited. Note: specifications contained herein are for general descriptive purpose only; please refer to product literature or consult with Multiquip for full specifications.  
 \*\* Actual freight to apply.

MULTIQUIP INC.  
 POST OFFICE BOX 6254 • CARSON, CA 90749  
 310-537-3700 • 800-421-1244 • FAX: 310-537-3927  
 E-MAIL: mq@multiquip.com • www.multiquip.com

**Multiquip Inc.****2019 Price Schedule****Date: 01/09/2019**

Prepared By: Rob Thompson

Prepared for:

@06VI-2 (418369)

18910 Wilmington Ave

Carson, CA 90746

VHWEC100	Vib-Micon Ext. cord(SEE BASIC DATA TEXT)	\$899.00
----------	--	----------

**Power Buggies****Power Buggies**

WBH-16	Buggy Honda GX390 Recoil start	\$11,475.00
WBH-16E	Buggy Honda GX390 Electric Start	\$12,050.00
WBH-16EF	Buggy Honda GX390 Elect Strt Foam tires	\$12,600.00
WBH-16F	Buggy Honda GX390 Recoil Foam tires	\$12,020.00
WBH-21EF	Buggy Vanguard 18HP 21cf Poly Tub	\$13,330.00
WBH-21EFP	Buggy Vanguard 18HP 21cf Propane Fuel	\$16,250.00

**AWD Power Buggies**

WBH-16EAWD	Buggy Vanguard Electric Start AWD	\$15,025.00
WBH-16EAWDF	Buggy Vanguard Elect Strt AWD Foam tire	\$15,530.00

**Track-Drive Power Buggies**

WTB-16	Buggy Track Honda GX690 Electric Start	\$22,750.00
--------	--	-------------

**TuffTruk Power Buggies**

TB11E	Tufftruk buggy walk behind Electric 24V	\$12,425.00
TB11G	Tufftruk buggy walk behind Honda gasoli	\$10,500.00

**TuffTruk Power Buggy Accessories**

TTBH	Opt Acc Tufftruk tow ball hitch	\$580.00
TSP	Opt AccTufftruk snow plough blade Tbar	\$1,395.00
TBLADE	Opt Acc Tufftruk snow plough replaceme	\$1,095.00
FTB	Opt Acc Tufftruk snow plough tool bar	\$325.00
TFB33	Opt Acc Tufftruk flatbed kit 33 inch	\$895.00
TFB29	Opt Acc Tufftruk flatbed kit 29 inch	\$835.00
TLP	Opt Acc Tufftruk log pole x 2	\$245.00

Not responsible for typographical errors. All prices and specifications are subject to change without prior notice. All prices are confidential. Reproduction or distribution without express permission by Multiquip Inc. is prohibited. Note: specifications contained herein are for general descriptive purpose only; please refer to product literature or consult with Multiquip for full specifications.

\*\* Actual freight to apply.

**MULTIQUIP INC.**

POST OFFICE BOX 6254 • CARSON, CA 90749

310-537-3700 • 800-421-1244 • FAX: 310-537-3927

E-MAIL: mq@multiquip.com • www.multiquip.com

**Multiquip Inc.**  
**2019 Price Schedule**  
**Date: 01/09/2019**



Prepared By: Rob Thompson

Prepared for:  
@06VI-2 (418369)  
18910 Wilmington Ave  
Carson, CA 90746

TTE	Opt Acc Tufftruk tub ext. light mat only	\$285.00
TT7	Opt Acc Tufftruk tub only 7.0 cf	\$775.00
TT11	Opt Acc Tufftruk tub only 10.6 cf	\$965.00

Not responsible for typographical errors. All prices and specifications are subject to change without prior notice. All prices are confidential. Reproduction or distribution without express permission by Multiquip Inc. is prohibited. Note: specifications contained herein are for general descriptive purpose only; please refer to product literature or consult with Multiquip for full specifications.  
\*\* Actual freight to apply.

MULTIQUIP INC.  
POST OFFICE BOX 6254 • CARSON, CA 90749  
310-537-3700 • 800-421-1244 • FAX: 310-537-3927  
E-MAIL: mq@multiquip.com • www.multiquip.com



Prepared By: Rob Thompson

Prepared for:  
 @06VI-2 (418369)  
 18910 Wilmington Ave  
 Carson, CA 90746

## Concrete Finishing and Pumps

### Whiteman Walk Behind Trowels

#### C-Series

CA4HC	TROWEL 24 HONDA GX120 CENT CLUTCH	\$2,625.00
CA4HM	TROWEL 24 HONDA GX120 MAN CLUTCH W/QP	\$2,795.00

#### J-Series

J36E2	TROWEL 36 115/230V ADJ CLUTCH STD HNDL	\$4,075.00
J36H55	TROWEL 36 HONDA GX160	\$2,575.00
J36H90H	TROWEL 36 HONDA GX270 HIGH SPEED	\$2,790.00
J36S60	TROWEL 36 SUBARU EX170	\$2,050.00
J3036H55	TROWEL 30 /36 HONDA GX160 CONVERT	\$2,775.00

#### B-Series

B46H11H	TROWEL 46 HONDA GX340 HIGH SPEED	\$3,245.00
B46H90	TROWEL 46 HONDA GX270	\$3,140.00

#### HD-Series

HDA48413H	TROWEL 48 HONDA GX390 HEAVY DUTY	\$5,070.00
-----------	----------------------------------	------------

#### Pro Trowels

PRO36	TROWEL PRO 36 HONDA GX270 W/HANDLE	\$5,495.00
PRO46	TROWEL PRO 46 HONDA GX340 W/HANDLE	\$5,895.00
PRO36BLD	BLADE FRESNO 4 X 45 36 PROTROWEL	\$180.00
PRO46BLD	BLADE FRESNO 4 X 55 46 PROTROWEL	\$195.00

#### InstaClutch Series

JH55C	TROWEL 36 HONDA FRICTION CLUTCH SEE BDT	\$2,835.00
-------	--	------------

Not responsible for typographical errors. All prices and specifications are subject to change without prior notice. All prices are confidential. Reproduction or distribution without express permission by Multiquip Inc. is prohibited. Note: specifications contained herein are for general descriptive purpose only; please refer to product literature or consult with Multiquip for full specifications.

\*\* Actual freight to apply.

MULTIQUIP INC.  
 POST OFFICE BOX 6254 • CARSON, CA 90749  
 310-537-3700 • 800-421-1244 • FAX: 310-537-3927  
 E-MAIL: mq@multiquip.com • www.multiquip.com

**Multiquip Inc.**  
**2019 Price Schedule**  
**Date: 01/09/2019**



Prepared By: Rob Thompson

Prepared for:  
 @06VI-2 (418369)  
 18910 Wilmington Ave  
 Carson, CA 90746

JS60C	TROWEL 36 SUBARU FRICTION CLUTCH SEEBDT	\$2,485.00
JH90C	TROWEL 36 HONDA FRICTION CLUTCH SEE BDT	\$3,125.00
BH90C	TROWEL 46 HONDA GX270 FRICTION CLUTCH	\$3,350.00
BH11C	TROWEL 46 HONDA FRICTION CLUTCH SEEBDT	\$3,415.00

**Trowel Handles**

QPH AFC	HANDLE TROWEL QP FOLDING CA4HC	\$570.00
QXHC	HANDLE TROWEL QP FRICTION CLUTCH	\$705.00
QXH	HANDLE TROWEL QP	\$625.00
QXHD	HANDLE TROWEL QP HD	\$670.00
STHAC	HANDLE TROWEL STD CA4HC	\$505.00
SXHC	HANDLE TROWEL STD FRICTION CLUTCH	\$535.00
SXHD	HANDLE TROWEL STD HD	\$520.00
SXH	HANDLE TROWEL STD	\$475.00

**Power Trowel Accessories**

23165	STRAP LIFTING 36 LONG	\$50.00
9177	TROWEL ARM ADJUSTMENT 48 HD ROT	\$80.00
1817	TROWEL ARM ADJUSTMENT 36 /46	\$80.00
QPDIS	WBT HANDLE QP DISSASSEMBLY TOOL	\$405.00
LOWSPEEDKITJB	LOW SPEED KIT JB FINISHER (SEE BDT)	\$41.00
TROWELSTAND	STAND DISPLAY TROWEL (FITS 36/46)	\$500.00

**Whiteman Ride On Power Trowels**

**Mechanical Drive**

Not responsible for typographical errors. All prices and specifications are subject to change without prior notice. All prices are confidential. Reproduction or distribution without express permission by Multiquip Inc. is prohibited. Note: specifications contained herein are for general descriptive purpose only; please refer to product literature or consult with Multiquip for full specifications.  
 \*\* Actual freight to apply.

MULTIQUIP INC.  
 POST OFFICE BOX 6254 • CARSON, CA 90749  
 310-537-3700 • 800-421-1244 • FAX: 310-537-3927  
 E-MAIL: mq@multiquip.com • www.multiquip.com

**Multiquip Inc.**  
**2019 Price Schedule**  
**Date: 01/09/2019**



Prepared By: Rob Thompson

Prepared for:  
 @06VI-2 (418369)  
 18910 Wilmington Ave  
 Carson, CA 90746

HHNG5	ROT 8 MECH 5 BLD GAS B&S	\$21,695.00
HHXDF5	ROT 8 MECH 5 BLD HYD STEER GAS KUBOTA	\$32,850.00
JWN24HTCSL	ROT 6 MECH 4 BLD GAS HONDA	\$15,275.00
JWN24HSCSL	ROT 6 MECH 4 BLD GAS HONDA SINGLE PITCH	\$14,100.00
HTN27KTCSL	ROT 8 MECH 4 BLD GAS KOHLER	\$18,225.00

**Hydrostatic Drive**

STXDF	ROT 10 HYD 6 BLD GAS/LPG FORD	\$69,995.00
HTXG6DF	ROT 8 HYD 6 BLD GAS/LPG PSI	\$48,975.00
HTX6H	ROT 8 HYD 6 BLD DIESEL HATZ	\$58,845.00
STX6H	ROT 10 HYD 6 BLD DIESEL HATZ	\$63,940.00

**Ride On Trowel Accessories**

EMR2	ROT EASY MOVER JTO/JTN/JWN/HTO /HTN/HHN	\$535.00
EMR3	ROT EASY MOVER HHN/HTX/STX	\$1,495.00
42936	ROT UMBRELLA ACCESSORY	\$235.00
30006	ROT TANK LPG 33.5	\$344.25

**Power Trowel Blades & Pans**

**Trowel Blades**

C10464	BLADE COMBO ENDURO 8 x 18 46 /48 TROWEL	\$23.00
C10844	BLADE COMBO ENDURO 8 x 14 36 TROWEL	\$20.00
C10816	BLADE COMBO ENDURO 8 x 16 48 6-BLADE ROT	\$27.00
C11997	BLADE COMBO ENDURO 8 x 23 60 ROT	\$36.00
C334	BLADE COMBO 8 x 10.5 30 TROWEL	\$19.00

Not responsible for typographical errors. All prices and specifications are subject to change without prior notice. All prices are confidential. Reproduction or distribution without express permission by Multiquip Inc. is prohibited. Note: specifications contained herein are for general descriptive purpose only; please refer to product literature or consult with Multiquip for full specifications.  
 \*\* Actual freight to apply.

MULTIQUIP INC.  
 POST OFFICE BOX 6254 • CARSON, CA 90749  
 310-537-3700 • 800-421-1244 • FAX: 310-537-3927  
 E-MAIL: mq@multiquip.com • www.multiquip.com

**Multiquip Inc.**  
**2019 Price Schedule**  
**Date: 01/09/2019**



Prepared By: Rob Thompson

Prepared for:  
 @06VI-2 (418369)  
 18910 Wilmington Ave  
 Carson, CA 90746

C464	BLADE COMBO 8 x 18 46 & 48 TROWEL	\$19.00
C464R	BLADE COMBO 8 x 18 46 /48 ROT	\$22.00
C844	BLADE COMBO 8 x 14 36 TROWEL	\$16.00
C8160	BLADE COMBO REV 8 X 16 48 6BLD ROT	\$24.00
CL444F	BLADE FLOAT 10 x 18 46 /48 TROWEL	\$25.00
CL954F	BLADE FLOAT 10 x 14 36 TROWEL	\$18.50
C844R	BLADE COMBO 8 x 14 36 ROT	\$18.00
F10400	BLADE FINISH ENDURO 6 x 18 46 /48 TROW	\$21.00
F10616	BLADE FINISH ENDURO 6 x 16 48 6BLD ROT	\$23.00
F10900	BLADE FINISH ENDURO 6 x 14 36 TROWEL	\$15.00
F11401	BLADE-FINISH CLIP-ON 6 x 18 TROWEL	\$21.00
F11990	BLADE FINISH ENDURO 6 x 23 60 ROT	\$31.00
F300	BLADE FINISH 6 x 10.5 30 TROWEL	\$17.00
F616	BLADE FINISH 6 x 16 48 6BLD ROT	\$19.30
F400	BLADE FINISH 6 x 18 46 /48 TROWEL	\$14.30
F900	BLADE FINISH 6 x 14 36 TROWEL	\$12.70
QB1856	BAR MOUNTING QC BLADE 46 / 48 TROWEL	\$20.00
QB1857	BAR MOUNTING QC BLADE 36 TROWEL	\$16.00
QC10871	BLADE COMBO ENDURO QC 8 x 14 36 TROWEL	\$20.00
QC10873	BLADE COMBO ENDURO QC 8x18 46 /48 TROWEL	\$25.00
QC1871	BLADE COMBO 8 x 14 QC 36 TROWEL	\$18.50
QC1873	BLADE COMBO 8 x 18 QC 46 /48 TROWEL	\$21.00

Not responsible for typographical errors. All prices and specifications are subject to change without prior notice. All prices are confidential. Reproduction or distribution without express permission by Multiquip Inc. is prohibited. Note: specifications contained herein are for general descriptive purpose only; please refer to product literature or consult with Multiquip for full specifications.

\*\* Actual freight to apply.

MULTIQUIP INC.  
 POST OFFICE BOX 6254 • CARSON, CA 90749  
 310-537-3700 • 800-421-1244 • FAX: 310-537-3927  
 E-MAIL: mq@multiquip.com • www.multiquip.com



**Multiquip Inc.**  
**2019 Price Schedule**  
**Date: 01/09/2019**



Prepared By: Rob Thompson

Prepared for:  
 @06VI-2 (418369)  
 18910 Wilmington Ave  
 Carson, CA 90746

QF10872	BLADE FINISH ENDURO QC 6 x 14 36 TROWEL	\$16.00
QF10874	BLADE FINISH ENDURO QC 6x18 46 /48 TRWL	\$18.00
QF1872	BLADE FINISH QC 6 x 14 36 TROWEL	\$13.00
RC818	BLADE COMBO REV ENDURO 8 x 18 48 ROT	\$25.00
RC816	BLADE COMBO REV ENDURO 8 x16 48 6BL ROT	\$28.00
QS1869	BLADE SNAP PIN FOR QC BLADE(2 PER BLADE)	\$2.00
QF1874	BLADE FINISH QC 6 x 18 46 /48 TROWEL	\$14.00
SPR8160	BLADE COMBO 8 x 16 36 TROWEL/SUPERIOR	\$22.25
SPR8180	BLADE COMBO 8x18 46 /48 TROWEL/SUPERIOR	\$23.25

**Trowel Blades - Edgers**

30698	BLADE COMBO EDGER 30 8 X 10.5 TROWEL	\$27.20
30699	BLADE COMBO EDGER 36 8 X 14 TROWEL	\$29.00
C244	BLADE COMBO EDGER 5 x 9.2 24 TROWEL	\$14.00

**Trowel Blades - Poly**

F400PL	BLADE FINISH POLY 6 x 18 46 /48 TROWEL	\$108.00
F900PL	BLADE FINISH POLY 6 X 14 36 TROWEL	\$96.00
F616PL	BLADE FINISH POLY 6 X 16 46 6BLD ROT	\$115.00

**Float Pans**

11017W	PAN FLOAT 46 4 BLADE SF ROT	\$237.00
11032	PAN FLOAT 36 4 BLADE SF ROT	\$140.00
12093W	PAN FLOAT 46 5 BLADE SF ROT	\$237.00
12271	PAN FLOAT 46 4 BLADE FLAT ALL	\$237.00
12272	PAN FLOAT 46 5 BLADE FLAT ROT	\$237.00

Not responsible for typographical errors. All prices and specifications are subject to change without prior notice. All prices are confidential. Reproduction or distribution without express permission by Multiquip Inc. is prohibited. Note: specifications contained herein are for general descriptive purpose only; please refer to product literature or consult with Multiquip for full specifications.  
 \*\* Actual freight to apply.

MULTIQUIP INC.  
 POST OFFICE BOX 6254 • CARSON, CA 90749  
 310-537-3700 • 800-421-1244 • FAX: 310-537-3927  
 E-MAIL: mq@multiquip.com • www.multiquip.com

**Multiquip Inc.****2019 Price Schedule****Date: 01/09/2019**

Prepared By: Rob Thompson

Prepared for:

@06VI-2 (418369)

18910 Wilmington Ave

Carson, CA 90746

20646	PAN FLOAT LATCH PIN	\$3.00
21550	PAN FLOAT 24 4 BLADE FLAT WBT	\$98.00
2870	PAN FLOAT 36 4 BLADE FLAT W/BLOCK WBT	\$190.00
2871	PAN FLOAT 46 4 BLADE FLAT W/BLOCK WBT	\$237.00
32608W	PAN FLOAT 46 6 BLADE SF ROT	\$237.00
30696	PAN FLOAT 30 4 BLADE EDGER FLAT WBT	\$110.00
30697	PAN FLOAT 36 4 BLADE EDGER FLAT WBT	\$120.00
11979	PAN FLOAT 60 6 BLADE SF ROT	\$360.00

**Z-Clip Float Pans**

12272WZ	PAN FLOAT 46 5 BLADE FLAT Z-CLIP ROT	\$237.00
12093WZ	PAN FLOAT 46 5 BLADE SF Z CLIP ROT	\$237.00
32608WZ	PAN FLOAT 46 6 BLADE SF Z-CLIP ROT	\$237.00
32690WZ	PAN FLOAT 46 6 BLADE FLAT Z-CLIP ROT	\$237.00

**Whiteman Vibratory Screed****Engine-Powered - Truss Sections**

MSHE25	TRUSS SECTION 2.5 W/ SHAFT VIBRATION	\$825.00
MSHE50	TRUSS SECTION 5 W/ SHAFT VIBRATION	\$1,125.00
MSHE75	TRUSS SECTION 7.5 W/ SHAFT VIBRATION	\$1,595.00

**Engine-Powered - Truss Engine Options**

MSHEKIT11H	TRUSS SCREED-ENGINE KIT GX340 HONDA	\$2,250.00
MSHE50KIT11H	TRUSS SCREED 5 W/ ENGINE GX340 HONDA	\$3,375.00

**Engine-Powered - Accessories**

MSHEH	TRUSS SCREED END HANDLES/SET OF TWO	\$735.00
MSHEKITL	TRUSS SCREED ENG MOUNTING KIT/LESS ENG	\$1,330.00
WSHW	TRUSS SCREED HAND WINCHES/SET OF TWO	\$905.00

Not responsible for typographical errors. All prices and specifications are subject to change without prior notice. All prices are confidential. Reproduction or distribution without express permission by Multiquip Inc. is prohibited. Note: specifications contained herein are for general descriptive purpose only; please refer to product literature or consult with Multiquip for full specifications.

\*\* Actual freight to apply.

MULTIQUIP INC.  
 POST OFFICE BOX 6254 • CARSON, CA 90749  
 310-537-3700 • 800-421-1244 • FAX: 310-537-3927  
 E-MAIL: mq@multiquip.com • www.multiquip.com

**Multiquip Inc.**  
**2019 Price Schedule**  
**Date: 01/09/2019**



Prepared By: Rob Thompson

Prepared for:  
 @06VI-2 (418369)  
 18910 Wilmington Ave  
 Carson, CA 90746

WSHESPW(L)	TRUSS SCREED ENGINE HYD WINCH(L)W/2.5	\$2,775.00
WSHESPW(R)	TRUSS SCREED ENGINE HYD WINCH(R)W/2.5	\$2,775.00
WSHRBE	TRUSS SCREED SECTION REINFORCE BRACKET	\$110.00
WSKITAEBR	TRUSS SCREED ADJ END BRACKETS-ROLLER	\$835.00
WSHEKITUJ	TRUSS SCREED ENGINE UNIVERSAL JOINT KIT	\$740.00
WSHEIC	TRUSS SCREED ENGINE INVERT CROWN KIT	\$1,595.00
36243	TRUSS SCREED 2 WHEEL DOLY	\$675.00
46273-SK	KIT TURNBUCKLE-SCREED	\$148.00

**DuoScreed - Power Unit**

DSGPULW	DUOSCREED POWER UNIT GX-35SAT HONDA	\$2,135.00
---------	-------------------------------------	------------

**DuoScreed - Blades**

DSB6LW	BLADE DUOSCREED 6 (1.83m)	\$415.00
DSB8LW	BLADE DUOSCREED 8 (2.44m)	\$470.00
DSB10LW	BLADE DUOSCREED 10 (3.05m)	\$530.00
DSB12LW	BLADE DUOSCREED 12 (3.66m)	\$590.00
DSB14LW	BLADE DUOSCREED 14 (4.27m)	\$650.00
DSB16LW	BLADE DUOSCREED 16 (4.88m)	\$680.00

**DuoScreed - Accessories**

DUOSCREEDSTAND	STAND DISPLAY DUOSCREED W/15 BLADE	\$150.00
----------------	------------------------------------	----------

**Concrete Masonry Pumps and Sprayers**

**Mechanical Concrete Pumps**

C30HDG	Pump-Conc Zenith 58hp Gas engine	\$29,360.00
C30HDGWR	Pump-Conc C30HDG w/Wrless Rem-Installed	\$31,200.00

**Hydraulic Concrete Pumps**

LS300G	Concrete Pump Mayco Zenith 428 Gas Eng	\$54,500.00
--------	--	-------------

Not responsible for typographical errors. All prices and specifications are subject to change without prior notice. All prices are confidential. Reproduction or distribution without express permission by Multiquip Inc. is prohibited. Note: specifications contained herein are for general descriptive purpose only; please refer to product literature or consult with Multiquip for full specifications.  
 \*\* Actual freight to apply.

MULTIQUIP INC.  
 POST OFFICE BOX 6254 • CARSON, CA 90749  
 310-537-3700 • 800-421-1244 • FAX: 310-537-3927  
 E-MAIL: mq@multiquip.com • www.multiquip.com

**Multiquip Inc.****2019 Price Schedule****Date: 01/09/2019**

Prepared By: Rob Thompson

Prepared for:  
@06VI-2 (418369)  
18910 Wilmington Ave  
Carson, CA 90746

LS400	MAYCO Concrete Pump Remixer Deutz Turbo	\$62,250.00
LS400WR	Pump-Conc LS400 w/Wrless Rem-Installed	\$63,885.00
LS450	Concrete Pump Mayco Remixer w/Hatz T4F	\$75,000.00
LS500	Concrete Pump Mayco w/Remixer w/DeutzEng	\$65,885.00
LS500WR	Pump-Conc LS500 w/Wrless Rem-Installed	\$67,520.00
LS600P	Concrete Pump Mayco w/Perkins Eng 110hp	\$75,500.00
LS600PWR	Concrete Pump Mayco w/Perkins w/Wireless	\$77,135.00

**Mayco Pump Accessories**

EM23101	ASSY AIR VIBRATOR	\$300.00
EM98215KIT	Radio Remote Control Kit C30HDNI/HDG	\$1,830.00
EM98216KIT	Radio Remote Control Kit C30HDZ	\$1,830.00
EMDC400K	Kit Electric Vibrator LS	\$1,585.00
LSSTAB	Hydraulic Stabilizer Kit LS400 500 600	\$2,400.00
EM98268	Wireless Radio Cntrl Kit LS300/400/500/	\$1,660.00

Not responsible for typographical errors. All prices and specifications are subject to change without prior notice. All prices are confidential. Reproduction or distribution without express permission by Multiquip Inc. is prohibited. Note: specifications contained herein are for general descriptive purpose only; please refer to product literature or consult with Multiquip for full specifications.

\*\* Actual freight to apply.

MULTIQUIP INC.  
POST OFFICE BOX 6254 • CARSON, CA 90749  
310-537-3700 • 800-421-1244 • FAX: 310-537-3927  
E-MAIL: [mq@multiquip.com](mailto:mq@multiquip.com) • [www.multiquip.com](http://www.multiquip.com)

**Multiquip Inc.**  
**2019 Price Schedule**  
**Date: 01/09/2019**



Prepared By: Rob Thompson

Prepared for:  
 @06VI-2 (418369)  
 18910 Wilmington Ave  
 Carson, CA 90746

## Water Pumps and Trailers

### Pumps - Dewatering

#### Submersible Centrifugal Pumps - Single-Phase

SS233	Pump-Sub 2 1/2HP 115V 60GPM 1	\$255.00
ST2037	Pump-Sub 2 1HP 115V 73GPM 1	\$410.00
ST2037F	Pump-Sub 2 1HP 115V 73GPM 1 w/Float	\$515.00
ST2038P	Pump-Sub 2 1HP 115V 60GPM 1	\$511.00
ST2047	Pump-Sub 2 1HP 115V 87GPM 1	\$637.00
ST3020BCUL	Pump-Sub 3 2HP 230V 170GPM 1	\$1,808.00
YELLSUB	Pump-Sub 1 1/4 1/4HP 115V 33GPM 1	\$128.00

#### Submersible Centrifugal Pumps - Three-Phase

ST3050D	Pump-Sub 3 5HP 230/460V 264GPM 3	\$3,015.00
ST41230	Pump-Sub 4 10HP 230V 423GPM 3	\$3,910.00
ST41460	Pump-Sub 4 10HP 460V 423GPM 3	\$3,910.00
ST61230	Pump-Sub 6 15HP 230V 674GPM 3	\$5,295.00
ST61460	Pump-Sub 6 15HP 460V 674GPM 3	\$5,295.00

#### Submersible Trash Pumps

PX400	Pump-Sub 2 Trash HP 115V 72GPM 1	\$567.00
ST2010TCUL	Pump-Sub 2 Trash 1HP 115V 95GPM 1	\$1,225.00
ST2040T	Pump-Sub 2 Trash 1HP 115V 79GPM 1	\$420.00
ST2040TF	Pump-Sub 2 Trash 1HP 115V 79GPM wFloat	\$497.00

#### Submersible Pump Control Boxes & Assemblies

CB12	Cntrl Box ST4125 ST6125 (230V only)	\$1,540.00
CB1269	Cntrl Box ST41230 230V w/3 K69 Htrs.	\$1,540.00

Not responsible for typographical errors. All prices and specifications are subject to change without prior notice. All prices are confidential. Reproduction or distribution without express permission by Multiquip Inc. is prohibited. Note: specifications contained herein are for general descriptive purpose only; please refer to product literature or consult with Multiquip for full specifications.

\*\* Actual freight to apply.

MULTIQUIP INC.  
 POST OFFICE BOX 6254 • CARSON, CA 90749  
 310-537-3700 • 800-421-1244 • FAX: 310-537-3927  
 E-MAIL: mq@multiquip.com • www.multiquip.com

**Multiquip Inc.**  
**2019 Price Schedule**  
**Date: 01/09/2019**



Prepared By: Rob Thompson

Prepared for:  
 @06VI-2 (418369)  
 18910 Wilmington Ave  
 Carson, CA 90746

CB1274	Cntrl Box ST61230 230V w/3 K74 Htrs.	\$1,540.00
CB14	Cntrl Box ST4125 ST6125 (460V only)	\$1,341.00
CB1456	Cntrl Box ST41460 460V w/3 K56 Htrs.	\$1,341.00
CB1463	Cntrl Box ST61460 460V w/3 K63 Htrs.	\$1,341.00
CB200	Cntrl Box ST3050D (230V or 460V)	\$1,106.00
CB3	Cntrl Box 115V Pumps incl. (2) SW1WOPA	\$704.00
CB6	Cntrl Box 230V Pumps incl. (2) SW1WOPA	\$756.00
SW1A	Float Switch 115V w/Plug/Receptacle	\$81.00
SW1WOPA	Float Switch 115V w/o Plug/Receptacle	\$81.00
SW2A	Float Switch Dual 115V w/Plug/Receptacle	\$154.00
<b>Centrifugal Pumps</b>		
QP2H	Pump-Centrifugal 2 Honda GX120 158GPM	\$632.00
QP303H	Pump-Centrifugal 3 Honda GX160 245GPM	\$976.00
QP402H	Pump-Centrifugal 4 Honda GX240 425GPM	\$1,920.00
<b>High-Pressure Pumps</b>		
QP15HP	Pump High Pressure 1.5 HONDA GXH50	\$650.00
QP205SH	Pump-High Pressure 2 Honda GX160 106GPM	\$1,206.00
QPT205SLT	Pump-High Pressure 2 Honda GX240 126GPM	\$1,980.00
QPT305SLT	Pump-High Pressure 3 Honda GX340 145GPM	\$2,241.00
QPT405SLT	Pump-High Pressure 4 Honda GX390 210GPM	\$4,572.00
<b>Trash Pumps</b>		
MQ62TKS	Pump Trash 6 KOHLER SKID 16GAL	\$19,500.00
MQ62TKT	Pump Trash 6 KOHLER Trailer 28GAL	\$21,000.00
MQ600H	Pump Trash 6 HATZ 1600 GPM Skid	\$37,366.00

Not responsible for typographical errors. All prices and specifications are subject to change without prior notice. All prices are confidential. Reproduction or distribution without express permission by Multiquip Inc. is prohibited. Note: specifications contained herein are for general descriptive purpose only; please refer to product literature or consult with Multiquip for full specifications.  
 \*\* Actual freight to apply.

MULTIQUIP INC.  
 POST OFFICE BOX 6254 • CARSON, CA 90749  
 310-537-3700 • 800-421-1244 • FAX: 310-537-3927  
 E-MAIL: mq@multiquip.com • www.multiquip.com

**Multiquip Inc.****2019 Price Schedule****Date: 01/09/2019**

Prepared By: Rob Thompson

Prepared for:

@06VI-2 (418369)

18910 Wilmington Ave

Carson, CA 90746

MQ600HTB	Pump Trash 6 HATZ 1600 GPM TLRB	\$40,397.00
MQ600HTP	Pump Trash 6 HATZ 1600 GPM TLRP	\$40,397.00
QP2TH	Pump-Trash 2 Honda GX160 211GPM	\$1,485.00
QP2TK	Pump Trash 2 Kubota OC60 Diesel	\$3,535.00
QP3TH	Pump-Trash 3 Honda GX240 396GPM	\$1,832.00
QP3TI	Pump-Trash 3 AUTO Honda iGX270 w/Floats	\$5,569.00
QP3THX	Pump Trash 3 Silent Pipe Frame	\$3,280.00
QP4TH	Pump-Trash 4 Honda GX340 555GPM	\$3,294.00
QP3TK	Pump Trash 3 Kubota OC60 Diesel	\$3,955.00
QP4TZ	Pump-Trash 4 Hatz recoil/elect 526GPM	\$8,078.00
QP4TK	Pump Trash 4 Kubota OC95 Diesel	\$6,363.00
QP4TKT10	Pump Trash QP4TK Trailer 1.5 GAL	\$9,240.00
QP4TKT16	Pump Trash QP4TK Trailer 16GAL	\$10,136.00
QP4TKT28	Pump Trash QP4TK Trailer 28GAL	\$10,703.00

**QP3Ti Accessories**

FS65	Float Switch Dual Float Assy 65 QP3Ti	\$841.00
QP3BOX	Utility Box for QP3Ti only	\$307.00

**Diaphragm Pumps**

MQD2H	Pump-Diaphragm 2 Honda GX120 50GPM	\$2,216.00
MQD3H	Pump-Diaphragm 3 Honda GX120 90GPM	\$2,368.00

**Pumps - Trailers, Wheel Kits and Hoses****Wheel Kits**

UWK4	KIT WHEEL QP4T PUMPS ONLY	\$256.00
UWKB	Wheel Kit Universal Pumps/Generators	\$296.00

Not responsible for typographical errors. All prices and specifications are subject to change without prior notice. All prices are confidential. Reproduction or distribution without express permission by Multiquip Inc. is prohibited. Note: specifications contained herein are for general descriptive purpose only; please refer to product literature or consult with Multiquip for full specifications.

\*\* Actual freight to apply.

MULTIQUIP INC.  
 POST OFFICE BOX 6254 • CARSON, CA 90749  
 310-537-3700 • 800-421-1244 • FAX: 310-537-3927  
 E-MAIL: mq@multiquip.com • www.multiquip.com

**Multiquip Inc.**  
**2019 Price Schedule**  
**Date: 01/09/2019**



Prepared By: Rob Thompson

Prepared for:  
 @06VI-2 (418369)  
 18910 Wilmington Ave  
 Carson, CA 90746

UWKST	Discontinued Model - see UWKB	\$250.00
<b>Trailers</b>		
TRLR10P	Trlr-Hwy Trailer for QP4TZ	\$1,530.00
TRLR600B	Trlr-Kit Asm MQ600 2 5/16 Ball No Tank	\$2,340.00
TRLR600P	Trlr-Kit Asm Mq600 3 Pintle No Tank	\$2,340.00
<b>Suction Hose - Standard Fittings</b>		
HS1520	Hose Suction 1.5 x 20 ft NPT Thrd.	\$64.00
HS1525	Hose Suction 1.5 x 25 ft NPT Thrd.	\$72.00
HS220	Hose Suction 2 x 20 ft NPT Thrd.	\$99.00
HS225	Hose Suction 2 x 25 ft NPT Thrd.	\$108.00
HS320	Hose Suction 3 x 20 ft NPT Thrd.	\$172.00
HS325	Hose Suction 3 x 25 ft NPT Thrd.	\$189.00
HS420	Hose Suction 4 x 20 ft NPT Thrd.	\$333.00
HS425	Hose Suction 4 x 25 ft NPT Thrd.	\$389.00
HS620	Hose Suction 6 x 20 ft NPT Thrd.	\$576.00
HS625	Hose Suction 6 x 25 ft NPT Thrd.	\$687.00
<b>Suction Hose - Quick Couplers</b>		
HSQ1520	Hose Suction 1.5 x 20 ft Quick Coupler	\$90.00
HSQ220	Hose Suction 2 x 20 ft Quick Coupler	\$135.00
HSQ225	Hose Suction 2 x 25 ft Quick Coupler	\$144.00
HSQ320	Hose Suction 3 x 20 ft Quick Coupler	\$202.00
HSQ325	Hose Suction 3 x 25 ft Quick Coupler	\$225.00
HSQ420	Hose Suction 4 x 20 ft Quick Coupler	\$360.00
HSQ425	Hose Suction 4 x 25 ft Quick Coupler	\$423.00

Not responsible for typographical errors. All prices and specifications are subject to change without prior notice. All prices are confidential. Reproduction or distribution without express permission by Multiquip Inc. is prohibited. Note: specifications contained herein are for general descriptive purpose only; please refer to product literature or consult with Multiquip for full specifications.  
 \*\* Actual freight to apply.

MULTIQUIP INC.  
 POST OFFICE BOX 6254 • CARSON, CA 90749  
 310-537-3700 • 800-421-1244 • FAX: 310-537-3927  
 E-MAIL: mq@multiquip.com • www.multiquip.com



**Multiquip Inc.****2019 Price Schedule****Date: 01/09/2019**

Prepared By: Rob Thompson

Prepared for:  
@06VI-2 (418369)  
18910 Wilmington Ave  
Carson, CA 90746

HSQ625	Hose Suction 6 x 25 ft Quick Coupler	\$928.00
<b>Discharge Hose - Standard Fittings</b>		
HD1550	Hose Discharge 1.5 x 50 ft NPT Thrd.	\$66.00
HD250	Hose Discharge 2 x 50 ft NPT Thrd.	\$106.00
HD350	Hose Discharge 3 x 50 ft NPT Thrd.	\$128.00
HD450	Hose Discharge 4 x 50 ft NPT Thrd.	\$234.00
HD650	Hose Discharge 6 x 50 ft NPT Thrd.	\$455.00
<b>Discharge Hose - Quick Disconnect</b>		
A150A	Coupling Female Quick Connect	\$35.56
HDQ1550	Hose Disch. 1.5 x 50 Quick Coupler	\$98.00
HDQ1550HP	Hose Disch. 1.5 x 50 Hi Press QC	\$182.00
A200A	Coupler Type A 2 Male Q/D X Female NPT	\$15.23
A300A	Coupler Type A 3 Male Q/D X Female NPT	\$24.56
HDQ250	Hose Disch. 2 x 50 Quick Coupler	\$133.00
HDQ350	Hose Disch. 3 x 50 Quick Coupler	\$203.00
A400A	Coupler Type a 4 Male Q/D x Female NPT	\$59.29
A600A	COUPLER 6 FEMALE ALUM MQ600	\$200.38
HDQ450	Hose Disch. 4 x 50 Quick Coupler	\$318.00
HDQ650	Hose Disch. 6 x 50 Quick Coupler	\$631.00
<b>Fire Hose Accessories</b>		
HDFNST	Hose Disch 2.5 x 25 Fire Hyd FNST & QC	\$195.00
FIRENOZ15	Nozzle Fire Hose 1.5 NPT Thrd.	\$42.00
<b>Water Trailers</b>		
<b>Water Trailers</b>		
WT5C	WATER TRAILER 525G TRLR70	\$7,700.00

Not responsible for typographical errors. All prices and specifications are subject to change without prior notice. All prices are confidential. Reproduction or distribution without express permission by Multiquip Inc. is prohibited. Note: specifications contained herein are for general descriptive purpose only; please refer to product literature or consult with Multiquip for full specifications.

\*\* Actual freight to apply.

MULTIQUIP INC.  
POST OFFICE BOX 6254 • CARSON, CA 90749  
310-537-3700 • 800-421-1244 • FAX: 310-537-3927  
E-MAIL: mq@multiquip.com • www.multiquip.com

**Multiquip Inc.**  
**2019 Price Schedule**  
**Date: 01/09/2019**



Prepared By: Rob Thompson

Prepared for:  
@06VI-2 (418369)  
18910 Wilmington Ave  
Carson, CA 90746

WTE5C	WATER TRAILER 525G TRLR70 ELEC	\$7,777.00
WT5HP	WATER TRAILER 525G HP TRLR70	\$9,797.00
WTE5HP	WATER TRAILER 525G HP TRLR70 ELEC	\$9,797.00
WT5HR	ASM HOSE REEL WT5C	\$550.00
<b>Water Trailer Accessories</b>		
29228	Coupler 2 Ball Adjustable 8000	\$95.00
29369	PINTLE EYE 3 14K BLACK POWDER COAT	\$88.56
EE57033	2 Bulldog Coupler 7K Adj Channel Mount	\$149.00
EE56638	Coupler 2-5/16 Bulldog 12.5K Adj Ch Mnt	\$152.33

Not responsible for typographical errors. All prices and specifications are subject to change without prior notice. All prices are confidential. Reproduction or distribution without express permission by Multiquip Inc. is prohibited. Note: specifications contained herein are for general descriptive purpose only; please refer to product literature or consult with Multiquip for full specifications.  
\*\* Actual freight to apply.

MULTIQUIP INC.  
POST OFFICE BOX 6254 • CARSON, CA 90749  
310-537-3700 • 800-421-1244 • FAX: 310-537-3927  
E-MAIL: mq@multiquip.com • www.multiquip.com

**Multiquip Inc.**  
**2019 Price Schedule**  
**Date: 01/09/2019**



Prepared By: Rob Thompson

Prepared for:  
 @06VI-2 (418369)  
 18910 Wilmington Ave  
 Carson, CA 90746

## Saws and Drills

### Masonry Table Saws

#### MasonPro 1 Series

MP115E	SAW 14 MASONRY ELEC 1.5HP 115/230V 60Hz	\$2,882.00
MP120E	SAW 14 MASONRY ELEC 2HP 115/230V 60HZ	\$2,958.00
MP1H	SAW 14 MASONRY HONDA GX160	\$3,101.00

#### MasonPro 1 Accessories

TRAK14SS	STAND SUPPORT SAW MASONRY MP1 SERIES	\$219.00
----------	--------------------------------------	----------

#### MasonPro 2 Series

MP25E1	SAW 20 MASONRY ELEC 5HP 230V 60Hz 1	\$4,554.00
MP25E3	SAW 20 MASONRY ELEC 5HP 230V 60Hz 3	\$4,692.00
MP2H	SAW 20 MASONRY HONDA GX270	\$4,488.00

#### MP3 Series

MP3	Saw Masonry 14 Compact 2.5HP 115V	\$1,102.00
-----	-----------------------------------	------------

#### MP3 Accessories

MS3SS	Saw Masonry Support Stand Kit MS3/MP3	\$153.00
MS3WK	Saw Masonry Water Kit MS3/MP3	\$270.00
MP3DK	MP3 Dust Collection Kit - NLA	\$255.00

### Tile Saws

#### Tile Pro Series

TP7X	Tile Saw 7 115V/10A 60Hz Compact	\$750.00
TP24	Tile Saw 10 115V 24 60Hz STD	\$1,071.00
TP24X	Tile Saw 10 115V 24 60Hz PREM	\$1,576.00

#### Tile Pro Accessories

TSS	Stand Tile Saw TP7X TP24 TP7 TS7	\$128.00
-----	----------------------------------	----------

Not responsible for typographical errors. All prices and specifications are subject to change without prior notice. All prices are confidential. Reproduction or distribution without express permission by Multiquip Inc. is prohibited. Note: specifications contained herein are for general descriptive purpose only; please refer to product literature or consult with Multiquip for full specifications.  
 \*\* Actual freight to apply.

MULTIQUIP INC.  
 POST OFFICE BOX 6254 • CARSON, CA 90749  
 310-537-3700 • 800-421-1244 • FAX: 310-537-3927  
 E-MAIL: mq@multiquip.com • www.multiquip.com

**Multiquip Inc.**  
**2019 Price Schedule**  
**Date: 01/09/2019**



Prepared By: Rob Thompson

Prepared for:  
 @06VI-2 (418369)  
 18910 Wilmington Ave  
 Carson, CA 90746

TSSX	Stand Tile Saw TP24X TP1020/1024	\$153.00
------	----------------------------------	----------

## **Pavement Street Saws**

### **SlabSaver Series**

SP1G	SAW 10 FLAT PUSH HONDA GX200 GREEN	\$2,539.00
------	------------------------------------	------------

### **StreetPro 1 Series**

SP118	SAW 18 FLAT PUSH HONDA GX390	\$3,228.00
SP1E16A	SAW 16 FLAT PUSH ELEC 5HP 230V 60Hz 1	\$3,080.00

### **StreetPro 1 Accessories**

SP1WK	KIT WATER 5GA SP118	\$112.00
SPBG20	SAW FLOOR BLADE GUARD KIT 20	\$408.00
SPBG16	Blade Guard Kit 16	\$300.00

### **StreetPro 2 Series - Push**

SP213H20A	SAW 20 FLAT PUSH HONDA GX390	\$3,310.00
-----------	------------------------------	------------

### **StreetPro 2 Series - Self-Propelled**

SP2S20H	SAW 20 FLAT SELF PROP HONDA GX630	\$7,028.00
SP2S13H20A	SAW 20 FLAT SELF PROP HONDA GX390	\$5,126.00

### **StreetPro 2 Series Accessories**

SPBG16A	Blade Guard SP1/2 16 Yellow	\$321.00
SPBG18Y	GUARD BLADE 18 YELLOW SP 1 / 2	\$428.00

## **Core Drill Machines**

### **Core Drills**

CDM1H	Core Drill Hand-Held 115V 50/60Hz	\$612.00
-------	-----------------------------------	----------

### **Stands & Motors**

CDM2CSA	Core Drill Angle Stand 9 Bit Capacity	\$663.00
CDM3CS	Core Drill Stand 12 Bit Capacity	\$831.00

Not responsible for typographical errors. All prices and specifications are subject to change without prior notice. All prices are confidential. Reproduction or distribution without express permission by Multiquip Inc. is prohibited. Note: specifications contained herein are for general descriptive purpose only; please refer to product literature or consult with Multiquip for full specifications.

\*\* Actual freight to apply.

MULTIQUIP INC.  
 POST OFFICE BOX 6254 • CARSON, CA 90749  
 310-537-3700 • 800-421-1244 • FAX: 310-537-3927  
 E-MAIL: mq@multiquip.com • www.multiquip.com

**Multiquip Inc.**  
**2019 Price Schedule**  
**Date: 01/09/2019**



Prepared By: Rob Thompson

Prepared for:  
@06VI-2 (418369)  
18910 Wilmington Ave  
Carson, CA 90746

CDM3CSA	Core Drill Angle Stand 12 Bit Capacity	\$989.00
DM15A9C	Core Drill Mtr. 120V/60Hz 2-speed	\$933.00
DM4094	Core Drill Mtr. 120V/60Hz Milwaukee 4094	\$1,505.00
DM4096	Core Drill Mtr. 120V/60Hz Milwaukee 4096	\$1,525.00
<b>Core Drill Machine Accessories</b>		
CDM3CP	Core Drill Control Panel Milwaukee Mtr.	\$173.00
CDM3SP	Core Drill Spacer Block	\$153.00
CDMVP	Core Drill Vacuum Pump for CDM2/CDM3	\$439.00

Not responsible for typographical errors. All prices and specifications are subject to change without prior notice. All prices are confidential. Reproduction or distribution without express permission by Multiquip Inc. is prohibited. Note: specifications contained herein are for general descriptive purpose only; please refer to product literature or consult with Multiquip for full specifications.

\*\* Actual freight to apply.

MULTIQUIP INC.  
POST OFFICE BOX 6254 • CARSON, CA 90749  
310-537-3700 • 800-421-1244 • FAX: 310-537-3927  
E-MAIL: mq@multiquip.com • www.multiquip.com

**Multiquip Inc.**  
**2019 Price Schedule**  
**Date: 01/09/2019**



Prepared By: Rob Thompson

Prepared for:  
 @06VI-2 (418369)  
 18910 Wilmington Ave  
 Carson, CA 90746

## Lighting

### GloBug Balloon Lights

#### GloBug Balloon Lights

GBC	Light Balloon 4-whl Cart 1KW E-ballast	\$5,297.00
GBP	Light Balloon Lamp ONLY 1KW E-ballast	\$4,136.00
GBS	Light Balloon EquipMount 1KW E-ballast	\$4,454.00
GBW	Light Balloon Penta Stand 1KW E-ballast	\$4,722.00
GB12BP	Light Balloon Lamp ONLY 400W E-Ballast	\$2,616.00
GB12BS	Light Balloon Off Set Pole 400 W Light	\$3,025.00
GB12BW	Light Balloon Tripod 400 Watt Light	\$3,025.00
GB2000	Light Balloon for Light Towers 2000W	\$4,343.00
GB4000	Light Balloon 4000W for Light Towers	\$5,757.00

#### GloBug LED Balloon Lights

GB3LED	Light Balloon Tripod LED 300W	\$4,039.00
GB3LEDB	Light Balloon Lamp ONLY LED 300W	\$3,560.00
GB3LEDC	Light Balloon 4-whl Cart LED 300W	\$4,746.00
GB8LED	Light Balloon LED 800W w/ Pentapod	\$6,059.00
GB8LEDB	Light Balloon LED 800W lamp only	\$5,332.00
GBC8LED	Light Balloon 4-whl Cart LED 800W	\$6,766.00

#### GloBug 4-Spot Light Towers

GB43SC	Light Balloon 4-Spot 400W ea 4-whl cart	\$6,035.00
GBSPOLE	Pole Asm 90 Deg Equip Mnt Less Lamp	\$449.00
A000019600	Tripod Assy GB12BW	\$814.55
GBCCART	Complete Cart Only Less Lamp	\$2,550.00

Not responsible for typographical errors. All prices and specifications are subject to change without prior notice. All prices are confidential. Reproduction or distribution without express permission by Multiquip Inc. is prohibited. Note: specifications contained herein are for general descriptive purpose only; please refer to product literature or consult with Multiquip for full specifications.

\*\* Actual freight to apply.

MULTIQUIP INC.  
 POST OFFICE BOX 6254 • CARSON, CA 90749  
 310-537-3700 • 800-421-1244 • FAX: 310-537-3927  
 E-MAIL: mq@multiquip.com • www.multiquip.com

**Multiquip Inc.**  
**2019 Price Schedule**  
**Date: 01/09/2019**



Prepared By: Rob Thompson

Prepared for:  
 @06VI-2 (418369)  
 18910 Wilmington Ave  
 Carson, CA 90746

GB43LED	Light Balloon 4-Spot 300W LED 4-whl Cart	\$8,060.00
GBWSTAND	Complete Pentapod Only Less Lamp	\$1,813.00
GB12BWSTAND	GBug Tripod Stand w/Cover GB12 GB3LED	\$979.00
GBXPOLE	Light Balloon Extension Pole GBCE & GBWE	\$126.00
<b>GloBug Balloon Light Accessories</b>		
GB36	Balloon Bag only GBug 36 No Reflect 1kW	\$364.00
GB48	Balloon Bag only GBug 48 No Reflect 1kW	\$404.00
GBB85D	Balloon Bag only GBug Std 300/400W	\$202.00
GBBAL115D	Balloon Bag only GloBug Std 1kW	\$399.00
GBBALD1	Light Balloon Message Strip GBBAL115D	\$51.00
GBBALD1JR	Light Balloon Message Strip GB12 8.75x31	\$141.00
GBHM	Light Balloon GloBug Hitch Mount Kit	\$328.00
GBMP	Light Balloon GloBug Mounting Plate Kit	\$328.00
GB36BMS	Light Balloon Message Strip 36 Blank	\$131.00

Not responsible for typographical errors. All prices and specifications are subject to change without prior notice. All prices are confidential. Reproduction or distribution without express permission by Multiquip Inc. is prohibited. Note: specifications contained herein are for general descriptive purpose only; please refer to product literature or consult with Multiquip for full specifications.  
 \*\* Actual freight to apply.

MULTIQUIP INC.  
 POST OFFICE BOX 6254 • CARSON, CA 90749  
 310-537-3700 • 800-421-1244 • FAX: 310-537-3927  
 E-MAIL: mq@multiquip.com • www.multiquip.com



Prepared By: Rob Thompson

Prepared for:  
 @06VI-2 (418369)  
 18910 Wilmington Ave  
 Carson, CA 90746

## Power and Welders

### MQ Power Generators

#### Super Silent - Single Phase

DCA6SPX4F	Gen 6kW 1Ph Kubota Tier 4F CSA	\$13,500.00
DCA10SPXU4C	Gen 10kW 1Ph Kubota Tier 4F	\$18,650.00
DCA15SPXU4F	Gen 15kW 1Ph Kubota Tier 4F	\$22,000.00
DCA20SPXU4F	Gen 20kW 1Ph Isuzu Tier 4F Env	\$34,500.00
DCA36SPXU4F	Gen 36kW 1Ph Isuzu Tier 4F Env	\$49,500.00

#### Super Silent - Single/Three Phase

TLG8SSK4F2	Gen 7.5kVA 3Ph Kubota Tier 4F	\$12,100.00
DCA25SSIU4F	Gen 25kVA 3Ph Isuzu Tier 4F Env	\$33,600.00
DCA40SSKU4F2	Gen 36kVA 3Ph Kubota Tier 4F Env	\$42,000.00
DCA45SSIU4F	Gen 45kVA 3Ph Isuzu Tier 4F Env	\$47,500.00
DCA70SSIU4F	Gen 70kVA 3Ph Isuzu Tier 4F Env	\$66,000.00
DCA70SSJU4F	Gen 70kVA 3Ph John Deere Tier 4F	\$63,000.00
DCA125SSIU4F	Gen 125kVA 3Ph Isuzu Tier 4F Env	\$87,000.00
DCA150SSJU4F2	Gen 150kVA 3Ph John Deere Tier 4F Env	\$120,000.00
DCA180SSJU4F	Gen 180kVA 3Ph John Deere Tier 4F Env	\$135,000.00
DCA220SSJU4F2	Gen 220kVA 3Ph John Deere Tier 4F Env	\$145,000.00
DCA300SSJU4F2	Gen 300kVA 3Ph John Deere Tier 4F Env	\$185,000.00
DCA400SSI4F3	Gen 400kVA 3Ph Isuzu Tier 4F	\$227,500.00
DCA600SSV4F3	Gen 600kVA 3Ph Volvo Tier 4F	\$365,000.00

#### Super Silent - Natural Gas/LPG

NGA100SSPUL	Gen 100KVA 3Ph LPG-Natl Gas	\$120,000.00
-------------	-----------------------------	--------------

Not responsible for typographical errors. All prices and specifications are subject to change without prior notice. All prices are confidential. Reproduction or distribution without express permission by Multiquip Inc. is prohibited. Note: specifications contained herein are for general descriptive purpose only; please refer to product literature or consult with Multiquip for full specifications.  
 \*\* Actual freight to apply.

MULTIQUIP INC.  
 POST OFFICE BOX 6254 • CARSON, CA 90749  
 310-537-3700 • 800-421-1244 • FAX: 310-537-3927  
 E-MAIL: mq@multiquip.com • www.multiquip.com



**Multiquip Inc.**  
**2019 Price Schedule**  
**Date: 01/09/2019**



Prepared By: Rob Thompson

Prepared for:  
 @06VI-2 (418369)  
 18910 Wilmington Ave  
 Carson, CA 90746

NGA150SSPUPL	Gen 150KVA 3Ph LPG-Natl Gas Parallel	\$165,000.00
<b>Trailers - Standard &amp; Extended Fuel</b>		
TRLRMP	Trailer Multipurpose No Fuel Tank	\$1,900.00
TRLRMPXF	Trailer Multipurpose 28 Gal Fuel Tank	\$3,250.00
TRLR25US	Trailer DCA20-25SS US No Fuel Tank	\$2,320.00
TRLR45E	Trailer DCA36-45SS US No Fuel Tank Elec	\$5,050.00
TRLR45H	Trailer DCA36-45SS US No Fuel Tank Hyd	\$5,050.00
TRLR70USE	Trailer DCA70SS US No Fuel Tank Elec	\$6,895.00
TRLR70USH	Trailer DCA70SS US No Fuel Tank Hyd	\$6,895.00
TRLR75XF2E	Trailer DCA20-70 100 Gal Elec	\$8,000.00
TRLR75XF2H	Trailer DCA20-70 100 Gal Hyd	\$8,000.00
TRLR85XF2E	Trailer DCA20-45/70J 180 Elec	\$10,750.00
TRLR85XF2H	Trailer DCA20-45/70J 180 Hyd	\$10,750.00
TRLR100E	Trailer NGA100 No Fuel Tank Elec	\$9,200.00
TRLR100H	Trailer NGA100 No Fuel Tank Hyd	\$9,200.00
TRLR125USE	Trailer DCA125SS US Elec	\$9,500.00
TRLR125USH	Trailer DCA125SS US Hyd	\$9,500.00
TRLR150E	Trailer NGA150 No Fuel Tank Elec	\$10,095.00
TRLR150H	Trailer NGA150 No Fuel Tank Hyd	\$10,095.00
TRLR180EVE	Trailer DCA150SSJU4F2/DCA180SSJU4F Elec	\$11,750.00
TRLR180EVH	Trailer DCA150SSJU4F2/DCA180SSJU4F Hyd	\$11,750.00
TRLR220EVE	Trailer DCA220SSJU4F2 Elec	\$15,750.00
TRLR220EVH	Trailer DCA220SSJU4F2 Hyd	\$15,750.00
TRLR300EVE	Trailer DCA300SSJU4F2 Elec	\$16,500.00

Not responsible for typographical errors. All prices and specifications are subject to change without prior notice. All prices are confidential. Reproduction or distribution without express permission by Multiquip Inc. is prohibited. Note: specifications contained herein are for general descriptive purpose only; please refer to product literature or consult with Multiquip for full specifications.

\*\* Actual freight to apply.

MULTIQUIP INC.  
 POST OFFICE BOX 6254 • CARSON, CA 90749  
 310-537-3700 • 800-421-1244 • FAX: 310-537-3927  
 E-MAIL: mq@multiquip.com • www.multiquip.com

**Multiquip Inc.**  
**2019 Price Schedule**  
**Date: 01/09/2019**



Prepared By: Rob Thompson

Prepared for:  
 @06VI-2 (418369)  
 18910 Wilmington Ave  
 Carson, CA 90746

TRLR300EVH	Trailer DCA300SSJU4F2 Hyd	\$16,500.00
TRLR400XF3EDA	Trailer DCA400 3 Drop Axles 350 Gal Elec	\$26,695.00
TRLR400XF3HDA	Trailer DCA400 3 Drop Axles 350 Gal Hyd	\$26,695.00
TRLR600ZBPE	Trailer DCA600 3 Axles 600 Gal Elec(BDT)	\$51,000.00

**Trailers - Generator Mounting Kits**

DCA25TRLR75	Mount Kit DCA20-25 on TRLR75XF2	\$250.00
DCA45TRLR75	Mount Kit DCA40-45 on TRLR75XF2	\$150.00

**Trailers - Accessories**

EE43253	Coupler 2 5/16 Ball 14k TRLRMP thru 220	\$95.00
EE36264	Coupler 3 Pintle 25K TRLRMP thru 400	\$95.00
EE43254	Coupler 2 Ball 10K TRLRMP thru 125	\$95.00
RVPLUG	7 Spade RV plug	\$40.00

**DEF Replenishment System**

DEFTANK1	Tank Auto Fill 100 gallons Single Unit	\$6,475.00
DEFTANK2	Tank Auto Fill 100 gallons Dual Unit	\$7,700.00
DEFTANK2KIT	Kit Converts DEFTANK1 to DEFTANK2	\$825.00
DEFADAPTERKITA	DEF Unit Connection Kit DCA70/125I T4F	\$400.00
DEFADAPTERKITB	DEF Unit Connection Kit DCA70JD T4F	\$400.00
DEFADAPTERKITC	DEF Unit Connection Kit DCA150-300 T4F	\$500.00
DEFADAPTERKITD	DEF Unit Connection Kit DCA400 T4F	\$500.00
DEFHOSEHEAT	Heated Hose DCA150-400 T4F 20ft	\$500.00
DEFTANKHEATBLNK	Heat Blanket 600W 120VAC	\$1,275.00
DEFTANKHEATPAD	Heat Blanket 1500W 120VAC	\$800.00

**Audible Alarm**

MQPAUDIBLEALARM	Exterior Mount 110dB DCA20-DCA400	\$325.00
-----------------	-----------------------------------	----------

Not responsible for typographical errors. All prices and specifications are subject to change without prior notice. All prices are confidential. Reproduction or distribution without express permission by Multiquip Inc. is prohibited. Note: specifications contained herein are for general descriptive purpose only; please refer to product literature or consult with Multiquip for full specifications.

\*\* Actual freight to apply.

MULTIQUIP INC.  
 POST OFFICE BOX 6254 • CARSON, CA 90749  
 310-537-3700 • 800-421-1244 • FAX: 310-537-3927  
 E-MAIL: mq@multiquip.com • www.multiquip.com

**Multiquip Inc.**  
**2019 Price Schedule**  
**Date: 01/09/2019**



Prepared By: Rob Thompson

Prepared for:  
 @06VI-2 (418369)  
 18910 Wilmington Ave  
 Carson, CA 90746

<b>Auto Start/Stop</b>		
MQPECU10/15SPX4KIT	Auto Start DCA10 15	\$2,775.00
MQPECUDA7KIT	Auto Start DA(C) TLG	\$1,900.00
<b>Battery Charger</b>		
MQPBCDAKIT	Batt Tender DA7 DAC7 DCA6-15 DLW TLG8	\$330.00
MQPBCKIT-B	Batt Chg 3A DCA20-125SS 45US 125US	\$645.00
MQPBCKIT-H	Batt Chg 10A DCA150-400 NGA150	\$1,485.00
<b>Battery Disconnect Switch</b>		
MQPBATTSWITCH125	125A Rating DCA10-70	\$225.00
MQPBATTSWITCH300	300A Rating Waterproof DCA125-300	\$205.00
<b>Camlock Distribution System</b>		
CAMLOK1KITA	Camlok 1 Set DCA25	\$675.00
CAMLOK1KITB	Camlok 1 Set DCA36	\$675.00
CAMLOK1KITC	Camlok 1 Set DCA40	\$675.00
CAMLOK1KITD	Camlok 1 Set DCA45	\$675.00
CAMLOK1KITE	Camlok 1 Set DCA70	\$675.00
CAMLOK1KIT45F	Camlok 1 Set 45 DCA125	\$675.00
CAMLOK2KIT45G	Camlok 2 Set 45 DCA150	\$1,275.00
CAMLOK2KIT45H	Camlok 2 Set 45 DCA180	\$1,275.00
CAMLOK2KIT45I	Camlok 2 Set 45 DCA220	\$1,275.00
CAMLOK2KIT45J	Camlok 2 Set 45 DCA300	\$1,275.00
CAMLOK3KIT45K	Camlok 3 Set 45 DCA400	\$1,850.00
<b>Cold Weather Block Heaters</b>		
MQPHEATDAKIT	Blk Heater 400W DA DAC SDW	\$400.00
MQPHEAT10/15KIT	Blk Heater 400W DCA10 15 40	\$515.00

Not responsible for typographical errors. All prices and specifications are subject to change without prior notice. All prices are confidential. Reproduction or distribution without express permission by Multiquip Inc. is prohibited. Note: specifications contained herein are for general descriptive purpose only; please refer to product literature or consult with Multiquip for full specifications.  
 \*\* Actual freight to apply.

MULTIQUIP INC.  
 POST OFFICE BOX 6254 • CARSON, CA 90749  
 310-537-3700 • 800-421-1244 • FAX: 310-537-3927  
 E-MAIL: mq@multiquip.com • www.multiquip.com

**Multiquip Inc.**  
**2019 Price Schedule**  
**Date: 01/09/2019**



Prepared By: Rob Thompson

Prepared for:  
 @06VI-2 (418369)  
 18910 Wilmington Ave  
 Carson, CA 90746

MQPHEATTKIT-A	Blk Heater 500W DCA20 25	\$540.00
MQPHEATTKIT-E	Blk Heater 1000W DCA36	\$630.00
MQPHEATTKIT-C	Blk Heater 1000W DCA45	\$785.00
MQPHEAT400IFKIT	Blk Heater 2000W DCA400	\$1,375.00
<b>Crankcase Vent Heaters (Incl. on T4F DCA20~DCA125 - Excludes DCA40)</b>		
MQPCCVHEAT6FTKIT	CCV Heater DCA40	\$435.00
MQPCCVHEAT180J4F	CCV Heater DCA150SSJU4F2 DCA180SSJU4F	\$800.00
MQPCCVHEAT220J4F2	CCV Heater DCA220SSJU4F2	\$825.00
MQPCCVHEAT300J4F2	CCV Heater DCA300SSJU4F2	\$868.00
MQPCCVHEAT18FTKIT	CCV Heater DCA400SSI4F	\$495.00
<b>Emergency Stop Button (Excludes NGA Models)</b>		
MQPESTOPKIT	Emergency Stop DCA10 thru DCA125	\$490.00
<b>External Fuel - 3 way valve</b>		
MQP3WAYFUELVALVEKT	Manual Fuel Valve All Except TLG8	\$710.00
MQP3WAYFUELTLG8KIT	Manual 3 Way Fuel Valve TLG8SSK4F	\$1,580.00
MQP3WAYAUTOKIT-A	Auto 3 Way Fuel Valve DCA20 25	\$710.00
MQP3WAYAUTOKIT-B	Auto 3 Way Fuel Valve DCA36 40 45	\$610.00
MQP3WAYAUTOKIT-C	Auto 3 Way Fuel Valve DCA70 125	\$670.00
<b>Filter Kits</b>		
FKITTLG8SSK4F	Filter Kit TLG8SSK4F & TLG8SSK4F2	\$42.00
FKITDA7000SSA2	Filter Kit DA7000SSA2 & DA7000SSA3	\$42.00
FKITDCA10SPXU4C	Filter Kit DCA10SPXU4C	\$60.00
FKITDCA15SPXU4F	Filter Kit DCA15SPXU4F	\$60.00
FKITDCA20SPXU4F	Filter Kit DCA20SPXU4F	\$165.00
FKITDCA25SSIU4F	Filter Kit DCA25SSIU4F	\$165.00

Not responsible for typographical errors. All prices and specifications are subject to change without prior notice. All prices are confidential. Reproduction or distribution without express permission by Multiquip Inc. is prohibited. Note: specifications contained herein are for general descriptive purpose only; please refer to product literature or consult with Multiquip for full specifications.  
 \*\* Actual freight to apply.

MULTIQUIP INC.  
 POST OFFICE BOX 6254 • CARSON, CA 90749  
 310-537-3700 • 800-421-1244 • FAX: 310-537-3927  
 E-MAIL: mq@multiquip.com • www.multiquip.com

**Multiquip Inc.****2019 Price Schedule****Date: 01/09/2019**

Prepared By: Rob Thompson

Prepared for:  
@06VI-2 (418369)  
18910 Wilmington Ave  
Carson, CA 90746

FKITDCA36SPXU4F	Filter Kit DCA36SPXU4F	\$165.00
FKITDCA40SSKU4F	Filter Kit DCA40SSKU4F & DCA40SSKU4F2	\$95.00
FKITDCA45SSIU4F	Filter Kit DCA45SSIU4F	\$200.00
FKITDCA70SSIU4F	Filter Kit DCA70SSIU4F	\$250.00
FKITDCA70SSJU4F	Filter Kit DCA70SSJU4F	\$220.00
FKITDCA125SSIU4F	Filter Kit DCA125SSIU4F	\$385.00
FKITDCA150SSJU4F2	Filter Kit DCA150SSJU4F2	\$340.00
FKITDCA180SSJU4F	Filter Kit DCA180SSJU4F	\$295.00
FKITDCA220SSJU4F2	Filter Kit DCA220SSJU4F2	\$400.00
FKITDCA300SSJU4F	Filter Kit DCA300SSJU4F & DCA300SSJU4F2	\$400.00
FKITDCA400SSI4F	Filter Kit DCA400SSI4F & DCA400SSI4F3	\$625.00
<b>Fire Extinguisher</b>		
MQPFE05KIT	Fire Extinguisher 5-lbs w/Bracket	\$425.00
MQPFE20KIT	Fire Extinguisher 20-lbs w/Bracket	\$600.00
<b>Low Coolant Shutdown (Isuzu and Kubota Only)</b>		
LCSD12KIT	Low Coolant DCA10-125	\$840.00
<b>Oil Replenishment</b>		
NGAOILREFILL	Kit Oil Replenish 8 Gallons NGA100-150	\$1,875.00
<b>PowerBalance Kits</b>		
MQPPB45I4F	Kit PowerBalance 12.6kW DCA45SSIU4F	\$4,300.00
MQPPB70I4F	Kit PowerBalance 19.6kW DCA70SSIU4F	\$3,495.00
MQPPB70J4F	Kit PowerBalance 19.6kW DCA70SSJU4F	\$3,600.00
MQPPB125I4F	Kit PowerBalance 35kW DCA125SSIU4F	\$4,000.00
MQPPB150J4F2	Kit PowerBalance 42kW DCA150SSJU4F2	\$4,350.00
MQPPB180J4F	Kit PowerBalance 50kW DCA180SSJU4F	\$4,700.00

Not responsible for typographical errors. All prices and specifications are subject to change without prior notice. All prices are confidential. Reproduction or distribution without express permission by Multiquip Inc. is prohibited. Note: specifications contained herein are for general descriptive purpose only; please refer to product literature or consult with Multiquip for full specifications.  
\*\* Actual freight to apply.

MULTIQUIP INC.  
POST OFFICE BOX 6254 • CARSON, CA 90749  
310-537-3700 • 800-421-1244 • FAX: 310-537-3927  
E-MAIL: mq@multiquip.com • www.multiquip.com

**Multiquip Inc.****2019 Price Schedule****Date: 01/09/2019**

Prepared By: Rob Thompson

Prepared for:

@06VI-2 (418369)

18910 Wilmington Ave

Carson, CA 90746

MQPPB220J4F2	Kit PowerBalance 61.6kW DCA220SSJU4F2	\$5,400.00
MQPPB300J4F	Kit PowerBalance 84kW DCA300SSJU4F2	\$6,200.00
MQPPB400I4F	Kit PowerBalance 112kW DCA400SSI4F	\$8,000.00

**Paralleling Options**

MQPPARALLEL125	Parallel w/Camloks DGC2020 DCA125SSIU4F	\$13,500.00
MQPPARALLEL150	Parallel w/Camloks DGC2020 DCA150SSJU4F2	\$14,050.00
MQPPARALLEL220	Parallel w/Camloks DGC2020 DCA220SSJU4F2	\$14,025.00
MQPPARALLEL300	Parallel w/Camloks DGC2020 DCA300SSJU4F2	\$15,980.00
MQPPARALLEL400	Parallel w/Camloks DGC2020 DCA400SSI4F	\$18,775.00

**Service Tools**

AIRCOMPTESTMUFFLER	Kit Air Compressor Test Muffler	\$234.01
MQPISUZUSERVTOOL	Isuzu Diagnostic Service Tool Tier 3 4F	\$275.00

**Spare Tire with Mounting Bracket**

MQPSTTRLRMPXF	Spare Tire w-Mntg Bracket TRLRMP-MPXF	\$475.00
MQPSTTRLR25US	Spare Tire w-Mntg Bracket TRLR25US	\$675.00
MQPSTTRLR45	Spare Tire w-Mntg Bracket TRLR45	\$500.00
MQPSTTRLR70US	Spare Tire w-Mntg Bracket TRLR70US	\$525.00
MQPSTTRLR75XF	Spare Tire w-Mntg Bracket TRLR75XF	\$525.00
MQPSTTRLR125US	Spare Tire w-Mntg Bracket TRLR125US	\$575.00
MQPSTTRLR180EV	Spare Tire w-Mntg Bracket TRLR180EV	\$600.00
MQPSTTRLR220EV	Spare Tire w-Mntg Bracket TRLR220EV	\$625.00
MQPSTTRLR300EV	Spare Tire w-Mntg Bracket TRLR300EV	\$750.00

**Stabilizer Jack**

MQPSTABJACK8K	Stabilizer Jack 8k TRLR45-180 (1 ea)	\$350.00
MQPSTABJACK10K	Stabilizer Jack 10k TRLR220-400 (1 ea)	\$375.00

Not responsible for typographical errors. All prices and specifications are subject to change without prior notice. All prices are confidential. Reproduction or distribution without express permission by Multiquip Inc. is prohibited. Note: specifications contained herein are for general descriptive purpose only; please refer to product literature or consult with Multiquip for full specifications.

\*\* Actual freight to apply.

MULTIQUIP INC.

POST OFFICE BOX 6254 • CARSON, CA 90749

310-537-3700 • 800-421-1244 • FAX: 310-537-3927

E-MAIL: mq@multiquip.com • www.multiquip.com

**Multiquip Inc.**  
**2019 Price Schedule**  
**Date: 01/09/2019**



Prepared By: Rob Thompson

Prepared for:  
 @06VI-2 (418369)  
 18910 Wilmington Ave  
 Carson, CA 90746

## Portable Generators

### Diesel Generators

DA7000SSA3	Gen 7kW 1Ph 12.3hp Kubota T4F	\$9,500.00
------------	-------------------------------	------------

### Diesel Generator Accessories

WKT225A	Kit Wheel DA DAC SDW	\$475.00
TRLR10W	Trailer DA DAC SDW	\$1,500.00
TRLRMP	Trailer Multipurpose No Fuel Tank	\$1,900.00
TRLRMPXF	Trailer Multipurpose 28 Gal Fuel Tank	\$3,250.00
MQPECUDA7KIT	Auto Start DA(C) TLG	\$1,900.00
MQPBSDAKIT	BatterySaver DA DAC (Not used w/ MQPECU)	\$410.00
MQPESDAKIT	Emergency Stop DA DAC	\$290.00
MQPHEATDAKIT	Blk Heater 400W DA DAC SDW	\$400.00
HEATPADKIT	Oil Pan Heater 125W Multi Models	\$485.00
MQPBCDAKIT	Batt Tender DA7 DAC7 DCA6-15 DLW TLG8	\$330.00
MQPILHEATERKIT	Inline Fuel Heater & Filter DA DAC	\$850.00

### Gasoline Generators

GA25HR	Gen 2.5kW Honda GX160 Recoil	\$1,800.00
GA36HR	Gen 3.6kW Honda GX240 GFCI Wheel Kit	\$2,865.00
GA6HR	Gen 6kW Honda GX340 GFCI Wheel Kit	\$3,120.00
GA6HRS	Gen 6kW Honda-Whl Kit-Elec Start-No Btry	\$3,350.00
GA97HEA	Gen 9.7kW Honda GX630 Elect Start GFCI	\$5,550.00
GDP5HA	Gen 5kW/180Hz-4 kW60Hz Honda GX340 GFCI	\$4,400.00

### Gasoline Generator Accessories

UWKB	Wheel Kit Universal Pumps/Generators	\$296.00
------	--------------------------------------	----------

Not responsible for typographical errors. All prices and specifications are subject to change without prior notice. All prices are confidential. Reproduction or distribution without express permission by Multiquip Inc. is prohibited. Note: specifications contained herein are for general descriptive purpose only; please refer to product literature or consult with Multiquip for full specifications.

\*\* Actual freight to apply.

MULTIQUIP INC.  
 POST OFFICE BOX 6254 • CARSON, CA 90749  
 310-537-3700 • 800-421-1244 • FAX: 310-537-3927  
 E-MAIL: mq@multiquip.com • www.multiquip.com

**Multiquip Inc.**  
**2019 Price Schedule**  
**Date: 01/09/2019**



Prepared By: Rob Thompson

Prepared for:  
 @06VI-2 (418369)  
 18910 Wilmington Ave  
 Carson, CA 90746

WKT97	Kit Wheel GA97HEA	\$225.00
-------	-------------------	----------

## **Welders**

### **Welders**

GAW135H	Welder 135A 1.5kW gen. Honda GX200	\$3,265.00
GAW180HEA	Welder 180A 3.0kW gen. Honda GFCI	\$4,950.00
SDW225SSA1	Welder 225A w/6kW Tier4 GFCI	\$10,640.00
DLW300ESA1	Welder 300A w/10.5kW Tier4 GFCI	\$15,930.00
DLW330X2	Welder 340A Dual 10.5kW Tier 4 GFCI	\$17,590.00
DLW400ESA4	Welder 400A Dual 14kW Tier 4 GFCI	\$18,750.00
DAW500SA4	Welder 500A AC 3kW w/GFCI Tier 4 final	\$28,000.00

### **Welder Accessories**

WKT225A	Kit Wheel DA DAC SDW	\$475.00
TRLR10W	Trailer DA DAC SDW	\$1,500.00
TRLRMP	Trailer Multipurpose No Fuel Tank	\$1,900.00
TRLRMPXF	Trailer Multipurpose 28 Gal Fuel Tank	\$3,250.00
EE36264	Coupler 3 Pintle 25K TRLRMP thru 400	\$95.00
EE43254	Coupler 2 Ball 10K TRLRMP thru 125	\$95.00
MQPCCTRLR10	Welder Cable Carrier TRLR10W	\$195.00
MQPCCTRLRMP	Welder Cable Carriers TRLRMP/MPXF	\$375.00
MQPSBTRLRMP	Storage Box TRLRMP/MPXF	\$350.00
MQPILHEATERKITE	Inline Fuel Heater & Filter DLW400ESA4	\$850.00
HEATPADKIT	Oil Pan Heater 125W Multi Models	\$485.00
SDWWRKIT225	Wire Remote SDW225SSA1	\$550.00
DLWWRKIT300	Wire Remote DLW300ESA1	\$550.00

Not responsible for typographical errors. All prices and specifications are subject to change without prior notice. All prices are confidential. Reproduction or distribution without express permission by Multiquip Inc. is prohibited. Note: specifications contained herein are for general descriptive purpose only; please refer to product literature or consult with Multiquip for full specifications.

\*\* Actual freight to apply.

MULTIQUIP INC.  
 POST OFFICE BOX 6254 • CARSON, CA 90749  
 310-537-3700 • 800-421-1244 • FAX: 310-537-3927  
 E-MAIL: mq@multiquip.com • www.multiquip.com



**Multiquip Inc.**  
**2019 Price Schedule**  
**Date: 01/09/2019**



Prepared By: Rob Thompson

Prepared for:  
 @06VI-2 (418369)  
 18910 Wilmington Ave  
 Carson, CA 90746

DLWWRKIT400	Wire Remote DLW330X2 & DLW400ESA4	\$1,000.00
DAWWRKIT500	Wire Remote DAW500SA4	\$550.00
10E50	Cable 50 1/0 w/electrode holder	\$342.00
10G50	Cable 50 1/0 w/ground clamp	\$265.00
10E100	Cable 100 1/0 w/electrode holder	\$455.00
10G100	Cable 100 1/0 w/ground clamp	\$450.00
10E150	Cable 150 1/0 w/electrode holder	\$640.00
10G150	Cable 150 1/0 w/ground clamp	\$640.00
2E25	Cable 25 2/0 w/electrode holder	\$120.00
2G25	Cable 25 w/ 2/0 ground clamp	\$135.00
2E50	Cable 50 2/0 w/electrode holder	\$435.00
2G50	Cable 50 2/0 w/ground clamp	\$450.00

## Air Compressors

### Air Compressors

DIS185SSI4F	185 cfm Air Compressor	\$23,200.00
-------------	------------------------	-------------

### Cold Weather Block Heaters

MQPHEATKIT-A/C185	Blk Heater 500W DIS185	\$450.00
-------------------	------------------------	----------

### Hose Reels

MQPSINGLEREEL50	Curbside Retractable Reel x 50	\$1,400.00
MQPDUALREEL50	Dual Retractable Reels x 50	\$2,450.00

Not responsible for typographical errors. All prices and specifications are subject to change without prior notice. All prices are confidential. Reproduction or distribution without express permission by Multiquip Inc. is prohibited. Note: specifications contained herein are for general descriptive purpose only; please refer to product literature or consult with Multiquip for full specifications.

\*\* Actual freight to apply.

MULTIQUIP INC.  
 POST OFFICE BOX 6254 • CARSON, CA 90749  
 310-537-3700 • 800-421-1244 • FAX: 310-537-3927  
 E-MAIL: mq@multiquip.com • www.multiquip.com

# ROADPATCHER



# ELECTRONIC BUILD SHEET

RP7

P/O Number

Special Option Request

Customer Supplied Chassis

SOLD TO Dealership Name

CUSTOMER NAME

Address

Address

## ROADPATCHER STANDARD EQUIPMENT

Pump, Variable displacement load sense piston	Boom, front of cab mounted
Hydraulic Tank, 40 gallon, w/ shut-off valve	97 Degree swing x 74" travel
Tank & Cab mounted level and temperature indicator	Tilting nozzle optional
Hydraulic system pressure, 3200 psi	Remote on/off emulsion valve and emulsion flow control valve
5 Micro Tank Breather Filter	
10 micron cartridge return filter	
100 Mesh Suction Strainer	30 Gallon with sight level gauge
850 BTU/hr/degree F, oil to air 12v fan oil cooler	Tank mounted pressure gauge and shut-off valves
	Remote operated from cab, 3-way emulsion / flush valve
One coat sealer / urethane primer	
Two coats of Imron Elite polyurethane, white standard	
	Perkins 404F.E22T Turbo Charged Diesel
	Tier 4 Final / Displacement, 2.2L (134.24 cu. In.)
Construction, A36 Carbon Steel, 10 Gauge	49 HP @2800 RPM / Max. Torque 121.8 LB-FT @ 2200 RPM
Capacity, 6.5 Cu.Yd.	Donaldson 2 element dry type air cleaner w/ restriction indicator
Fill Opening, 9' 10" x 6' 10"	Full flow spin-on oil filter
Aggregate feed, Rubber belt conveyor with rotary air lock	Three point automatic safety shut down
Heavy Duty retractable reinforced vinyl cover	
Conveyor bottom	Patcher controls & gauges on in-cab console:
	Keyed Ignition switch & Electronic Throttle
Positive displacement lobe type air pump	Voltmeter, tach, oil pressure, water temp and hour meter
Direct Drive from hydraulic motor	Back lit sealed rocker switches with icon and text markings
435 CFM Output	7" TFT LCD "Heads-up" color display, 800 x 480 pixels
	Full function proportional joystick. Boom/Blower/Rock /Emulsion
300 Gallon (Optional 400 gallon)	
Heating, Auxiliary engine or 115 volts (230 volt optional)	
12" fill / service hatch	4 way LED flashing lights
70 PSI system pressure	Rear view camera system
	Slow moving vehicle emblem, backup alarm,
Hose, 2-1/2" Rubber lined spiral reinforced	5-lb fire extinguisher, and a warning triangle kit.
Nozzle, Heated eight hole spray ring	
Quick disconnect couplings for serviceability	
12 Months 1200 Hours	

AUXILIARY ENGINE OPTIONS

SIRP7

1	Roadpatcher, Twin Engine	SIRP7	\$	133,290.00
	Subtotal Auxiliary Engine Options		\$	133,290.00
ROADPATCHER BUMPER OPTIONS			SIRP7	
1	Bumper, Nozzle	204U25	\$	0.00
	Bumper, w/ Nozzle Tilt	204U29	\$	1,880.00
	Subtotal Auxiliary Engine Options		\$	0.00
ROADPATCHER OPTIONS				
	Hand Held Wand and Hose	203J58	\$	1,010.00
	Aggregate Hopper Heating System	204U27	\$	1,870.00
	Volume Gauge, Emulsion Tank	203M16	\$	850.00
1	300 Gallon Emulsion Tank	204U61	\$	0.00
	400 Gallon Emulsion Tank	204U41	\$	1,920.00
	220v Emulsion Heater instead of 110V	203I50		
	Subtotal Gutter Broom Options		\$	0.00
MISCELLANEOUS OPTIONS				
1	Camera System, Single	203X81	\$	0.00
	Camera System, Dual (Requires note for 2nd camera location & purpose)	203X82	\$	360.00
	Camera System, Three (Requires note for 2nd/3rd camera location & purpose)	203Z99	\$	710.00
	Manual, Patcher, Additional Copy	203J47	\$	140.00
	Leak Detection Kit	204R11	\$	420.00
	Subtotal Miscellaneous Options		\$	420.00
LIGHTING OPTIONS				
	Tail Lights, LED STANDARD	203B76	\$	0.00
	Strobe, LED Cab	203Y92	\$	500.00
	Mini Bar Strobe, LED Cab W/Guard	204J76	\$	790.00
	Barlight, LED Cab	203B04	\$	950.00
	Barlight, LED Cab W/ Guard	203B05	\$	1,260.00
	Night Operating Boom Mounted Work Lights	203I94	\$	550.00
	LED Arrowboard	203R50	\$	2,970.00
	Floodlight, LED (State location of floodlight in notes)	203V45	\$	230.00
	Single Rear Strobe w/ Guard	204U17	\$	460.00
	Dual Rear Strobe w/ Guard	204U18	\$	620.00
	Subtotal Lighting Options		\$	0.00
SPECIAL PAINT OPTIONS				
1	Paint, Standard	203J44	\$	0.00
	Paint, Special: Patcher Unit Only *	203N70	\$	1,260.00
	Paint, Special: Chassis Only *	203N71	\$	4,170.00
	Special Paint Color: _____			
	Special Paint Code: _____			
1	Decal Kit	204E51	\$	0.00
	Subtotal Special Paint		\$	0.00
CABOVER CHASSIS OPTIONS				
	Mirror, 12" Parabolic, Set	203616	\$	400.00
	Air Filter Restrict Ind Chassis	203465	\$	320.00
	Tire & Rim, Spare AutoCar	203468	\$	1,830.00

	Horn, Air Auto Car	203C53	\$	1,930.00
	Seat, Air Ride Hiback, Each *	204G65	\$	1,560.00
	Subtotal Cabover Chassis Options		\$	0.00
<b>TRUCK KIT OPTIONS- MUST PICK 1</b>				
1	Peterbilt 220	204E61	\$	0.00
	Mack	204E59		
	Peterbilt 320	204C18		
	Autocar Xpert	204B89		
<b>CHASSIS MOUNTING OPTIONS</b>				
1	Peterbilt 220 33K '19	66807	\$	79,020.00
	Peterbilt 220 33K '19 (DISK BRAKES)		\$	79,340.00
	Autocar Xpert ( Call Factory For Pricing)			
	Special Order Chassis			
<b>CUSTOMER SUPPLIED CHASSIS</b>				
	Customer Chassis Mounting Fee	00888162	\$	2,500.00
Customer supplied chassis specs must be approved by Schwarze Product Management prior to quoting end user				
Final Chassis Specs must be submitted and signed off by Product Management at the time of submitting purchase order to Schwarze				
Schwarze Product Management		Customer Signature		
Schwarze Product Management		Customer Signature		
<b>QTY</b>	<b>SPECIAL OPTIONS REQUEST</b>		<b>Part#</b>	<b>Price</b>
	Subtotal Special Options		\$	0.00

PATCHER EXTENDED WARRANTIES**			
1	STANDARD- 1 Year or 1200 hours		\$ -
	SILVER- 2 Years or 2400 Hours		\$ 1,750.00
	GOLD- 3 Years or 3600 Hours		\$ 4,350.00
	PLATINUM- 4 Years or 4800 Hours		\$ 6,075.00
	DIAMOND- 5 Years or 6000 Hours		\$ 7,825.00

# STREET MAX



# ELECTRONIC BUILD SHEET

Purchase Order Number

Special Option Request

SOLD TO: Dealership Name

CUSTOMER NAME

Address

Address

City/State/Zip

City/State/Zip

Phone/Fax

Phone/Fax

## Spray Patcher Street Max STANDARD EQUIPMENT

Pump, 12 volt power unit	Boom, rear mounted, spring suspension three segment
Hydraulic system pressure, 2000 psi	Balanced with leveling controls
	177" patch radius (4.5m)
	Manual nozzle tilt
One coat sealer / urethane primer	
Two coats of Imron Elite polyurethane, Yellow standard color	
	29 Gallon with sight level gauge
	Tank mounted pressure gauge and shut-off valves
Construction, A36 Carbon Steel, 10 Gauge	Remote operated from cab, 3-way emulsion / flush valve
Capacity, 2.0 Cu.FT.	
Fill Opening, 30" x 14"	
Forward trailer tongue mounted	Perkins Tier 4 Final Turbo Charged Diesel
Aggregate feed, Gravity from dump truck to trailer venturi	Displacement, 2.2L (135.0 cu. In.)
	48.8 HP @ 2800 RPM / Max. Torque 121.7 LB-FT @ 2800 RPM
	Donaldson 2 element dry type air cleaner with restriction indicator
	Full flow spin-on oil filter
	Three point automatic safety shut down
670 CFM Output	Patcher controls & gauges on boom mounted console:
Positive displacement lobe type air pump	Keyed Ignition switch & Electronic Throttle
Direct Drive from engine	Horn for operator to driver alert
	Voltmeter, tach, oil pressure, water temp and hour meter
	Back lit sealed rocker switches with icon and text markings
70 PSI system pressure	Operator on/off emulsion valve and emulsion flow control valve
300 Gallon, R value 20 2-1/2" polyurethane foam installation	
Heating, Auxiliary engine or 115 volts (230 volt optional)	12 Volt 550 CCA
12" fill / service hatch	Axle Rating 14,400 LB
	Air Compressor 8.5 CFM @ 150 PSI
Hose, 3-1/2" Rubber lined spiral reinforced	
Nozzle, Heated eight hole spray ring	Wireless rear view camera system
	Amber LED Strobe
12 Months 1200 Hours	

1	Street Max, Tier 4 Final	SISP550T	\$	79,870.00
	Subtotal Auxiliary Engine Options		\$	79,870.00
SPRAYPATCHER OPTIONS				
1	Wireless Backup Camera	204K95	\$	0.00



	Subtotal Special Options			\$ 0.00
PATCHER EXTENDED WARRANTIES**				
	STANDARD- 1 Year or 1200 hours			\$ 0.00
	SILVER- 2 Years or 2400 Hours			\$ 895.00
	GOLD- 3 Years or 3600 Hours			\$ 2,150.00
	PLATINUM- 4 Years or 4800 Hours			\$ 2,995.00
	DIAMOND- 5 Years or 6000 Hours			\$ 3,995.00
	Subtotal Patcher Extend Warranties			\$ 0.00
**Auxillary power are is separate, and needs to be purchased through local dealer/distributors				



# ELECTRONIC BUILD SHEET

<b>Purchase Order Number</b>	<b>Special Option Request</b>

SOLD TO: Dealership Name		CUSTOMER NAME	
ADDRESS:		ADDRESS:	
CITY, STATE, ZIP CODE		CITY, STATE, ZIP CODE	
COUNTRY OF ORIGIN		COUNTRY OF ORIGIN	

### Spray Patcher Load King STANDARD EQUIPMENT

[illegible]

1	Load King, Tier 4 Final	SISP10T	\$	115,150.00
	Subtotal Auxiliary Engine Options		\$	115,150.00
SPRAYPATCHER OPTIONS				
1	Sender, Fuel	203J57	\$	0.00



1	Wireless Backup Camera	204K95	\$	0.00
	Hydraulically Levelling Boom	203I51	\$	4,180.00
	Digital Thermometer	203I48	\$	450.00
	Volume Gauge, Emulsion	204D63	\$	1,570.00
	Emulsion Heater 200V	203I50	\$	250.00
	Vacuum Feature w/debris holding compartment	203M52	\$	3,320.00
	Crack Sealing Wand	203M02	\$	1,020.00
	Additional Manual	203J48	\$	140.00
	Subtotal Spraypatcher Options		\$	0.00

#### LIGHTING OPTIONS

	Arrowboard 30" x 60"	203J42	\$	2,600.00
	Subtotal Lighting Options		\$	0.00

#### SPECIAL PAINT OPTIONS

1	Paint, Standard	203N59	\$	0.00
	Paint, Special: Sweeper Unit Only *	203J45	\$	1,845.00
	Special Paint Color: _____ Special Paint Code: _____			
1	Decal Kit	204E52	\$	0.00
	Subtotal Special Paint		\$	0.00

QTY	SPECIAL OPTIONS REQUEST	Part#	Price

[illegible]



Supersedes June 1, 2018  
Effective January 1, 2019  
(REV4)

Prices shown in US Dollars

Portable Air Compressors		
<u>Model</u>	<u>PSI</u>	<u>List</u>
<b>110 CFM</b>		
<b>Kubota D1150 T4 Final 24 hp Diesel Engine</b>		
D110PKU	100	\$17,400
<b>185 CFM</b>		
<b>Deutz D2491 Z4124 Final 49 hp Diesel Engine</b>		
D185PDZ	100	\$26,400
<b>Isozu 4142PT4 Final 49 hp Diesel Engine</b>		
D185PIZ4	100	\$24,800
<b>210 CFM</b>		
<b>Deutz D2491 Z4124 Final 74 hp Diesel Engine</b>		
D210PHDZ	100/150	\$30,700
<b>260 CFM</b>		
<b>Deutz D2491 Z4124 Final 74 hp Diesel Engine</b>		
D260PDDZ	100/150	\$33,800
<b>375 CFM</b>		
<b>John Deere 4045HFC04124 Final 100 hp Diesel Engine</b>		
D375PHJD4	100/150	\$70,800
D375PHJD4AF	100/150	\$75,500
<b>400 CFM</b>		
<b>John Deere 4045HFC06124 Final 173 hp Diesel Engine</b>		
D400PHJD4	100/200	\$75,600
D400PHJD4AF	100/200	\$81,300
<b>450 CFM</b>		
<b>John Deere 4045HFC04124 Final 120 hp Diesel Engine</b>		
D450PJD4	100	\$72,800
D450PJD4AF	100	\$77,900
<b>Utility Air Compressors</b>		
<u>Model</u>	<u>PSI</u>	<u>List</u>
<b>110 CFM</b>		
<b>Kubota D1150 T4 Final 24 hp Diesel Engine</b>		
D110UKU	100	\$17,900
<b>185 CFM</b>		
<b>Deutz D2491 Z4124 Final 49 hp Diesel Engine</b>		
D185UDZW	100	\$27,000
<b>210 CFM</b>		
<b>John Deere 4045HFC06124 Final 74 hp Diesel Engine</b>		
D210UJD4PTOW	100/150	\$32,700
<b>260 CFM</b>		
<b>John Deere 4045HFC06124 Final 74 hp Diesel Engine</b>		
D260UJD4PTOW	100	\$39,600

W=White

## Portable Air Compressors (continued)

Model	PSI	List
750 CFM		
Cummins QSB 6.7 T4 Final-Stage V 310 hp Diesel Engine		
D750PH4CU5	100/150	\$136,400
D750PH4CU5AF	100/150	\$143,400
CAT C9.3 T4 Final 350 hp Diesel Engine		
D750PHCA4	100/150	\$178,600
D750PHCA4AF	100/150	\$184,300
825 CFM		
Cummins QSB 6.7 T4 Final-Stage V 310 hp Diesel Engine		
D825PH4CU5	100/150	\$136,400
D825PH4CU5AF	100/150	\$143,400
CAT C9.3 T4 Final 350 hp Diesel Engine		
D825PHCA4	100/150	\$178,600
D825PHCA4AF	100/150	\$184,300
900 CFM		
Cummins QSB 6.7 T4 Final-Stage V 310 hp Diesel Engine		
D900PH4CU5	100/150	\$136,400
D900PH4CU5AF	100/150	\$143,400
CAT C9.3 T4 Final 350 hp Diesel Engine		
D900PHCA4	100/150	\$178,600
D900PHCA4AF	100/150	\$184,300
1600 CFM		
Cummins QSK 15 T4 Final 535 hp Diesel Engine		
D1600PHCU4	100/150	\$264,300
D1600PHCU4AF	100/150	\$275,000
CAT C15 T4 Final 540 hp Diesel Engine		
D1600PPHCA4	100/150	\$282,900
D1600PPHCA4AF	100/150	\$295,700
High Pressure Portable Air Compressors		
Model	PSI	List
750 CFM		
Cummins QSK 15 T4 Final 535 hp Diesel Engine		
D750PXHCU4	350	\$269,300
CAT C15 T4 Final 540 hp Diesel Engine		
D750PXHCA4	350	\$292,900
950 CFM		
Cummins QSK 15 T4 Final 535 hp Diesel Engine		
D950PXHCU4	350	\$269,300
CAT C15 T4 Final 540 hp Diesel Engine		
D950PXHCA4	350	\$279,900
1150 / 900 CFM		
Cummins QSK 15 T4 Final 535 hp Diesel Engine		
D1150PXHDCU4	350/500	\$292,900
D1150PXHDCU4AF	350/500	\$300,000
CAT C15 T4 Final 540 hp Diesel Engine		
D1150PXHDCA4	350/500	\$292,900
D1150PXHDCA4AF	350/500	\$292,900

All Funds To Be Remitted in US Dollars

AF=Aftercooled & Filtered



## Statewide Contract Addendum

---

*This addendum is added to and is to be considered part of the subject contract.*

**Contract Issuance Date: 11/01/2017**

**Statewide Contract #: SW195**

**Contract Title: Road Maintenance Equipment**

**Addendum Date: 11/8/2018**

**Addendum #: 2**

This Addendum is to renew this contract through 10/31/2019.



# CONTRACT

State of Oklahoma

Dispatch via Print

Supplier 0000010155  
DITCH WITCH OF OKLA  
4501 E 2ND ST  
EDMOND OK 73034-7546  
USA

<b>Contract ID</b> 0000000000000000000000004988			Page 1 of 1	
<b>Contract Dates</b> 11/01/2017 to 10/31/2019		<b>Currency</b> USD	<b>Rate Type</b> CRRNT	<b>Rate Date</b> PO Date
<b>Description:</b> SW195			<b>Contract Maximum</b> 0.00	
<b>Allow Open Item Reference</b>				
<b>TYPE: STATEWIDE</b>				

Tax Exempt? Y Tax Exempt ID:736017987

## Contract Lines:

Line #	Cat CD / Item ID / Item Desc	UOM	Minimum Order		Maximum / Open	
			Qty	Amt	Qty	Amt
1	20111610 / Trencher Agency to fill in Brand and Model and Price.	EA	0.00	0.00	0.00	0.00
Contract Base Pricing			0.00000	EA	0001	

## COMMENTS:

SW195 Ditch With - Road Maintenance Equipment

Contract Period: 11/01/2018 - 10/31/2019  
Agreement Period: 11/01/2017 - 10/31/2022

Primary Contact:  
Grant Goley 405-348-4633  
Email:  
ggoley@ditchwitchok.com

Final = The price is final after adjustments  
Hard = Apply adjustments regardless of other adjustments  
Skip = Skip adjustments if any other adjustments have been applied

Authorized Signature



# CONTRACT

State of Oklahoma

Dispatch via Print

Supplier 0000061849  
 FRONTIER EQUIPMENT SALES LLC  
 4123 N BANNER RD  
 EL RENO OK 73036-9157  
 USA

Contract ID			Page	
0000000000000000000000004982			1 of 1	
Contract Dates		Currency	Rate Type	Rate Date
11/01/2017 to 10/31/2019		USD	CRRNT	PO Date
Description:			Contract Maximum	
SW195			0.00	
Allow Open Item Reference				
TYPE: STATEWIDE				

Tax Exempt? Y Tax Exempt ID:736017987

## Contract Lines:

Line #	Cat CD / Item ID / Item Desc	UOM	Minimum Order		Maximum / Open	
			Qty	Amt	Qty	Amt
1	22101600 / 1000030453 ROAD MAINTENANCE: Screed	EA	1.00	0.00	0.00	0.00
2	22101600 / 1000030452 ROAD MAINTENANCE: Patchers	EA	1.00	0.00	0.00	0.00
3	22101505 / 1000030473 ROAD MAINTENANCE: Single Drum	EA	1.00	0.00	0.00	0.00
4	22101511 / 1000030465 ROAD MAINTENANCE: Compactor/Smooth Drum	EA	1.00	0.00	0.00	0.00
5	22101511 / 1000030463 ROAD MAINTENANCE: Compactor/Vibratory	EA	1.00	0.00	0.00	0.00
6	22101521 / 1000030445 ROAD MAINTENANCE: Scraper	EA	1.00	0.00	0.00	0.00

## COMMENTS:

SW195 - Road Maintenance Equipment

Contract Period: 11/01/2018 - 10/31/2019  
 Agreement Period: 11/01/2017 - 10/31/2022

Primary Contact:  
 Clark Kerr 405-354-2611  
 Email:  
 frontiercdk@gmail.com

Final = The price is final after adjustments  
 Hard = Apply adjustments regardless of other adjustments  
 Skip = Skip adjustments if any other adjustments have been applied

Authorized Signature



# CONTRACT

State of Oklahoma

Dispatch via Print

Supplier 0000070033  
 THE G W VAN KEPPEL COMPANY  
 8233 W RENO AVE  
 OKLAHOMA CITY OK 73127-7202  
 USA

<b>Contract ID</b> 0000000000000000000000004983			Page 1 of 2	
<b>Contract Dates</b> 11/01/2017 to 10/31/2019		<b>Currency</b> USD	<b>Rate Type</b> CRRNT	<b>Rate Date</b> PO Date
<b>Description:</b> SW195			<b>Contract Maximum</b> 0.00	
<b>Allow Open Item Reference</b>				
<b>TYPE: STATEWIDE</b>				

Tax Exempt? Y Tax Exempt ID:736017987

## Contract Lines:

Line #	Cat CD / Item ID / Item Desc	UOM	Minimum Order		Maximum / Open	
			Qty	Amt	Qty	Amt
1	22101621 / 1000030459 ROAD MAINTENANCE: Asphalt Distributor	EA	1.00	0.00	0.00	0.00
2	22101603 / 1000030462 ROAD MAINTENANCE: Road Wideners	EA	1.00	0.00	0.00	0.00
3	22101606 / 1000030461 ROAD MAINTENANCE: Chip Spreaders	EA	1.00	0.00	0.00	0.00
4	22101511 / 1000030465 ROAD MAINTENANCE: Compactor/Smooth Drum	EA	1.00	0.00	0.00	0.00
5	22101505 / 1000030443 ROAD MAINTENANCE: Double Drum	EA	1.00	0.00	0.00	0.00
6	22101505 / 1000030471 ROAD MAINTENANCE: Rollers/Pneumatic	EA	1.00	0.00	0.00	0.00
7	22101600 / 1000030452 ROAD MAINTENANCE: Patchers	EA	1.00	0.00	0.00	0.00
8	22101600 / 1000030451 ROAD MAINTENANCE: Reclaimer	EA	1.00	0.00	0.00	0.00
9	22101600 / 1000030454 ROAD MAINTENANCE: Router	EA	1.00	0.00	0.00	0.00
10	22101607 / 1000030447 ROAD MAINTENANCE: Paver/Track	EA	1.00	0.00	0.00	0.00
11	22101607 / 1000030446 ROAD MAINTENANCE: Pavers/Wheel	EA	1.00	0.00	0.00	0.00
12	22101600 / 1000030457 ROAD MAINTENANCE: Emulsion tank	EA	1.00	0.00	0.00	0.00

Final = The price is final after adjustments  
 Hard = Apply adjustments regardless of other adjustments  
 Skip = Skip adjustments if any other adjustments have been applied

Authorized Signature





# CONTRACT

## State of Oklahoma

Dispatch via Print

**Supplier** 0000070033  
THE G W VAN KEPPEL COMPANY  
8233 W RENO AVE  
OKLAHOMA CITY OK 73127-7202  
USA

<b>Contract ID</b> 0000000000000000000000004983			Page 2 of 2	
<b>Contract Dates</b> 11/01/2017 to 10/31/2019		<b>Currency</b> USD	<b>Rate Type</b> CRRNT	<b>Rate Date</b> PO Date
<b>Description:</b> SW195			<b>Contract Maximum</b> 0.00	
<b>Allow Open Item Reference</b>				
<b>TYPE: STATEWIDE</b>				

Tax Exempt? Y Tax Exempt ID:736017987

### Contract Lines:

Line #	Cat CD / Item ID / Item Desc	UOM	Minimum Order Qty	Amt	Maximum / Open Qty	Amt
13	25101920 / 1000030470 ROAD MAINTENANCE: Water tank trucks	EA	1.00	0.00	0.00	0.00
14	22101609 / 1000030449 ROAD MAINTENANCE: Asphalt Material Mixers	EA	1.00	0.00	0.00	0.00
15	22101505 / 1000030444 ROAD MAINTENANCE: Combination Rollers	EA	1.00	0.00	0.00	0.00
16	22101608 / 1000030469 ROAD MAINTENANCE: Cold Planers	EA	1.00	0.00	0.00	0.00
17	22101613 / 1000030468 ROAD MAINTENANCE: Heat Planers	EA	1.00	0.00	0.00	0.00
18	40151601 / Air Compressor	EA	1.00	0.00	0.00	0.00
	Contract Base Pricing		0.01000	EA		0001
19	40151802 / Air Compressor Parts	EA	1.00	0.00	0.00	0.00
	Contract Base Pricing		0.01000	EA		0001

### COMMENTS:

SW195 - Road Maintenance Equipment

Contract Period: 11/01/2018 - 10/31/2019  
Agreement Period: 11/01/2017 - 10/31/2022

Primary Contact:  
Marsha Moore  
Email:  
mmoore@vankeppel.com

Final = The price is final after adjustments  
Hard = Apply adjustments regardless of other adjustments  
Skip = Skip adjustments if any other adjustments have been applied

Authorized Signature



# CONTRACT

State of Oklahoma

Dispatch via Print

Supplier 0000242476  
 J & R EQUIPMENT LLC  
 PARTS DEPT  
 25 N COUNCIL RD STE C  
 OKLAHOMA CITY OK 73127-4923  
 USA

<b>Contract ID</b> 000000000000000000004984			Page 1 of 1	
<b>Contract Dates</b> 11/01/2017 to 10/31/2019		<b>Currency</b> USD	<b>Rate Type</b> CRRNT	<b>Rate Date</b> PO Date
<b>Description:</b> SW195			<b>Contract Maximum</b> 0.00	
<b>Allow Open Item Reference</b>				
<b>TYPE: STATEWIDE</b>				

Tax Exempt? Y      Tax Exempt ID:736017987

**Contract Lines:**

Line #	Cat CD / Item ID / Item Desc	UOM	Minimum Order		Maximum / Open	
			Qty	Amt	Qty	Amt
1	22101600 / 1000030452 ROAD MAINTENANCE: Patchers	EA	1.00	0.00	0.00	0.00
2	25101920 / 1000030470 ROAD MAINTENANCE: Water tank trucks	EA	1.00	0.00	0.00	0.00
3	22101600 / 1000030457 ROAD MAINTENANCE: Emulsion tank	EA	1.00	0.00	0.00	0.00

**COMMENTS:**

SW195 - Road Maintenance Equipment

Contract Period: 11/01/2018 - 10/31/2019

Agreement Period: 11/01/2017 - 10/31/2022

Primary Contact:  
 Rodney Womack  
 405-495-51120  
 Email:  
 rwomack@jrequip.net

Final = The price is final after adjustments  
 Hard = Apply adjustments regardless of other adjustments  
 Skip = Skip adjustments if any other adjustments have been applied

**Authorized Signature**



# CONTRACT

State of Oklahoma

Dispatch via Print

Supplier 0000073859  
KIRBY-SMITH MACHINERY INC  
P.O. BOX 270300  
OKLAHOMA CITY OK 73137  
USA

Contract ID			Page	
0000000000000000000000004987			1 of 1	
Contract Dates		Currency	Rate Type	Rate Date
11/01/2017 to 10/31/2019		USD	CRRNT	PO Date
Description:			Contract Maximum	
			0.00	
Allow Open Item Reference				
TYPE: STATEWIDE				

Tax Exempt? Y Tax Exempt ID:736017987

## Contract Lines:

Line #	Cat CD / Item ID / Item Desc	UOM	Minimum Order Qty	Amt	Maximum / Open Qty	Amt
1	40151601 / Air Compressors	EA	1.00	0.00	0.00	0.00
	Contract Base Pricing		0.01000	EA		0001
2	40151802 / Air Compressor Parts	EA	1.00	0.00	0.00	0.00
	Contract Base Pricing		0.01000	EA		0001

## COMMENTS:

SW195 - Road Maintenance Equipment

Contract Period: 11/01/2018 - 10/31/2019

Agreement Period: 11/01/2017 - 10/31/2022

## Primary Contact:

Bill Gustafson

405-495-5110

Email:

bgustafson@kirby-smith.com

Final = The price is final after adjustments  
Hard = Apply adjustments regardless of other adjustments  
Skip = Skip adjustments if any other adjustments have been applied

Authorized Signature



# CONTRACT

State of Oklahoma

Dispatch via Print

Supplier 0000072482  
 OCT EQUIPMENT LLC  
 7100 SW 3RD ST  
 OKLAHOMA CITY OK 73128-2704  
 USA

<b>Contract ID</b> 0000000000000000000000004985			Page 1 of 1	
<b>Contract Dates</b> 11/01/2017 to 10/31/2019		<b>Currency</b> USD	<b>Rate Type</b> CRRNT	<b>Rate Date</b> PO Date
<b>Description:</b> SW195			<b>Contract Maximum</b> 0.00	
<b>Allow Open Item Reference</b>				
<b>TYPE: STATEWIDE</b>				

Tax Exempt? Y      Tax Exempt ID:736017987

## Contract Lines:

Line #	Cat CD / Item ID / Item Desc	UOM	Minimum Order		Maximum / Open	
			Qty	Amt	Qty	Amt
1	22101608 / 1000030469 ROAD MAINTENANCE: Cold Planers	EA	1.00	0.00	0.00	0.00
2	22101505 / 1000030473 ROAD MAINTENANCE: Single Drum	EA	1.00	0.00	0.00	0.00
3	22101505 / 1000030471 ROAD MAINTENANCE: Rollers/Pneumatic	EA	1.00	0.00	0.00	0.00
4	22101505 / 1000030443 ROAD MAINTENANCE: Double Drum	EA	1.00	0.00	0.00	0.00

## COMMENTS:

SW195 - Road Maintenance Equipment

Contract Period: 11/01/2018 - 10/31/2019

Agreement Period: 11/01/2017 - 10/31/2022

### Primary Contact:

Jim Doughty

918-437-5085

Email:

jrdoughty@octequipment.com

Final = The price is final after adjustments  
 Hard = Apply adjustments regardless of other adjustments  
 Skip = Skip adjustments if any other adjustments have been applied

Authorized Signature



# CONTRACT

State of Oklahoma

Dispatch via Print

Supplier 0000186655  
WARREN CAT  
PO BOX 60662  
MIDLAND TX 79711-0662  
USA

<b>Contract ID</b> 0000000000000000000000004986			Page 1 of 2	
<b>Contract Dates</b> 11/01/2017 to 10/31/2018		<b>Currency</b> USD	<b>Rate Type</b> CRRNT	<b>Rate Date</b> PO Date
<b>Description:</b> SW195			<b>Contract Maximum</b> 0.00	
<b>Allow Open Item Reference</b>				
<b>TYPE: STATEWIDE</b>				

Tax Exempt? Y Tax Exempt ID:736017987

## Contract Lines:

Line #	Cat CD / Item ID / Item Desc	UOM	Minimum Order Qty	Amt	Maximum / Open Qty	Amt
1	22101511 / 1000030463 ROAD MAINTENANCE: Compactor/Vibratory	EA	1.00	0.00	0.00	0.00
2	22101511 / 1000030467 ROAD MAINTENANCE: Compactor/Combination	EA	1.00	0.00	0.00	0.00
3	22101511 / 1000030464 ROAD MAINTENANCE: Compactor/ Padfoot Soil	EA	1.00	0.00	0.00	0.00
4	22101511 / 1000030465 ROAD MAINTENANCE: Compactor/Smooth Drum	EA	1.00	0.00	0.00	0.00
5	22101505 / 1000030471 ROAD MAINTENANCE: Rollers/Pneumatic	EA	1.00	0.00	0.00	0.00
6	22101511 / 1000030466 ROAD MAINTENANCE: Compactor/Landfill	EA	1.00	0.00	0.00	0.00
7	22101600 / 1000030451 ROAD MAINTENANCE: Reclaimer	EA	1.00	0.00	0.00	0.00
8	22101600 / 1000030456 ROAD MAINTENANCE: Stabilizers	EA	1.00	0.00	0.00	0.00
9	22101607 / 1000030447 ROAD MAINTENANCE: Paver/Track	EA	1.00	0.00	0.00	0.00
10	22101607 / 1000030446 ROAD MAINTENANCE: Pavers/Wheel	EA	1.00	0.00	0.00	0.00
11	22101603 / 1000030462 ROAD MAINTENANCE: Road Wideners	EA	1.00	0.00	0.00	0.00
12	22101521 / 1000030445 ROAD MAINTENANCE: Scraper	EA	1.00	0.00	0.00	0.00

Final = The price is final after adjustments  
Hard = Apply adjustments regardless of other adjustments  
Skip = Skip adjustments if any other adjustments have been applied

Authorized Signature



# CONTRACT

State of Oklahoma

Dispatch via Print

Supplier 0000186655  
WARREN CAT  
PO BOX 60662  
MIDLAND TX 79711-0662  
USA

Contract ID			Page	
0000000000000000000000004986			2 of 2	
Contract Dates		Currency	Rate Type	Rate Date
11/01/2017 to 10/31/2018		USD	CRRNT	PO Date
Description:			Contract Maximum	
SW195			0.00	
Allow Open Item Reference				
TYPE: STATEWIDE				

Tax Exempt? Y Tax Exempt ID:736017987

## Contract Lines:

Line #	Cat CD / Item ID / Item Desc	UOM	Minimum Order Qty	Amt	Maximum / Open Qty	Amt
13	25101920 / 1000030470 ROAD MAINTENANCE: Water tank trucks	EA	1.00	0.00	0.00	0.00
14	25101919 / Commercial Road Broom	EA	1.00	0.00	0.00	0.00
	Contract Base Pricing		0.01000	EA		0002
15	25101919 / Road Broom parts/accessories	EA	1.00	0.00	0.00	0.00
	Contract Base Pricing		0.01000	EA		0002
16	40151601 / Air Compressor	EA	1.00	0.00	0.00	0.00
	Contract Base Pricing		0.01000	EA		0002
17	40151802 / Air Compressor Parts	EA	1.00	0.00	0.00	0.00
	Contract Base Pricing		0.01000	EA		0002

## COMMENTS:

SW195 - Road Maintenance Equipment

Contract Period: 11/01/2018 - 10/31/2019  
Agreement Period: 11/01/2017 - 10/31/ 2022

Primary Contact: Buzz McDonald  
405-246-6072  
Email:  
Buzz.mcdonald@warrencat.com

Final = The price is final after adjustments  
Hard = Apply adjustments regardless of other adjustments  
Skip = Skip adjustments if any other adjustments have been applied

Authorized Signature





## Notice of Statewide Contract Award

---

*Official signed contract documents are on file with OMES-Central Purchasing.*

**Contract Title:** Road Maintenance Equipment

**Statewide Contract #:** SW 195

**Contract Issuance Date:** 11/01/2017

**Total Number of Suppliers:** Several (For details see: Supplier Information Sheet)

**Contract Period:** 11/01/2017 through 10/31/2018

**Agreement Period:** 11/01/2017 through 10/31/2022

**Authorized Users:** This Contract shall be made available to all State Departments, Boards, Commissions, Agencies and Institutions. The Oklahoma Statutes also allow Counties, School Districts and Municipalities to use this contract as well as State entities other than the State of Oklahoma if statutes allow for it.

**Contract Priority:** Mandatory

**Type of Contract:** Fixed Price

**OMES-CP Contact:** Joyce Leivas

Phone: 1 - 405 - 521 - 2479

**Title:** Contracting Officer

Fax: 1 - 405 - 521 - 4475

Email: [Joyce.Leivas@omes.ok.gov](mailto:Joyce.Leivas@omes.ok.gov)



## **B. SPECIAL PROVISIONS**

### **B.1. Type of Contract**

- B.1.1.** This will be a mandatory statewide contract that is available to all state agencies. Other government entities may avail themselves of this contract, including those in other states if their statutes allow for the use of other state's contracts, sometimes known as "piggybacking".
- B.1.2.** All state agencies must use the contract for the products specified herein unless the ordering agency has received a written exception from the contracting Officer. The State of Oklahoma reserves the right to conduct separate procurements to establish contracts for the same or similar products for any agency's specific needs.
- B.1.3.** The State of Oklahoma shall not guarantee any minimum or maximum amount under this contract, also known as an indefinite quantity contract.
- B.1.4.** This contract will be for the purchase of equipment, warranty work and parts.
- B.1.5.** This contract may be awarded to multiple vendors.

### **B.2. Contract Period**

This Contract is for Date of Award through one year with the option to renew for up to four (4) additional one year periods.

### **B.3. Extension of Contract**

The State may extend the term of this contract for up to 180 days if mutually agreed upon by both parties in writing.

### **B.4. Authorized Users**

This Contract shall be made available to all State Departments, Boards, Commissions, Agencies and Institutions. The Oklahoma Statutes also allow Counties, School Districts, Tribes and Municipalities to use this contract as well as State entities other than the State of Oklahoma if statutes allow for it.

### **B.5. Gratuities**

The right of the successful vendor to perform under this contract may be terminated by written notice if the Contracting Officer determines that the successful vendor, or its agent or another representative offered or gave a gratuity (e.g., an entertainment or gift) to an officer, official or employee of Central Purchasing.

### **B.6. Travel**

No reimbursable travel is contemplated under the terms of this contract.

### **B.7. Energy Conservation**

Oklahoma is an energy conservation State and we welcome any comments on your RFP that would indicate energy savings such as brochures, specifications, and descriptions of equipment that indicate environmentally friendly construction/usage..

### **B.8. Conflict of Interest**

The RFP is subject to the provisions of the Oklahoma Statutes. All Suppliers must disclose the name of any officer, director or agent who is also an employee of the State of Oklahoma or any of its agencies. Further all Suppliers must disclose the name of any State Employee who owns, either directly or indirectly, an interest of five percent (5%) or more in the supplier firm or any of its branches.

### **B.9. Patents and Royalties**

The Supplier without exception, shall indemnify and save harmless the State of Oklahoma and its employees from liability of any nature or kind, including cost and expenses for or on account of any copyrighted, patented or unpatented invention, process, or article manufactured or used in the performance of the contract including its use by the State of Oklahoma. If the Supplier uses any design, device or materials covered by letters, patent or copyright, it is mutually agreed and understood without exception that the RFP prices shall include all royalties or cost arising from the use of such design, device, or materials in any way involved in the work.

### **B.10. Property loss**

The Supplier shall reimburse the government entity for such property loss or damage caused by supplier, its employees or for anyone whose acts the supplier may be liable.

## **B.11. Contract Management Fee**

- B.11.1.** As provided by State Statute 85.33A, the Central Purchasing will assess a Contract Management Fee of 1% of total contract sales to all government entities. Awarded Supplier(s) shall remit payment of the fee on a quarterly basis in conjunction with the quarterly sales report. The fee amount is not to be invoiced to any contract users, either as an item on a sales invoice or by any other means. Delinquency in payment may be considered cause for contract termination.
- B.11.2.** Supplier shall make payment by company check to OMES (Office of Management and Enterprise Services) Central Purchasing Division within 45 days of the completion of the quarterly reporting period. To ensure the payment is credited properly, the Supplier must identify the check as "Contract Management Fee" and include the following information with payment: SW195 Road Maintenance Equipment. The Contract Management Fee shall be mailed to:

**Office of Management and Enterprise Services**  
**Attention: Accounts Receivable**  
**5005 N Lincoln Blvd Ste 300**  
**Oklahoma City OK 73105**

## **B.12. Contract Usage Reporting Requirements**

- B.12.1.** Reports shall provide the total dollar amounts sold to all political entities that include but are not limited to State Agencies, Counties, Cities, Schools, Hospitals, and Municipalities. Items sold should be itemized in order for the Contracting Officer to ascertain what type of equipment is being purchased.
- B.12.2.** Reports shall be submitted quarterly regardless of quantity. A standardized form has been developed for Supplier use.
- B.12.3.** If there are no sales reported by the vendor during the contract term, or if the vendor fails to report sales that have been discovered through state purchasing reports, the State reserves the right to terminate the contract.

**Usage reports shall be sent electronically, by email to: [strategic.sourcing@omes.ok.gov](mailto:strategic.sourcing@omes.ok.gov)**

<b>Reporting Quarter</b>	<b>Due Date</b>
<b>January 1 through March 31</b>	<b>May 15<sup>th</sup></b>
<b>April 1 through June 30</b>	<b>August 15<sup>th</sup></b>
<b>July 1 through September 30</b>	<b>November 15<sup>th</sup></b>
<b>October 1 through December 31</b>	<b>February 15<sup>th</sup></b>

## **C. SOLICITATION SPECIFICATIONS**

### **C.1. Scope**

- C.1.1.** The State of Oklahoma Central Purchasing Division is charged with developing statewide contracts for all government entities to use that have been competitively solicited for the best possible pricing or percentage discount off pricing based on high volume purchasing. Multi-unit discounts are encouraged. This contract's main customer base will be state agencies, cities and municipalities and counties.
- C.1.2.** The purpose of this competitive solicitation is to develop a "catalog discount" contract to provide for equipment to be made available for purchase on a statewide basis. Manufacturers as well as Dealers are encouraged to bid directly on the contract, as this will be a multiple award contract for both equipment and warranty work with replacement parts.
- C.1.3.** We have determined that the best pricing structure for this type of contract is a simple "percentage off" of the current dated manufacturer's government or commercial catalog or price list with a copy

of the catalog pricing page or price list to be made available to the purchaser for their accounting divisions at the time of order.

## **C.2. Authorized Representative**

- C.2.1.** Suppliers may offer any brand for which they are an authorized dealer, distributor or service representative. A current, dated, and signed letter of authorization from the manufacturer that states the Supplier is an authorized distributor, dealer, or service representative and is authorized to sell the manufacturer's products in the State of Oklahoma is to be submitted with the response.
- C.2.2.** If the Manufacturer is responding to this solicitation, please submit a list of authorized dealers, distributors or service representatives located in the State of Oklahoma and the product line you are the manufacturer of.

## **C.3. Licensing**

Sales of motor vehicles in the State of Oklahoma are subject to the Oklahoma Motor Vehicle Commission Statutes. (Oklahoma Statutes, Title 47 - Motor Vehicles, Chapter 62) Offeror certifies by submission of a response that all required Oklahoma Motor Vehicle Commission licenses are in place and current, and that copies of all such licenses have been submitted with the Response. It is the Vendor's responsibility to keep all required Oklahoma Motor Vehicle Commission licensing current during the term of the contract and to furnish copies at any time upon request by Central Purchasing. If the Vendor does not maintain current licensing, Central Purchasing may immediately terminate the contract upon discovery of the expiration of the license. Contracts for motor vehicles to be sold within the state of Oklahoma may be made only with properly licensed Oklahoma Motor Vehicle Dealers.

## **C.4. Warranty-Equipment/Options/Accessories/Attachments**

- C.4.1.** The Successful Supplier agrees the products furnished under this contract shall be covered by all commercial warranties the contractor provides for such products, and rights and remedies provided herein are in addition to and do not limit any rights afforded to the State of Oklahoma by any other clause of this contract.
- C.4.2.** The Supplier warrants that at the time of delivery, all equipment and purchased under this contract will be free from defects in material or workmanship and will conform to the specifications and all other requirements of this contract.
- C.4.3.** All warranty work performed and parts/materials supplied shall meet original equipment manufacturer (OEM) warranty requirements. Equivalent substitutions must be approved by the agency contact person prior to installation.
- C.4.4.** Warranty work performed not meeting specifications or found to be defective, shall not be accepted. The supplier shall be required to make repairs or corrections at no additional cost to the agency.
- C.4.5.** Supplier shall furnish a copy of their warranty applicable for the equipment.
- C.4.6.** All equipment warranties shall start on the date of delivery and shall be for the full term of said warranty.
- C.4.7.** Before actual warranty work begins, ownership of the equipment shall be established to ensure the equipment in need of repair belongs to the government entity requesting the service. The following information shall be provided in order to determine ownership of the equipment:
  - C.4.7.1.** Name of government entity and division, if applicable.
  - C.4.7.2.** Make, Model, and VIN of equipment
  - C.4.7.3.** Control number of government entity (Inventory number)
  - C.4.7.4.** Repairs made that are covered by a warranty shall not be paid for by the government entity.
  - C.4.7.5.** The Supplier shall furnish all necessary supervision, labor, equipment, tools, parts, materials, and supplies needed for the warranty repair work.
  - C.4.7.6.** All persons utilized in the performance of this contract shall be employees of the supplier and be fully qualified to perform the warranty work required. Warranty work shall be performed by certified or trained or authorized service technicians.

- C.4.8.** Equipment that will remain in the supplier's possession overnight and for extended periods shall be stored in a safe and secure location for protection from theft and environmental dangers. The supplier shall be responsible for the proper care and custody of any state owned equipment in the supplier's possession.

## **C.5. Insurance**

- C.5.1.** Prior to the commencement of this contract, the supplier shall obtain and keep in full force and effect until the termination of this contract, insurance coverage with an insurance company licensed and qualified under the laws of Oklahoma.
- C.5.2.** The supplier shall maintain insurance coverage in an amount not less than \$500,000 at all times during the entire term of this contract. The following types of risks shall be covered in the supplier's policy:
- Worker's Compensation Insurance and employer's liability insurance sufficient to cover supplier's employees as required by the State of Oklahoma.
  - Comprehensive General Liability Insurance to include Products/Completed Operations, Premises Operations, Personal Injury, Medical Expenses and Fire Damage.
  - Commercial Automobile Insurance, hired and non-owned.
  - Garage keepers Liability Insurance.
  - Commercial Property Coverage.

## **C.6. Quality of Parts**

- C.6.1.** Parts under these specifications should be name brand, nationally advertised merchandise. Equivalent substitutions must be approved by the agency contact person.
- C.6.2.** After Market Repair parts must be equal to, or exceed original equipment manufacturer's specifications.
- C.6.3.** Repair parts must be packaged and distributed under their respective nationally known name brands.
- C.6.4.** All rebuilt or remanufactured parts must meet the same requirements as listed above.
- C.6.5.** Some repair parts may be required to be original equipment manufactured repair parts. Suppliers must carry a complete line of OEM parts for all models of equipment they carry.
- C.6.6.** Preservation, packaging, and packing and marking will be in accordance with best commercial practice to provide adequate protection against shipping damage.

## **C.7. Warranty-Parts**

- C.7.1.** Suppliers are required to provide any buy-back, trade-in, or exchange policy concerning repair parts sold to government Entities.
- C.7.2.** Supplier shall correct ordering errors without further cost to the ordering entity.
- C.7.3.** A copy of the Warranty shall be included for replacement parts purchased.

## **C.8. Repair Facilities**

Repair facilities that will perform the warranty work of items on contract shall be identified on the Pricing Page.

## **C.9. Ordering**

- C.9.1.** No minimum orders will be considered under this contract.
- C.9.2.** Options/Accessories/Attachments on ordered equipment shall include all standard items normally furnished by the manufacturer/dealer for the basic equipment being purchased.
- C.9.3.** Suppliers shall identify any websites that can be of assistance in determining needs and calculating total cost of items purchased.
- C.9.4.** Any trade-in allowances determined by the dealer shall be deducted from the established current price after the discount is applied. The formula will be to deduct the discount from the established current price and then take off the trade-in allowance.
- Example: List price is \$17,199, and the discount is 23% and the trade-in is \$6,000.  $\$17,199 - 23\% = \$13,243.23$ .  $\$13,243 - \$6000 = \$7,243.23$ , final price.

- C.9.5.** The Customer is responsible for being familiar with all of the contract terms and conditions.
- C.9.6.** Supplier shall furnish any required Safety Data Sheets or a composite concentration list prior to contract award, with the product invoice, **or** at the request of Central Purchasing.
- C.9.7.** Suppliers shall provide catalogs and current price lists at no charge upon customer or Contracting Officer's request.
- C.9.8.** All equipment shall be delivered with one copy of the operator's manual, and an illustrated repair parts manual or list. If other manuals are required by the customer, they shall be offered at the discount offered in the Price Sheets.

## **C.10. Invoices**

To ensure prompt payment, the invoice shall include the following information:

- C.10.1.** Purchase order number if applicable.
- C.10.2.** Make, model, and VIN number of equipment.
- C.10.3.** Name of government entity.
- C.10.4.** Description of equipment purchased or warranty services performed and/or parts, material and supplies provided.
- C.10.5.** The Manufacturer's suggested retail price less any trade-in allowance if applicable, contract percentage discount off, freight cost, set-up fees, any allied or incidentals, and the final price for each item delivered.
- C.10.6.** The copy of the current, dated manufacturer's Price List showing the price of the equipment if requested by the ordering party for their accounting purposes.
- C.10.7.** Name of company who provided the products/services.
- C.10.8.** Payment remittance address.
- C.10.9.** Payment made by government agencies will be made by the procurement card that is issued by the State or Purchase Orders. Other entities may use Purchase Orders or Procurement cards.
- C.10.10.** Each Dealer/manufacturer who is awarded a contract as a result of this Solicitation shall be the only office authorized to receive orders, invoice and receive payment. If the Manufacturer or Dealer wishes to ship or provide a service from a point other than the address listed on the solicitation documents, they will furnish a list of these locations as part of their response.

## **C.11. Payment**

- C.11.1.** Payment method by State Agencies will be Purchase Orders.
- C.11.2.** Payment method by other government entities (Cities, Counties, Municipalities, Schools, and other State governments will be as in C.11.1 above or other purchasing methods, such as lease-purchase, as allowed by their purchasing guidelines, regulations or statutory mandates. For Lease purchases, the government entity is to follow the policies and procedures outlined by their purchasing authority or state regulations and statutes.
- C.11.3.** For County purchases by lease purchase, the Management Services Division of the State Auditor and Inspectors (SAI) Office has encouraged the use of an approved agreement form, Lease Purchase of Equipment Form 120B, as well as a Full Warranty Lease form, developed by their office. The State Auditor and Inspectors Office, through its Constitutional Authority, Article VI Section 19, establishes accounting procedures and forms and provides assistance to counties and other forms of local government. Link to the forms listed on the State Auditor website [https://www.sai.ok.gov/publications\\_forms/county\\_clerk.php?action=showform&formdiv=5](https://www.sai.ok.gov/publications_forms/county_clerk.php?action=showform&formdiv=5)
- C.11.4.** For those Government Entities subject to the Oklahoma Bond Oversight and Reform Act 62. O.S., Section 695.1 et seq., the Council of Bond Oversight reviews and must approve any request for financing by a State Government entity. (All state and local government entities). The State Bond Advisor's Office serves as staff to the Council of Bond Oversight. See Chapter 10, Administration of the Oklahoma Bond Oversight and Reform Act (Administrative Rules) Link to the Council of Bond Oversight website: [https://www.ok.gov/bondadvisor/Bond\\_Oversight/index.html](https://www.ok.gov/bondadvisor/Bond_Oversight/index.html)

**C.11.1. C.15.5.** Lease Purchase Rates may be adjusted during the contract period. All lease purchase agreements established by using prices obtained from Suppliers listed as a participant in this competitively bid statewide contract shall be included in the total sales reported by the vendors.

## **C.12. Delivery**

**C.12.1.** Delivery of equipment is to be made within 120 calendar days after receipt of order unless other arrangements are made between the ordering party and the Supplier. Earlier deliveries are encouraged however there shall be no change in contract price or discount terms because of the earlier delivery.

**C.12.2.** All equipment is to be delivered new, unused, assembled, serviced, oiled and ready for immediate use, unless otherwise requested by the customer. Liability for product delivery remains with the Supplier until delivered and accepted.

**C.12.2.1.** Delivery shall be made in accordance with instructions on purchase order from each agency. If there is a discrepancy between the purchase order and what is listed on the contract; it is the Supplier's obligation to seek clarification from the ordering party and, if applicable, from the Contracting Officer listed as the contact person in Central Purchasing.

**C.12.3.** Delivery on parts is to be made within 30 days.

**C.12.4.** One Operating Manual, an illustrated parts manual or List, and the Warranty, shall be furnished for each new item purchased, as well as any proprietary tools necessary to perform routine service or adjustments, all at no additional cost.

## **C.13. Training**

**C.13.1.** Vendor is to provide their training opportunities for the equipment they are bidding with their response to this solicitation

## **C.14. Price Adjustments**

**C.14.1.** Since the various manufacturers update their pricing throughout the year and at different times during the year, there will be no pre-determined price adjustment time period for this contract however the discounts provided by the Supplier can be increased during the contract period at any time.

**C.14.2.** The contract price shall be the Manufacturers dated Price List (MPL) in effect at the time the order is placed less the discount percentage offered. Manufacturer Price lists will be that price list published by the manufacturer.

**C.14.3.** Vendor is to notify the contracting officer at least 30 days before a price adjustment will occur, or as soon as possible upon notification from the manufacturer.

**C.14.4.** Vendors are to include information concerning their return policy.

**C.14.5.** See C.9.4 concerning trade-in allowances.

## **C.15. Allowable Charges**

**C.15.1.** Freight/Shipping/Set-up Fees.

**C.15.2.** Delivery is to be FOB Destination (of ordering entity) freight collect.

**C.15.3.** Any Freight, shipping and handling costs and set-up fees paid by the ordering entity are to be annotated on the quote/invoice as a separate line item.

**C.15.4.** Quotes shall show The Manufacturer's suggested retail price less any trade-in allowance if applicable, contract percentage discount off, freight cost, set-up fees, any allied or incidentals, and the final price for each item delivered

**C.15.5.** Allied and incidental items requested by customers to comply with their needs and with state or other government regulations. Allied equipment may only be sold in connection with the sale of a contract item. Items must be clearly labeled on the purchase order or quote as Allied.

**C.15.6.** Allied and incidental items are attachments, accessories, parts or bundles not manufactured by the contract vendor that are requested by the customer to complete the purchase of equipment awarded on contract.

**C.15.7.** Unpublished or non-contract options required to complete a product ordered.

#### **C.15.8. New Products**

**C.15.8.1.** New Products may be added to the contract as they are introduced by a manufacturer however the discount cannot be lowered throughout the contract period.

**C.15.8.2.** Dealers who become authorized dealers for other products during the contract period may add those products to their lists of equipment offered.

#### **C.15.9. Discontinued Products**

**C.15.9.1.** Vendors are to notify the Contracting Officer of any changes in their schedule of equipment such as discontinued products or replacement models.

### **D. EVALUATION**

#### **Evaluation Process**

In the initial phase of the evaluation process, all proposals timely received will be reviewed. Unacceptable proposals will be eliminated from further consideration. A pass/fail and weighted score methodology of selection with both objective and subjective criteria will be used.

Award of a contract resulting from this RFP may be made to multiple Suppliers in accordance with the method identified within this section. The state reserves the right to award on receipt of initial proposals without an opportunity for discussion or proposal revision, so Suppliers are encouraged to submit their most favorable proposal at the time established for receipt of proposals.

**D.1. Price 30%**

**D.2. Past performance 10%**

**D.3. Ability to meet requirements 60%**

The State reserves the right to negotiate with one or more Contractors. Central Purchasing may negotiate any and all content of the proposal.

### **E. INSTRUCTIONS TO SUPPLIER**

Please carefully read all the Sections of this solicitation as your response indicates your understanding of what is requested.

Section "A" is standard terms for all Central Purchasing Contracts

Section "B" contains terms specific to this contract. Section "B" may contain terms that take precedence over the terms in Section "A". See Section A.30.

Section "C" is the scope of work for this contract.

Section "H" Price and Cost. There are attachments for pricing. You will not have to fill out pricing on every attachment unless you sell all the equipment we are requesting. You only have to return the attachments for the equipment you sell. You DO have to fill out and return all of the rest of the documents. Attachments will be posted with the solicitation as well as the contact information for suppliers, all in Microsoft Word format.

You can submit pricing already figured with the discount if you wish.

If you will be providing leasing through your company finance office please list the present rates offered. You will be responsible for updating the information for the contract during the contract period.

If you have questions, you must submit them by the date and time noted on the first page of the solicitation documents.

You can but you do not have to submit electronic brochures for the equipment you are offering. These will be requested throughout the contract period by the customers and/or the contracting officer in charge of maintaining the contract. As much information as possible will be placed on Central Purchasing's website along with your contract documents.

### **F. CHECKLIST**

\_\_\_Your entire response submitted on a flash drive or cd. (We are mostly electronic so paper bids will be scanned to an electronic filing system if you were to submit them).

\_\_\_Copy of Workman's Comp Insurance Policy

\_\_\_Training plan offered with sales

\_\_\_A current, dated, and signed letter of authorization from the manufacturer

- ☐ If a manufacturer submitting a response, a list of certified dealers within the State of Oklahoma authorized to sell and service your products
- ☐ Specifications of equipment offered
- ☐ Copy of Oklahoma Motor Vehicle Commission license (if applicable to you)
- ☐ Copy of Certificate of Good Standing (If required to be registered with the Secretary of State of Oklahoma)
- ☐ Vendor Reference document
- ☐ All Technical Questions answered completely
- ☐ Any brochures or other literature requested (warranty information, re-stocking, marketing)

## G. OTHER

None

## H. PRICE AND COST

**The State of Oklahoma is requesting pricing for Road Maintenance equipment. The pricing matrix is a percentage off the Manufacturer's list price. Vendors can submit actual pricing schedules for their equipment though, with the percentage discount already figured. Attachments have been provided in Microsoft Word.**

The State of Oklahoma has been a leader in the push for State use of CNG-powered vehicles. If you have products that are fueled by means other than gas or diesel fuel, and that are considered environmentally friendly, please include them in your response.

Manufacturers responding please include a listing of Distributors/Dealers for the State of Oklahoma to include Name of business, Address, contact names, phone numbers, fax numbers, email addresses and websites.

Suppliers may submit specifications for all equipment bid, as well as options available. Please submit these specifications on a cd or dvd or flash drive. It is preferred that vendors have a website where customers can go and view the products. The Central Purchasing Statewide Contract website will be updated as necessary.

You will be expected to provide brochures and descriptive literature to those customers who request it and the contracting officer responsible for the maintenance of the contract. Although you will not be required to send actual pricing sheets as the prices are updated, you will be required to notify the contracting officer when there are price increases and a note will be made to the website where your contract will be located.

The Supplier will be expected to notify the Contracting Officer of any changes in the Company status, such as mergers, sell offs, discontinuation of equipment, addition of equipment lines and changes in the contact information for the contract. It is imperative that the Contracting Officer be able to contact someone at all times during business hours, especially when helping an entity make a decision on equipment they want to purchase.

With the age of technology, customers are more likely to use the internet to research the equipment they are interested in buying. We will put a link to your website on the contract website. Please provide a guide to the use of your website if you require a name and password to access current pricing, if listed, at no subscription cost to the State of Oklahoma. Also, please provide any additional enhancements such as any special ordering features available to users or a site with pricing specific to the Oklahoma contract even though we are not requiring you to offer a direct link to the Oklahoma-specific contract pricing or your current price lists.

Website: \_\_\_\_\_

Log-in required? ☐ Yes ☐ No

Government entities who will be buying from this contract will be expected to provide their accounting offices with a pricing sheet or pricing sheet reference date at the time they prepare their payment method. This pricing sheet will clearly state the Price Book/Catalog Number and Date. This sheet is to be attached to the quote provided by the Supplier. The quote will reference the Statewide contract number being used for the purchase. All set up charges, testing, and freight charges are to be included in the total price less discount offered.

Discounts offered will remain the same or can be increased throughout the contract period. Multiple Unit discounts are encouraged.





**State of Oklahoma  
Central Purchasing  
Division**

**Participation Form**

Thank you for your interest in using this State of Oklahoma statewide contract. This document is provided for those Government Entities other than Oklahoma State Agencies (which includes Oklahoma schools, counties and cities) to fill out and email to the Contracting Officer in charge of managing this contract. If you are in another state and are using this contract, please fill this out and return also. This document is for informational purposes only and will be used to aid in the tracking of the usage of this contract since government entities other than state agencies don't typically report their usage to Central Purchasing. Please fill this out and either attach this to an email and send it to [Joyce.Leivas@omes.ok.gov](mailto:Joyce.Leivas@omes.ok.gov) or fax to Joyce Leivas 405-521-4475.

**Road Maintenance Equipment  
Contract Number: SW195**

1. **Name of Government Entity (State, County, City, School, etc)**

---

2. **Primary Contact:**

The primary participating entity contact for this participation form is as follows:

**Name:** \_\_\_\_\_

**Address:** \_\_\_\_\_

**Telephone:** \_\_\_\_\_

**Fax:** \_\_\_\_\_

**E-mail:** \_\_\_\_\_

3. **Date Equipment Purchased from the contract:** \_\_\_\_\_

**Type & Brand:** \_\_\_\_\_

**Model:** \_\_\_\_\_

**Vendor purchased from:** \_\_\_\_\_

**Purchase Price:** \_\_\_\_\_

**Terms and conditions inconsistent with, contrary or in addition to the terms and conditions of this contract shall not be added to or incorporated into contract by any subsequent purchase order.**

SW195 Road Maintenance Equipment

Use the down arrows in the columns to sort

Type of Equipment	Sub-Type, narrows down search	Sub-sub-type	Brand	Manufacturer	Contract With	Oklahoma Dealer	Address	City	County	State	Zip	Phone
Broom			Superior	Superior	Oklahoma Dealer	Warren Power	PO Box 270720	Oklahoma City	Oklahoma	OK	73127	405-246-6072
Chipsreader			Etnyre	Fixed Hopper	Oklahoma Dealer	G W Van Keppel	8233 W Reno	Oklahoma City	Oklahoma	OK	73127	405-495-0606
Chipsreader			Etnyre	Variable Hopper	Oklahoma Dealer	G W Van Keppel	8233 W Reno	Oklahoma City	Oklahoma	OK	73127	405-495-0606
Cold Planer	Attachment	for skid steer	Case	Case	Oklahoma Dealer	OCT Equipment	7100 SW3rd	Oklahoma City	Oklahoma	OK	73128	405-789-6812
Compactor			Multiquip	Multiquip	Oklahoma Dealer	Frontier Equipment	PO Box 850114	Yukon	Canadian	OK	73085	405-354-2611
Compactor	Asphalt		Caterpillar	Caterpillar	Oklahoma Dealer	Warren Power	PO Box 270720	Oklahoma City	Oklahoma	OK	73127	405-246-6072
Compactor	Padfoot	Vibratory	Caterpillar	Caterpillar	Oklahoma Dealer	Warren Power	PO Box 270720	Oklahoma City	Oklahoma	OK	73127	405-246-6072
Compactor	Smooth	Vibratory	Caterpillar	Caterpillar	Oklahoma Dealer	Warren Power	PO Box 270720	Oklahoma City	Oklahoma	OK	73127	405-246-6072
Compactor	Landfill		Caterpillar	Caterpillar	Oklahoma Dealer	Warren Power	PO Box 270720	Oklahoma City	Oklahoma	OK	73127	405-246-6072
Ditcher			Maddock	Maddock	Oklahoma Dealer	G W Van Keppel	8233 W Reno	Oklahoma City	Oklahoma	OK	73127	405-495-0606
Drum	Double	Asphalt	Volvo	Volvo	Oklahoma Dealer	G W Van Keppel	8233 W Reno	Oklahoma City	Oklahoma	OK	73127	405-495-0606
Drum	Double	Vibratory	Case	Case	Oklahoma Dealer	OCT Equipment	7100 SW3rd	Oklahoma City	Oklahoma	OK	73128	405-789-6812
Drum	Double	Vibratory	Caterpillar	Caterpillar	Oklahoma Dealer	Warren Power	PO Box 270720	Oklahoma City	Oklahoma	OK	73127	405-246-6072
Drum	Combi	Asphalt	Caterpillar	Caterpillar	Oklahoma Dealer	Warren Power	PO Box 270720	Oklahoma City	Oklahoma	OK	73127	405-246-6072
Drum	Smooth		Caterpillar	Caterpillar	Oklahoma Dealer	Warren Power	PO Box 270720	Oklahoma City	Oklahoma	OK	73127	405-246-6072
Emulsion Tank			Etnyre	Etnyre	Oklahoma Dealer	G W Van Keppel	8233 W Reno	Oklahoma City	Oklahoma	OK	73127	405-495-0606
Mills			Volvo	Volvo	Oklahoma Dealer	G W Van Keppel	8233 W Reno	Oklahoma City	Oklahoma	OK	73127	405-495-0606
Mills			Bomag	Bomag	Oklahoma Dealer	G W Van Keppel	8233 W Reno	Oklahoma City	Oklahoma	OK	73127	405-495-0606
Mills			Maddock	Maddock	Oklahoma Dealer	G W Van Keppel	8233 W Reno	Oklahoma City	Oklahoma	OK	73127	405-495-0606
Mixer	Asphalt	Material	Kolberg	Kolberg	Oklahoma Dealer	G W Van Keppel	8233 W Reno	Oklahoma City	Oklahoma	OK	73127	405-495-0606
Oil Distributor			Etnyre	Etnyre	Oklahoma Dealer	G W Van Keppel	8233 W Reno	Oklahoma City	Oklahoma	OK	73127	405-495-0606
Patch Truck			Patch King	Patch King	Oklahoma Dealer	G W Van Keppel	8233 W Reno	Oklahoma City	Oklahoma	OK	73127	405-495-0606
Patchers			Schwarze	Schwarze	Oklahoma Dealer	Frontier Equipment	PO Box 850114	Yukon	Canadian	OK	73085	405-354-2611
Patchers			P B Loader	P B Loader	Oklahoma Dealer	J & R Equipment	8800 SW 8th St	Oklahoma City	Oklahoma	OK	73128	405-495-5110
Paver			Volvo	Volvo	Oklahoma Dealer	G W Van Keppel	8233 W Reno	Oklahoma City	Oklahoma	OK	73127	405-495-0606
Paver			Bomag	Bomag	Oklahoma Dealer	G W Van Keppel	8233 W Reno	Oklahoma City	Oklahoma	OK	73127	405-495-0606
Paver			Carlson	Carlson	Oklahoma Dealer	G W Van Keppel	8233 W Reno	Oklahoma City	Oklahoma	OK	73127	405-495-0606
Paver			Gilcrest	Gilcrest	Oklahoma Dealer	G W Van Keppel	8233 W Reno	Oklahoma City	Oklahoma	OK	73127	405-495-0606
Paver	Asphalt		Caterpillar	Caterpillar	Oklahoma Dealer	Warren Power	PO Box 270720	Oklahoma City	Oklahoma	OK	73127	405-246-6072
Reclaimer			Maddock	Maddock	Oklahoma Dealer	G W Van Keppel	8233 W Reno	Oklahoma City	Oklahoma	OK	73127	405-495-0606
Reclaimer	Pavement		Caterpillar	Caterpillar	Oklahoma Dealer	Warren Power	PO Box 270720	Oklahoma City	Oklahoma	OK	73127	405-246-6072
Reclaimer	Pavement		Weiler	Weiler	Oklahoma Dealer	Warren Power	PO Box 270720	Oklahoma City	Oklahoma	OK	73127	405-246-6072
Road Widener			Midland	Midland	Oklahoma Dealer	G W Van Keppel	8233 W Reno	Oklahoma City	Oklahoma	OK	73127	405-495-0606
Road Widener			Weiler	Weiler	Oklahoma Dealer	Warren Power	PO Box 270720	Oklahoma City	Oklahoma	OK	73127	405-246-6072
Roller			Multiquip	Multiquip	Oklahoma Dealer	Frontier Equipment	PO Box 850114	Yukon	Canadian	OK	73085	405-354-2611
Roller	Dirt		Volvo	Volvo	Oklahoma Dealer	G W Van Keppel	8233 W Reno	Oklahoma City	Oklahoma	OK	73127	405-495-0606
Roller	Pneumatic		Volvo	Volvo	Oklahoma Dealer	G W Van Keppel	8233 W Reno	Oklahoma City	Oklahoma	OK	73127	405-495-0606
Roller	Pneumatic	Tire	Case	Case	Oklahoma Dealer	OCT Equipment	7100 SW3rd	Oklahoma City	Oklahoma	OK	73128	405-789-6812
Roller	Pneumatic		Caterpillar	Caterpillar	Oklahoma Dealer	Warren Power	PO Box 270720	Oklahoma City	Oklahoma	OK	73127	405-246-6072

SW195 Road Maintenance Equipment

Use the down arrows in the columns to sort

Type of Equipment	Sub-Type, narrows down search	Sub-sub-type	Brand	Manufacturer	Contract With	Oklahoma Dealer	Address	City	County	State	Zip	Phone
Scraper			Multiquip	Multiquip	Oklahoma Dealer	Frontier Equipment	PO Box 850114	Yukon	Canadian	OK	73085	405-354-2611
Scraper	Wheel	Tractor	Caterpillar	Caterpillar	Oklahoma Dealer	Warren Power	PO Box 270720	Oklahoma City	Oklahoma	OK	73127	405-246-6072
Screed			Multiquip	Multiquip	Oklahoma Dealer	Frontier Equipment	PO Box 850114	Yukon	Canadian	OK	73085	405-354-2611
Sprayers			P B Loader	P B Loader	Oklahoma Dealer	J & R Equipment	8800 SW 8th St	Oklahoma City	Oklahoma	OK	73128	405-495-5110
Stabilizer			Caterpillar	Caterpillar	Oklahoma Dealer	Warren Power	PO Box 270720	Oklahoma City	Oklahoma	OK	73127	405-246-6072
Transfer Vehicle	Asphalt		Caterpillar	Caterpillar	Oklahoma Dealer	Warren Power	PO Box 270720	Oklahoma City	Oklahoma	OK	73127	405-246-6072
Truck	Vocational		Caterpillar	Caterpillar	Oklahoma Dealer	Warren Power	PO Box 270720	Oklahoma City	Oklahoma	OK	73127	405-246-6072
Water Truck			Etnyre	Etnyre	Oklahoma Dealer	G W Van Keppel	8233 W Reno	Oklahoma City	Oklahoma	OK	73127	405-495-0606
Water Truck			OMCO	OMCO	Oklahoma Dealer	J & R Equipment	8800 SW 8th St	Oklahoma City	Oklahoma	OK	73128	405-495-5110
Work Tools			Caterpillar	Caterpillar	Oklahoma Dealer	Warren Power	PO Box 270720	Oklahoma City	Oklahoma	OK	73127	405-246-6072
Air Compressor	Trailer mounted		Sullair	Sullair	Oklahoma Dealer	Warren Power	PO Box 270720	Oklahoma City	Oklahoma	OK	73127	405-246-6072
Air Compressor	Parts		Sullair	Sullair	Oklahoma Dealer	Warren Power	PO Box 270720	Oklahoma City	Oklahoma	OK	73127	405-246-6072
Air Compressor	Trailer mounted		Sullair	Sullair	Oklahoma Dealer	G W Van Keppel	8233 W Reno	Oklahoma City	Oklahoma	OK	73127	405-495-0606
Air Compressor	Parts		Sullair	Sullair	Oklahoma Dealer	G W Van Keppel	8233 W Reno	Oklahoma City	Oklahoma	OK	73127	405-495-0606
Air Compressor	Trailer mounted		Atlas Copco	Atlas Copco	Oklahoma Dealer	Kirby Smith	PO Box 270300	Oklahoma City	Oklahoma	OK	73137	405-495-7820
Air Compressor	Parts		Atlas Copco	Atlas Copco	Oklahoma Dealer	Kirby Smith	PO Box 270300	Oklahoma City	Oklahoma	OK	73137	405-495-7820
Trencher	Parts		Ditchwitch	DitchWitch	Oklahoma Dealer	Orange Power	9000 N I-35 Service Rd	Oklahoma City	Oklahoma	OK	73131	405-341-7831
Tack Tank	Truck Mounted	Parts	Falcon	Falcon	Manufacturer	Falcon	2000 Austin	Midland	Michigan	MI	48642	248-207-1783
Plate Compactor		Parts	Bomag	Falcon	Manufacturer	Falcon	2000 Austin	Midland	Michigan	MI	48642	248-207-1783
Vibratory Roller		Parts	Vibco	Falcon	Manufacturer	Falcon	2001 Austin	Midland	Michigan	MI	48642	248-207-1783
Asphalt Hot Box Patcher		Parts	Falcon	Falcon	Manufacturer	Falcon	2002 Austin	Midland	Michigan	MI	48642	248-207-1783
Quick ship-Hot Box		Parts	Falcon	Falcon	Manufacturer	Falcon	2002 Austin	Midland	Michigan	MI	48642	248-207-1783
Rammer			Multiquip	Multiquip	Oklahoma Dealer	Frontier Equipment	PO Box 850114	Yukon	Canadian	OK	73085	405-354-2611
compactor	w/water tank		Multiquip	Multiquip	Oklahoma Dealer	Frontier Equipment	PO Box 850114	Yukon	Canadian	OK	73085	405-354-2611
Roller	Vibratory	Smooth	Multiquip	Multiquip	Oklahoma Dealer	Frontier Equipment	PO Box 850114	Yukon	Canadian	OK	73085	405-354-2611
Broom			Broce	Bomag	Oklahoma Dealer	Kirby Smith	PO Box 270300	Oklahoma City	Oklahoma	OK	73137	405-495-7820
Distributor	Oil		Rosco	Rosco	Oklahoma Dealer	Kirby Smith	PO Box 270300	Oklahoma City	Oklahoma	OK	73137	405-495-7820
Broom			LBP	LBP	Oklahoma Dealer	Kirby Smith	PO Box 270300	Oklahoma City	Oklahoma	OK	73137	405-495-7820
Broom			Rosco	Rosco	Oklahoma Dealer	Kirby Smith	PO Box 270300	Oklahoma City	Oklahoma	OK	73137	405-495-7820
Tack Tank			LeeBoy	LeeBoy	Oklahoma Dealer	Kirby Smith	PO Box 270300	Oklahoma City	Oklahoma	OK	73137	405-495-7820
Patchers			Rosco	Rosco	Oklahoma Dealer	Kirby Smith	PO Box 270300	Oklahoma City	Oklahoma	OK	73137	405-495-7820



# CONTRACT

State of Oklahoma

Dispatch via Print

**Supplier** 0000010155  
DITCH WITCH OF OKLA  
4501 E 2ND ST  
EDMOND OK 73034-7546  
USA

<b>Contract ID</b> 0000000000000000000000004988			Page 1 of 1	
<b>Contract Dates</b> 11/01/2017 to 10/31/2018		<b>Currency</b> USD	<b>Rate Type</b> CRRNT	<b>Rate Date</b> PO Date
<b>Description:</b> SW195			<b>Contract Maximum</b> 0.00	
<b>TYPE: STATEWIDE</b>				

Tax Exempt? Y Tax Exempt ID:736017987

## Contract Lines:

Line #	Cat CD / Item ID / Item Desc	UOM	Minimum Order		Maximum / Open	
			Qty	Amt	Qty	Amt
1	20111610 / Trencher Agency to fill in Brand and Model and Price.	EA	0.00	0.00	0.00	0.00

COMMENTS:

Final = The price is final after adjustments  
Hard = Apply adjustments regardless of other adjustments  
Skip = Skip adjustments if any other adjustments have been applied

**Authorized Signature**  
Signed documents on file in Central Purchasing

Contact Information

Website:

Company Name	Orange Power Group, LLC
Doing Business as (if applicable)	Ditch Witch of Oklahoma + Tulsa
Contact Person for Solicitation Response	Grant Goley
Phone	405-348-4633
Email	ggoley@ditchwitchok.com
Fax	405-341-7831
Address For Purchase Orders-Number & Street-Post Office Box (some companies have ordering addresses that are different than the payment address)	9000 N I-35 Service Rd Okc, OK 73131
City, State, Zip	
Contact Person for Contract/Ordering/Price Information/Equipment Additions/Changes/Discontinuations	
Contact Name	
Phone	
Fax	
Email	
Secondary Contact for Contract/Ordering	Jay Luttrell
Phone	405-348-4633
Fax	341-7831
Email	j.luttrell@ditchwitchok.com
Address For Payment-Number & Street-Post Office Box (some companies have a different Payment/remittance address than the ordering address)	same
City, State, Zip	
Contact Person/Department for payment	Chad Jones
Phone	
Fax	
Email	chad.jones@ditchwitchok.com
	parts@ " "
Early Payment Discount (i.e. 15 days)	Net <u>  </u> days <u>  </u>
Supplier will be responsible for notifying the contracting officer when the contact information changes.	Notes: (Special ordering instructions-please attach any special instructions on a separate sheet)

ATTACHMENT G  
DITCHER

[illegible]

Attachments/Accessories: 5 % OEM Repair Parts: 5 % Options: 5 %

Multiple Unit discount: 2 % (In addition to the equipment discount) based on 5 Units purchased

Extended Warranty offered? X Yes        No If yes, please attach information for the extended warranty purchase.

Discount offered 5 %

## **SECTION: EQUIPMENT/PARTS/ORDERING/SHIPPING**

### **Policy 2: Parts Ordering/Returns**

#### **2.1 Ordering**

We will try to fill all parts orders completely. However, on occasion an order may not be complete or perhaps cannot be filled at all. If the order can be partially filled, the parts that are available will be shipped. Parts orders are handled according to the following guidelines:

- Enter order electronically through EDT or Dealer Central.
- Parts orders will not be shipped on common carrier equipment loads.
- Custom and special product orders cannot be canceled.
- Shipment shortages must be reported to Parts Coordination within 7 days\* of receipt date. When reporting parts shortages, you must provide the factory invoice and sales order numbers.
- Damage in shipment must be reported to the factory immediately. Make a notation with the carrier at the time of delivery regarding the extent of damage. Most damage on shipments outside the U.S. is discovered when the shipment is still in Customs. Upon notification of damage by the Customs Broker, notify your insurance company, the factory, and freight carriers as soon as possible. Document the damage by taking photographs. Submit all documented information regarding the damage to Accounting after filling out a lost or damaged freight claim (this form can be found on Dealer Central at Parts/Resources/Damaged or Lost Shipments Form).
- Parts shipments are not automatically insured by the factory. This option must be requested by the consignee before the order is shipped.
- Visually obvious quality issues, such as rust, scratches, etc., must be reported within 7 days of receipt from the factory in order for the dealer to receive full credit upon return of the item.
- The factory will provide special boxing, skids, crating, etc., whenever necessary. For information on charges for this packaging, please contact Parts Coordination.
- Contact Parts Coordination within 14 days of receipt of parts ordered in error. Parts ordered in error will be handled on a case by case basis.
- Carrier selection is limited to the factory approved carriers.
- Customer pickup guidelines are as follows:
  - Dealer must notify Parts Coordination of the date and time the customer is expected to arrive at the factory.
  - The dealer must enter the parts order into the system at least 4 hours prior to the customer's arrival at the factory.
  - If the customer fails to show, the factory will call the dealer to determine how to ship the order.

**\*all references to days in this document should be interpreted as "business days."**



**The factory classifies parts orders into the following categories:**

- Stock Orders -
  - US/Canada - five day shipment – unlimited usage each week.
  - International – within five days or at Dealer's request.
- Order must be received through EDT or Dealer Central.
- Parts Stock Orders will not be shipped with common carrier equipment loads.
- Stock Orders will only be shipped to the dealership address.
  - The factory will pay freight on US/Canada orders only.
  - The Stock Order option must be selected from the order entry program to initiate this benefit.
  - Freight will not be paid for parts stock orders shipped on dealer-owned vehicles.
- Out of stock items will remain open on the order and will be shipped as they become available or with next order.
- ***Note: All Directional Drill Fluid System Tanks, Drill Pipe, Vac Tanks, Storage Tanks, Skids and Tanks, etc., as well as Baroid products, are excluded from Stock Orders. (You can find a complete listing of those items restricted from Stock Orders on Dealer Central). Those products must be ordered on a Standard Order, and dealer will pay freight.***
- Standard Orders - (Two day shipment – unlimited usage each week)
  - Order must be received through EDT or Dealer Central.
  - Standard Orders will not be shipped with common carrier equipment loads.
  - Shipped to dealer by the second day following order and after the parts become available.
  - Dealer pays freight.
  - Out of stock items will remain open on the order and will be shipped as they become available, or with next International order.
- Customer Down Orders  
**IMPORTANT:** Ditch Witch® shares your customer support goals and understands that there are emergency situations where a drop shipment of parts to the customer is necessary. It is not in our mutual best interest, however, when drop shipments are used to supplement inventory that should be stocked at the dealerships. Associated Equipment Distributors reports that parts availability is the highest expectation customers have of an equipment dealer after they purchase equipment. Our highest priority should always be parts availability at the local dealership.

We will continue to honor requests for emergency shipments to a dealer's regular customers. Due to the emergency nature, we anticipate these orders will be classified as Customer Down Order. If, in the judgment of the factory, the request is not an emergency, we will not ship to the customer and will notify the dealership for further instructions.

**Customer Down Orders should adhere to the following guidelines:**

- Customer Down Orders are non-cancellable.
- Parts Customer Down Orders will not be shipped with common carrier equipment loads.
- Monday through Friday orders must be received at the factory by 4:00 pm Central Time. We will strive to insure that all orders received by the appointed cut-off time are shipped; however, different carriers have different cut-off times which could affect your shipment.
- Out of stock line items on all Customer Down Orders will be shipped as soon as available.
- All Customer Down Orders will be assessed a \$10.00 per line item handling charge. (The per line item fee will be waived for all HDD tooling.)



- After Hours, Weekend and Holiday Orders
  - Used for critically needed parts to be shipped as soon as possible.
  - After Hours, Weekend and Holiday Orders are non-cancellable.
  - These orders will be assessed a \$25 per line item handling charge, minimum of \$100.00. The maximum handling fee per order will be \$300.
  - Order must be called in to 580-370-0567.
  - These packages may need to be picked up at an airport if delivery service is not available on the delivery date.

## **2.2 Parts Returns**

The factory allows dealers the opportunity to return certain excess or slow moving parts to the factory for credit. It is the shipper's responsibility to supply the correct forms for the purpose of customs. An appropriate processing fee will be assessed against returns that require customs clearance documents that are not supplied by the shipper. A complete list of the parts being returned must be included as a packing slip in the return package. The different types of parts returns along with guidelines for each are listed below.

### **2.2.1 New parts returns**

This process is used when a dealer has excess inventory of returnable new parts.

- Must be returned within 24 months of purchase.
- Minimum line item value = 20 USD (Line Item Value = Individual Part Cost x Quantity).
- Maximum restock fee per item on each line = 300 USD.
- Maximum of 150 line items for domestic dealer returns.
- List of parts to be returned must be submitted via Dealer Returns application in Dealer Central for pre-approval.
- Parts must arrive at the Returns Department (1959 West Fir Avenue) during the week scheduled for the return with only pre-approved items included in the shipment.
- Only returnable parts in new condition will be considered for return.
  - Refer to the most recent factory price list to determine whether a part is returnable.
  - Ensure packaging is in good shape, parts are in salable condition, and parts are correctly labeled.
  - If non-returnable or used parts are returned, the factory will dispose of them, and no credit will be issued.
- Shipping crates and skids are eligible to be returned with new parts if in reusable condition.
- The following restocking fees apply to all Dealer parts returns. The restocking fee is determined from Dealer Net Price. All restocking charges are subject to change upon inspection of the parts by factory personnel.
  - a. 15% Restocking Fee: Applies to pre-approved part returns that are in new, salable condition and ready to be returned to factory stock. The parts require no refurbishing or repackaging of any kind upon return to the factory. *Note: HDD Tooling restock fee will be waived with a like kind exchange order.*
  - b. 5% Restocking Fee: Applies to all drill pipe eligible for return. The drill pipe must require no refurbishing and include end caps.
  - c. Up to 50% Restocking Fee: The return of parts removed from machines or assemblies, or parts needing refurbished or repackaged is not standard practice. Any

such parts are acceptable for return only with prior written approval and may incur up to a 50% restocking fee.

- d. In returning certain types of parts (i.e., drill pipe), an additional percentage or a flat fee may be discussed with the dealer.

### **2.2.2 Defective new parts returns**

This process should be used when dealer has defective new parts to return. A defective new part is a repair/replacement part that appears defective but has not been put into use or installed on a machine. Please notify the factory Returns Department (580-572-2878) of defective parts as soon as you discover they are defective so we can audit our stock and eliminate the shipping of any additional defective parts.

- Send list of parts to be returned to the factory Returns Department along with detailed information explaining the defect.
- Affix the green 'defective new parts return' tag to the package and return the parts to arrive at the factory Returns Department (1959 West Fir Avenue) within 30 days of sending the list.
- No restock fees will be charged.
- Contact your Customer Service Representative (CSR) for defective parts returns. Please provide the date and name of the Returns Department employee to whom the defect was reported in the comment section of the claim.
- Claim approval will be made upon verification of the part's defect by the factory. Please provide as much information as possible in the warranty claim.

### **2.2.3 Product Support parts returns**

This process should be used when dealer has parts on a warranty claim that have been requested to be returned to the factory.

- Affix the orange 'warranty returns' tag to the package and return the parts to arrive at the factory Product Support Department (1955 West Fir Avenue) within 30 days of the date the Product Support Technician requested the part be returned.
- Claim approval will be made upon verification of the part's defect by the factory. Please provide as much information as possible in the warranty claim.

### **2.2.4 Shipping error parts returns**

This process should be used to return parts shipped in error.

- Send list of parts to be returned along with the applicable invoice number to the factory Parts Coordination Department.
- When the Parts Coordination Rep has verified the information, the dealer will be notified. The parts should be returned to the factory Returns Department (1959 West Fir Avenue) within 30 days following this notification.
- No restock fees will be charged.

### **2.2.5 Core returns**

This process should be used to return a core that was previously purchased from the factory as a rebuilt part. Only fully assembled cores are eligible for return.

- Affix the buff 'core return' tag to the package and return the core to the factory Returns Department (1959 West Fir Avenue). Credit will not be issued without the core return tag.

- No credit will be issued for obsolete cores, cores with broken housings or cores that are not assembled.
- When the Returns Rep. has verified the information, credit will be issued.
- No restock fees will be charged.

### **2.3 Non-stock parts - “NS”**

Parts that have been ordered less than 10 times in the last five years and are used on equipment that has been out of production for at least five years are designated as non-stock parts. The description for these parts will be preceded by “NS”. The factory will build or purchase an “NS” part specific to an order. Factory manufactured “NS” parts have a 30 to 45 days lead time; purchased part lead times will vary by supplier. Non-stock parts will be quoted at time of order and pricing is good for the quoted order only. The order cannot be canceled for any reason and “NS” parts are non-returnable. It is a good practice to check the ‘Dealer Inventory Look-up’ application to determine if this part is available in another dealer’s inventory prior to placing your order with the factory.

### **2.4 Obsolete Parts**

Parts used on equipment that has been out of production for at least fifteen years and have not been sold for five consecutive years are obsolete parts and will no longer be produced, purchased or sold. However, you may contact a factory Customer Service Representative to determine if certain obsolete parts may be sold through a Specials’ purchase.

## **SECTION: WARRANTY**

### **POLICY 12: EXTENDED WARRANTIES**

Extended warranties of one (1) or two (2) additional years' coverage are available for all primary Ditch Witch® products, except some products with air cooled engines. Some of these products may have only a one (1) year additional coverage policy available. These warranties provide cost effective coverage for major components beyond the standard warranty policy's time frame.

Characteristics of extended warranty policies:

- Policy can be purchased any time during the initial warranty period.
- Policy stays with the machine.
- Policy covers only parts/components stated by model on the "Specific Components Covered by Extended Limited Warranty" list on myOrange.
- Dealers receive full labor rate and hours for work covered by extended warranty policies.
- Dealers will be compensated for parts at dealer net + 20%.
- There is no travel compensation under extended warranties.

# Equipment Price List for August 2017



**Ditch  
Witch®**



**Confidential**

Prices effective 8/1/2017 - Supersedes all previous price lists - Prices subject to change without notice

Changes since the July 1, 2017 price list:

Effective August 1, 2017

**DITCH WITCH EQUIPMENT**

PED	MSS	PLOW	TRENCHER	HDD	VAC	Stand-alone
C12	ST37X	VP30	RT30	JT5	MV800	100SXH
C14	R300		RT45	JT10	FX20	410SX
C16	SK600		RT55H	JT20	FX25	P80
C16X	SK755		RT80T4	JT25	FX30	MR90
C24X	SK800		RT80Q	JT30	FX50	
C30X	SK1050		RT100	AT30	FX65	
	SK1550		RT105	JT40	FXT30	
			RT120	JT60	FXT50	
			RT120Q	AT60	FXT65	
			RT125	JT100*		
			RT125Q	AT100*		
				FT5		
				FM5		
				FM13V		
				FM25		

\*JT/AT100 will result in quoting a Tier 4i unit. If needing to quote a Tier 3 or Tier 4 final, please contact your RM.

**SUBSITE ELECTRONICS**

TRACKER	DISPLAY	BEACON		Stand-alone
TK	TD	15T1	19T3	2550GR
TKD	TDR	15T3		
TKQ	TD-Recon	17T1		
TK-RECON1	TDR-Recon	17T1H		
TK-RECON2	DrillLok	17T4		
TK-RECON4	Commander7	17T4G		

**COMPACT EQUIPMENT**

- **C12**
- **C14**
- **C16**
- **C16X**
- **C24X**
- **C30X**
- **ST37X**
- **R300 ZAHN**
- **100SXH**
- **VP30**
- **410SX**
- **RT30**
- **RT45 (less regulated)**
- **RT45 (highly regulated)**
- **SK600**
- **SK755**
- **SK800**
- **SK1050**
- **SK1550**



CONFIDENTIAL

C12

Changes since the July 1, 2017 price list:

Effective August 1, 2017



**SUGGESTED PRICE LIST  
(F.O.B. PERRY, OKLAHOMA)****Effective August 1, 2017**

PART NO.	DESCRIPTION	MSRP (USD)
----------	-------------	------------

**STANDARD UNIT**

The **Ditch Witch® Model C12** trencher is priced less all options. Select items from the appropriate lists.

The basic power unit includes the following:

- Honda® GX390 gasoline engine (12hp net) (Rope start)
- Double gear pump hydraulic system
- Independent, infinitely variable-speed hydraulic ground drive
- Easy touch ground drive controls
- Hydraulic digging chain drive and boom lift
- 360 degree pivoting trail wheel
- Flat-free drive tires and trail wheel
- All Bearings – Maintenance Free

**C12 BASIC UNIT - Includes:**

C12 Base Unit	\$7,287.74	R
Includes: Basic Assembly, Production Decal Kit, C12 Honda Engine		
Shipped with: C12 Tire Assembly	\$244.16	R
C12 Ground Drive Motor	\$900.00	R
C12 Chain Drive Motor	\$310.00	R
	<b>\$8,741.90</b>	<b>R</b>

**TRANSLATION DECALS – (Select if translation needed)**

Foreign Decal Kit	\$32.62	R
-------------------	---------	---

ISO Decal Kit	\$41.56	R
---------------	---------	---

**NOTE: ISO decals will be shipped with all translation decals and any basic unit shipped outside the United States.**

**SPROCKET OPTIONS (Select one)**

C12 Head Shaft Sprocket 19K	\$158.10	R
-----------------------------	----------	---

**Utilized in narrow (3.5"/90mm) trenches in most soil conditions up to 36" (90cm) deep**

C12 Head Shaft Sprocket 35K	\$158.10	R
-----------------------------	----------	---

**Heavy Duty System utilized in wider, deeper trenches and tougher soil condition**

**ORANGE INTEL™ OPTIONS (Select one)**

350-5371 GPS ONLY FOR GPS-READY	\$530.00	D
---------------------------------	----------	---

**Note: Equipment Registration Activates GPS and Telematics Boxes**

**ORANGE INTEL™ SERVICE PLAN OPTIONS (Optional)**

240-1118 1 Year Data Service Plan GPS ONLY	\$299.40	A
--	----------	---

**Note: Sold in One Year Increments**

**SUGGESTED PRICE LIST  
(F.O.B. PERRY, OKLAHOMA)**
**Effective August 1, 2017**

PART NO.	DESCRIPTION	MSRP (USD)
<b>ACCESSORIES</b>		
190-2575	WEIGHTS - 1F/1R - PEDESTRIAN TIRE <span style="color: orange;">see counter-weighting requirements below</span>	\$144.72 C
190-2580	WEIGHTS - 4F/3R - PEDESTRIAN TIRE <span style="color: orange;">see counter-weighting requirements below</span>	\$359.99 C
190-2581	WEIGHTS - 4F/4R - PEDESTRIAN TIRE <span style="color: orange;">see counter-weighting requirements below</span>	\$404.28 C
190-2566	BACKFILL BLADE KIT	\$360.50 D
190-2569	EC KIT - TIRE UNIT	\$32.96 C
190-2200	C12 UPTIME KIT	\$40.90 B

**COUNTERWEIGHT CHART TIRE UNITS**

Weights may be required depending on configuration. Use the chart below to determine how many weights are needed for your application. Install all applicable front and rear counterweights to the right side of the unit.

Option	Chain Type	Additional Counterweights Required	
18 inch boom	Duratooth® Cup 19K: 3.5 in width	2	(1 on the front, 1 on the rear)
	Combo 19K: 3.5 in width	2	(1 on the front, 1 on the rear)
24 inch boom	Duratooth® Cup 19K: 3.5 in width	2	(1 on the front, 1 on the rear)
	Combo 19K: 3.5 in width	2	(1 on the front, 1 on the rear)
	Duratooth® Cup 35K 2P: 4 in width	8	(4 on the front, 4 on the rear)
	Duratooth® Cup 35K 2P: 6 in width	8	(4 on the front, 4 on the rear)
	Combo 35K 2P: 4 in width	8	(4 on the front, 4 on the rear)
	Combo 35K 2P: 6 in width	8	(4 on the front, 4 on the rear)
	Shark II 35K 2P: 4 in width	7	(4 on the front, 3 on the rear)
	Shark II 35K 2P: 6 in width	7	(4 on the front, 3 on the rear)

**PERSONNEL RESTRAINT BARS AND TRENCH CLEANER BARS (Select one)**

140-1373	DANGER RESTRAINT BAR (18") (OAL 23.8")	(for 18" boom)	\$20.69 C
140-1374	DANGER RESTRAINT BAR (24") (OAL 29.8")	(for 24" boom)	\$23.32 C
190-2586	PEDESTRIAN CRUMBER - SLIDE 3"	(for all 3" configurations)	\$321.30 C
190-2562	PEDESTRIAN CRUMBER - SLIDE 4"	(for all 4" configurations)	\$331.50 C
190-2563	PEDESTRIAN CRUMBER - SLIDE 6"	(for all 6" configurations)	\$351.90 C

Trench Cleaner - See Trencher Options
**TRENCHER OPTIONS**
**PIVOT STUBS**

140-1391	SHORT PIVOT STUB	<span style="color: orange;">Required for 18" Boom</span>	\$23.60 C
145-562	PIVOT STUB ( 1 9/16" X 14.75")	<span style="color: orange;">Required for 24" Boom</span>	\$53.44 C

**BOOMS**
Select Boom from Booms - Compact Equip Price List

**SUGGESTED PRICE LIST  
(F.O.B. PERRY, OKLAHOMA)****Effective August 1, 2017**

PART NO.	DESCRIPTION	MSRP (USD)
----------	-------------	------------

**CHAIN ASSEMBLIES****Select Appropriate 19K or 35K Chain Assembly by Chain Length in Pitches and Cutter Width from Chain Assembly Price List.**

- 18" Boom Requires 40P Chain (19K)
- 24" Boom Requires 46P Chain (19K)
- 24" Boom Requires 52P Chain (35K)

**INSTALLATION CHARGES**

Additional charge for factory installed attachments and accessories

Install boom and chain

\$80.00 A

Install trench cleaner

\$80.00 A

Install tachometer/hour meter

\$80.00 A

Install Roto-Witch® boring attachment

\$80.00 A

**SPECIAL PAINT**

Special color charge is per each unit - specify color code. (If first time color order, please provide 2"x3" color chip.)

From the time of confirmation, any special paint order is non-cancelable and non-returnable.

Please allow 30 days from time of order to delivery.

Orders with less than 30 days from order to delivery are subject to applicable surcharge(s).

Prices do not include the application of special or branded paints; i.e.) DuPont, Sherwin-Williams, PPG, metallic or base coat / clear coat.

Charges do not include price of paint.

Call for Pricing A



CONFIDENTIAL

C14

Changes since the July 1, 2017 price list:

Effective August 1, 2017

**SUGGESTED PRICE LIST  
(F.O.B. PERRY, OKLAHOMA)****Effective August 1, 2017**

PART NO.	DESCRIPTION	MSRP (USD)
----------	-------------	------------

**STANDARD UNIT**

The **Ditch Witch® Model C14** trencher is priced less all options. Select items from the appropriate lists.

The basic power unit includes the following:

- Briggs & Stratton® 2100 series gasoline engine (13.5hp net) (Rope start)
- Double gear pump hydraulic system
- Independent, infinitely variable-speed hydraulic ground drive
- Easy touch ground drive controls
- Hydraulic digging chain drive and boom lift
- 360 degree pivoting trail wheel
- Flat-free drive tires and trail wheel
- All Bearings – Maintenance Free
- Donaldson® remote air filter

**C14 BASIC UNIT - Includes:**

C14 Base Unit	\$6,687.74	R
---------------	------------	---

Includes: Basic Assembly, Production Decal Kit, C14 Briggs Engine

Shipped with: C14 Tire Assembly	\$244.16	R
---------------------------------	----------	---

C14 Ground Drive Motor	\$900.00	R
------------------------	----------	---

C14 Chain Drive Motor	\$310.00	R
-----------------------	----------	---

**\$8,141.90 R**

**TRANSLATION DECALS – (Select if translation needed)**

Foreign Decal Kit	\$32.62	R
-------------------	---------	---

ISO Decal Kit	\$41.56	R
---------------	---------	---

**NOTE: ISO decals will be shipped with all translation decals and any basic unit shipped outside the United States.**

**SPROCKET OPTIONS (Select one)**

C14 Head Shaft Sprocket 19K	\$158.10	R
-----------------------------	----------	---

**Utilized in narrow (3.5"/90mm) trenches in most soil conditions up to 36" (90cm) deep**

C14 Head Shaft Sprocket 35K	\$158.10	R
-----------------------------	----------	---

**Heavy Duty System utilized in wider, deeper trenches and tougher soil condition**

**ORANGE INTEL™ OPTIONS (Select one)**

350-5371 GPS ONLY FOR GPS-READY	\$530.00	D
---------------------------------	----------	---

**Note: Equipment Registration Activates GPS and Telematics Boxes**

**ORANGE INTEL™ SERVICE PLAN OPTIONS (Optional)**

240-1118 1 Year Data Service Plan GPS ONLY	\$299.40	A
--	----------	---

**Note: Sold in One Year Increments**

**SUGGESTED PRICE LIST  
(F.O.B. PERRY, OKLAHOMA)**

**Effective August 1, 2017**

PART NO.	DESCRIPTION	MSRP (USD)
<b>ACCESSORIES</b>		
190-2576	WEIGHTS - 2F/2R -PEDESTRIAN TIRE <span style="color: orange;">see counter-weighting requirements below</span>	\$231.24 C
190-2578	WEIGHTS - 3F/4R - PEDESTRIAN TIRE <span style="color: orange;">see counter-weighting requirements below</span>	\$361.02 C
190-2580	WEIGHTS - 4F/3R - PEDESTRIAN TIRE <span style="color: orange;">see counter-weighting requirements below</span>	\$359.99 C
190-2566	BACKFILL BLADE KIT	\$360.50 D
190-2569	EC KIT - TIRE UNIT	\$32.96 C
190-2426	C14 UPTIME KIT	\$41.90 B

**COUNTERWEIGHT CHART TIRE UNITS**

Weights may be required depending on configuration. Use the chart below to determine how many weights are needed for your application. Install all applicable front and rear counterweights to the right side of the unit.

Option	Chain Type	Additional Counterweights Required	
18 inch boom	Duratooth® Cup 19K: 3.5 in width	4	(2 on the front, 2 on the rear)
	Combo 19K: 3.5 in width	4	(2 on the front, 2 on the rear)
24 inch boom	Duratooth® Cup 19K: 3.5 in width	4	(2 on the front, 2 on the rear)
	Combo 19K: 3.5 in width	4	(2 on the front, 2 on the rear)
	Duratooth® Cup 35K 2P: 4 in width	7	(3 on the front, 4 on the rear)
	Duratooth® Cup 35K 2P: 6 in width	7	(3 on the front, 4 on the rear)
	Combo 35K 2P: 4 in width	7	(3 on the front, 4 on the rear)
	Combo 35K 2P: 6 in width	7	(3 on the front, 4 on the rear)
	Shark II 35K 2P: 4 in width	7	(4 on the front, 3 on the rear)
	Shark II 35K 2P: 6 in width	7	(4 on the front, 3 on the rear)

**PERSONNEL RESTRAINT BARS AND TRENCH CLEANER BARS (Select one)**

140-1373	DANGER RESTRAINT BAR (18") (OAL 23.8")	(for 18" boom)	\$20.69 C
140-1374	DANGER RESTRAINT BAR (24") (OAL 29.8")	(for 24" boom)	\$23.32 C
190-2586	PEDESTRIAN CRUMBER - SLIDE 3"	(for all 3" configurations)	\$321.30 C
190-2562	PEDESTRIAN CRUMBER - SLIDE 4"	(for all 4" configurations)	\$331.50 C
190-2563	PEDESTRIAN CRUMBER - SLIDE 6"	(for all 6" configurations)	\$351.90 C

Trench Cleaner - See Trencher Options

**TRENCHER OPTIONS**

**PIVOT STUBS**

140-1391	SHORT PIVOT STUB	<span style="color: orange;">Required for 18" Boom</span>	\$23.60 C
145-562	PIVOT STUB ( 1 9/16" X 14.75")	<span style="color: orange;">Required for 24" Boom</span>	\$53.44 C

**BOOMS**

Select Boom from Booms - Compact Equip Price List

**SUGGESTED PRICE LIST  
(F.O.B. PERRY, OKLAHOMA)****Effective August 1, 2017**

PART NO.	DESCRIPTION	MSRP (USD)
----------	-------------	------------

**CHAIN ASSEMBLIES****Select Appropriate 19K or 35K Chain Assembly by Chain Length in Pitches and Cutter Width from Chain Assembly Price List.**

- 18" Boom Requires 40P Chain (19K)
- 24" Boom Requires 46P Chain (19K)
- 24" Boom Requires 52P Chain (35K)

**INSTALLATION CHARGES**

Additional charge for factory installed attachments and accessories

Install boom and chain \$80.00 A

Install trench cleaner \$80.00 A

Install tachometer/hour meter \$80.00 A

Install Roto-Witch® boring attachment \$80.00 A

**SPECIAL PAINT**

Special color charge is per each unit - specify color code. (If first time color order, please provide 2"x3" color chip.)

From the time of confirmation, any special paint order is non-cancelable and non-returnable.

Please allow 30 days from time of order to delivery.

Orders with less than 30 days from order to delivery are subject to applicable surcharge(s).

Prices do not include the application of special or branded paints; i.e.) DuPont, Sherwin-Williams, PPG, metallic or base coat / clear coat.

Charges do not include price of paint. Call for Pricing A



CONFIDENTIAL

C16

Changes since the July 1, 2017 price list:

Effective August 1, 2017



**SUGGESTED PRICE LIST  
(F.O.B. PERRY, OKLAHOMA)**

Effective August 1, 2017

PART NO.	DESCRIPTION	MSRP (USD)
----------	-------------	------------

**STANDARD UNIT**

The **Ditch Witch® Model C16** trencher is priced less all options. Select items from the appropriate lists.

The basic power unit includes the following:

- Briggs & Stratton Vanguard® gasoline engine (16hp net) (electric start)
- Double gear pump hydraulic system
- Independent, infinitely variable-speed hydraulic ground drive
- Easy touch ground drive controls
- Hydraulic digging chain drive and boom lift
- 360 degree pivoting trail wheel
- Flat-free drive tires and trail wheel
- All Bearings – Maintenance Free
- Hydraulic oil cooler

**C16 BASIC UNIT - Includes:**

C16 Base Unit	\$7,917.64	R
Includes: Basic Assembly, Production Decal Kit, C16 Vanguard Engine		
Shipped with: C16 Tire Assembly	\$244.16	R
C16 Ground Drive Motor	\$975.00	R
	<b>\$9,136.80</b>	<b>R</b>

**TRANSLATION DECALS – (Select if translation needed)**

Foreign Decal Kit	\$32.62	R
-------------------	---------	---

ISO Decal Kit	\$41.56	R
---------------	---------	---

**NOTE: ISO decals will be shipped with all translation decals and any basic unit shipped outside the United States.**

**HYDRAULIC DRIVE MOTOR OPTIONS (Select one)**

C16 Chain Drive Motor - 195CC - (Low Speed)	\$400.00	R
---	----------	---

C16 Chain Drive Motor - 140CC - (High Speed)	\$400.00	R
--	----------	---

**SPROCKET OPTIONS (Select one)**

C16 Head Shaft Sprocket 19K	\$158.10	R
-----------------------------	----------	---

**Utilized in narrow (3.5"/90mm) trenches in most soil conditions up to 36" (90cm) deep**

C16 Head Shaft Sprocket 35K	\$163.20	R
-----------------------------	----------	---

**Heavy Duty System utilized in wider, deeper trenches and tougher soil condition**

**ORANGE INTEL™ OPTIONS (Select one)**

350-5371 GPS ONLY FOR GPS-READY	\$530.00	D
---------------------------------	----------	---

**Note: Equipment Registration Activates GPS and Telematics Boxes**

**ORANGE INTEL™ SERVICE PLAN OPTIONS (Optional)**

240-1118 1 Year Data Service Plan GPS ONLY	\$299.40	A
--	----------	---

**Note: Sold in One Year Increments**

**SUGGESTED PRICE LIST  
(F.O.B. PERRY, OKLAHOMA)**

**Effective August 1, 2017**

PART NO.	DESCRIPTION	MSRP (USD)
<b>ACCESSORIES</b>		
190-2577	WEIGHTS - 2F/1R - PEDESTRIAN TIRE <span style="color: orange;">see counter-weighting requirements below</span>	\$189.01 C
190-2579	WEIGHTS - 3F/2R - PEDESTRIAN TIRE <span style="color: orange;">see counter-weighting requirements below</span>	\$273.47 C
190-2582	WEIGHTS - 4F/5R - PEDESTRIAN TIRE <span style="color: orange;">see counter-weighting requirements below</span>	\$447.54 C
190-2583	WEIGHTS - 5F/6R - PEDESTRIAN TIRE <span style="color: orange;">see counter-weighting requirements below</span>	\$536.12 C
190-2566	BACKFILL BLADE KIT	\$360.50 D
190-2569	EC KIT - TIRE UNIT	\$32.96 C
190-2430	C16/C16X UPTIME KIT	\$68.00 B

**COUNTERWEIGHT CHART TIRE UNITS**

Weights may be required depending on configuration. Use the chart below to determine how many weights are needed for your application. Install all applicable front and rear counterweights to the right side of the unit.

Option	Chain Type	Additional Counterweights Required	
18 inch boom	Duratooth® Cup 19K: 3.5 in width	3	(2 on the front, 1 on the rear)
	Combo 19K: 3.5 in width	3	(2 on the front, 1 on the rear)
24 inch boom	Duratooth® Cup 19K: 3.5 in width	5	(3 on the front, 2 on the rear)
	Combo 19K: 3.5 in width	5	(3 on the front, 2 on the rear)
	Duratooth® Cup 35K 2P: 4 in width	5	(3 on the front, 2 on the rear)
	Duratooth® Cup 35K 2P: 6 in width	5	(3 on the front, 2 on the rear)
	Combo 35K 2P: 4 in width	5	(3 on the front, 2 on the rear)
	Combo 35K 2P: 6 in width	5	(3 on the front, 2 on the rear)
	Shark II 35K 2P: 4 in width	5	(3 on the front, 2 on the rear)
	Shark II 35K 2P: 6 in width	5	(3 on the front, 2 on the rear)
30 inch boom	Duratooth® Cup 19K: 3.5 in width	3	(2 on the front, 1 on the rear)
	Combo 19K: 3.5 in width	3	(2 on the front, 1 on the rear)
	Duratooth® Cup 35K 2P: 4 in width	9	(4 on the front, 5 on the rear)
	Duratooth® Cup 35K 2P: 6 in width	9	(4 on the front, 5 on the rear)
	Combo 35K 2P: 4 in width	9	(4 on the front, 5 on the rear)
	Combo 35K 2P: 6 in width	9	(4 on the front, 5 on the rear)
	Shark II 35K 2P: 4 in width	11	(5 on the front, 6 on the rear)
	Shark II 35K 2P: 6 in width	11	(5 on the front, 6 on the rear)

**PERSONNEL RESTRAINT BARS AND TRENCH CLEANER BARS (Select one)**

140-1373	DANGER RESTRAINT BAR (18") (OAL 23.8")	(for 18" boom)	\$20.69 C
140-1374	DANGER RESTRAINT BAR (24") (OAL 29.8")	(for 24" boom)	\$23.32 C
140-1375	DANGER RESTRAINT BAR (30") (OAL 35.8")	(for 30" boom)	\$27.87 C
190-2586	PEDESTRIAN CRUMBER - SLIDE 3"	(for all 3" configurations)	\$321.30 C
190-2562	PEDESTRIAN CRUMBER - SLIDE 4"	(for all 4" configurations)	\$331.50 C
190-2563	PEDESTRIAN CRUMBER - SLIDE 6"	(for all 6" configurations)	\$351.90 C

Trench Cleaner - See Trencher Options

**SUGGESTED PRICE LIST  
(F.O.B. PERRY, OKLAHOMA)****Effective August 1, 2017**

PART NO.	DESCRIPTION	MSRP (USD)
----------	-------------	------------

**TRENCHER OPTIONS****PIVOT STUBS**

140-1391	SHORT PIVOT STUB	<b>Required for 18" Boom</b>	\$23.60 C
145-562	PIVOT STUB ( 1 9/16" X 14.75")	<b>Required for 24" and 30" Boom</b>	\$53.44 C

**BOOMS****Select Boom from Booms - Compact Equip Price List****CHAIN ASSEMBLIES****Select Appropriate 19K or 35K Chain Assembly by Chain Length in Pitches and Cutter Width from Chain Assembly Price List.**

- 18" Boom Requires 40P Chain (19K)
- 24" Boom Requires 46P Chain (19K)
- 24" Boom Requires 52P Chain (35K)
- 30" Boom Requires 52P Chain (19K)
- 30" Boom Requires 62P Chain (35K)

**INSTALLATION CHARGES**

Additional charge for factory installed attachments and accessories

Install boom and chain	\$80.00 A
Install trench cleaner	\$80.00 A
Install tachometer/hour meter	\$80.00 A
Install Roto-Witch® boring attachment	\$80.00 A

**SPECIAL PAINT**

Special color charge is per each unit - specify color code. (If first time color order, please provide 2"x3" color chip.)

From the time of confirmation, any special paint order is non-cancelable and non-returnable.

Please allow 30 days from time of order to delivery.

Orders with less than 30 days from order to delivery are subject to applicable surcharge(s).

Prices do not include the application of special or branded paints; i.e.) DuPont, Sherwin-Williams, PPG, metallic or base coat / clear coat.

Charges do not include price of paint.

Call for Pricing A



CONFIDENTIAL

C16X

Changes since the July 1, 2017 price list:

Effective August 1, 2017

**SUGGESTED PRICE LIST  
(F.O.B. PERRY, OKLAHOMA)****Effective August 1, 2017**

PART NO.	DESCRIPTION	MSRP (USD)
----------	-------------	------------

**STANDARD UNIT**

The **Ditch Witch® Model C16X** trencher is priced less all options. Select items from the appropriate lists.

The basic power unit includes the following:

- Briggs & Stratton Vanguard® gasoline engine (16hp net) (electric start)
- Double gear pump hydraulic system
- Independent, infinitely variable-speed hydraulic ground drive
- Easy touch ground drive controls
- Hydraulic digging chain drive and boom lift
- Long track, short track ground drive system, no trail wheel
- All Bearings – Maintenance Free
- Hydraulic oil cooler

**C16X BASIC UNIT - Includes:**

C16X Base Unit	\$9,256.55	R
Includes: Basic Assembly, Production Decal Kit, C16X Vanguard Engine		
Shipped with: C16X Ground Drive Motor	\$900.00	R
	<b>\$10,156.55</b>	<b>R</b>

**TRANSLATION DECALS – (Select if translation needed)**

Foreign Decal Kit	\$32.62	R
ISO Decal Kit	\$41.56	R
<b>NOTE: ISO decals will be shipped with all translation decals and any basic unit shipped outside the United States.</b>		

**HYDRAULIC DRIVE MOTOR OPTIONS (Select one)**

C16X Chain Drive Motor - 195CC - (Low Speed)	\$400.00	R
C16X Chain Drive Motor - 140CC - (High Speed)	\$400.00	R

**SPROCKET OPTIONS (Select one)**

C16X Head Shaft Sprocket 19K	\$158.10	R
<b>Utilized in narrow (3.5"/90mm) trenches in most soil conditions up to 36" (90cm) deep</b>		
C16X Head Shaft Sprocket 35K	\$163.20	R
<b>Heavy Duty System utilized in wider, deeper trenches and tougher soil condition</b>		

**ROTOWITCH OPTIONS (Select one)**

C16X No RW	\$180.25	R
C16X RW	\$1,720.10	R
<b>For boring tools, refer to the Roto Witch® boring attachment price list.</b>		

**SUGGESTED PRICE LIST  
(F.O.B. PERRY, OKLAHOMA)**

**Effective August 1, 2017**

PART NO.	DESCRIPTION	MSRP (USD)
----------	-------------	------------

**ORANGE INTEL™ OPTIONS (Select one)**

350-5371	GPS ONLY FOR GPS-READY	\$530.00 D
----------	------------------------	------------

**Note: Equipment Registration Activates GPS and Telematics Boxes**

**ORANGE INTEL™ SERVICE PLAN OPTIONS (Optional)**

240-1118	1 Year Data Service Plan GPS ONLY	\$299.40 A
----------	-----------------------------------	------------

**Note: Sold in One Year Increments**

**ACCESSORIES**

190-2571	WEIGHT KIT - CX 35K SHARK II- 36"	see counter-weighting requirements below	\$458.35 C
190-2564	BACKFILL BLADE KIT- PEDESTRIAN		\$360.50 D
350-5043	OPTION - EC16X		\$20.03 D
190-2430	C16/C16X UPTIME KIT		\$68.00 B

**COUNTERWEIGHT CHART TRACK UNITS**

Weights may be required depending on configuration. Use the chart below to determine how many weights are needed for your application.

Option	Chain Type	Additional Counterweights Required	
36 inch boom	Shark II 35K 2P: 4 in width	8	(4 on each side)
	Shark II 35K 2P: 6 in width	8	(4 on each side)

**PERSONNEL RESTRAINT BARS AND TRENCH CLEANER BARS (Select one)**

140-1373	DANGER RESTRAINT BAR (18") (OAL 23.8")	(for 18" boom)	\$20.69 C
140-1374	DANGER RESTRAINT BAR (24") (OAL 29.8")	(for 24" boom)	\$23.32 C
140-1375	DANGER RESTRAINT BAR (30") (OAL 35.8")	(for 30" boom)	\$27.87 C
140-1376	DANGER RESTRAINT BAR (36") (OAL 41.8")	(for 36" boom)	\$31.45 C
190-2586	PEDESTRIAN CRUMBER - SLIDE 3"	(for all 3" configurations)	\$321.30 C
190-2562	PEDESTRIAN CRUMBER - SLIDE 4"	(for all 4" configurations)	\$331.50 C
190-2563	PEDESTRIAN CRUMBER - SLIDE 6"	(for all 6" configurations)	\$351.90 C

**Trench Cleaner - See Trencher Options**

**TRENCHER OPTIONS**

**PIVOT STUBS**

140-1391	SHORT PIVOT STUB	Required for 18" Boom	\$23.60 C
145-562	PIVOT STUB ( 1 9/16" X 14.75")	Required for 24", 30" and 36" Boom	\$53.44 C

**BOOMS**

**Select Boom from Booms - Compact Equip Price List**



CONFIDENTIAL

C16X

**SUGGESTED PRICE LIST  
(F.O.B. PERRY, OKLAHOMA)****Effective August 1, 2017**

PART NO.	DESCRIPTION	MSRP (USD)
----------	-------------	------------

**CHAIN ASSEMBLIES****Select Appropriate 19K or 35K Chain Assembly by Chain Length in Pitches and Cutter Width from Chain Assembly Price List.**

18" Boom Requires 40P Chain (19K)  
24" Boom Requires 46P Chain (19K)  
24" Boom Requires 52P Chain (35K)  
30" Boom Requires 52P Chain (19K)  
30" Boom Requires 62P Chain (35K)  
36" Boom Requires 58P Chain (19K)  
36" Boom Requires 68P Chain (35K)

**INSTALLATION CHARGES**

Additional charge for factory installed attachments and accessories

Install boom and chain

\$80.00 A

Install trench cleaner

\$80.00 A

Install tachometer/hour meter

\$80.00 A

Install Roto-Witch® boring attachment

\$80.00 A

**SPECIAL PAINT**

Special color charge is per each unit - specify color code. (If first time color order, please provide 2"x3" color chip.)

From the time of confirmation, any special paint order is non-cancelable and non-returnable.

Please allow 30 days from time of order to delivery.

Orders with less than 30 days from order to delivery are subject to applicable surcharge(s).

Prices do not include the application of special or branded paints; i.e.) DuPont, Sherwin-Williams, PPG, metallic or base coat / clear coat.

Charges do not include price of paint.

Call for Pricing A



CONFIDENTIAL

C24X

Changes since the July 1, 2017 price list:

Effective August 1, 2017



**SUGGESTED PRICE LIST  
(F.O.B. PERRY, OKLAHOMA)**

Effective August 1, 2017

PART NO.	DESCRIPTION	MSRP (USD)
----------	-------------	------------

**STANDARD UNIT**

The **Ditch Witch® Model C24X** trencher is priced less all options. Select items from the appropriate lists.

The basic power unit includes the following:

- Honda® GX690 gasoline engine (22hp net) (electric start)
- Double gear pump hydraulic system
- Independent, infinitely variable-speed hydraulic ground drive
- Easy touch ground drive controls
- Hydraulic digging chain drive and boom lift
- Long track, short track ground drive system, no trail wheel
- All Bearings – Maintenance Free
- Hydraulic oil cooler
- Remote high capacity fuel tank
- Donaldson® remote air filter

**C24X BASIC UNIT - Includes:**

C24X Base Unit	\$11,756.55	R
Includes: Basic Assembly, Production Decal Kit, C24X Honda Engine		
Shipped with: C24X Ground Drive Motor	\$900.00	R
	<b>\$12,656.55</b>	<b>R</b>

**TRANSLATION DECALS – (Select if translation needed)**

Foreign Decal Kit	\$32.62	R
ISO Decal Kit	\$41.56	R

**NOTE: ISO decals will be shipped with all translation decals and any basic unit shipped outside the United States.**

**HYDRAULIC DRIVE MOTOR OPTIONS (Select one)**

C24X Chain Drive Motor - 195CC - (Low Speed)	\$400.00	R
C24X Chain Drive Motor - 140CC - (High Speed)	\$400.00	R

**SPROCKET OPTIONS (Select one)**

C24X Head Shaft Sprocket 19K	\$158.10	R
<b>Utilized in narrow (3.5"/90mm) trenches in most soil conditions up to 36" (90cm) deep</b>		
C24X Head Shaft Sprocket 35K	\$163.20	R
<b>Heavy Duty System utilized in wider, deeper trenches and tougher soil condition</b>		

**ROTOWITCH OPTIONS (Select one)**

C24X No RW	\$180.25	R
C24X RW	\$1,720.10	R

**For boring tools, refer to the Roto Witch® boring attachment price list.**

**SUGGESTED PRICE LIST  
(F.O.B. PERRY, OKLAHOMA)****Effective August 1, 2017**

PART NO.	DESCRIPTION	MSRP (USD)
<b>ORANGE INTEL™ OPTIONS (Select one)</b>		
350-5371	GPS ONLY FOR GPS-READY <b>Note: Equipment Registration Activates GPS and Telematics Boxes</b>	\$530.00 D
<b>ORANGE INTEL™ SERVICE PLAN OPTIONS (Optional)</b>		
240-1118	1 Year Data Service Plan GPS ONLY <b>Note: Sold in One Year Increments</b>	\$299.40 A
<b>ACCESSORIES</b>		
190-2571	WEIGHT KIT - CX 35K SHARK II- 36" <b>see counter-weighting requirements below</b>	\$458.35 C
190-2564	BACKFILL BLADE KIT- PEDESTRIAN	\$360.50 D
350-4712	OPTION - EC C24X-C30X	\$149.35 D
190-2435	C24X UPTIME KIT	\$61.00 B

**COUNTERWEIGHT CHART TRACK UNITS**

Weights may be required depending on configuration. Use the chart below to determine how many weights are needed for your application.

Option	Chain Type	Additional Counterweights Required	
36 inch boom	Shark II 35K 2P: 4 in width	8	(4 on each side)
	Shark II 35K 2P: 6 in width	8	(4 on each side)

**PERSONNEL RESTRAINT BARS AND TRENCH CLEANER BARS (Select one)**

140-1373	DANGER RESTRAINT BAR (18") (OAL 23.8")	(for 18" boom)	\$20.69	C
140-1374	DANGER RESTRAINT BAR (24") (OAL 29.8")	(for 24" boom)	\$23.32	C
140-1375	DANGER RESTRAINT BAR (30") (OAL 35.8")	(for 30" boom)	\$27.87	C
140-1376	DANGER RESTRAINT BAR (36") (OAL 41.8")	(for 36" boom)	\$31.45	C
190-2586	PEDESTRIAN CRUMBER - SLIDE 3"	(for all 3" configurations)	\$321.30	C
190-2562	PEDESTRIAN CRUMBER - SLIDE 4"	(for all 4" configurations)	\$331.50	C
190-2563	PEDESTRIAN CRUMBER - SLIDE 6"	(for all 6" configurations)	\$351.90	C

**Trench Cleaner - See Trencher Options**

**SUGGESTED PRICE LIST  
(F.O.B. PERRY, OKLAHOMA)**

Effective August 1, 2017

PART NO.	DESCRIPTION	MSRP (USD)
----------	-------------	------------

**TRENCHER OPTIONS****PIVOT STUBS**

140-1391	SHORT PIVOT STUB	Required for 18" Boom	\$23.60	C
145-562	PIVOT STUB ( 1 9/16" X 14.75")	Required for 24", 30" and 36" Boom	\$53.44	C

**BOOMS**

Select Boom from Booms - Compact Equip Price List

**CHAIN ASSEMBLIES**

Select Appropriate 19K or 35K Chain Assembly by Chain Length in Pitches and Cutter Width from Chain Assembly Price List.

- 18" Boom Requires 40P Chain (19K)
- 24" Boom Requires 46P Chain (19K)
- 24" Boom Requires 52P Chain (35K)
- 30" Boom Requires 52P Chain (19K)
- 30" Boom Requires 62P Chain (35K)
- 36" Boom Requires 58P Chain (19K)
- 36" Boom Requires 68P Chain (35K)

**INSTALLATION CHARGES**

Additional charge for factory installed attachments and accessories

Install boom and chain	\$80.00	A
Install trench cleaner	\$80.00	A
Install tachometer/hour meter	\$80.00	A
Install Roto-Witch® boring attachment	\$80.00	A

**SPECIAL PAINT**

Special color charge is per each unit - specify color code. (If first time color order, please provide 2"x3" color chip.)

From the time of confirmation, any special paint order is non-cancelable and non-returnable.

Please allow 30 days from time of order to delivery.

Orders with less than 30 days from order to delivery are subject to applicable surcharge(s).

Prices do not include the application of special or branded paints; i.e.) DuPont, Sherwin-Williams, PPG, metallic or base coat / clear coat.

Charges do not include price of paint.

Call for Pricing A



CONFIDENTIAL

C30X

Changes since the July 1, 2017 price list:

Effective August 1, 2017

**SUGGESTED PRICE LIST  
(F.O.B. PERRY, OKLAHOMA)****Effective August 1, 2017**

PART NO.	DESCRIPTION	MSRP (USD)
----------	-------------	------------

**STANDARD UNIT**

The **Ditch Witch® Model C30X** trencher is priced less all options. Select items from the appropriate lists.

The basic power unit includes the following:

- Briggs & Stratton Vanguard® gasoline engine (31hp net) (electric start)
- Double gear pump hydraulic system
- Independent, infinitely variable-speed hydraulic ground drive
- Easy touch ground drive controls
- Hydraulic digging chain drive and boom lift
- Long track, short track ground drive system, no trail wheel
- All Bearings – Maintenance Free
- Hydraulic oil cooler
- Remote high capacity fuel tank
- Donaldson® remote air filter

**C30X BASIC UNIT - Includes:**

C30X Base Unit	\$12,856.55	R
Includes: Basic Assembly, Production Decal Kit, C30X Vanguard Engine		
Shipped with: C30X Ground Drive Motor	\$900.00	R
	<b>\$13,756.55</b>	<b>R</b>

**TRANSLATION DECALS – (Select if translation needed)**

Foreign Decal Kit	\$32.62	R
ISO Decal Kit	\$41.56	R
<b>NOTE: ISO decals will be shipped with all translation decals and any basic unit shipped outside the United States.</b>		

**HYDRAULIC DRIVE MOTOR OPTIONS (Select one)**

C30X Chain Drive Motor - 195CC - (Low Speed)	\$400.00	R
C30X Chain Drive Motor - 140CC - (High Speed)	\$400.00	R

**SPROCKET OPTIONS (Select one)**

C30X Head Shaft Sprocket 19K	\$158.10	R
<b>Utilized in narrow (3.5"/90mm) trenches in most soil conditions up to 36" (90cm) deep</b>		
C30X Head Shaft Sprocket 35K	\$163.20	R
<b>Heavy Duty System utilized in wider, deeper trenches and tougher soil condition</b>		

**ROTOWITCH OPTIONS (Select one)**

C30X No RW	\$180.25	R
C30X RW	\$1,720.10	R
<b>For boring tools, refer to the Roto Witch® boring attachment price list.</b>		

**SUGGESTED PRICE LIST  
(F.O.B. PERRY, OKLAHOMA)**

**Effective August 1, 2017**

PART NO.	DESCRIPTION	MSRP (USD)
----------	-------------	------------

**ORANGE INTEL™ OPTIONS (Select one)**

350-5371	GPS ONLY FOR GPS-READY <b>Note: Equipment Registration Activates GPS and Telematics Boxes</b>	\$530.00 D
----------	--	------------

**ORANGE INTEL™ SERVICE PLAN OPTIONS (Optional)**

240-1118	1 Year Data Service Plan GPS ONLY <b>Note: Sold in One Year Increments</b>	\$299.40 A
----------	---	------------

**ACCESSORIES**

190-2571	WEIGHT KIT - CX 35K SHARK II- 36"	see counter-weighting requirements below	\$458.35 C
190-2572	WEIGHT KIT - CX 35K CUP & ALLIGATOR - 48	see counter-weighting requirements below	\$494.40 C
190-2573	WEIGHT KIT - CX 35K SHARK II - 48"	see counter-weighting requirements below	\$601.00 C
190-2564	BACKFILL BLADE KIT- PEDESTRIAN		\$360.50 D
350-4712	OPTION - EC C24X-C30X		\$149.35 D
190-2440	C30X/VP30 UPTIME KIT		\$62.50 B

**COUNTERWEIGHT CHART TRACK UNITS**

Weights may be required depending on configuration. Use the chart below to determine how many weights are needed for your application.

Option	Chain Type	Additional Counterweights Required	
36 inch boom	Shark II 35K 2P: 4 in width	8	(4 on each side)
	Shark II 35K 2P: 6 in width	8	(4 on each side)
48 inch boom	Duratooth® Cup 35K 2P: 4 in width	9	(4 on the left, 5 on the right)
	Duratooth® Cup 35K 2P: 6 in width	9	(4 on the left, 5 on the right)
	Combo 35K 2P: 4 in width	9	(4 on the left, 5 on the right)
	Combo 35K 2P: 6 in width	9	(4 on the left, 5 on the right)
	Shark II 35K 2P: 4 in width	12	(6 on each side)
	Shark II 35K 2P: 6 in width	12	(6 on each side)

**PERSONNEL RESTRAINT BARS AND TRENCH CLEANER BARS (Select one)**

140-1373	DANGER RESTRAINT BAR (18") (OAL 23.8")	(for 18" boom)	\$20.69 C
140-1374	DANGER RESTRAINT BAR (24") (OAL 29.8")	(for 24" boom)	\$23.32 C
140-1375	DANGER RESTRAINT BAR (30") (OAL 35.8")	(for 30" boom)	\$27.87 C
140-1376	DANGER RESTRAINT BAR (36") (OAL 41.8")	(for 36" boom)	\$31.45 C
140-1377	DANGER RESTRAINT BAR (48") (OAL 54.5")	(for 48" boom)	\$42.28 C
190-2586	PEDESTRIAN CRUMBER - SLIDE 3"	(for all 3" configurations)	\$321.30 C
190-2562	PEDESTRIAN CRUMBER - SLIDE 4"	(for all 4" configurations)	\$331.50 C
190-2563	PEDESTRIAN CRUMBER - SLIDE 6"	(for all 6" configurations)	\$351.90 C

**Trench Cleaner - See Trencher Options**



CONFIDENTIAL

C30X

**SUGGESTED PRICE LIST  
(F.O.B. PERRY, OKLAHOMA)**

Effective August 1, 2017

PART NO.	DESCRIPTION	MSRP (USD)
----------	-------------	------------

**TRENCHER OPTIONS****PIVOT STUBS**

140-1391	SHORT PIVOT STUB	Required for 18" Boom	\$23.60	C
145-562	PIVOT STUB ( 1 9/16" X 14.75")	Required for 24", 30", 36" and 48" Boom	\$53.44	C

**BOOMS**

Select Boom from Booms - Compact Equip Price List

**CHAIN ASSEMBLIES**

Select Appropriate 19K or 35K Chain Assembly by Chain Length in Pitches and Cutter Width from Chain Assembly Price List.

- 18" Boom Requires 40P Chain (19K)
- 24" Boom Requires 46P Chain (19K)
- 24" Boom Requires 52P Chain (35K)
- 30" Boom Requires 52P Chain (19K)
- 30" Boom Requires 62P Chain (35K)
- 36" Boom Requires 58P Chain (19K)
- 36" Boom Requires 68P Chain (35K)
- 48" Boom Requires 84P Chain (35K)

**INSTALLATION CHARGES**

Additional charge for factory installed attachments and accessories

Install boom and chain	\$80.00	A
Install trench cleaner	\$80.00	A
Install tachometer/hour meter	\$80.00	A
Install Roto-Witch® boring attachment	\$80.00	A

**SPECIAL PAINT**

Special color charge is per each unit - specify color code. (If first time color order, please provide 2"x3" color chip.)

From the time of confirmation, any special paint order is non-cancelable and non-returnable.

Please allow 30 days from time of order to delivery.

Orders with less than 30 days from order to delivery are subject to applicable surcharge(s).

Prices do not include the application of special or branded paints; i.e.) DuPont, Sherwin-Williams, PPG, metallic or base coat / clear coat.

Charges do not include price of paint.

Call for Pricing A



CONFIDENTIAL

ST37X

Changes since the July 1, 2017 price list:

Effective August 1, 2017



**SUGGESTED PRICE LIST  
(F.O.B. PERRY, OKLAHOMA)**

Effective August 1, 2017

PART NO.	DESCRIPTION	MSRP (USD)
----------	-------------	------------

**STANDARD UNIT**

The **Ditch Witch® Model ST37X** mini skid steer is priced less all options. Select these items from the appropriate list. The basic power unit includes the following:

- Yanmar 3TNV88C, liquid cooled engine (37 hp gross, 35.1 hp estimated net at 3000 rpm)  
EPA Tier 4, EU Stage IIIA compliant
- Variable-speed hydrostatic ground drive
- Mechanical service brake
- Multi-tach attachment plate
- Durable build and innovative design provides the industry's smoothest ride
- 860 lb. rated operating capacity

If you select a standard machine configuration, you must also order the "shipped with" items listed below.

**ST37X STANDARD #1**

**ST37X-1** Base Unit:Wide Tracks,2 spool - Includes:

350-5322 BASIC ASSEMBLY

350-4180 DUAL HANDLE JOYSTICK CONTROL ASM

301-0842 RUBBER TRACK (230x72x44)

350-5362 ST37X BASIC SUB

270-7373 ST37X PROD DECAL KIT

\$29,141.45

**350-5328 ST37X SUB - (ST37X FOOTINGS TRENCHER)**

\$5,228.47

**Total \$34,369.92 R****ST37X STANDARD MINI SKID STEER UNIT**

**350-5322** BASIC ASSEMBLY

\$27,119.86 R

**DECAL KITS – ST37X (Select one)**

270-7373 ST37X PROD DECAL KIT

\$119.08 C

**TRANSLATION DECALS – (Select if translation needed)**

270-7394 ST37X PROD ISO DECAL KIT

\$36.01 C

**NOTE: ISO decals will be shipped with all translation decals and any basic unit shipped outside the United States.**

**TRACK SUB-ASSEMBLY W/ TRACKS (Select one)**

301-0842 RUBBER TRACK (230x72x44)

2 required

\$410.92

\$821.84 B

**GROUND DRIVE CONTROL (Select one)**

350-4180 DUAL HANDLE JOYSTICK CONTROL ASM

\$829.63 R

**ORANGE INTEL™ OPTIONS (Select one)**

350-5370 GPS ONLY FOR TELEMATICS READY

\$530.00 D

350-5372 TELEMATICS

\$1,199.05 D

**Note: Equipment Registration Activates GPS and Telematics Boxes**

**ORANGE INTEL™ SERVICE PLAN OPTIONS (Optional)**

240-1118 1 Year Data Service Plan GPS ONLY

\$299.40 A

240-1117 1 Year Data Service Plan Telematics

\$359.40 A

**Note: Sold in One Year Increments**



CONFIDENTIAL

ST37X

**SUGGESTED PRICE LIST  
(F.O.B. PERRY, OKLAHOMA)**

Effective August 1, 2017

PART NO.	DESCRIPTION	MSRP (USD)
----------	-------------	------------

**ST37X FOOTINGS TRENCHER**

350-5328	ST37X SUB	\$5,228.47 R
----------	-----------	--------------

**NOTE: The ST37X Trencher can not be mounted with lift arms.****ST37X TRENCHER OPTIONS****RESTRAINT BARS (Select one)**

140-1435	FT RESTRAINT BAR (24") (OAL 43")	(for 24" boom)	\$79.64	C
140-1436	FT RESTRAINT BAR (30") (OAL 48")	(for 30" boom)	\$84.95	C
140-1434	FT RESTRAINT BAR (36") (OAL 51.2")	(for 36" boom)	\$84.95	C

**BOOMS (Optional)**

140-1409	50K BOOM ASSEMBLY (24")	\$959.59	C
140-1410	50K BOOM ASSEMBLY (30")	\$988.15	C
140-1411	50K BOOM ASSEMBLY (36")	\$1,026.50	C

**CHAIN ASSEMBLIES**

131-117	50K 2P DURA 54P 16"	(for 24" boom)	\$1,171.34	D
135-1483	50K 2P CMB DURA/SHK B 60P 12"	(for 30" boom)	\$1,556.42	D
131-010	50K 2P DURA 68P 10.25"	(for 36" boom)	\$1,055.63	D
135-1253	50K 2P C2X 68P 10.1"	(for 36" boom)	\$1,173.88	D

**INSTALLATION CHARGES**

Additional charge for factory installed attachments and accessories	
Install boom and chain	\$80.00 A
Install CE kit	\$40.00 A
Install silt fence	\$160.00 A
Install environmentally compatible fluids	\$213.00 A

**SPECIAL PAINT**

Special color charge is per each unit - specify color code. (If first time color order, please provide 2"x3" color chip.)  
From the time of confirmation, any special paint order is non-cancelable and non-returnable.  
Please allow 30 days from time of order to delivery.  
Orders with less than 30 days from order to delivery are subject to applicable surcharge(s).  
Prices do not include the application of special or branded paints; i.e.) DuPont, Sherwin-Williams, PPG, metallic or base coat / clear coat.  
Charges do not include price of paint.

Call for Pricing A



CONFIDENTIAL

**R300 Zahn**

Changes since the July 1, 2017 price list:

Effective August 1, 2017

**SUGGESTED PRICE LIST  
(F.O.B. PERRY, OKLAHOMA)**

Effective August 1, 2017

PART NO.	DESCRIPTION	MSRP (USD)
----------	-------------	------------

**STANDARD UNIT**

The **Ditch Witch® Model R300 Zahn** is priced less all options. Select items from the appropriate lists.

The basic power unit includes the following:

- Kohler Command PRO CH750 air-cooled gasoline engine (30 hp gross)
- Infinitely variable-speed hydrostatic ground drive with traction assist feature
- Cruise control
- Operator's platform
- Mechanical park brake
- Hydraulic steering
- Auxiliary hydraulic circuits
- Donaldson remote air filtration
- Back panel enclosure
- Rear fenders
- 4WD conversion manifold

**R300 ZAHN BASIC UNIT - Includes:**

R300 Base Unit

\$12,339.61 R

Includes: Basic Assembly, Production Decal Kit, Console, Hour Meter Kit, Kohler Throttle Kit, Silencer Kit

**TRANSLATION DECALS – (Select if translation needed)**

Foreign Decal Kit

\$88.76 R

ISO Decal Kit

\$5.78 R

**NOTE: ISO decals will be shipped with all translation decals and any basic unit shipped outside the United States.**

**DRIVE OPTIONS (Select one)**

TIRE ASSY 18 X 9

\$161.02 R

TIRE ASSY UF 18 X 9

\$385.60 R

TIRE ASSY 18 X 8

\$195.43 R

TIRE ASSY UF 20 X 10

\$592.26 R

TIRE ASSY 20 X 8

\$413.75 R

TRACK ASSEMBLY

\$2,826.35 R

**NOTE: Cannot use TIRE ASSY 20 X 8 with 190-1210 dual wheel kit**

**ORANGE INTEL™ OPTIONS (Select one)**

350-5369 GPS ONLY FOR NON GPS-READY

\$574.74 D

**Note: Equipment Registration Activates GPS and Telematics Boxes**

**ORANGE INTEL™ SERVICE PLAN OPTIONS (Optional)**

240-1118 1 Year Data Service Plan GPS ONLY

\$299.40 A

**Note: Sold in One Year Increments**

**SUGGESTED PRICE LIST  
(F.O.B. PERRY, OKLAHOMA)**

**Effective August 1, 2017**

PART NO.	DESCRIPTION	MSRP (USD)
<b>ACCESSORIES</b>		
190-1210	DUAL WHEEL KIT- does not include tires/wheels; must select additional tires from above	\$508.63 D
190-1258	WHEEL WEIGHT KIT	\$376.05 D
190-1256	4 WHEEL DUAL STOP KIT	\$113.44 D
190-1277	EC KIT (R230/R300) (needed when mounting duals on basic unit and 1D4)	\$60.06 D
350-2439	COLD START (R300)	\$251.29 D
194-863	SPARK ARRESTER	\$19.47 C
190-1115	Attachment Power Kit	\$25.75 D
190-1765	R300 UPTIME KIT	\$85.43 B

**ZAHN COUNTERWEIGHT REQUIREMENTS**

Power Unit	Front End	Description	Secondary Front End	Description	Additional Information	Urethane Tires	Wheel Weights (190-1258)	Counterweight Kit (190-1245)
R300	1BH	Backhoe				X		
	1SD	Small Dumper				X		
	1LD	Large Dumper				X		
	1LAL	Low Lift Tool Carrier	1TR4	Trencher	6"-8" Chain	X		X- 1LAL only
			1TR4	Trencher	10"-12" Chain	X	X	X- 1LAL only
			SK Adapter	Backfiller		X		X
				Harley Rake		X		X
				Pallet Forks		X		X
				Soil Cultivator		X		X
				Grading Rake		X		X
				Roto Witch®		X		X
	1LAH	High Lift Tool Carrier	Harley Rake			X		
			Planetary Auger Driver			X		
			Auger Driver			X		
			Soil Cultivator			X		
			Tree Shear			X		



CONFIDENTIAL

R300 Zahn

**SUGGESTED PRICE LIST  
(F.O.B. PERRY, OKLAHOMA)**

Effective August 1, 2017

PART NO.	DESCRIPTION	MSRP (USD)
<b>FRONT ENDS</b>		
<b><u>1TRH HEADSHAFT AUGER TRENCHER</u></b>		
<b>1TRH TRENCHER - Includes:</b>		
1TRH Base Unit		\$2,363.33 R
Includes: Basic Assembly, Production Decal Kit, Ship Kit		
<b>1TRH HYDRAULIC MOTORS (Select one)</b>		
HYD Motor 8.0 CID	8.0 CID (Extra high speed, low torque)	\$465.43 R
HYD Motor 9.8 CID	9.8 CID (High speed, low torque)	\$433.89 R
HYD Motor 11.9 CID	11.9 CID (Standard speed, standard torque)	\$500.39 R
HYD Motor 14.9 CID	14.9 CID (Low speed, high torque)	\$500.39 R
<b><u>1TRI INDEPENDENT AUGER TRENCHER</u></b>		
<b>1TRI TRENCHER - Includes:</b>		
1TRI Base Unit		\$2,979.79 R
Includes: Basic Assembly, Production Decal Kit, Ship Kit		
<b>1TRI HYDRAULIC MOTORS (Select one)</b>		
HYD Motor 8.0 CID	8.0 CID (Extra high speed, low torque)	\$465.43 R
HYD Motor 9.8 CID	9.8 CID (High speed, low torque)	\$433.89 R
HYD Motor 11.9 CID	11.9 CID (Standard speed, standard torque)	\$500.39 R
HYD Motor 14.9 CID	14.9 CID (Low speed, high torque)	\$500.39 R
<b>1TRH / 1TRI TRAIL WHEEL KIT (Select one)</b>		
190-1154	DUAL TRAIL WHEEL KIT	\$521.39 D
190-1155	SINGLE TRAIL WHEEL KIT	\$244.75 D
<b>1TRH / 1TRI TRENCHER OPTIONS</b>		
190-1168	AUGER EXTENSION KIT (for 1TRI trencher)	\$138.95 D
Shipped with: 190-1269 SHIELD EXTENSION KIT		\$62.48 D
		\$201.43 D
190-1203	COUNTER WEIGHT KIT	\$189.94 D
190-1265	SINGLE POINT LIFT KIT	\$62.48 D
190-1170	BACKFILL BLADE KIT	\$503.54 D
605-0001	ROTOWITCH	\$1,957.33 D
Shipped with: 118-097 DRILL STRING GUIDE ASSEMBLY		\$96.59 C
		\$2,053.92
190-1233	QUICK DISCONNECT KIT (must order when using with a TRH or TRI)	\$100.69 D



CONFIDENTIAL

R300 Zahn

**SUGGESTED PRICE LIST  
(F.O.B. PERRY, OKLAHOMA)**

Effective August 1, 2017

PART NO.	DESCRIPTION	MSRP (USD)
----------	-------------	------------

**1D4 FOUR WHEEL DRIVE FRONT END****1D4 FOUR WHEEL DRIVE FRONT END - Includes:**

1D4 Base Unit	\$1,731.76	R
Includes: Basic Assembly, Ship Kit		

**TIRES / WHEELS (Select one)**

TIRE ASSY 18 X 9	\$161.02	R
TIRE ASSY UF 18 X 9	\$385.60	R
TIRE ASSY 18 X 8	\$195.43	R
TIRE ASSY UF 20 X 10	\$592.26	R
TIRE ASSY 20 X 8	\$413.75	R
TRACK ASSEMBLY	\$2,849.45	R

**1D4 OPTIONS**

190-1210	DUAL WHEEL KIT- does not include tires/wheels; must select additional tires from above	\$508.63	D
190-1256	4 WHEEL DUAL STOP KIT (needed when mounting duals on basic unit and 1D4)	\$113.44	D
190-1258	WHEEL WEIGHT KIT	\$376.05	D

**1CM CONCRETE MIXER****1CM CONCRETE MIXER - 100 GALLON - Includes:**

1CM Base Unit	\$6,669.25	R
Includes: Basic Assembly, Production Decal Kit		

**HOPPER ASSEMBLY (Select one)**

350-5418	HOPPER ASSEMBLY (.75")	\$1,275.25	R
350-5417	HOPPER ASSEMBLY (.75" FLUSH TOP)	\$1,290.25	R
350-5377	HOPPER ASSEMBLY (1.25")	\$1,325.75	R
350-5410	HOPPER ASSEMBLY (1.25" FLUSH TOP)	\$1,340.75	R

**NOTE: 1CM requires 1D4 Four Wheel Drive Front End****NOTE: 1CM can be mounted with all R300 Zahn tires. 1CM is not available with Track Assembly.**



CONFIDENTIAL

R300 Zahn

**SUGGESTED PRICE LIST  
(F.O.B. PERRY, OKLAHOMA)**

Effective August 1, 2017

PART NO.	DESCRIPTION	MSRP (USD)
----------	-------------	------------

**1LAL LOW LIFT TOOL CARRIER****1LAL LOW LIFT TOOL CARRIER - Includes:**

1LAL Base Unit \$2,384.95 R

**1LAL OPTIONS**

190-1245	COUNTER WEIGHT KIT	\$240.92	D
350-1715	SK ATTACHMENT PLATE (SMALL LIFT)	\$641.01	D
350-2526	SK ATTACH PLATE (TRACKS AND SMALL LIFT)	\$677.00	D
605-0001	ROTOWITCH	\$1,957.33	D
	Shipped with: 118-097 DRILL STRING GUIDE ASSEMBLY	\$96.59	C
		\$2,053.92	

**1TR4 TRENCHER****1TR4 TRENCHER - Includes:**

1TR4 Base Unit \$3,017.47 R

Includes: Basic Assembly, Production Decal Kit, Ship Kit

**1TR4 HYDRAULIC MOTORS (Select one)**

HYD Motor 14.9 CID	14.9 CID (Low speed, high torque)	\$500.39	R
HYD Motor 11.9 CID	11.9 CID (Standard speed, standard torque)	\$500.39	R

**1TR4 TRENCHER OPTIONS**

190-1168	AUGER EXTENSION KIT	\$138.95	D
190-1245	COUNTER WEIGHT KIT	\$240.92	D
190-1258	WHEEL WEIGHT KIT	\$376.05	D
302-1483	TRENCHER RECEIVER PLATE	\$334.18	D
350-1715	SK ATTACHMENT PLATE (SMALL LIFT)	\$641.01	D
350-2526	SK ATTACH PLATE (TRACKS AND SMALL LIFT)	\$677.00	D
190-1284	SK ADAPTER/1TR4 HOSE KIT	\$75.21	D
190-1322	BACKFILL BLADE KIT	\$631.01	D

**1VP4 VIBRATORY PLOW****1VP4 VIBRATORY PLOW - Includes:**

1VP4 Base Unit \$5,458.02 R

**TRANSLATION DECALS – (Select if translation needed)**

Foreign Decal Kit	\$25.98	R
-------------------	---------	---

**1VP4 OPTIONS**

190-1227	SOD CUTTER (KIT 1VP4)	\$62.48	D
190-220	SKID SHOE CONVERSION KIT	\$115.00	C
190-1225	REEL CARRIER (KIT 1VP4)	\$317.43	D



**SUGGESTED PRICE LIST  
(F.O.B. PERRY, OKLAHOMA)**

Effective August 1, 2017

PART NO.	DESCRIPTION	MSRP (USD)
----------	-------------	------------

**1VP4 OPTIONS (Continued)**

191-1048	DUAL REEL CARRIER KIT	\$1,014.55 C
190-1245	COUNTER WEIGHT KIT	\$240.92 D
190-1258	WHEEL WEIGHT KIT	\$376.05 D
190-1210	DUAL WHEEL KIT	\$508.63 D
300-4610	SK RECEIVER PLATE	\$281.89 D
190-1323	STANDARD SILT FENCE KIT	\$1,974.63 C

**PLOW BLADES**

Select Appropriate Plow Blade from Plow Blade Price List.

**1LAH HIGH LIFT TOOL CARRIER**

**1LAH HIGH LIFT TOOL CARRIER - Includes:**

1LAH Base Unit	\$4,260.44 R
----------------	--------------

**ACCESSORIES**

190-1348	AUTO LATCH KIT	\$377.34 D
----------	----------------	------------

**1BH BACKHOE**

**1BH BACKHOE (with 12" Bucket) - Includes:**

1BH Base Unit	\$11,050.83 R
Includes: Basic Assembly, Flow Diverter Kit	

**BOOMS**

Select Boom from Booms - Compact Equip Price List

140-1159	SPROCKET BOOM ADJUSTER KIT	(use with 140-060 boom)	\$198.73 C
140-551	BOOM EXTENSION (1')	(extends 140-060 to 48" depth)	\$158.14 C

**RESTRAINT BARS AND CLEANER BARS (Select one)**

141-318	RESTRAINT BAR	(for 24" boom on 1TRH / 1TRI)	\$58.54 C
141-337	RESTRAINT BAR	(for 30" and 36" booms on 1TR4 / 1TRH / 1TRI)	\$70.50 C
141-755	RESTRAINT BAR	(for 48" boom on 1TR4 / 1TRH / 1TRI)	\$82.20 C
141-337	RESTRAINT BAR	(for 24" boom on 1TR4)	\$70.50 C
141-755	RESTRAINT BAR	(for 30" boom on 1TR4)	\$82.20 C
141-156	PERSONNEL RESTRAINT BAR	(for 36" boom on 1TR4)	\$163.69 C
141-157	RESTRAINT BAR	(for 48" boom on 1TR4)	\$212.03 C
300-4647	CLEANER BAR	(for 24" boom on 1TRH / 1TRI)	\$137.38 C
300-4649	CLEANER BAR	(for 30" boom on 1TRH / 1TRI)	\$161.29 C
300-4651	CLEANER BAR	(for 36" boom on 1TRH / 1TRI)	\$179.21 C
300-4653	CLEANER BAR	(for 48" boom on 1TRH / 1TRI)	\$197.14 C

**SUGGESTED PRICE LIST  
(F.O.B. PERRY, OKLAHOMA)**

Effective August 1, 2017

PART NO.	DESCRIPTION	MSRP (USD)
----------	-------------	------------

**RESTRAINT BARS AND CLEANER BARS (Select one) (Continued)**

300-4651	CLEANER BAR (for 24" boom on 1TR4)	\$179.21 C
300-4653	CLEANER BAR (for 30" and 36" booms on 1TR4)	\$197.14 C
300-4660	CLEANER BAR (for 48" boom on 1TR4)	\$232.98 C

**MECHANICAL TRENCH CLEANER (Optional)**

100-180	MECHANICAL CLEANER CONVER KIT	\$272.80 C
---------	-------------------------------	------------

**TRENCH CLEANER SHOES**

141-290	CLEANER SHOE (4")	\$30.37 C
141-134	CLEANER SHOE (6")	\$36.91 C
141-135	CLEANER SHOE (8")	\$45.63 C
141-136	CLEANER SHOE (10") (1TR4 only)	\$48.27 C
141-137	CLEANER SHOE (12") (1TR4 only)	\$57.83 C

**CHAIN ASSEMBLIES**

Select Appropriate 33K or 35K Chain Assembly by Chain Length in Pitches and Cutter Width from Chain Assembly Price List.

- 24" Boom Requires 52P Chain
- 30" Boom Requires 62P Chain
- 36" Boom Requires 68P Chain
- 48" Boom Requires 84P Chain

**INSTALLATION CHARGES**

Additional charge for factory installed attachments and accessories

Install boom and chain	\$80.00 A
Install front end (1TRH, 1TRI or 1D4)	\$160.00 A
Install silt fence	\$160.00 A
Install front ends on 1D4	\$80.00 A
Install auto level kit	\$80.00 A
Install remote throttle kit	\$40.00 A
Install Roto-Witch® boring attachment	\$40.00 A
Install hour meter kit	\$40.00 A
Install dual wheel kit	\$40.00 A
Install 4 wheel dual stop kit	\$40.00 A
Install wheel weights (each)	\$40.00 A
Install CE kit	\$40.00 A
Install spark arrester	\$40.00 A
Install environmentally compatible fluids	\$284.00 A

**SPECIAL PAINT**

Special color charge is per each unit - specify color code. (If first time color order, please provide 2"x3" color chip.)

From the time of confirmation, any special paint order is non-cancelable and non-returnable.

Please allow 30 days from time of order to delivery.

Orders with less than 30 days from order to delivery are subject to applicable surcharge(s).

Prices do not include the application of special or branded paints; i.e.) DuPont, Sherwin-Williams, PPG, metallic or base coat / clear coat.

Charges do not include price of paint.

Call for Pricing A



CONFIDENTIAL

100SXH

Changes since the July 1, 2017 price list:

Effective August 1, 2017



CONFIDENTIAL

100SXH

**SUGGESTED PRICE LIST  
(F.O.B. PERRY, OKLAHOMA)**

Effective August 1, 2017

PART NO.	DESCRIPTION	MSRP (USD)
----------	-------------	------------

**STANDARD UNIT**

The **Ditch Witch® Model 100SXH** vibratory plow is priced less blade and options. Select these items from the appropriate lists. The basic power unit includes the following:

- Briggs & Stratton 2100 Series gasoline engine (13.5 hp gross)
- Mechanical vibratory plow drive
- Hydrostatic two-wheel drive

**100SXH STANDARD #1****100SXH-4** Basic Unit: - Includes:

010-1129 100SX (W/BRIGGS ENGINE)  
279-088 100SXH DECAL KIT ENGLISH

Total \$10,354.70 R

**DECAL KITS - 100SXH (Select one)**

279-088 100SXH DECAL KIT ENGLISH \$36.95 C

**TRANSLATION DECALS – (Select if translation needed)**

270-6821 100SXH PROD DECA KIT -FR \$21.67 C  
270-6240 100SXH PROD DECAL KIT-SWEDISH \$21.67 C  
270-4485 ISO DECAL KIT - 100SXH \$10.62 C  
\$32.29 C

**NOTE: ISO decals will be shipped with all translation decals and any basic unit shipped outside the United States.**

**BLADE MOUNT ASSEMBLIES (Select one)**

327-054 BLADE MOUNT ASSEMBLY \$523.87 C  
310-459 PIVOT BLADE MOUNT ASSEMBLY \$722.10 C

**TIRES/WHEELS (Select one)**

205-1254 TIRE AND WHEEL (18 X 9.50 - 8) 2 required \$147.34 \$294.68 C  
350-2325 100SX NARROW TIRE OPTION \$206.36 C

**ACCESSORIES**

100-026 REEL CARRIER-100SX \$191.22 C  
327-089 BOLT-ON WEIGHT 2 required \$238.38 C  
Shipped with: 179-620 REEL CARRIER SHAFT 2 required \$41.31 C  
105-833 FLG LOCKNUT (1/2-NC) 4 required \$0.74 C  
\$562.34 C  
100-864 100SX EUROPEAN COMPLIANCE \$350.56 C

**PLOW BLADES**

**Select Appropriate Plow Blade from Plow Blade Price List.**



CONFIDENTIAL

100SXH

**SUGGESTED PRICE LIST  
(F.O.B. PERRY, OKLAHOMA)**

**Effective August 1, 2017**

PART NO.	DESCRIPTION	MSRP (USD)
----------	-------------	------------

**INSTALLATION CHARGES**

Additional charge for factory installed attachments and accessories

Install reel carrier \$80.00 A

Install optional weights \$80.00 A

Install environmentally compatible fluids \$106.50 A

**SPECIAL PAINT**

Special color charge is per each unit - specify color code. (If first time color order, please provide 2"x3" color chip.)

From the time of confirmation, any special paint order is non-cancelable and non-returnable.

Please allow 30 days from time of order to delivery.

Orders with less than 30 days from order to delivery are subject to applicable surcharge(s).

Prices do not include the application of special or branded paints; i.e.) DuPont, Sherwin-Williams, PPG, metallic or base coat / clear coat.

Charges do not include price of paint. Call for Pricing A



CONFIDENTIAL

VP30

Changes since the July 1, 2017 price list:

Effective August 1, 2017

**SUGGESTED PRICE LIST  
(F.O.B. PERRY, OKLAHOMA)****Effective August 1, 2017**

PART NO.	DESCRIPTION	MSRP (USD)
----------	-------------	------------

**STANDARD UNIT**

The **Ditch Witch® Model VP30** is priced less all options. Select items from the appropriate lists.

The basic power unit includes the following:

- Briggs & Stratton Vanguard® gasoline engine (31hp net) (electric start)
- Infinitely variable-speed hydrostatic ground drive with traction assist feature
- Cruise control
- Operator's station
- Mechanical park brake
- Hydraulic steering
- Auxiliary hydraulic circuits
- Donaldson remote air filtration
- Back panel enclosure
- Rear fenders
- 4WD conversion manifold

**VP30 BASIC UNIT - Includes:**

VP30 Base Unit

\$19,719.75 R

Includes: Basic Assembly, Production Decal Kit

**TRANSLATION DECALS – (Select if translation needed)**

Foreign Decal Kit

\$7.92 R

ISO Decal Kit

\$29.67 R

**NOTE: ISO decals will be shipped with all translation decals and any basic unit shipped outside the United States.**

**ROTOWITCH OPTIONS (Select one)**

No Roto Witch

\$180.25 R

Roto Witch

\$1,720.10 R

**ORANGE INTEL™ OPTIONS (Select one)**

350-5371 GPS ONLY FOR GPS-READY

\$530.00 D

**Note: Equipment Registration Activates GPS and Telematics Boxes**

**ORANGE INTEL™ SERVICE PLAN OPTIONS (Optional)**

240-1118 1 Year Data Service Plan GPS ONLY

\$299.40 A

**Note: Sold in One Year Increments**

**ACCESSORIES**

118-097 DRILL STRING GUIDE ASSEMBLY

(must order when Roto Witch option is selected)

\$96.59 C

190-1963 REEL CARRIER KIT

\$206.45 D

190-1967 ADJ BLADE SOD CUTTER KIT

(use with adjustable blades)

\$520.00 C

**PLOW BLADES**

**Select Appropriate Plow Blade from Plow Blade Price List.**



CONFIDENTIAL

VP30

**SUGGESTED PRICE LIST  
(F.O.B. PERRY, OKLAHOMA)****Effective August 1, 2017**

PART NO.	DESCRIPTION	MSRP (USD)
----------	-------------	------------

**INSTALLATION CHARGES**

Additional charge for factory installed attachments and accessories

Install silt fence	\$160.00	A
Install Roto-Witch® boring attachment	\$40.00	A
Install CE kit	\$40.00	A
Install spark arrester	\$40.00	A
Install environmentally compatible fluids	\$284.00	A

**SPECIAL PAINT**

Special color charge is per each unit - specify color code. (If first time color order, please provide 2"x3" color chip.)

From the time of confirmation, any special paint order is non-cancelable and non-returnable.

Please allow 30 days from time of order to delivery.

Orders with less than 30 days from order to delivery are subject to applicable surcharge(s).

Prices do not include the application of special or branded paints; i.e.) DuPont, Sherwin-Williams, PPG, metallic or base coat / clear coat.

Charges do not include price of paint. Call for Pricing A





CONFIDENTIAL

410SX

Changes since the July 1, 2017 price list:

Effective August 1, 2017



CONFIDENTIAL

410SX

**SUGGESTED PRICE LIST  
(F.O.B. PERRY, OKLAHOMA)****Effective August 1, 2017**

PART NO.	DESCRIPTION	MSRP (USD)
----------	-------------	------------

**STANDARD UNIT**

The **Ditch Witch® Model 410SX** is priced less all options and attachments. The basic unit includes the following:

- Kubota WG1605-G, EPA Phase 3, electronic governor, 4 cylinder water cooled gas engine (49.6 hp gross @ 3600 rpm, 47.5 hp net)
- Infinitely variable hydrostatic four wheel drive
- Enclosed and lubricated ground drive reduction gearbox
- Dana #44 limited slip front and rear differentials
- Articulated steering with oscillating rear axle
- Parking brake
- Hydraulic plow vibrator drive
- Plow swing lock
- Hydraulic plow lift
- 12 volt electric start
- Murphy Display
  - Engine rpm
  - Coolant temp
  - Engine oil pressure
  - ECU diagnostic codes
- Fuel gauge
- Check engine light
- Hydraulic oil temperature warning light
- Air filter restriction indicator
- Start interlock monitor

**410SX STANDARD #1**

**410SX-5** Base Unit: Digging Attach & RW - Includes:

010-1044 410SX BASIC POWER UNIT (GAS)  
270-5575 410SX PROD DECAL KIT  
190-1440 H400 ASSEMBLY MOUNT KIT  
604-162 410SX BORING ATTACHMENT

**Total \$40,457.49 R****410SX STANDARD #2**

**410SX-6** Base Unit: Digging Attach, w/o RW - Includes:

010-1044 410SX BASIC POWER UNIT (GAS)  
270-5575 410SX PROD DECAL KIT  
190-1440 H400 ASSEMBLY MOUNT KIT  
604-161 410SX ASSY W/O BORING ATTACH

**Total \$39,070.77 R****BASIC POWER UNIT**

<b>010-1044</b> 410SX BASIC POWER UNIT (GAS)	\$37,433.54	R
Shipped with: 270-5575 410SX PROD DECAL KIT	\$51.55	C
	<b>\$37,485.09</b>	

**SUGGESTED PRICE LIST  
(F.O.B. PERRY, OKLAHOMA)****Effective August 1, 2017**

PART NO.	DESCRIPTION	MSRP (USD)
<b>DECAL KITS – 410SX (Select one)</b>		
270-5575	410SX PROD DECAL KIT	\$51.55 C
<b>TRANSLATION DECALS – (Select if translation needed)</b>		
270-5580	410SX PROD DECAL KIT FR	\$116.24 C
270-5577	410SX PROD DECAL KIT GR	\$116.24 C
270-5579	410SX PROD DECAL KIT IT	\$116.24 C
270-5578	410SX PROD DECAL KIT SP	\$116.24 C
270-5576	410SX ISO DECAL KIT	\$32.10 C
		\$148.34 C
<b>NOTE: ISO decals will be shipped with all translation decals and any basic unit shipped outside the United States.</b>		
<b>ASSEMBLY KITS (Select one)</b>		
604-163	410SX W/O DIG ATT OR BACKHOE	\$256.06 R
190-1517	H400 MOUNT KIT	\$350.56 C
<b>ROTO WITCH® BORING ATTACHMENT (Select one)</b>		
604-161	410SX ASSY W/O BORING ATTACH	\$6.10 R
604-162	410SX BORING ATTACHMENT	\$1,407.78 R
	Shipped with: 118-097 DRILL STRING GUIDE ASSEMBLY	\$96.59 C
		\$1,504.37
<b>For boring tools, refer to the Roto Witch® boring attachment price list.</b>		
<b>TIRES/WHEELS (Select one)</b>		
205-1033	TIRE & WHEEL (26 X 12-12 TL)	4 required \$279.62 \$1,118.48 C
205-866	TIRE & WHEEL (23 X 10.5-12)	4 required \$305.77 C
	Shipped with: 191-118 DUAL WHEEL KIT	\$2,179.87 C
		\$3,402.95
<b>ORANGE INTEL™ OPTIONS (Select one)</b>		
350-5371	GPS ONLY FOR GPS-READY	\$530.00 D
<b>Note: Equipment Registration Activates GPS and Telematics Boxes</b>		
<b>ORANGE INTEL™ SERVICE PLAN OPTIONS (Optional)</b>		
240-1118	1 Year Data Service Plan GPS ONLY	\$299.40 A
<b>Note: Sold in One Year Increments</b>		

**SUGGESTED PRICE LIST  
(F.O.B. PERRY, OKLAHOMA)****Effective August 1, 2017**

PART NO.	DESCRIPTION	MSRP (USD)
<b>ACCESSORIES (Optional)</b>		
100-272	COUNTERWEIGHT KIT	\$554.53 C
375-097	WHEEL WEIGHT (12", 100#) for 205-1033 (2 or 4 weights required when ordering)	\$161.99 C
	Requires: 105-833 FLG LOCKNUT (1/2-NC) 2 per wgt.	\$0.74 C
	105-1270 CARRIAGE BOLT (1/2-NC X 9") 2 per wgt.	\$19.70 C
190-2313	REEL CARRIER	\$736.50 C
190-213	SKID SHOE CONVERSION KIT (field installation only)	\$322.51 C
190-084	SOD CUTTER KIT 410SXD	\$353.09 C
190-2177	410SX (Gas)Uptime Kit (100hr)	\$88.25 B
190-2176	410SX GAS UPTIME KIT (1000 hr)	\$550.00 B

**PLOW BLADES****Select Appropriate Plow Blade from Plow Blade Price List.****TRENCHING ATTACHMENT****BASIC UNIT**

<b>020-1053</b>	H400 BASIC UNIT	\$2,454.73 R
-----------------	-----------------	--------------

**SHIPPING KITS (Optional)**

190-1442	H400 SHIP KIT (LOOSE)	\$2,454.73 R
	Shipped with: 190-1441 H400 SHIP KIT	\$475.56 C
		\$2,930.29

**TRANSLATION DECAL KIT (Optional)**

707-668	DECAL KIT - H400 SPANISH	\$66.14 C
---------	--------------------------	-----------

**RESTRAINT BARS (Select one)**

141-337	RESTRAINT BAR (for 24" boom)	\$70.50 C
141-329	RESTRAINT BAR (for 30" boom)	\$75.01 C
141-755	RESTRAINT BAR (for 36" boom)	\$82.20 C

**BOOMS (Optional)****Select Boom from Booms - Compact Equip Price List**

604-169	BOOM ADJUSTMENT KIT (use with 140-060 boom)	\$68.51 C
---------	---	-----------

**CHAIN ASSEMBLIES****Select Appropriate 33K or 35K Chain Assembly by Chain Length in Pitches and Cutter Width from Chain Assembly Price List.**

24" Boom Requires 52P Chain

30" Boom Requires 62P Chain

36" Boom Requires 68P Chain



CONFIDENTIAL

410SX

**SUGGESTED PRICE LIST  
(F.O.B. PERRY, OKLAHOMA)**

**Effective August 1, 2017**

PART NO.	DESCRIPTION	MSRP (USD)
----------	-------------	------------

**INSTALLATION CHARGES**

Additional charge for factory installed attachments and accessories

Install dual wheels	\$80.00	A
Install wheel weights (each)	\$40.00	A
Install front counterweight	\$80.00	A
Install reel carrier	\$80.00	A
Install sod cutter	\$80.00	A
Install skid shoe	\$80.00	A
Install H400 assembly mount kit	\$120.00	A
Install boom and chain	\$80.00	A
Install environmentally compatible fluids	\$568.00	A

**SPECIAL PAINT**

Special color charge is per each unit - specify color code. (If first time color order, please provide 2"x3" color chip.)

From the time of confirmation, any special paint order is non-cancelable and non-returnable.

Please allow 30 days from time of order to delivery.

Orders with less than 30 days from order to delivery are subject to applicable surcharge(s).

Prices do not include the application of special or branded paints; i.e.) DuPont, Sherwin-Williams, PPG, metallic or base coat / clear coat.

Charges do not include price of paint.

Call for Pricing A



CONFIDENTIAL

RT30

Changes since the July 1, 2017 price list:

Effective August 1, 2017

**SUGGESTED PRICE LIST  
(F.O.B. PERRY, OKLAHOMA)****Effective August 1, 2017**

PART NO.	DESCRIPTION	MSRP (USD)
----------	-------------	------------

**STANDARD UNIT**

The **Ditch Witch® Model RT30** trencher is priced less all options. Select items from the appropriate lists.

The basic power unit includes the following:

- Kubota D1105 water-cooled diesel engine (24.8 hp) EPA Tier 4 compliant
- Ride on rubber tire tractor with front steering axle
- Hydrostatic ground drive, 4- wheel drive , infinitely variable
- 4- way backfill blade, 48 inches wide
- Hydraulic digging attachment w/single auger and outboard bearing mount
- Hydraulic boom lift

**RT30 STANDARD #1**

**RT30A-1** Base Unit - Includes:

010-1043 RT30 - 102220

270-5323 RT30 PROD DECAL KIT

022-1117 H210 TRENCHER ATTACHMENT

150-2404 MOTOR PARKER TH0310

205-1033 TIRE & WHEEL (26 X 12-12 TL)

2 Included

362-1673 LEFT FENDER

362-1674 RIGHT FENDER

362-1689 HOOD ASSEMBLY-RT30

**Total \$30,211.61 R**

**DECAL KITS – RT30 (Select one)**

270-5323 RT30 PROD DECAL KIT

\$21.90 C

**TRANSLATION DECALS – (Select if translation needed)**

270-5328 RT30 PROD DECAL KIT FR

\$31.15 C

270-5325 RT30 PROD DECAL KIT GR

\$31.15 C

270-5327 RT30 PROD DECAL KIT IT

\$31.15 C

270-5326 RT30 PROD DECAL KIT SP

\$31.15 C

270-5324 RT30 PROD ISO DECAL KIT

\$34.88 C

\$66.03 C

**NOTE: ISO decals will be shipped with all translation decals and any basic unit shipped outside the United States.**

**FRONT TIRES/WHEELS (Select one)**

205-480 TIRE & WHEEL (18 X 9.5 X 8) (LEFT)

\$86.26 C

Shipped with: 205-479 TIRE & WHEEL (18 X 9.5 X 8) (RIGHT)

\$86.26 C

\$172.52 C

205-1157 T/W POLY FILL 18X9.5X5-8 LEFT

\$206.57 C

Shipped with: 205-1156 T/W POLY FILL 18X9.5X5-8 RIGHT

\$206.57 C

\$413.14 C

**SUGGESTED PRICE LIST  
(F.O.B. PERRY, OKLAHOMA)**

Effective August 1, 2017

PART NO.	DESCRIPTION	MSRP (USD)
<b>ORANGE INTEL™ OPTIONS (Select one)</b>		
350-5371	GPS ONLY FOR GPS-READY <b>Note: Equipment Registration Activates GPS and Telematics Boxes</b>	\$530.00 D
<b>ORANGE INTEL™ SERVICE PLAN OPTIONS (Optional)</b>		
240-1118	1 Year Data Service Plan GPS ONLY <b>Note: Sold in One Year Increments</b>	\$299.40 A
<b>ACCESSORIES</b>		
190-1258	WHEEL WEIGHT KIT	\$376.05 D
190-2103	RT30 UPTIME KIT	\$72.28 B
<b>TRENCHING ATTACHMENT</b>		
022-1117	H210 TRENCHER ATTACHMENT	\$2,659.79 R
<b>HYDRAULIC MOTOR</b>		
150-2404	MOTOR PARKER TH0310	\$949.58 C
<b>RESTRAINT BARS AND CLEANER BARS (Select one)</b>		
141-318	RESTRAINT BAR (for 24" or 30" boom)	\$58.54 C
141-337	RESTRAINT BAR (for 36" boom)	\$70.50 C
141-329	RESTRAINT BAR (for 42" boom)	\$75.01 C
141-156	PERSONNEL RESTRAINT BAR (for 48" boom)	\$163.69 C
300-4647	CLEANER BAR (for 24" boom)	\$137.38 C
300-4649	CLEANER BAR (for 30" boom)	\$161.29 C
300-4651	CLEANER BAR (for 36" or 42" boom)	\$179.21 C
300-4653	CLEANER BAR (for 48" boom)	\$197.14 C
<b>Trench Cleaner - See Trencher Options</b>		

**TRENCHER OPTIONS****BOOMS****Select Boom from Booms - Compact Equip Price List****CHAIN ASSEMBLIES****Select Appropriate 33K or 35K Chain Assembly by Chain Length in Pitches and Cutter Width from Chain Assembly Price List.**

- 24" Boom Requires 52P Chain
- 30" Boom Requires 62P Chain
- 36" Boom Requires 68P Chain
- 42" Boom Requires 78P Chain
- 48" Boom Requires 84P Chain





CONFIDENTIAL

RT30

**SUGGESTED PRICE LIST  
(F.O.B. PERRY, OKLAHOMA)****Effective August 1, 2017**

PART NO.	DESCRIPTION	MSRP (USD)
----------	-------------	------------

**TRENCH CLEANER ASSEMBLY**

100-180	MECHANICAL CLEANER CONVER KIT	\$272.80 C
---------	-------------------------------	------------

**TRENCH CLEANER SHOES**

141-290	CLEANER SHOE (4")	\$30.37 C
141-134	CLEANER SHOE (6")	\$36.91 C

**INSTALLATION CHARGES**

Additional charge for factory installed attachments and accessories

Install boom and chain	\$80.00 A
------------------------	-----------

Install trench cleaner	\$80.00 A
------------------------	-----------

**SPECIAL PAINT**

Special color charge is per each unit - specify color code. (If first time color order, please provide 2"x3" color chip.)

From the time of confirmation, any special paint order is non-cancelable and non-returnable.

Please allow 30 days from time of order to delivery.

Orders with less than 30 days from order to delivery are subject to applicable surcharge(s).

Prices do not include the application of special or branded paints; i.e.) DuPont, Sherwin-Williams, PPG, metallic or base coat / clear coat.

Charges do not include price of paint.	Call for Pricing A
--	--------------------



CONFIDENTIAL

**RT45 (less regulated)**

**Changes since the July 1, 2017 price list:**

**Effective August 1, 2017**



CONFIDENTIAL

RT45 (less regulated)

**SUGGESTED PRICE LIST  
(F.O.B. PERRY, OKLAHOMA)**

Effective August 1, 2017

PART NO.	DESCRIPTION	MSRP (USD)
----------	-------------	------------

**STANDARD UNIT**

The **Ditch Witch® Model RT45** power unit is capable of being used with a variety of front and rear mounted attachments. The basic power unit is priced less all options and attachments. Select these items from the appropriate lists. The basic power unit includes the following:

- Deutz D2011L3i, oil-cooled diesel engine (42.9 hp gross @ 2,300 rpm) EPA Tier 4i and EU Stage IIIA compliant
- Foot control ground drive and hand throttle
- Enclosed and lubricated ground drive reduction gearbox
- Automotive type steering with single steering cylinder on oscillating front axle
- Hydrostatic service brake
- Mechanical disc and caliper parking brake
- Infinitely variable hydrostatic attachment drive
- Deluxe adjustable operator's seat
- Seat belt
- 12 volt electric start
- Horn
- Start and run interlock systems
- T4i includes:
  - Voltmeter
  - Fuel gauge
  - Hour meter
  - Engine oil pressure indicator light
  - Engine temperature indicator light and automatic shut down
  - Hydraulic oil temperature indicator light

If you select a standard machine configuration, you must also order the "shipped with" items listed below.

**RT45 STANDARD #1 (T4i)**

**RT45A-1** Base Unit: LRC, Rigid Rear w/o Manifold - Includes:

010-1030 RT45 (BASIC UNIT)  
600-436 RT40/RT45 REAR RIGID LS D44  
600-484 RT36/RT40/RT45 FRONT DIFF LS D44  
604-982 RT40/RT45 W/O AUX MANIFOLD KIT  
350-2306 RT45 T4i ENGINE & DANA 44 HYD PUMP  
350-4603 STANDARD GRILL FRAMES AND COVER MOUNT  
270-4568 RT45 PRODUCTION DECAL KIT

**Total \$30,871.10 R****RT45 STANDARD #2 (T4i)**

**RT45A-2** Base Unit: LRC, Rigid Rear w/ Manifold - Includes:

010-1030 RT45 (BASIC UNIT)  
600-436 RT40/RT45 REAR RIGID LS D44  
600-484 RT36/RT40/RT45 FRONT DIFF LS D44  
604-981 RT40/RT45 AUX MANIFOLD KIT  
350-2306 RT45 T4i ENGINE & DANA 44 HYD PUMP  
350-4603 STANDARD GRILL FRAMES AND COVER MOUNT  
270-4568 RT45 PRODUCTION DECAL KIT

**Total \$31,348.75 R**

Supersedes All Previous Price Lists---Prices Subject to Change Without Notice

The Charles Machine Works, Inc.; PO Box 66; Perry, OK 73077

(RT45 (less regulated) - 54)

**SUGGESTED PRICE LIST**  
**(F.O.B. PERRY, OKLAHOMA)**

**Effective August 1, 2017**

PART NO.	DESCRIPTION	MSRP (USD)
----------	-------------	------------

**DECAL KITS – RT45 (Select one)**  
**T4i**

270-4568	RT45 PRODUCTION DECAL KIT	\$17.24 C
----------	---------------------------	-----------

**TRANSLATION DECAL KITS – (Select if translation needed)**

270-4569	RT45 PRODUCTION DECAL KIT FR	\$113.18 C
270-4570	RT45 PRODUCTION DECAL KIT GR	\$113.18 C
270-4571	RT45 PRODUCTION DECAL KIT IT	\$113.18 C
270-4572	RT45 PRODUCTION DECAL KIT SP	\$113.18 C
270-2190	RT40/45 INTL. ISO DECAL KIT	\$36.52 C
		\$149.70 C

**NOTE: ISO decal kit will be shipped with all translation decals and any basic unit shipped outside the United States.**

**BASIC POWER UNIT**

<b>010-1030</b>	RT45 (BASIC UNIT) T4i	\$15,153.70 R
-----------------	-----------------------	---------------

**NOTE: H331, H350, and HD-424BL require Dana 60 axle option and 205-1203/205-1204 tires & wheels.**

**EUROPEAN COMPLIANCE KIT**

191-408	RT40/RT45 EC KIT	\$186.11 C
---------	------------------	------------

**ENGINE & PUMP ASSEMBLIES**

**T4i**

350-2306	RT45 T4i ENGINE & DANA 44 HYD PUMP	\$8,398.13 B
350-2307	RT45 T4i ENGINE & DANA 60 HYD PUMP	\$8,398.13 B

**DIFFERENTIALS (Select one)**

600-436	RT40/RT45 REAR RIGID LS D44	\$3,863.16 R
	Shipped with: 600-484 RT36/RT40/RT45 FRONT DIFF LS D44	\$3,249.82 R
		\$7,112.98 R
600-437	RT40/RT45 REAR STEER LS D44	\$4,726.91 R
	Shipped with: 602-286 FINAL ASS'Y REAR STEER KIT D44	\$498.62 R
	600-484 RT36/RT40/RT45 FRONT DIFF LS D44	\$3,249.82 R
	<b>Available with 205-1192/205-1193 26 x 12.00 - 12 tire &amp; wheel assembly only.</b>	\$8,475.35 R
600-446	RT40/RT45 RIGID REAR D60	\$7,466.47 R
	Shipped with: 600-478 RT36/RT40/RT45 FRT DIFF HD D60	\$4,962.98 R
	<b>Available with 205-1203/205-1204 29 X 12.50-15 tire &amp; wheel assembly only.</b>	\$12,429.45 R
600-438	RT40/RT45 REAR STEER HD D60	\$10,211.68 R
	Shipped with: 602-287 FINAL ASS'Y REAR STEER KIT D60	\$242.69 R
	600-478 RT36/RT40/RT45 FRT DIFF HD D60	\$4,962.98 R
	<b>Available with 205-1203/205-1204 29 X 12.50-15 tire &amp; wheel assembly only.</b>	\$15,417.35 R

**SUGGESTED PRICE LIST**  
**(F.O.B. PERRY, OKLAHOMA)**

**Effective August 1, 2017**

PART NO.	DESCRIPTION	MSRP (USD)
<b>BACKFILL BLADES (Select one)</b>		
335-027	BACKFILL BLADE (64") - DOZER	\$892.38 C
328-623	TILT BFB (64") - DOZER	\$1,183.52 C
	Shipped with: 602-257 64" TILT BFB SHIP KIT RT36/RT40/RT45	\$695.65 C
		\$1,879.17 C
<b>TIRES/WHEELS (Select one)</b>		
205-1192	T/W (26-12-12 8-PLY, TL) LEFT (Dana 44 only)	2 required \$366.19 C
	Shipped with: 205-1193 T/W (26-12-12 8-PLY, TL) RIGHT	2 required \$366.19 C
		\$1,464.76 C
205-1205	T/W (29 x 12.50-15 8 PLY TL 4.50 BC) LH (Dana 44 only)	2 required \$630.42 C
	Shipped with: 205-1206 T/W (29 x 12.50-15 8 PLY TL 4.50 BC) RH	2 required \$630.42 C
		\$2,521.68 C
205-1203	T/W (29 x 12.50-15 8 PLY TL 7.00 BC) LH (Dana 60 only)	2 required \$685.56 C
	Shipped with: 205-1204 T/W (29 x 12.50-15 8 PLY TL 7.00 BC) RH	2 required \$685.56 C
		\$2,742.24 C
205-1164	TIRE & WHEEL (28 X 9, SOLID, LH) (required for MT12 microtrencher)	2 required \$1,006.01 C
	Shipped with: 205-1165 TIRE & WHEEL (28 X 9, SOLID, RH)	2 required \$1,006.01 C
		\$4,024.04 C
<b>HYDRAULIC MANIFOLD KIT (Select one for T4i ONLY)</b>		
604-982	RT40/RT45 W/O AUX MANIFOLD KIT	\$29.56 R
604-981	RT40/RT45 AUX MANIFOLD KIT	\$506.34 R
	<b>NOTE: Needed for backhoe use.</b>	
<b>STARTING ACCESSORY (Optional T4i ONLY)</b>		
605-093	COLD START KIT - RT40/RT45	\$301.64 C
<b>HYDRAULIC VALVE (Optional)</b>		
602-291	RT40/RT45 ASS'Y SELECTOR VALVE KIT	\$354.50 C
	<b>NOTE: Required when mounting H313, H314 with hydraulic slide, H342, or H350 on tractors equipped with rear steer and six-way backfill blade.</b>	
<b>ORANGE INTEL™ OPTIONS (Select one)</b>		
350-5371	GPS ONLY FOR GPS-READY	\$530.00 D
	<b>Note: Equipment Registration Activates GPS and Telematics Boxes</b>	
<b>ORANGE INTEL™ SERVICE PLAN OPTIONS (Optional)</b>		
240-1118	1 Year Data Service Plan GPS ONLY	\$299.40 A
	<b>Note: Sold in One Year Increments</b>	



CONFIDENTIAL

RT45 (less regulated)

**SUGGESTED PRICE LIST  
(F.O.B. PERRY, OKLAHOMA)**

Effective August 1, 2017

PART NO.	DESCRIPTION	MSRP (USD)
<b>TRACTOR ACCESSORIES</b>		
191-429	LIGHT KIT - RT40/RT45	\$418.13 C
190-1508	RT45 BACK-UP ALARM	\$253.58 C
350-4380	A323 HYDRAULIC MOUNT KIT (required when mounting A323)	\$413.94 R
350-4603	STANDARD GRILL FRAMES AND COVER MOUNT (required when not mounting A323)	\$79.33 R
190-2351	WEIGHT KIT, H313 / A323 (required when mounting H313 and A323)	\$790.04 C
190-2520	WEIGHT KIT, H331/A323 (required when mounting H331 and A323)	\$578.19 C
375-097	WHEEL WEIGHT (12", 100#) Used on 205-1192/205-1193 (2 or 4 weights required when ordering.)	\$161.99 C
375-059	WHEEL WEIGHT (100 LB) Used on 205-1205/205-1206 or 205-1203/205-1204 (4 or 8 weights required when ordering)	\$146.91
190-2154	RT45 T4i UPTIME KIT	\$72.29 B
190-2152	RT45 T4i UPTIME KIT (1000 HOUR)	\$271.16 B

**REAR-MOUNTED ATTACHMENTS****TRENCHING ATTACHMENTS**

<b>H313 STANDARD #1</b>		
<b>H313A-1</b>	Base Unit: 12 Tooth Headshaft Sprocket 50K standard 12" pivot attachment w/single auger, and outboard bearing support – Includes:	
100-039	H313 DIGGING ATTACHMENT	
142-127	SPROCKET (2.000"A12, SPLIT) (standard speed)	
<b>Total</b>		<b>\$5,120.96 R</b>

<b>H313 STANDARD #2</b>		
<b>H313A-2</b>	Base Unit: 14 Tooth Headshaft Sprocket 50K standard 12" pivot attachment w/single auger, and outboard bearing support – Includes:	
100-039	H313 DIGGING ATTACHMENT	
142-044	SPROCKET (2.000"A14, SPLIT) (high speed)	
140-696	BACKING RING	
<b>Total</b>		<b>\$5,154.91 R</b>

<b>100-039</b>	H313 DIGGING ATTACHMENT	\$4,992.60	R
	50K standard 12" pivot attachment w/single auger, and outboard bearing support		
	Shipped with: 602-516 H313 SHIP KIT	\$521.54	C
	141-276 LEFT MOUNT BRACKET	\$148.80	C
	141-277 RIGHT MOUNT BRACKET	\$148.80	C
		\$5,811.74	

**NOTE: Front counterweight kit with 400 lbs. of weights are required OR front wheel weights and 200 lbs. TBS in each front tire OR backhoe with rear wheel weights and 200 lbs. TBS in each rear tire and 190-2351 weight kit.**



CONFIDENTIAL

RT45 (less regulated)

**SUGGESTED PRICE LIST  
(F.O.B. PERRY, OKLAHOMA)**

Effective August 1, 2017

PART NO.	DESCRIPTION	MSRP (USD)	
<b>DECAL KITS - H313 (Select one)</b>			
270-6329	H313 T4F PRODUCTION COMMON DECAL KIT	\$32.14	C
270-6330	H313 T4F PRODUCTION DECAL KIT	\$40.23	C
		\$72.37	C
<b>TRANSLATION DECAL KITS – (Select if translation needed)</b>			
270-6336	H313 T4F PRODUCTION DECAL KIT FR	\$88.06	C
270-6335	H313 T4F PRODUCTION DECAL KIT GR	\$88.06	C
270-6338	H313 T4F PRODUCTION DECAL KIT IT	\$88.06	C
270-6337	H313 T4F PRODUCTION DECAL KIT SP	\$88.06	C
		\$120.20	C
<b>HEADSHAFT SPROCKETS - H313 (Select one)</b>			
142-127	SPROCKET (2.000"A12, SPLIT) (standard speed)	\$122.99	D
142-044	SPROCKET (2.000"A14, SPLIT) (high speed)	\$134.70	D
	Shipped with: 140-696 BACKING RING	\$28.20	C
		\$162.90	
<b>RESTRAINT BARS AND CLEANER BARS - H313 (Select one)</b>			
141-274	RESTRAINT BAR (56", 2P) (for 3' and 44" booms)	\$91.15	C
140-0008	RESTRAINT BAR (60", 2P) (for 4' booms)	\$97.02	C
141-350	RESTRAINT BAR (80.5", 2P) (for 5' booms)	\$112.88	C
140-1365	3' LOWER CLEANER BAR (2.000"P) (for 3' LTR boom)	\$227.79	C
140-1369	4' LOWER CLEANER BAR (2.000"P) (for 4' LTR boom)	\$215.41	C
140-1352	3' LOWER CLEANER BAR (2.000"P) (for 3' STS boom)	\$275.98	C
140-1354	4' LOWER CLEANER BAR (2.000"P) (for 4' STS and 44" STSWB booms)	\$241.33	C
140-1356	5' LOWER CLEANER BAR (2.000"P) (for 5' STS and STSWB booms)	\$287.94	C
<b>Trench Cleaner - See Rear Attachment Options</b>			

**SUGGESTED PRICE LIST**  
**(F.O.B. PERRY, OKLAHOMA)**

Effective August 1, 2017

PART NO.	DESCRIPTION	MSRP (USD)	
<b>H314 STANDARD #1</b>			
<b>H314A-1</b>	Base Unit: 12 Tooth Headshaft Sprocket 50K dual-position 12" pivot attachment with personnel restraint bar mounting bracket less augers – Includes:		
100-040	H314 DIGGING ATTACHMENT		
142-127	SPROCKET (2.000"A12, SPLIT) (standard speed)		
		<b>Total</b>	<b>\$4,883.64 R</b>
<b>H314 STANDARD #2</b>			
<b>H314A-2</b>	Base Unit: 14 Tooth Headshaft Sprocket 50K dual-position 12" pivot attachment with personnel restraint bar mounting bracket less augers – Includes:		
100-040	H314 DIGGING ATTACHMENT		
142-044	SPROCKET (2.000"A14, SPLIT) (high speed)		
140-696	BACKING RING		
		<b>Total</b>	<b>\$4,916.93 R</b>
<b>100-040</b>	H314 DIGGING ATTACHMENT 50K dual-position 12" pivot attachment with personnel restraint bar mounting bracket less augers (Maximum chain width in offset position is 8")	\$4,758.79	R
<b>NOTE: Front counterweight kit with 800 lbs. of weights are required OR backhoe with rear wheel weights and 200 lbs. TBS in each rear tire.</b>			
Shipped with:	602-515 H314 SHIP KIT	\$1,243.78	C
	140-540 2P BOOM STUB	\$291.66	C
	141-276 LEFT MOUNT BRACKET	\$148.80	C
	141-277 RIGHT MOUNT BRACKET	\$148.80	C
		<b>\$6,591.83</b>	
<b>DECAL KITS - H314 (Select one)</b>			
270-6318	H314 T4F PRODUCTION COMMON DECAL KIT	\$67.57	C
270-6319	H314 T4F PRODUCTION DECAL KIT	\$40.26	C
		<b>\$107.83</b>	<b>C</b>
<b>TRANSLATION DECAL KITS – (Select if translation needed)</b>			
270-6325	H314 T4F PRODUCTION DECAL KIT FR	\$88.06	C
270-6324	H314 T4F PRODUCTION DECAL KIT GR	\$88.06	C
270-6327	H314 T4F PRODUCTION DECAL KIT IT	\$88.06	C
270-6326	H314 T4F PRODUCTION DECAL KIT SP	\$88.06	C
		<b>\$155.63</b>	<b>C</b>
<b>HEADSHAFT SPROCKETS - H314 (Select one)</b>			
142-127	SPROCKET (2.000"A12, SPLIT) (standard speed)	\$122.99	D
142-044	SPROCKET (2.000"A14, SPLIT) (high speed)	\$134.70	D
Shipped with:	140-696 BACKING RING	\$28.20	C
		<b>\$162.90</b>	
<b>AUGERS - H314 (Select one)</b>			
604-681	SINGLE SHORT AUGER ASSEMBLY	\$413.41	C
604-682	DOUBLE SHORT AUGER ASSEMBLY KIT	\$701.82	C
604-683	SINGLE LONG AUGER ASSEMBLY KIT	\$622.60	C





CONFIDENTIAL

RT45 (less regulated)

**SUGGESTED PRICE LIST  
(F.O.B. PERRY, OKLAHOMA)**

Effective August 1, 2017

PART NO.	DESCRIPTION	MSRP (USD)
----------	-------------	------------

**H314 HYDRAULIC SLIDE (Optional)**

100-042	H314 SLIDE KIT	\$1,333.52 C
---------	----------------	--------------

**NOTE: Hydraulic slide requires Selector Valve Kit (602-291) when mounted on RT45 with 6-way blade and rear steer differential.**

**RESTRAINT BARS AND CLEANER BARS - H314 (Select one)**

141-274	RESTRAINT BAR (56", 2P) (for 42" and 52" booms)	\$91.15 C
140-1361	3' LOWER CLEANER BAR (2.000"P) (for 42" boom)	\$178.02 C
140-1363	4' LOWER CLEANER BAR (2.000"P) (for 52" boom)	\$230.58 C

**Trench Cleaner - See Rear Attachment Options**

**PLOW ATTACHMENT****H331 STANDARD #1**

<b>H331A-1</b>	Base Unit - Includes:	
021-063	H331 (BASIC UNIT)	
		<b>Total \$9,231.00 R</b>

**NOTE: Requires Dana 60 axle option and 205-1203/205-1204 tires & wheels.**

**NOTE: Front counterweight kit with 400 lbs. of weights are required OR front wheel weights and 200 lbs. TBS in each front tire.**

**DECAL KITS - H331 (Select one)**

270-1621	H331 PRODUCTION DECAL KIT EN	\$15.78 C
----------	------------------------------	-----------

**TRANSLATION DECAL KITS – (Select if translation needed)**

270-1622	H331 PRODUCTION DECAL KIT FR	\$15.78 C
270-1623	H331 PRODUCTION DECAL KIT SP	\$15.78 C

**PLOW ACCESSORIES**

190-212	SKID SHOE CONVERSION KIT (field installation only)	\$248.60 C
186-247	PULL BLADE LINK CONVERSION KIT	\$223.96 C
190-1648	ATTACHMENT LOWERING KIT (needed when ordering Dana 60 differentials)	\$587.13 C
602-294	H331 SHIP KIT (Shipped with Basic Unit)	\$569.61 C



CONFIDENTIAL

RT45 (less regulated)

**SUGGESTED PRICE LIST  
(F.O.B. PERRY, OKLAHOMA)**

Effective August 1, 2017

PART NO.	DESCRIPTION	MSRP (USD)
----------	-------------	------------

**COMBO ATTACHMENT****H350 STANDARD #1**

<b>H350A-1</b>	Base Unit: 12 Tooth Headshaft Sprocket Combo Plow/Trenching attachment less blade, restraint bar, and auger (50K, 8" pivot) – Includes:	
021-066	H350 (BASIC UNIT)	
142-029	HEADSHAFT SPROCKET (2" P, 12T) (standard speed)	
		<b>Total \$12,851.30 R</b>

<b>021-066</b>	H350 (BASIC UNIT) less blade, headshaft sprocket, restraint bar, and auger. 50K, 8" pivot	\$12,706.10	R
	Shipped with: 602-240 H350 SHIPPING KIT	\$1,581.45	C
	140-540 2P BOOM STUB	\$291.66	C
	141-276 LEFT MOUNT BRACKET	\$148.80	C
	141-277 RIGHT MOUNT BRACKET	\$148.80	C
		<b>\$14,876.81</b>	

**NOTE: Requires Dana 60 axle option and 205-1203/205-1204 tires & wheels.****NOTE: Front counterweight kit with 1,100 lbs. of weights and front wheel weights are required.****TRANSLATION DECAL KITS - H350 (Select if translation needed)**

270-1589	H350 PRODUCTION DECAL KIT FR	\$50.39	C
270-1590	H350 PRODUCTION DECAL KIT GR	\$50.39	C
270-1591	H350 PRODUCTION DECAL KIT SP	\$50.39	C

**HEADSHAFT SPROCKETS - H350 (Select one)**

142-029	HEADSHAFT SPROCKET (2" P, 12T) (standard speed)	\$122.99	D
142-030	HEADSHAFT SPROCKET (2" P, 14T) (high speed)	\$134.70	D

**AUGERS - H350 (Select one)**

604-681	SINGLE SHORT AUGER ASSEMBLY	\$413.41	C
604-682	DOUBLE SHORT AUGER ASSEMBLY KIT	\$701.82	C
604-683	SINGLE LONG AUGER ASSEMBLY KIT	\$622.60	C

**RESTRAINT BARS AND CLEANER BARS - H350 (Select one)**

141-274	RESTRAINT BAR (56", 2P) (for 42" and 52" booms)	\$91.15	C
140-1361	3' LOWER CLEANER BAR (2.000"P) (for 42" boom)	\$178.02	C
140-1363	4' LOWER CLEANER BAR (2.000"P) (for 52" boom)	\$230.58	C

**Trench Cleaner - See Rear Attachment Options****ACCESSORIES**

190-212	SKID SHOE CONVERSION KIT (field installation only)	\$248.60	C
186-247	PULL BLADE LINK CONVERSION KIT	\$223.96	C
190-1648	ATTACHMENT LOWERING KIT (required when ordering Dana 60 differentials)	\$587.13	C



CONFIDENTIAL

RT45 (less regulated)

**SUGGESTED PRICE LIST  
(F.O.B. PERRY, OKLAHOMA)**

Effective August 1, 2017

PART NO.	DESCRIPTION	MSRP (USD)
----------	-------------	------------

**SAW ATTACHMENT****H342 STANDARD #1****H342A-1** Base Unit - less bits and segments – Includes:

020-1036 H342 (BASIC UNIT)

279-064 H342 DECAL KIT ENGLISH

**Total \$13,897.01 R**

<b>020-1036</b>	H342 (BASIC UNIT) - less bits and segments	\$13,877.17	R
	Shipped with: 602-797 H342 SHIP KIT	\$690.99	C
	350-3097 H342/RT45 PLUMBING	\$719.29	R
		\$15,287.45	

**NOTE: Front counterweight kit with 800 lbs. of weights OR backhoe and rear wheel weights are required.****DECAL KITS - H342 SAW (Select one)**

279-064	H342 DECAL KIT ENGLISH	\$21.90	C
270-1643	H341/H342 PROD. ISO DECAL KIT	\$66.50	C

**NOTE: ISO decal kit will be shipped with all translation decals and any basic unit shipped outside the United States.****SAW ACCESSORIES**

190-1515	ENGINE MOUNT KIT, HEAVY DUTY (RT45 T4i)	(Required when saw is ordered stand alone)	\$331.43	C
190-1310	2.5" SAW SEGMENT		\$2,777.02	C
190-1311	3.5" SEGMENT KIT		\$2,839.51	C
190-1312	5" SEGMENT KIT		\$3,342.76	C
136-101	INSERT BIT		\$6.87	D
136-100	CAP BIT		\$10.25	D
136-102	INSERT BIT		\$8.36	D

**MICROTRENCHER ATTACHMENT****MT12 STANDARD #1****MT12A-1** Base Unit: Standard Speed Motor - less bits and segments – Includes:

020-1064 MT12 BASIC UNIT

350-2403 SAW MOTOR, MOUNT &amp; HUB ASSY

270-4943 MT12 PROD. DECAL KIT ENGLISH

**Total \$16,929.74 R****MT12 STANDARD #2****MT12A-2** Base Unit: Std. Speed Motor Hyd. Plunge - Includes:

020-1130 MT12 BASIC UNIT

350-3596 SAW MOTOR, MOUNT &amp; HUB ASSY

350-3598 HYD. BLADE AJUST

270-4943 MT12 PROD. DECAL KIT ENGLISH

**Total \$17,850.00 R**



CONFIDENTIAL

RT45 (less regulated)

**SUGGESTED PRICE LIST  
(F.O.B. PERRY, OKLAHOMA)**

Effective August 1, 2017

PART NO.	DESCRIPTION	MSRP (USD)
020-1064	MT12 BASIC UNIT	\$10,981.33 R
020-1130	MT12 BASIC UNIT	\$10,900.00 R

**NOTE: Front counterweight kit with 500 lbs. of weights or reel carrier are required.****NOTE: MT12 requires 205-1164/205-1165 solid tires & wheels.****DECAL KITS - MT12 (Select one)**

270-4943	MT12 PROD. DECAL KIT ENGLISH	\$25.14 C
270-4944	MT12 PROD. ISO DECAL KIT	\$50.36 C

**NOTE: ISO decal kit will be shipped with all translation decals and any basic unit shipped outside the United States.**

**MT12 HYDRAULIC DRIVE MOTOR (Select one)**

350-2403	SAW MOTOR, MOUNT & HUB ASSY	\$6,181.00 C
	Shipped with: 190-1635 MT12 SHIP KIT	\$183.39 C
		\$6,364.39 C
350-2398	HI-SPEED MOTOR & SHAFT ASSY	\$9,233.55 C
	Shipped with: 190-2316 MT12 SHIP KIT (HI-SPEED MOTOR)	\$106.00 C
		\$9,339.55 C
350-3596	SAW MOTOR, MOUNT & HUB ASSY	\$6,181.00 C
	Shipped with: 190-1635 MT12 SHIP KIT	\$183.39 C
		\$6,364.39 C
350-3597	HI-SPEED MOTOR & SHAFT ASSY	\$9,233.55 C
	Shipped with: 190-2316 MT12 SHIP KIT (HI-SPEED MOTOR)	\$106.00 C
		\$9,339.55 C

**MT12 mounted on an RT45 requires the following:**

190-1606	RT45/MT12 MOUNT KIT	\$918.09 C
----------	---------------------	------------



CONFIDENTIAL

RT45 (less regulated)

**SUGGESTED PRICE LIST  
(F.O.B. PERRY, OKLAHOMA)**

Effective August 1, 2017

PART NO.	DESCRIPTION	MSRP (USD)	
<b>STANDARD SAW BLADES (Select one) For use with standard saw motor only</b>			
301-1096	SAW BLADE (.75", SHARK, 24T)	\$598.49	B
301-1590	SAW BLADE (.75", COMBO, 24T/8T)	\$655.96	B
	Shipped with: 135-1211 M10 CARBIDE FULL CAP BIT	24 required \$8.78	D
	105-1541 ROLL PIN (5MM X 16MM)	24 required \$0.14	C
		\$870.04	
301-0580	SAW BLADE (.95", CONICAL, 32T)	\$748.41	B
	Shipped with: 135-1211 M10 CARBIDE FULL CAP BIT	32 required \$8.78	D
	105-1541 ROLL PIN (5MM X 16MM)	32 required \$0.14	C
		\$1,033.85	
301-0686	SAW BLADE (1.25", CONICAL, 32T)	\$748.41	B
	Shipped with: 135-1211 M10 CARBIDE FULL CAP BIT	32 required \$8.78	D
	105-1541 ROLL PIN (5MM X 16MM)	32 required \$0.14	C
		\$1,033.85	
302-2276	SAW BLADE (1.50", CONICAL, 32T)	\$766.45	B
135-5000	SAW BLADE (.50", PDC SHARK, 34")	\$3,148.95	C
135-5001	SAW BLADE (.75", PDC SHARK, 34")	\$4,198.95	C
135-5005	SAW BLADE (1.0", PDC SHARK, 34")	\$5,773.95	C
135-5006	SAW BLADE (1.5", PDC SHARK, 34")	\$7,558.95	C
<b>HIGH SPEED SAW BLADES (Select one) For use with high speed saw motor only</b>			
135-1609	PCD DIAMOND BLADE (32" X .375")	\$5,472.78	F
135-1447	PCD DIAMOND BLADE (32" X .500")	\$5,353.93	F
135-1481	PCD DIAMOND BLADE (32" X .750")	\$11,351.61	F
135-1612	PCD DIAMOND BLADE (32" X 1.00")	\$13,615.79	F
135-1610	CONCRETE BLADE (32" X .375")	\$3,817.83	F
	Shipped with: 190-2330 MT12 WATER KIT	\$279.12	C
		\$4,096.95	
135-1611	CONCRETE BLADE (32" X .500")	\$4,237.44	F
	Shipped with: 190-2330 MT12 WATER KIT	\$279.12	C
		\$4,516.56	
135-1485	CONCRETE BLADE (32" X .750")	\$5,168.10	F
	Shipped with: 190-2330 MT12 WATER KIT	\$279.12	C
		\$5,447.22	
135-1516	CONCRETE BLADE (32" X 1.024")	\$6,640.20	F
	Shipped with: 190-2330 MT12 WATER KIT	\$279.12	C
		\$6,919.32	
<b>TRENCH CLEANERS (Select one)</b>			
301-1057	MT TRENCH CLEANER	\$258.65	C
301-0548	MT TRENCH CLEANER (WIDE)	\$266.10	C

**SUGGESTED PRICE LIST**  
**(F.O.B. PERRY, OKLAHOMA)**

**Effective August 1, 2017**

PART NO.	DESCRIPTION	MSRP (USD)
<b>ACCESSORIES</b>		
100-267	FRONT COUNTERWEIGHT KIT	\$920.40 C
375-080	COUNTERWEIGHT (100 LBS)	\$144.40 C
190-1636	WHEEL WEIGHT KIT (required for RT45 with MT12 and reel carrier) 2 required	\$596.95 \$1,193.90 C
350-2402	HOSE MOUNT SUB (for routing vacuum hose from attachment to front of tractor with RT45)	\$575.50 C
190-1619	SELECTOR VALVE CONVERSION KIT (req'd for 6-way bfb—selects between bfb & traverse)	\$378.76 C
350-2517	HOSE CART	\$208.31 C
190-1643	SMV WARNING LIGHT KIT	\$839.64 C
190-2330	MT12 WATER KIT	\$279.12 C
135-1443	CARBIDE WEAR BAR	\$6.51 C

**REAR ATTACHMENT OPTIONS**

**BOOMS**

**NOTE: Depth shown are for 26 x 12.00 - 12 tires.**  
**Tire size and inflation will affect digging depth.**

<b>(FOR H313 ONLY)</b>		<b>Chain Length in Pitches</b>	
143-181	3' LT ROLLER BOOM (2.000"P)	80	\$1,324.79 C
143-180	4' LT ROLLER BOOM (2.000"P)	84	\$1,393.90 C

<b>BOOM STUB (for LTR Booms)</b>		
140-540	2P BOOM STUB	\$291.66 C

140-124	BOOM PARTS ASS'Y (42.8 2P)	80	\$1,083.48 C
140-125	BOOM PARTS ASS'Y (58.8 2P)	96	\$1,165.48 C
140-330	BOOM PARTS ASS'Y (70.9 2P)	108	\$1,493.45 C

<b>BOOM STUB (for STS Booms)</b>		
143-184	2P, STANDARD BOOM STUB	\$263.56 C

140-616	BOOM PARTS ASS'Y (44.0 2P)	72	\$1,079.98 C
140-622	BOOM PARTS ASS'Y (60.5 2P)	88	\$1,110.42 C

<b>(FOR H314 AND H350)</b>		
143-050	"42" LT ROLLER BOOM (2.000"P)"	84 \$1,399.74 C
143-060	"52" LT ROLLER BOOM (2.000"P)"	96 \$1,466.52 C

<b>BOOM STUB (for LTR Booms)</b>		
140-540	2P BOOM STUB	\$291.66 C

**CHAIN ASSEMBLIES**

**Select Appropriate 50K Chain Assembly by Chain Length in Pitches and Cutter Width from Chain Assembly Price List.**



CONFIDENTIAL

RT45 (less regulated)

**SUGGESTED PRICE LIST  
(F.O.B. PERRY, OKLAHOMA)**

Effective August 1, 2017

PART NO.	DESCRIPTION	MSRP (USD)
<b>TRENCH CLEANER ASSEMBLIES (H313, H314, AND H350)</b>		
<b>(FOR H313 w/ LTR and STS wear bar booms, all H314 and H350)</b>		
190-2406	MECHANICAL CLEANER CONVER KIT (ROLLER)	\$504.67 C
<b>(FOR H313 w/ STS boom)</b>		
190-2604	MECHANICAL CLEANER CONVER KIT (STD)	\$550.74 C
<b>TRENCH CLEANER SHOES</b>		
141-215	CLEANER SHOE (4")	\$25.58 C
141-134	CLEANER SHOE (6")	\$36.91 C
141-135	CLEANER SHOE (8")	\$45.63 C
<b>PLOW BLADES</b>		
Select Appropriate Plow Blade from Plow Blade Price List.		
<b>FRONT MOUNTED ATTACHMENTS</b>		
Backhoe - See Backhoe price sheet		
Roto Witch® Boring - See boring attachment price sheet		
100-514	REEL CARRIER RT36/RT45	\$929.12 C
100-267	FRONT COUNTERWEIGHT KIT	\$920.40 C
375-080	COUNTERWEIGHT (100 LBS) (maximum of 11, less than 7 order 181-398 spacer)	\$144.40 C



CONFIDENTIAL

RT45 (less regulated)

**SUGGESTED PRICE LIST  
(F.O.B. PERRY, OKLAHOMA)**

Effective August 1, 2017

PART NO.	DESCRIPTION	MSRP (USD)
<b>INSTALLATION CHARGES</b>		
	Additional charge for factory installed attachments and accessories	
	Install standard backfill blade	\$80.00 A
	Install 6-way tilt backfill blade	\$80.00 A
	Install wheel weights (each)	\$40.00 A
	Install H313 digging attachment	\$160.00 A
	Install H314 digging attachment	\$160.00 A
	Install H314 hydraulic slide	\$80.00 A
	Install H331 plow attachment	\$200.00 A
	Install H350 combo attachment	\$200.00 A
	Install H342 saw on RT45	\$200.00 A
	Install H342 segment kit	\$80.00 A
	Install MT12 attachment	\$200.00 A
	Install skid shoe	\$80.00 A
	Install boom, chain and augers	\$120.00 A
	Install trench cleaner	\$80.00 A
	Install A323 backhoe	\$400.00 A
	Install A323 mount kit	\$80.00 A
	Install A323 remote hydraulics	\$480.00 A
	Install tow valve	\$80.00 A
	Install Roto Witch® boring attachment	\$120.00 A
	Install reel carrier	\$80.00 A
	Install counterweight kit	\$80.00 A
	Install cold start kit	\$80.00 A
	Install light kit	\$40.00 A
	Install back-up alarm	\$80.00 A
	Install environmentally compatible fluids	\$461.50 A

**SPECIAL PAINT**

Special color charge is per each unit - specify color code. (If first time color order, please provide 2"x3" color chip.)

From the time of confirmation, any special paint order is non-cancelable and non-returnable.

Please allow 30 days from time of order to delivery.

Orders with less than 30 days from order to delivery are subject to applicable surcharge(s).

Prices do not include the application of special or branded paints; i.e.) DuPont, Sherwin-Williams, PPG, metallic or base coat / clear coat.

Charges do not include price of paint.

Call for Pricing A





CONFIDENTIAL

RT45 (highly regulated)

Changes since the July 1, 2017 price list:

Effective August 1, 2017



CONFIDENTIAL

RT45 (highly regulated)

**SUGGESTED PRICE LIST  
(F.O.B. PERRY, OKLAHOMA)**

Effective August 1, 2017

PART NO.	DESCRIPTION	MSRP (USD)
----------	-------------	------------

**STANDARD UNIT**

The **Ditch Witch® Model RT45** power unit is capable of being used with a variety of front and rear mounted attachments. The basic power unit is priced less all options and attachments. Select these items from the appropriate lists. The basic power unit includes the following:

- Deutz D2.9 L4, water-cooled diesel engine (48.8 hp gross @ 2,600 rpm) EPA Tier 4 and EU Stage IIIA compliant
- Foot control ground drive and hand throttle
- Enclosed and lubricated ground drive reduction gearbox
- Automotive type steering with single steering cylinder on oscillating front axle
- Hydrostatic service brake
- Mechanical disc and caliper parking brake
- Infinitely variable hydrostatic attachment drive
- Deluxe adjustable operator's seat
- Seat belt
- 12 volt electric start
- Horn
- Start and run interlock systems
- T4 final includes:
  - Monochrome LCD display
  - Cold start kit
  - Hydraulic manifold

If you select a standard machine configuration, you must also order the "shipped with" items listed below.

**RT45 STANDARD #3 (T4 final)**

<b>RT45A-5</b>	Base Unit: HRC, Rigid Rear/Manifold - Includes:
010-1045	RT45 T4 COMPACT TRENCHER
600-436	RT40/RT45 REAR RIGID LS D44
600-484	RT36/RT40/RT45 FRONT DIFF LS D44
350-4028	RT45 T4 ENGINE & DANA 44 HYD PUMP
350-4167	2-POST ROPS SUB-ASSY
350-4603	STANDARD GRILL FRAMES AND COVER MOUNT
270-5782	RT45 PRODUCTION DECAL KIT

**Total \$38,057.99 R****RT45 STANDARD #4 (T4 final)**

<b>RT45A-7</b>	Base Unit: HRC, Rigid Rear,w/o-Manifold - Includes:
010-1045	RT45 T4 COMPACT TRENCHER
350-4680	AUXILIARY BYPASS
600-436	RT40/RT45 REAR RIGID LS D44
600-484	RT36/RT40/RT45 FRONT DIFF LS D44
350-4028	RT45 T4 ENGINE & DANA 44 HYD PUMP
350-4167	2-POST ROPS SUB-ASSY
350-4603	STANDARD GRILL FRAMES AND COVER MOUNT
270-5782	RT45 PRODUCTION DECAL KIT

**Total \$37,859.84 R**

Supersedes All Previous Price Lists---Prices Subject to Change Without Notice

The Charles Machine Works, Inc.; PO Box 66; Perry, OK 73077

(RT45 (highly regulated) - 69)



CONFIDENTIAL

RT45 (highly regulated)

**SUGGESTED PRICE LIST  
(F.O.B. PERRY, OKLAHOMA)**

Effective August 1, 2017

PART NO.	DESCRIPTION	MSRP (USD)	
<b>DECAL KITS – RT45 (Select one)</b>			
<b>T4 final</b>			
270-5782	RT45 PRODUCTION DECAL KIT	\$28.93	C
<b>TRANSLATION DECAL KITS – (Select if translation needed)</b>			
270-5788	RT45 FRENCH PRODUCTION DECAL KIT	\$81.90	C
270-5787	RT45 GERMAN PRODUCTION DECAL KIT	\$81.90	C
270-5791	RT45 ITALIAN PRODUCTION DECAL KIT	\$81.90	C
270-5793	RT45 SPANISH PRODUCTION DECAL KIT	\$81.90	C
270-5785	RT45 ISO DECAL KIT	\$36.45	C
		\$118.35	C
<b>NOTE: ISO decal kit will be shipped with all translation decals and any basic unit shipped outside the United States.</b>			
<b>BASIC POWER UNIT</b>			
<b>010-1045</b>	RT45 T4 COMPACT TRENCHER	\$18,344.94	R
<b>NOTE: H331, H350, and HD-424BL require Dana 60 axle option and 205-1203/205-1204 tires &amp; wheels.</b>			
<b>EUROPEAN COMPLIANCE KIT</b>			
191-408	RT40/RT45 EC KIT	\$186.11	C
<b>ROPS KIT (Select one for T4 final ONLY)</b>			
350-4167	2-POST ROPS SUB-ASSY	\$393.82	R
<b>ENGINE &amp; PUMP ASSEMBLIES</b>			
<b>T4 final</b>			
350-4028	RT45 T4 ENGINE & DANA 44 HYD PUMP	\$12,490.74	B
350-4029	RT45 T4 ENGINE & DANA 60 HYD PUMP	\$12,178.56	B
<b>DIFFERENTIALS (Select one)</b>			
600-436	RT40/RT45 REAR RIGID LS D44	\$3,863.16	R
	Shipped with: 600-484 RT36/RT40/RT45 FRONT DIFF LS D44	\$3,249.82	R
		\$7,112.98	R
600-437	RT40/RT45 REAR STEER LS D44	\$4,726.91	R
	Shipped with: 602-286 FINAL ASS'Y REAR STEER KIT D44	\$498.62	R
	600-484 RT36/RT40/RT45 FRONT DIFF LS D44	\$3,249.82	R
	<b>Available with 205-1192/205-1193 26 x 12.00 - 12 tire &amp; wheel assembly only.</b>	\$8,475.35	R
600-446	RT40/RT45 RIGID REAR D60	\$7,466.47	R
	Shipped with: 600-478 RT36/RT40/RT45 FRT DIFF HD D60	\$4,962.98	R
	<b>Available with 205-1203/205-1204 29 X 12.50-15 tire &amp; wheel assembly only.</b>	\$12,429.45	R
600-438	RT40/RT45 REAR STEER HD D60	\$10,211.68	R
	Shipped with: 602-287 FINAL ASS'Y REAR STEER KIT D60	\$242.69	R
	600-478 RT36/RT40/RT45 FRT DIFF HD D60	\$4,962.98	R
	<b>Available with 205-1203/205-1204 29 X 12.50-15 tire &amp; wheel assembly only.</b>	\$15,417.35	R

Supersedes All Previous Price Lists---Prices Subject to Change Without Notice

The Charles Machine Works, Inc.; PO Box 66; Perry, OK 73077

(RT45 (highly regulated) - 70)



CONFIDENTIAL

RT45 (highly regulated)

**SUGGESTED PRICE LIST  
(F.O.B. PERRY, OKLAHOMA)**

Effective August 1, 2017

PART NO.	DESCRIPTION	MSRP (USD)
BACKFILL BLADES (Select one)		
335-027	BACKFILL BLADE (64") - DOZER	\$892.38 C
328-623	TILT BFB (64") - DOZER	\$1,183.52 C
	Shipped with: 602-257 64" TILT BFB SHIP KIT RT36/RT40/RT45	\$695.65 C
		\$1,879.17 C
TIRES/WHEELS (Select one)		
205-1192	T/W (26-12-12 8-PLY, TL) LEFT (Dana 44 only)	2 required \$366.19 C
	Shipped with: 205-1193 T/W (26-12-12 8-PLY, TL) RIGHT	2 required \$366.19 C
		\$1,464.76 C
205-1205	T/W (29 x 12.50-15 8 PLY TL 4.50 BC) LH (Dana 44 only)	2 required \$630.42 C
	Shipped with: 205-1206 T/W (29 x 12.50-15 8 PLY TL 4.50 BC) RH	2 required \$630.42 C
		\$2,521.68 C
205-1203	T/W (29 x 12.50-15 8 PLY TL 7.00 BC) LH (Dana 60 only)	2 required \$685.56 C
	Shipped with: 205-1204 T/W (29 x 12.50-15 8 PLY TL 7.00 BC) RH	2 required \$685.56 C
		\$2,742.24 C
205-1164	TIRE & WHEEL (28 X 9, SOLID, LH) (required for MT12 microtrencher)	2 required \$1,006.01 C
	Shipped with: 205-1165 TIRE & WHEEL (28 X 9, SOLID, RH)	2 required \$1,006.01 C
		\$4,024.04 C
HYDRAULIC MANIFOLD KIT		
350-4679	AUXILIARY HYDRAULICS	\$262.65 R
350-4680	AUXILIARY BYPASS	\$64.50 R
HYDRAULIC VALVE (Optional)		
602-291	RT40/RT45 ASS'Y SELECTOR VALVE KIT	\$354.50 C
	NOTE: Required when mounting H313, H314 with hydraulic slide, H342, or H350 on tractors equipped with rear steer and six-way backfill blade.	
ORANGE INTEL™ OPTIONS (Select one)		
350-5371	GPS ONLY FOR GPS-READY	\$530.00 D
350-5372	TELEMATICS	\$1,199.05 D
	Note: Equipment Registration Activates GPS and Telematics Boxes	
ORANGE INTEL™ SERVICE PLAN OPTIONS (Optional)		
240-1118	1 Year Data Service Plan GPS ONLY	\$299.40 A
240-1117	1 Year Data Service Plan Telematics	\$359.40 A
	Note: Sold in One Year Increments	



CONFIDENTIAL

RT45 (highly regulated)

**SUGGESTED PRICE LIST  
(F.O.B. PERRY, OKLAHOMA)**

Effective August 1, 2017

PART NO.	DESCRIPTION	MSRP (USD)
<b>TRACTOR ACCESSORIES</b>		
191-429	LIGHT KIT - RT40/RT45	\$418.13 C
190-1508	RT45 BACK-UP ALARM	\$253.58 C
350-4380	A323 HYDRAULIC MOUNT KIT (required when mounting A323)	\$413.94 R
350-4603	STANDARD GRILL FRAMES AND COVER MOUNT (required when not mounting A323)	\$79.33 R
190-2351	WEIGHT KIT, H313 / A323 (required when mounting H313 and A323)	\$790.04 C
190-2520	WEIGHT KIT, H331/A323 (required when mounting H331 and A323)	\$578.19 C
375-097	WHEEL WEIGHT (12", 100#) Used on 205-1192/205-1193 (2 or 4 weights required when ordering.)	\$161.99 C
375-059	WHEEL WEIGHT (100 LB) Used on 205-1205/205-1206 or 205-1203/205-1204 (4 or 8 weights required when ordering)	\$146.91
190-2153	RT45 T4F UPTIME KIT	\$210.00 B
190-2151	RT45 T4F UPTIME KIT (1000 HOUR)	\$610.00 B

**REAR-MOUNTED ATTACHMENTS****TRENCHING ATTACHMENTS**

<b>H313 STANDARD #1</b>		
<b>H313A-1</b>	Base Unit: 12 Tooth Headshaft Sprocket 50K standard 12" pivot attachment w/single auger, and outboard bearing support – Includes:	
142-127	SPROCKET (2.000"A12, SPLIT) (standard speed)	
<b>Total</b>		<b>\$5,120.96 R</b>

<b>H313 STANDARD #2</b>		
<b>H313A-2</b>	Base Unit: 14 Tooth Headshaft Sprocket 50K standard 12" pivot attachment w/single auger, and outboard bearing support – Includes:	
142-044	SPROCKET (2.000"A14, SPLIT) (high speed)	
140-696	BACKING RING	
<b>Total</b>		<b>\$5,154.91 R</b>

<b><u>100-039</u></b>	H313 DIGGING ATTACHMENT	\$4,992.60	R
	50K standard 12" pivot attachment w/single auger, and outboard bearing support		
	Shipped with: 602-516 H313 SHIP KIT	\$521.54	C
	141-276 LEFT MOUNT BRACKET	\$148.80	C
	141-277 RIGHT MOUNT BRACKET	\$148.80	C
		\$5,811.74	

**NOTE: Front counterweight kit with 400 lbs. of weights are required OR front wheel weights and 200 lbs. TBS in each front tire OR backhoe with rear wheel weights and 200 lbs. TBS in each rear tire and 190-2351 weight kit.**



CONFIDENTIAL

RT45 (highly regulated)

**SUGGESTED PRICE LIST  
(F.O.B. PERRY, OKLAHOMA)**

Effective August 1, 2017

PART NO.	DESCRIPTION	MSRP (USD)	
<b>DECAL KITS - H313 (Select one)</b>			
270-6329	H313 T4F PRODUCTION COMMON DECAL KIT	\$32.14	C
270-6330	H313 T4F PRODUCTION DECAL KIT	\$40.23	C
		\$72.37	C
<b>TRANSLATION DECAL KITS – (Select if translation needed)</b>			
270-6336	H313 T4F PRODUCTION DECAL KIT FR	\$88.06	C
270-6335	H313 T4F PRODUCTION DECAL KIT GR	\$88.06	C
270-6338	H313 T4F PRODUCTION DECAL KIT IT	\$88.06	C
270-6337	H313 T4F PRODUCTION DECAL KIT SP	\$88.06	C
		\$120.20	C
<b>HEADSHAFT SPROCKETS - H313 (Select one)</b>			
142-127	SPROCKET (2.000"A12, SPLIT) (standard speed)	\$122.99	D
142-044	SPROCKET (2.000"A14, SPLIT) (high speed)	\$134.70	D
	Shipped with: 140-696 BACKING RING	\$28.20	C
		\$162.90	
<b>RESTRAINT BARS AND CLEANER BARS - H313 (Select one)</b>			
141-274	RESTRAINT BAR (56", 2P) (for 3' and 44" booms)	\$91.15	C
140-0008	RESTRAINT BAR (60", 2P) (for 4' booms)	\$97.02	C
141-350	RESTRAINT BAR (80.5", 2P) (for 5' booms)	\$112.88	C
140-1365	3' LOWER CLEANER BAR (2.000"P) (for 3' LTR boom)	\$227.79	C
140-1369	4' LOWER CLEANER BAR (2.000"P) (for 4' LTR boom)	\$215.41	C
140-1352	3' LOWER CLEANER BAR (2.000"P) (for 3' STS boom)	\$275.98	C
140-1354	4' LOWER CLEANER BAR (2.000"P) (for 4' STS and 44" STSWB booms)	\$241.33	C
140-1356	5' LOWER CLEANER BAR (2.000"P) (for 5' STS and STSWB booms)	\$287.94	C
<b>Trench Cleaner - See Rear Attachment Options</b>			



CONFIDENTIAL

RT45 (highly regulated)

**SUGGESTED PRICE LIST  
(F.O.B. PERRY, OKLAHOMA)**

Effective August 1, 2017

PART NO.	DESCRIPTION	MSRP (USD)
<b>H314 STANDARD #1</b>		
<b>H314A-1</b>	Base Unit: 12 Tooth Headshaft Sprocket 50K dual-position 12" pivot attachment with personnel restraint bar mounting bracket less augers – Includes:	
100-040	H314 DIGGING ATTACHMENT	
142-127	SPROCKET (2.000"A12, SPLIT) (standard speed)	
<b>Total</b>		<b>\$4,883.64 R</b>
<b>H314 STANDARD #2</b>		
<b>H314A-2</b>	Base Unit: 14 Tooth Headshaft Sprocket 50K dual-position 12" pivot attachment with personnel restraint bar mounting bracket less augers – Includes:	
100-040	H314 DIGGING ATTACHMENT	
142-044	SPROCKET (2.000"A14, SPLIT) (high speed)	
140-696	BACKING RING	
<b>Total</b>		<b>\$4,916.93 R</b>
<b>100-040</b>	H314 DIGGING ATTACHMENT 50K dual-position 12" pivot attachment with personnel restraint bar mounting bracket less augers (Maximum chain width in offset position is 8") <b>NOTE: Front counterweight kit with 800 lbs. of weights are required OR backhoe with rear wheel weights and 200 lbs. TBS in each rear tire.</b>	\$4,758.79 R
Shipped with:	602-515 H314 SHIP KIT	\$1,243.78 C
	140-540 2P BOOM STUB	\$291.66 C
	141-276 LEFT MOUNT BRACKET	\$148.80 C
	141-277 RIGHT MOUNT BRACKET	\$148.80 C
		<b>\$6,591.83</b>
<b>DECAL KITS - H314 (Select one)</b>		
270-6318	H314 T4F PRODUCTION COMMON DECAL KIT	\$67.57 C
270-6319	H314 T4F PRODUCTION DECAL KIT	\$40.26 C
		<b>\$107.83 C</b>
<b>TRANSLATION DECAL KITS – (Select if translation needed)</b>		
270-6325	H314 T4F PRODUCTION DECAL KIT FR	\$88.06 C
270-6324	H314 T4F PRODUCTION DECAL KIT GR	\$88.06 C
270-6327	H314 T4F PRODUCTION DECAL KIT IT	\$88.06 C
270-6326	H314 T4F PRODUCTION DECAL KIT SP	\$88.06 C
		<b>\$155.63 C</b>
<b>HEADSHAFT SPROCKETS - H314 (Select one)</b>		
142-127	SPROCKET (2.000"A12, SPLIT) (standard speed)	\$122.99 D
142-044	SPROCKET (2.000"A14, SPLIT) (high speed)	\$134.70 D
Shipped with:	140-696 BACKING RING	\$28.20 C
		<b>\$162.90</b>
<b>AUGERS - H314 (Select one)</b>		
604-681	SINGLE SHORT AUGER ASSEMBLY	\$413.41 C
604-682	DOUBLE SHORT AUGER ASSEMBLY KIT	\$701.82 C
604-683	SINGLE LONG AUGER ASSEMBLY KIT	\$622.60 C

Supersedes All Previous Price Lists---Prices Subject to Change Without Notice

The Charles Machine Works, Inc.; PO Box 66; Perry, OK 73077

(RT45 (highly regulated) - 74)



CONFIDENTIAL

RT45 (highly regulated)

**SUGGESTED PRICE LIST  
(F.O.B. PERRY, OKLAHOMA)**

Effective August 1, 2017

PART NO.	DESCRIPTION	MSRP (USD)
----------	-------------	------------

**H314 HYDRAULIC SLIDE (Optional)**

100-042	H314 SLIDE KIT	\$1,333.52 C
---------	----------------	--------------

**NOTE: Hydraulic slide requires Selector Valve Kit (602-291) when mounted on RT45 with 6-way blade and rear steer differential.**

**RESTRAINT BARS AND CLEANER BARS - H314 (Select one)**

141-274	RESTRAINT BAR (56", 2P) (for 42" and 52" booms)	\$91.15 C
140-1361	3' LOWER CLEANER BAR (2.000"P) (for 42" boom)	\$178.02 C
140-1363	4' LOWER CLEANER BAR (2.000"P) (for 52" boom)	\$230.58 C

**Trench Cleaner - See Rear Attachment Options**

**PLOW ATTACHMENT****H331 STANDARD #1**

<b>H331A-1</b>	Base Unit - Includes:	
021-063	H331 (BASIC UNIT)	
		<b>Total \$9,231.00 R</b>

**NOTE: Requires Dana 60 axle option and 205-1203/205-1204 tires & wheels.**

**NOTE: Front counterweight kit with 400 lbs. of weights are required OR front wheel weights and 200 lbs.**

**TBS in each front tire.**

**DECAL KITS - H331 (Select one)**

270-1621	H331 PRODUCTION DECAL KIT EN	\$15.78 C
----------	------------------------------	-----------

**TRANSLATION DECAL KITS – (Select if translation needed)**

270-1622	H331 PRODUCTION DECAL KIT FR	\$15.78 C
270-1623	H331 PRODUCTION DECAL KIT SP	\$15.78 C

**PLOW ACCESSORIES**

190-212	SKID SHOE CONVERSION KIT (field installation only)	\$248.60 C
186-247	PULL BLADE LINK CONVERSION KIT	\$223.96 C
190-1648	ATTACHMENT LOWERING KIT (needed when ordering Dana 60 differentials)	\$587.13 C
602-294	H331 SHIP KIT (Shipped with Basic Unit)	\$569.61 C





CONFIDENTIAL

RT45 (highly regulated)

**SUGGESTED PRICE LIST  
(F.O.B. PERRY, OKLAHOMA)**

Effective August 1, 2017

PART NO.	DESCRIPTION	MSRP (USD)
----------	-------------	------------

**COMBO ATTACHMENT**

<b>H350 STANDARD #1</b>		
<b>H350A-1</b>	Base Unit: 12 Tooth Headshaft Sprocket Combo Plow/Trenching attachment less blade, restraint bar, and auger (50K, 8" pivot) – Includes:	
021-066	H350 (BASIC UNIT)	
142-029	HEADSHAFT SPROCKET (2" P, 12T) (standard speed)	
		<b>Total \$12,851.30 R</b>

<b>021-066</b>	H350 (BASIC UNIT) less blade, headshaft sprocket, restraint bar, and auger. 50K, 8" pivot	\$12,706.10	R
	Shipped with: 602-240 H350 SHIPPING KIT	\$1,581.45	C
	140-540 2P BOOM STUB	\$291.66	C
	141-276 LEFT MOUNT BRACKET	\$148.80	C
	141-277 RIGHT MOUNT BRACKET	\$148.80	C
		<b>\$14,876.81</b>	

**NOTE: Requires Dana 60 axle option and 205-1203/205-1204 tires & wheels.****NOTE: Front counterweight kit with 1,100 lbs. of weights and front wheel weights are required.**

<b>TRANSLATION DECAL KITS - H350 (Select if translation needed)</b>		
270-1589	H350 PRODUCTION DECAL KIT FR	\$50.39 C
270-1590	H350 PRODUCTION DECAL KIT GR	\$50.39 C
270-1591	H350 PRODUCTION DECAL KIT SP	\$50.39 C

<b>HEADSHAFT SPROCKETS - H350 (Select one)</b>		
142-029	HEADSHAFT SPROCKET (2" P, 12T) (standard speed)	\$122.99 D
142-030	HEADSHAFT SPROCKET (2" P, 14T) (high speed)	\$134.70 D

<b>AUGERS - H350 (Select one)</b>		
604-681	SINGLE SHORT AUGER ASSEMBLY	\$413.41 C
604-682	DOUBLE SHORT AUGER ASSEMBLY KIT	\$701.82 C
604-683	SINGLE LONG AUGER ASSEMBLY KIT	\$622.60 C

<b>RESTRAINT BARS AND CLEANER BARS - H350 (Select one)</b>		
141-274	RESTRAINT BAR (56", 2P) (for 42" and 52" booms)	\$91.15 C
140-1361	3' LOWER CLEANER BAR (2.000"P) (for 42" boom)	\$178.02 C
140-1363	4' LOWER CLEANER BAR (2.000"P) (for 52" boom)	\$230.58 C

**Trench Cleaner - See Rear Attachment Options**

<b>ACCESSORIES</b>		
190-212	SKID SHOE CONVERSION KIT (field installation only)	\$248.60 C
186-247	PULL BLADE LINK CONVERSION KIT	\$223.96 C
190-1648	ATTACHMENT LOWERING KIT (required when ordering Dana 60 differentials)	\$587.13 C



CONFIDENTIAL

RT45 (highly regulated)

**SUGGESTED PRICE LIST  
(F.O.B. PERRY, OKLAHOMA)**

Effective August 1, 2017

PART NO.	DESCRIPTION	MSRP (USD)
----------	-------------	------------

**SAW ATTACHMENT****H342 STANDARD #1****H342A-1** Base Unit - less bits and segments – Includes:

020-1036 H342 (BASIC UNIT)

279-064 H342 DECAL KIT ENGLISH

**Total \$13,897.01 R**

<b>020-1036</b>	H342 (BASIC UNIT) - less bits and segments	\$13,877.17	R
	Shipped with: 602-797 H342 SHIP KIT	\$690.99	C
	350-3097 H342/RT45 PLUMBING	\$719.29	R
	190-2700 RT45T4 SOLID MOUNT KIT (RT45 T4)	\$169.95	C
		<b>\$15,457.40</b>	

**NOTE: Front counterweight kit with 800 lbs. of weights OR backhoe and rear wheel weights are required.****DECAL KITS - H342 SAW (Select one)**

279-064	H342 DECAL KIT ENGLISH	\$21.90	C
270-1643	H341/H342 PROD. ISO DECAL KIT	\$66.50	C

**NOTE: ISO decal kit will be shipped with all translation decals and any basic unit shipped outside the United States.****SAW ACCESSORIES**

190-1310	2.5" SAW SEGMENT	\$2,777.02	C
190-1311	3.5" SEGMENT KIT	\$2,839.51	C
190-1312	5" SEGMENT KIT	\$3,342.76	C
136-101	INSERT BIT	\$6.87	D
136-100	CAP BIT	\$10.25	D
136-102	INSERT BIT	\$8.36	D

**MICROTRENCHER ATTACHMENT****MT12 STANDARD #1****MT12A-1** Base Unit: Standard Speed Motor - less bits and segments – Includes:

020-1064 MT12 BASIC UNIT

350-2403 SAW MOTOR, MOUNT &amp; HUB ASSY

270-4943 MT12 PROD. DECAL KIT ENGLISH

**Total \$16,929.74 R****MT12 STANDARD #2****MT12A-2** Base Unit: Std. Speed Motor Hyd. Plunge - Includes:

020-1130 MT12 BASIC UNIT

350-3596 SAW MOTOR, MOUNT &amp; HUB ASSY

350-3598 HYD. BLADE ADJUST

270-4943 MT12 PROD. DECAL KIT ENGLISH

**Total \$17,850.00 R**



CONFIDENTIAL

RT45 (highly regulated)

**SUGGESTED PRICE LIST  
(F.O.B. PERRY, OKLAHOMA)**

Effective August 1, 2017

PART NO.	DESCRIPTION	MSRP (USD)
020-1064	MT12 BASIC UNIT	\$10,981.33 R
020-1130	MT12 BASIC UNIT	\$10,900.00 R

**NOTE: Front counterweight kit with 500 lbs. of weights or reel carrier are required.****NOTE: MT12 requires 205-1164/205-1165 solid tires & wheels.****DECAL KITS - MT12 (Select one)**

270-4943	MT12 PROD. DECAL KIT ENGLISH	\$25.14 C
270-4944	MT12 PROD. ISO DECAL KIT	\$50.36 C

**NOTE: ISO decal kit will be shipped with all translation decals and any basic unit shipped outside the United States.**

**MT12 HYDRAULIC DRIVE MOTOR (Select one)**

350-2403	SAW MOTOR, MOUNT & HUB ASSY	\$6,181.00 C
	Shipped with: 190-1635 MT12 SHIP KIT	\$183.39 C
		\$6,364.39 C
350-2398	HI-SPEED MOTOR & SHAFT ASSY	\$9,233.55 C
	Shipped with: 190-2316 MT12 SHIP KIT (HI-SPEED MOTOR)	\$106.00 C
		\$9,339.55 C
350-3596	SAW MOTOR, MOUNT & HUB ASSY	\$6,181.00 C
	Shipped with: 190-1635 MT12 SHIP KIT	\$183.39 C
		\$6,364.39 C
350-3597	HI-SPEED MOTOR & SHAFT ASSY	\$9,233.55 C
	Shipped with: 190-2316 MT12 SHIP KIT (HI-SPEED MOTOR)	\$106.00 C
		\$9,339.55 C

**MT12 mounted on an RT45 requires the following:**

190-1606	RT45/MT12 MOUNT KIT	\$918.09 C
----------	---------------------	------------



CONFIDENTIAL

RT45 (highly regulated)

**SUGGESTED PRICE LIST  
(F.O.B. PERRY, OKLAHOMA)**

Effective August 1, 2017

PART NO.	DESCRIPTION	MSRP (USD)	
<b>STANDARD SAW BLADES (Select one) For use with standard saw motor only</b>			
301-1096	SAW BLADE (.75", SHARK, 24T)	\$598.49	B
301-1590	SAW BLADE (.75", COMBO, 24T/8T)	\$655.96	B
	Shipped with: 135-1211 M10 CARBIDE FULL CAP BIT	24 required \$8.78	D
	105-1541 ROLL PIN (5MM X 16MM)	24 required \$0.14	C
		\$870.04	
301-0580	SAW BLADE (.95", CONICAL, 32T)	\$748.41	B
	Shipped with: 135-1211 M10 CARBIDE FULL CAP BIT	32 required \$8.78	D
	105-1541 ROLL PIN (5MM X 16MM)	32 required \$0.14	C
		\$1,033.85	
301-0686	SAW BLADE (1.25", CONICAL, 32T)	\$748.41	B
	Shipped with: 135-1211 M10 CARBIDE FULL CAP BIT	32 required \$8.78	D
	105-1541 ROLL PIN (5MM X 16MM)	32 required \$0.14	C
		\$1,033.85	
302-2276	SAW BLADE (1.50", CONICAL, 32T)	\$766.45	B
135-5000	SAW BLADE (.50", PDC SHARK, 34")	\$3,148.95	C
135-5001	SAW BLADE (.75", PDC SHARK, 34")	\$4,198.95	C
135-5005	SAW BLADE (1.0", PDC SHARK, 34")	\$5,773.95	C
135-5006	SAW BLADE (1.5", PDC SHARK, 34")	\$7,558.95	C
<b>HIGH SPEED SAW BLADES (Select one) For use with high speed saw motor only</b>			
135-1609	PCD DIAMOND BLADE (32" X .375")	\$5,472.78	F
135-1447	PCD DIAMOND BLADE (32" X .500")	\$5,353.93	F
135-1481	PCD DIAMOND BLADE (32" X .750")	\$11,351.61	F
135-1612	PCD DIAMOND BLADE (32" X 1.00")	\$13,615.79	F
135-1610	CONCRETE BLADE (32" X .375")	\$3,817.83	F
	Shipped with: 190-2330 MT12 WATER KIT	\$279.12	C
		\$4,096.95	
135-1611	CONCRETE BLADE (32" X .500")	\$4,237.44	F
	Shipped with: 190-2330 MT12 WATER KIT	\$279.12	C
		\$4,516.56	
135-1485	CONCRETE BLADE (32" X .750")	\$5,168.10	F
	Shipped with: 190-2330 MT12 WATER KIT	\$279.12	C
		\$5,447.22	
135-1516	CONCRETE BLADE (32" X 1.024")	\$6,640.20	F
	Shipped with: 190-2330 MT12 WATER KIT	\$279.12	C
		\$6,919.32	
<b>TRENCH CLEANERS (Select one)</b>			
301-1057	MT TRENCH CLEANER	\$258.65	C
301-0548	MT TRENCH CLEANER (WIDE)	\$266.10	C

Supersedes All Previous Price Lists---Prices Subject to Change Without Notice

The Charles Machine Works, Inc.; PO Box 66; Perry, OK 73077

(RT45 (highly regulated) - 79)



CONFIDENTIAL

RT45 (highly regulated)

**SUGGESTED PRICE LIST  
(F.O.B. PERRY, OKLAHOMA)**

Effective August 1, 2017

PART NO.	DESCRIPTION	MSRP (USD)
<b>ACCESSORIES</b>		
100-267	FRONT COUNTERWEIGHT KIT (req'd for RT45/MT12 and no reel carrier)	\$920.40 C
375-080	COUNTERWEIGHT (100 LBS) (req'd for RT45/MT12 and no reel carrier) 5 required	\$144.40 \$722.00 C
190-1636	WHEEL WEIGHT KIT (required for RT45 with MT12 and reel carrier) 2 required	\$596.95 \$1,193.90 C
350-2402	HOSE MOUNT SUB (for routing vacuum hose from attachment to front of tractor with RT45)	\$575.50 C
190-1619	SELECTOR VALVE CONVERSION KIT (req'd for 6-way bfb—selects between bfb & traverse)	\$378.76 C
350-2517	HOSE CART	\$208.31 C
190-1643	SMV WARNING LIGHT KIT	\$839.64 C
190-2330	MT12 WATER KIT	\$279.12 C
135-1443	CARBIDE WEAR BAR	\$6.51 C

**REAR ATTACHMENT OPTIONS****BOOMS**

**NOTE:** Depth shown are for 26 x 12.00 - 12 tires.  
Tire size and inflation will affect digging depth.

<b>(FOR H313 ONLY)</b>		Chain Length in Pitches	
143-181	3' LT ROLLER BOOM (2.000"P)	80	\$1,324.79 C
143-180	4' LT ROLLER BOOM (2.000"P)	84	\$1,393.90 C

<b>BOOM STUB (for LTR Booms)</b>		
140-540	2P BOOM STUB	\$291.66 C

140-124	BOOM PARTS ASS'Y (42.8 2P)	80	\$1,083.48 C
140-125	BOOM PARTS ASS'Y (58.8 2P)	96	\$1,165.48 C
140-330	BOOM PARTS ASS'Y (70.9 2P)	108	\$1,493.45 C

<b>BOOM STUB (for STS Booms)</b>		
143-184	2P, STANDARD BOOM STUB	\$263.56 C

140-616	BOOM PARTS ASS'Y (44.0 2P)	72	\$1,079.98 C
140-622	BOOM PARTS ASS'Y (60.5 2P)	88	\$1,110.42 C

<b>(FOR H314 AND H350)</b>			
143-050	"42" LT ROLLER BOOM (2.000"P)"	84	\$1,399.74 C
143-060	"52" LT ROLLER BOOM (2.000"P)"	96	\$1,466.52 C

<b>BOOM STUB (for LTR Booms)</b>		
140-540	2P BOOM STUB	\$291.66 C

**CHAIN ASSEMBLIES**

Select Appropriate 50K Chain Assembly by Chain Length in Pitches and Cutter Width from Chain Assembly Price List.



CONFIDENTIAL

RT45 (highly regulated)

**SUGGESTED PRICE LIST  
(F.O.B. PERRY, OKLAHOMA)**

Effective August 1, 2017

PART NO.	DESCRIPTION	MSRP (USD)
<b>TRENCH CLEANER ASSEMBLIES (H313, H314, AND H350)</b>		
<b>(FOR H313 w/ LTR and STS wear bar booms, all H314 and H350)</b>		
190-2406	MECHANICAL CLEANER CONVER KIT (ROLLER)	\$504.67 C
<b>(FOR H313 w/ STS boom)</b>		
190-2604	MECHANICAL CLEANER CONVER KIT (STD)	\$550.74 C
<b>TRENCH CLEANER SHOES</b>		
141-215	CLEANER SHOE (4")	\$25.58 C
141-134	CLEANER SHOE (6")	\$36.91 C
141-135	CLEANER SHOE (8")	\$45.63 C
<b>PLOW BLADES</b>		
Select Appropriate Plow Blade from Plow Blade Price List.		
<b>FRONT MOUNTED ATTACHMENTS</b>		
Backhoe - See Backhoe price sheet		
Roto Witch® Boring - See boring attachment price sheet		
100-514	REEL CARRIER RT36/RT45	\$929.12 C
100-267	FRONT COUNTERWEIGHT KIT	\$920.40 C
375-080	COUNTERWEIGHT (100 LBS) (maximum of 11, less than 7 order 181-398 spacer)	\$144.40 C



CONFIDENTIAL

RT45 (highly regulated)

**SUGGESTED PRICE LIST  
(F.O.B. PERRY, OKLAHOMA)**

Effective August 1, 2017

PART NO.	DESCRIPTION	MSRP (USD)
<b>INSTALLATION CHARGES</b>		
	Additional charge for factory installed attachments and accessories	
	Install standard backfill blade	\$80.00 A
	Install 6-way tilt backfill blade	\$80.00 A
	Install wheel weights (each)	\$40.00 A
	Install H313 digging attachment	\$160.00 A
	Install H314 digging attachment	\$160.00 A
	Install H314 hydraulic slide	\$80.00 A
	Install H331 plow attachment	\$200.00 A
	Install H350 combo attachment	\$200.00 A
	Install H342 saw on RT45	\$200.00 A
	Install H342 segment kit	\$80.00 A
	Install MT12 attachment	\$200.00 A
	Install skid shoe	\$80.00 A
	Install boom, chain and augers	\$120.00 A
	Install trench cleaner	\$80.00 A
	Install A323 backhoe	\$400.00 A
	Install A323 mount kit	\$80.00 A
	Install A323 remote hydraulics	\$480.00 A
	Install tow valve	\$80.00 A
	Install Roto Witch® boring attachment	\$120.00 A
	Install reel carrier	\$80.00 A
	Install counterweight kit	\$80.00 A
	Install cold start kit	\$80.00 A
	Install light kit	\$40.00 A
	Install back-up alarm	\$80.00 A
	Install environmentally compatible fluids	\$461.50 A

**SPECIAL PAINT**

Special color charge is per each unit - specify color code. (If first time color order, please provide 2"x3" color chip.)

From the time of confirmation, any special paint order is non-cancelable and non-returnable.

Please allow 30 days from time of order to delivery.

Orders with less than 30 days from order to delivery are subject to applicable surcharge(s).

Prices do not include the application of special or branded paints; i.e.) DuPont, Sherwin-Williams, PPG, metallic or base coat / clear coat.

Charges do not include price of paint.

Call for Pricing A



CONFIDENTIAL

SK600

Changes since the July 1, 2017 price list:

Effective August 1, 2017



**SUGGESTED PRICE LIST  
(F.O.B. PERRY, OKLAHOMA)**

Effective August 1, 2017

PART NO.	DESCRIPTION	MSRP (USD)
----------	-------------	------------

**STANDARD UNIT**

The **Ditch Witch® Model SK600** mini skid steer is priced less all options. Select these items from the appropriate list. The basic power unit includes the following:

- Kubota D902-E4B liquid-cooled diesel engine (24.8 hp gross, 23.5 hp estimated net @ 3,600 rpm) EPA Tier 4, EU Stage IIIA compliant
- Variable-speed hydrostatic ground drive
- Mechanical service brake
- Multi-tach attachment plate
- Durable build and innovative design provides the industry's smoothest ride
- 600 lb. rated operating capacity

**SK600 BASIC UNIT - Includes:**

SK600 Base Unit

\$20,784.37 Q

Includes: Basic Assembly, Production Decal Kit, Rubber Track (180X40X72), Track Assembly,  
Lift Arm Assembly

**TRANSLATION DECALS – (Select if translation needed)**

Foreign Decal Kit

\$9.92 Q

ISO Decal Kit

\$23.36 Q

**NOTE: ISO decals will be shipped with all translation decals and any basic unit shipped outside the United States.**

**GROUND DRIVE CONTROL (Select one)**

1 Lever Control Valve

\$715.63 Q

2 Lever Control Valve

\$715.63 Q

**QUICK ATTACH MANIFOLD (Select one)**

With Manifold

\$308.80 Q

Without Manifold

\$161.38 Q

**ORANGE INTEL™ OPTIONS (Select one)**

350-5371 GPS ONLY FOR GPS-READY

\$530.00 D

**Note: Equipment Registration Activates GPS and Telematics Boxes**

**ORANGE INTEL™ SERVICE PLAN OPTIONS (Optional)**

240-1118 1 Year Data Service Plan GPS ONLY

\$299.40 A

**Note: Sold in One Year Increments**

**OPTIONAL**

190-1115 Attachment Power Kit

\$25.75 D

190-2195 SK600/ SK800 UPTIME KIT

\$72.25 B



CONFIDENTIAL

SK600

**SUGGESTED PRICE LIST  
(F.O.B. PERRY, OKLAHOMA)**

**Effective August 1, 2017**

PART NO.	DESCRIPTION	MSRP (USD)
----------	-------------	------------

**INSTALLATION CHARGES**

Additional charge for factory installed attachments and accessories

Install boom and chain \$80.00 A

Install CE kit \$40.00 A

Install silt fence \$160.00 A

Install environmentally compatible fluids \$213.00 A

**SPECIAL PAINT**

Special color charge is per each unit - specify color code. (If first time color order, please provide 2"x3" color chip.)

From the time of confirmation, any special paint order is non-cancelable and non-returnable.

Please allow 30 days from time of order to delivery.

Orders with less than 30 days from order to delivery are subject to applicable surcharge(s).

Prices do not include the application of special or branded paints; i.e.) DuPont, Sherwin-Williams, PPG, metallic or base coat / clear coat.

Charges do not include price of paint. Call for Pricing A



CONFIDENTIAL

SK755

Changes since the July 1, 2017 price list:

Effective August 1, 2017

**SUGGESTED PRICE LIST  
(F.O.B. PERRY, OKLAHOMA)**

Effective August 1, 2017

PART NO.	DESCRIPTION	MSRP (USD)
<b>STANDARD UNIT</b>		
The <b>Ditch Witch® Model SK755</b> mini skid steer is priced less all options. Select these items from the appropriate list. The basic power unit includes the following:		
<ul style="list-style-type: none"><li>• Kubota D1105-T liquid-cooled diesel engine, Tier 4i (32.8 hp gross, 30.3 hp estimated net @ 3,000 rpm) EPA Tier 4i, EU Stage IIIA compliant</li><li>• Variable-speed hydrostatic ground drive</li><li>• Mechanical service brake</li><li>• Multi-tach attachment plate</li><li>• Durable build and innovative design provides the industry's smoothest ride</li><li>• 800 lb. rated operating capacity</li></ul>		
<b>SK755 BASIC UNIT - Includes:</b>		
	SK755 Base Unit	\$23,386.98 Q
	Includes: Basic Assembly, Production Decal Kit	
<b>TRANSLATION DECALS – (Select if translation needed)</b>		
	Foreign Decal Kit	\$40.66 Q
	ISO Decal Kit	\$11.81 Q
<b>NOTE: ISO decals will be shipped with all translation decals and any basic unit shipped outside the United States.</b>		
<b>TRACK SUB-ASSEMBLY W/ TRACKS (Select one)</b>		
	Narrow Rubber Tracks	\$739.34 Q
	Wide Rubber Tracks	\$852.18 Q
<b>GROUND DRIVE CONTROL (Select one)</b>		
	1 Lever Control Valve	\$828.25 Q
	2 Lever Control Valve	\$828.25 Q
<b>ORANGE INTEL™ OPTIONS (Select one)</b>		
350-5371	GPS ONLY FOR GPS-READY	\$530.00 D
<b>Note: Equipment Registration Activates GPS and Telematics Boxes</b>		
<b>ORANGE INTEL™ SERVICE PLAN OPTIONS (Optional)</b>		
240-1118	1 Year Data Service Plan GPS ONLY	\$299.40 A
<b>Note: Sold in One Year Increments</b>		
<b>OPTIONAL</b>		
190-1115	Attachment Power Kit	\$25.75 D
190-1763	SK650/SK750/SK752/SK755 T4i UPTIME KIT	\$71.76 B



CONFIDENTIAL

SK755

**SUGGESTED PRICE LIST  
(F.O.B. PERRY, OKLAHOMA)****Effective August 1, 2017**

PART NO.	DESCRIPTION	MSRP (USD)
----------	-------------	------------

**INSTALLATION CHARGES**

Additional charge for factory installed attachments and accessories

Install boom and chain

\$80.00 A

Install CE kit

\$40.00 A

Install silt fence

\$160.00 A

Install environmentally compatible fluids

\$213.00 A

**SPECIAL PAINT**

Special color charge is per each unit - specify color code. (If first time color order, please provide 2"x3" color chip.)

From the time of confirmation, any special paint order is non-cancelable and non-returnable.

Please allow 30 days from time of order to delivery.

Orders with less than 30 days from order to delivery are subject to applicable surcharge(s).

Prices do not include the application of special or branded paints; i.e.) DuPont, Sherwin-Williams, PPG, metallic or base coat / clear coat.

Charges do not include price of paint.

Call for Pricing A



CONFIDENTIAL

SK800

Changes since the July 1, 2017 price list:

Effective August 1, 2017

**SUGGESTED PRICE LIST  
(F.O.B. PERRY, OKLAHOMA)**

Effective August 1, 2017

PART NO.	DESCRIPTION	MSRP (USD)	
<b>STANDARD UNIT</b>			
The Ditch Witch® Model SK800 mini skid steer is priced less all options. Select these items from the appropriate list. The basic power unit includes the following:			
• Kubota D1105-E liquid-cooled diesel engine (24.8 hp gross, 23.1 hp estimated net @ 3,000 rpm) EPA Tier 4, EU Stage IIIA compliant			
• Variable-speed hydrostatic ground drive			
• Mechanical service brake			
• Multi-tach attachment plate			
• Durable build and innovative design provides the industry's smoothest ride			
• 860 lb. rated operating capacity			
<b>SK800 BASIC UNIT - Includes:</b>			
SK800 Base Unit		\$23,057.38	Q
Includes: Basic Assembly, Production Decal Kit, SK Loader Arm Decal Kit			
Shipped with: Single Auxiliary EPA T3 Engine		\$286.55	Q
		<b>\$23,343.93</b>	<b>Q</b>
<b>TRANSLATION DECALS – (Select if translation needed)</b>			
	Foreign Decal Kit	\$9.92	Q
	ISO Decal Kit	\$29.33	Q
<b>NOTE: ISO decals will be shipped with all translation decals and any basic unit shipped outside the United States.</b>			
<b>TRACK SUB-ASSEMBLY W/ TRACKS (Select one)</b>			
	Narrow Rubber Tracks	\$739.34	Q
	Wide Rubber Tracks	\$821.84	Q
<b>GROUND DRIVE CONTROL (Select one)</b>			
	1 Lever Control Valve	\$534.23	Q
	2 Lever Control Valve	\$534.23	Q
<b>ORANGE INTEL™ OPTIONS (Select one)</b>			
350-5371	GPS ONLY FOR GPS-READY	\$530.00	D
<b>Note: Equipment Registration Activates GPS and Telematics Boxes</b>			
<b>ORANGE INTEL™ SERVICE PLAN OPTIONS (Optional)</b>			
240-1118	1 Year Data Service Plan GPS ONLY	\$299.40	A
<b>Note: Sold in One Year Increments</b>			
<b>OPTIONAL</b>			
190-1115	Attachment Power Kit	\$25.75	D
190-2195	SK600/ SK800 UPTIME KIT	\$72.25	B



CONFIDENTIAL

SK800

**SUGGESTED PRICE LIST  
(F.O.B. PERRY, OKLAHOMA)**

**Effective August 1, 2017**

PART NO.	DESCRIPTION	MSRP (USD)
----------	-------------	------------

**INSTALLATION CHARGES**

Additional charge for factory installed attachments and accessories

Install boom and chain

\$80.00 A

Install CE kit

\$40.00 A

Install silt fence

\$160.00 A

Install environmentally compatible fluids

\$213.00 A

**SPECIAL PAINT**

Special color charge is per each unit - specify color code. (If first time color order, please provide 2"x3" color chip.)

From the time of confirmation, any special paint order is non-cancelable and non-returnable.

Please allow 30 days from time of order to delivery.

Orders with less than 30 days from order to delivery are subject to applicable surcharge(s).

Prices do not include the application of special or branded paints; i.e.) DuPont, Sherwin-Williams, PPG, metallic or base coat / clear coat.

Charges do not include price of paint.

Call for Pricing A





CONFIDENTIAL

SK1050

Changes since the July 1, 2017 price list:

Effective August 1, 2017

**SUGGESTED PRICE LIST  
(F.O.B. PERRY, OKLAHOMA)****Effective August 1, 2017**

PART NO.	DESCRIPTION	MSRP (USD)
----------	-------------	------------

**STANDARD UNIT**

The **Ditch Witch® Model SK1050** mini skid steer is priced less all options. Select these items from the appropriate list. The basic power unit includes the following:

- Yanmar 3TNV88C, liquid cooled engine (37 hp gross, 35.1 hp estimated net at 3000 rpm)  
EPA Tier 4, EU Stage IIIA compliant
- Variable-speed hydrostatic ground drive
- Mechanical service brake
- Multi-tach attachment plate
- Durable build and innovative design provides the industry's smoothest ride
- 1,062 lb. rated operating capacity

**SK1050 BASIC UNIT - Includes:**

SK1050 Base Unit

\$30,370.37 Q

Includes: Basic Assembly, Production Decal Kit, Lift Arm Assembly, SK Loader Arm Decal Kit

**TRANSLATION DECALS – (Select if translation needed)**

Foreign Decal Kit

\$13.84 Q

ISO Decal Kit

\$40.73 Q

**NOTE: ISO decals will be shipped with all translation decals and any basic unit shipped outside the United States.****TRACK SUB-ASSEMBLY W/ TRACKS (Select one)**

Narrow Rubber Tracks

\$1,550.00 Q

Wide Rubber Tracks

\$1,250.00 Q

**GROUND DRIVE CONTROL (Select one)**

1 Lever Control Valve

\$829.63 Q

2 Lever Control Valve

\$829.63 Q

**AUXILARY HYDRAULICS (Select one)**

Single Auxiliary

\$300.00 Q

Dual Auxiliary

\$1,300.00 Q

**LED LIGHTS (Select one)**

Dash With Lights

\$1,000.00 Q

Dash Without Lights

\$500.00 Q



CONFIDENTIAL

SK1050

**SUGGESTED PRICE LIST  
(F.O.B. PERRY, OKLAHOMA)****Effective August 1, 2017**

PART NO.	DESCRIPTION	MSRP (USD)
<b>ORANGE INTEL™ OPTIONS (Select one)</b>		
350-5370	GPS ONLY FOR TELEMATICS READY	\$530.00 D
350-5372	TELEMATICS	\$1,199.05 D
<b>Note: Equipment Registration Activates GPS and Telematics Boxes</b>		
<b>ORANGE INTEL™ SERVICE PLAN OPTIONS (Optional)</b>		
240-1118	1 Year Data Service Plan GPS ONLY	\$299.40 A
240-1117	1 Year Data Service Plan Telematics	\$359.40 A
<b>Note: Sold in One Year Increments</b>		

**INSTALLATION CHARGES**

Additional charge for factory installed attachments and accessories	
Install boom and chain	\$80.00 A
Install CE kit	\$40.00 A
Install silt fence	\$160.00 A
Install environmentally compatible fluids	\$213.00 A

**SPECIAL PAINT**

Special color charge is per each unit - specify color code. (If first time color order, please provide 2"x3" color chip.)  
From the time of confirmation, any special paint order is non-cancelable and non-returnable.  
Please allow 30 days from time of order to delivery.  
Orders with less than 30 days from order to delivery are subject to applicable surcharge(s).  
Prices do not include the application of special or branded paints; i.e.) DuPont, Sherwin-Williams, PPG, metallic or base coat / clear coat.  
Charges do not include price of paint.

Call for Pricing A



CONFIDENTIAL

SK1550

Changes since the July 1, 2017 price list:

Effective August 1, 2017

**SUGGESTED PRICE LIST  
(F.O.B. PERRY, OKLAHOMA)****Effective August 1, 2017**

PART NO.	DESCRIPTION	MSRP (USD)
----------	-------------	------------

**STANDARD UNIT**

The **Ditch Witch® Model SK1550** mini skid steer is priced less all options. Select these items from the appropriate list. The basic power unit includes the following:

- Yanmar 3TNV86CT, liquid cooled engine (43.5 hp gross (SAE J1995)), EPA Tier 4 Final, EU Stage IIIA compliant
- Variable-speed hydrostatic ground drive
- Hydraulic service brake
- Multi-tach attachment plate
- Durable build and innovative design provides the industry's smoothest ride
- 1,558 lb. rated operating capacity

**SK1550 BASIC UNIT - Includes:**

SK1550 Base Unit	\$36,100.00	Q
Includes: Basic Assembly, Production Decal Kit, Loader Arms, SK Loader Arm Decal Kit		
Shipped with: Wide Rubber Tracks EPA T3 Engine	\$1,250.00	Q
	<b>\$37,350.00</b>	<b>Q</b>

**TRANSLATION DECALS – (Select if translation needed)**

Foreign Decal Kit	\$9.92	Q
ISO Decal Kit	\$39.53	Q
<b>NOTE: ISO decals will be shipped with all translation decals and any basic unit shipped outside the United States.</b>		

**TRACK SUB-ASSEMBLY W/ TRACKS (Select)**

Wide Rubber Tracks	\$1,250.00	Q
--------------------	------------	---

**GROUND DRIVE CONTROL (Select one)**

1 Lever Control Valve	\$930.00	Q
2 Lever Control Valve	\$850.00	Q

**AUXILIARY HYDRAULICS (Select one)**

Single Auxiliary	\$300.00	Q
Dual Auxiliary	\$1,300.00	Q

**ORANGE INTEL™ OPTIONS (Select one)**

350-5111	GPS ONLY PACKAGE	\$530.00	D
350-5331	TELEMATICS PACKAGE	\$1,199.05	D
<b>Note: Equipment Registration Activates GPS and Telematics Boxes</b>			

**ORANGE INTEL™ SERVICE PLAN OPTIONS (Optional)**

240-1118	1 Year Data Service Plan GPS ONLY	\$299.40	A
240-1117	1 Year Data Service Plan Telematics	\$359.40	A
<b>Note: Sold in One Year Increments</b>			



CONFIDENTIAL

SK1550

**SUGGESTED PRICE LIST  
(F.O.B. PERRY, OKLAHOMA)**

**Effective August 1, 2017**

PART NO.	DESCRIPTION	MSRP (USD)
----------	-------------	------------

**INSTALLATION CHARGES**

Additional charge for factory installed attachments and accessories

Install boom and chain \$80.00 A

Install CE kit \$40.00 A

Install silt fence \$160.00 A

Install environmentally compatible fluids \$213.00 A

**SPECIAL PAINT**

Special color charge is per each unit - specify color code. (If first time color order, please provide 2"x3" color chip.)

From the time of confirmation, any special paint order is non-cancelable and non-returnable.

Please allow 30 days from time of order to delivery.

Orders with less than 30 days from order to delivery are subject to applicable surcharge(s).

Prices do not include the application of special or branded paints; i.e.) DuPont, Sherwin-Williams, PPG, metallic or base coat / clear coat.

Charges do not include price of paint. Call for Pricing A



CONFIDENTIAL

## SK ATTACHMENTS

Changes since the July 1, 2017 price list:

Effective August 1, 2017

- Added:

020-1134 FS PALLET FORKS (48 X 48)



CONFIDENTIAL

## SK ATTACHMENTS

SUGGESTED PRICE LIST  
(F.O.B. PERRY, OKLAHOMA)

Effective August 1, 2017

PART NO.	DESCRIPTION	MSRP (USD)
<b>ATTACHMENTS</b>		
<b>302-1265</b>	BUCKET, 34" (uses 5, 300-7091)	\$535.00 D
<b>300-5572</b>	BUCKET, 36" (uses 5, 300-7091)	\$560.00 D
<b>300-5564</b>	BUCKET, 44" (uses 6, 300-7091)	\$595.69 D
<b>300-5569</b>	52" BUCKET (1/3 CU YD) (uses 7, 300-7091)	\$768.31 D
300-7090	BOLT-ON ADAPTER (for use with 300-1265, 300-5572, 300-5564, 300-5569)	\$12.82 C
300-7091	TOOTH (for use with 300-7091, 300-5572, 300-5564, 300-5569)	\$8.76 C
<b>323-941</b>	42" ROCK BUCKET (uses 5, 300-7091)	\$1,363.68 D
<b>323-975</b>	SK5BLM - LIGHT MATERIAL BUCKET W/ WINDOW (uses 6, 300-7091)	\$999.63 D
<b>302-3201</b>	48" BUCKET (1/4 CU YD) (uses 190-2086)	\$728.25 D
<b>302-3209</b>	60" BUCKET (1/2 CU YD) (uses 190-2088)	\$1,225.00 D
190-2086	TOOTH KIT (4' BUCKET) (for use with 302-3201)	\$150.00 D
190-2088	TOOTH KIT (5' BUCKET) (for use with 302-3209)	\$170.00 D
<b>4-IN-1 BUCKETS</b>		
<b>021-1033</b>	SK5B41-44" 4-IN-1 BUCKET	\$2,315.47 R
<b>021-180</b>	SK5B52-52" 4-IN-1 BUCKET	\$2,602.49 R
<b>4-IN-1 BUCKET DECAL KITS (Select one)</b>		
	English decal kit	Included
783-159	DECAL KIT - SK5B41 FR	\$66.44 C
784-164	DECAL KIT - SK5B41 GR	\$66.44 C
787-157	DECAL KIT - SK5B41 SP	\$66.44 C
<b>021-1038</b>	SK5GF - BRUSH GRAPPLE	\$2,299.66 R
<b>021-1039</b>	SK5GF54 - BRUSH GRAPPLE, 54"	\$2,419.94 R
<b>021-151</b>	SK5BC BACKFILLER-CENTER	\$3,439.66 R
<b>021-152</b>	SK5BL-BACKFILLER (LEFT BIAS) (for use with SK5TRW or SK5TR)	\$3,439.66 R
<b>020-1128</b>	PALLET FORKS (36 X 36) (for use with SK's up to, and including, SK1050)	\$768.66 D
<b>020-1129</b>	PALLET FORKS (40 X 48) (for use with SK1050 and SK1550)	\$866.39 D
<b>020-1134</b>	FS PALLET FORKS (48 X 48) (for use with SK1550)	\$998.33 D
<b>320-962</b>	CARRY-ALL-LEVELER	\$717.31 D
<b>322-485</b>	MULTI TASK TOOL	\$606.20 D
<b>322-630</b>	BACKFILL BLADE (MANUAL)	\$1,400.00 D
104-033	HYD BLADE CONVERSION KIT (MANUAL) (converts 322-630 to a hydraulic blade)	\$693.62 C
<b>021-1042</b>	SK5B67 - 67" BACKFILL BLADE	\$1,894.23 R
<b>021-161</b>	SK5B6 - 6-WAY BACKFILL BLADE	\$3,044.45 R
<b>021-181</b>	SK5667 -WIDE 6-WAY BACKFILL BLADE (67")	\$3,184.37 R



**SUGGESTED PRICE LIST  
(F.O.B. PERRY, OKLAHOMA)**

Effective August 1, 2017

PART NO.	DESCRIPTION	MSRP (USD)
	SK5PF Base Unit - Hydraulic Powered Forks (for use with SK1050 and SK1550)	\$3,750.57 D
	SK5RT Base Unit - 4' Roto-Tiller (for use with SK1050 and SK1550)	\$4,905.28 D
	SK5PR Base Unit - 4' Power (Harley) Rake (for use with all SK Units)	\$6,498.58 D
	SK5TG Base Unit - Hydraulic Tree Grapple (for use with dual auxiliary SK1550)	\$5,382.51 D
	SK5MB Base Unit - 60" Manual Blade (for use with SK1050 and SK1550)	\$1,833.22 D

**TRANSLATION DECALS – (Select if translation needed)**

ISO Decal Kit (for use with SK5PF, SK5RT, SK5TG and SK5MB) \$10.65 D

ISO Decal Kit (for use with SK5PR) \$27.34 D

**NOTE: ISO decals will be shipped with all translation decals and any basic unit shipped outside the United States.****SK5TL****021-133** SK500 TILLER \$3,686.51 R**NOTE: The SK5TL Tiller Attachment is rated for the SK600 and SK800 only.****TILLER DECAL KITS (Select one)**

	English decal kit	Included
783-164	DECAL KIT - SK5TL FR	\$105.44 C
784-169	DECAL KIT - SK5TL GR	\$105.44 C
787-162	DECAL KIT - SK5TL SP	\$105.44 C

**TRENCHING ATTACHMENTS****SK3TR TRENCHER****SK3TR TRENCHER ATTACHMENT - Includes:**

SK3TR Base Unit \$2,426.64 R

Includes: Basic Assembly, Production Decal Kit

**NOTE: The SK3TR Trenching Attachment is rated for the SK350 and SK600 only.****TRANSLATION DECALS – (Select if translation needed)**

Foreign Decal Kit \$37.69 R

**SK3TR MOTORS (Select one)**

HYD Motor 9.8 CID	(High speed, low torque)	\$607.67 R
HYD Motor 11.9 CID	(Standard speed, standard torque)	\$578.08 R
HYD Motor 20.6 CID	(Low speed, high torque)	\$841.40 R



CONFIDENTIAL

## SK ATTACHMENTS

SUGGESTED PRICE LIST  
(F.O.B. PERRY, OKLAHOMA)

Effective August 1, 2017

PART NO.	DESCRIPTION	MSRP (USD)
----------	-------------	------------

## TRENCHER OPTIONS

RESTRAINT BARS (Select one)		
141-771	RESTRAINT BAR (for 18" boom)	\$61.29 C
141-337	RESTRAINT BAR (for 24" boom)	\$70.50 C

## BOOMS (Optional)

Select Boom from Booms - Compact Equip Price List

## CHAIN ASSEMBLIES

Select Appropriate 33K or 35K Chain Assembly by Chain Length in Pitches and Cutter Width from Chain Assembly Price List

18" Depth Requires 44P Chain

24" Depth Requires 52P Chain

## SK4TR TRENCHER

## SK4TR TRENCHER ATTACHMENT - Includes:

SK4TR Base Unit	\$3,078.79 R
Includes: Basic Assembly, Production Decal Kit	

NOTE: The SK4TR Trencher is only available with an independent auger.

SK4TR MOTORS (Select one)		
HYD Motor 11.9 CID	(High speed, low torque)	\$500.39 R
HYD Motor 14.9 CID	(Low speed, high torque)	\$500.39 R

SHIP KITS (Select one)		
SK4TR Zahn Ship Kit		\$189.18 R
SK4TR SK Ship Kit		\$189.18 R

## TRENCHER OPTIONS

190-1168	AUGER EXTENSION KIT	\$138.95 D
190-1245	COUNTER WEIGHT KIT (required)	\$240.92 D
190-1258	WHEEL WEIGHT KIT	\$376.05 D
190-1284	SK ADAPTER/1TR4 HOSE KIT	\$75.21 D
190-1322	BACKFILL BLADE KIT	\$631.01 D

**SUGGESTED PRICE LIST  
(F.O.B. PERRY, OKLAHOMA)**

Effective August 1, 2017

PART NO.	DESCRIPTION	MSRP (USD)
----------	-------------	------------

**TRENCHER OPTIONS (Continued)****RESTRAINT BARS AND CLEANER BARS (Select one)**

141-337	RESTRAINT BAR	(for 24" boom)	\$70.50	C
141-755	RESTRAINT BAR	(for 30" boom)	\$82.20	C
141-156	PERSONNEL RESTRAINT BAR	(for 36" boom)	\$163.69	C
141-157	RESTRAINT BAR	(for 48" boom)	\$212.03	C
300-4651	CLEANER BAR	(for 24" boom)	\$179.21	C
300-4653	CLEANER BAR	(for 30" and 36" booms)	\$197.14	C
300-4660	CLEANER BAR	(for 48" boom)	\$232.98	C

Trench Cleaner - See below

**BOOMS (Optional)**

Select Boom from Booms - Compact Equip Price List

140-1159	SPROCKET BOOM ADJUSTER KIT	(use with 140-060 boom)	\$198.73	C
140-551	BOOM EXTENSION (1')	(use with 140-060 boom for 48" depth)	\$158.14	C

**MECHANICAL TRENCH CLEANER (Optional)**

100-180	MECHANICAL CLEANER CONVER KIT	\$272.80	C
---------	-------------------------------	----------	---

**TRENCH CLEANER SHOES**

141-290	CLEANER SHOE (4")	\$30.37	C
141-134	CLEANER SHOE (6")	\$36.91	C
141-135	CLEANER SHOE (8")	\$45.63	C
141-136	CLEANER SHOE (10")	\$48.27	C
141-137	CLEANER SHOE (12")	\$57.83	C

**CHAIN ASSEMBLIES**

Select Appropriate 33K or 35K Chain Assembly by Chain Length in Pitches and Cutter Width from Chain Assembly Price List

24" Depth Requires 52P Chain

**SK5TR TRENCHER****SK5TR TRENCHER ATTACHMENT - Includes:**

SK5TR Base Unit	\$3,171.08	R
Includes: Basic Assembly, Production Decal Kit		

**TRANSLATION DECALS – (Select if translation needed)**

Foreign Decal Kit	\$37.69	R
-------------------	---------	---

**SUGGESTED PRICE LIST  
(F.O.B. PERRY, OKLAHOMA)**

Effective August 1, 2017

PART NO.	DESCRIPTION	MSRP (USD)
----------	-------------	------------

**SK5TR MOTORS (Select one)**

HYD Motor 10.3 CID	(High speed, low torque)	\$652.73 R
HYD Motor 11.9 CID	(Standard speed, standard torque)	\$590.07 R
HYD Motor 20.6 CID	(Low speed, high torque)	\$350.03 R

**TRENCHER OPTIONS****RESTRAINT BARS (Select one)**

141-337	RESTRAINT BAR	(for 24" boom)	\$70.50 C
141-329	RESTRAINT BAR	(for 30" boom)	\$75.01 C
141-755	RESTRAINT BAR	(for 36" boom)	\$82.20 C

**BOOMS (Optional)****Select Boom from Booms - Compact Equip Price List**

604-169	BOOM ADJUSTMENT KIT	(use with 140-060 boom)	\$68.51 C
---------	---------------------	-------------------------	-----------

**CHAIN ASSEMBLIES****Select Appropriate 33K or 35K Chain Assembly by Chain Length in Pitches and Cutter Width from Chain Assembly Price List**

24" Depth Requires 52P Chain

30" Depth Requires 62P Chain

36" Depth Requires 68P Chain

**SK5TW TRENCHER****SK5TW TRENCHER ATTACHMENT - Includes:**

SK5TW Base Unit	\$4,866.65 R
Includes: Basic Assembly, Production Decal Kit, Single Auger Kit	

**TRANSLATION DECALS – (Select if translation needed)**

Foreign Decal Kit	\$39.76 R
-------------------	-----------

**SK5TW MOTORS (Select one)**

HYD Motor 19.8 CID	(High speed, low torque)	\$1,159.66 R
HYD Motor 24.0 CID	(Standard speed, standard torque)	\$546.98 R

**SUGGESTED PRICE LIST  
(F.O.B. PERRY, OKLAHOMA)**

Effective August 1, 2017

PART NO.	DESCRIPTION	MSRP (USD)
----------	-------------	------------

**TRENCHER OPTIONS****RESTRAINT BARS OR CLEANER BARS (Select one)**

141-337	RESTRAINT BAR	(for 24" boom)	\$70.50	C
141-329	RESTRAINT BAR	(for 30" boom)	\$75.01	C
141-156	PERSONNEL RESTRAINT BAR	(for 36" boom)	\$163.69	C
141-157	RESTRAINT BAR	(for 48" boom)	\$212.03	C
141-150	LOWER CLEANER BAR (48")	(for 24", 30", and 36" booms)	\$197.14	C
141-151	LOWER CLEANER BAR (60")	(for 48" boom)	\$256.86	C

**BOOMS (Optional)****Select Boom from Booms - Compact Equip Price List**

140-1159	SPROCKET BOOM ADJUSTER KIT	\$198.73	C
----------	----------------------------	----------	---

**TRENCH CLEANER KIT (Optional)**

190-2604	MECHANICAL CLEANER CONVER KIT (STD)	\$550.74	C
----------	-------------------------------------	----------	---

**TRENCH CLEANER SHOES (Optional)**

141-215	CLEANER SHOE (4")	\$25.58	C
141-134	CLEANER SHOE (6")	\$36.91	C
141-135	CLEANER SHOE (8")	\$45.63	C
141-136	CLEANER SHOE (10")	\$48.27	C
141-137	CLEANER SHOE (12")	\$57.83	C

**CHAIN ASSEMBLIES****Select Appropriate 33K or 35K Chain Assembly by Chain Length in Pitches and Cutter Width from Chain Assembly Price List**

24" Depth Requires 52P Chain

30" Depth Requires 62P Chain

36" Depth Requires 68P Chain

**SK15TR TRENCHER****SK15TR TRENCHER ATTACHMENT - Includes:**

SK15TR Base Unit	\$4,596.59	R
------------------	------------	---

Includes: Basic Assembly, Production Decal Kit

**NOTE: SK15TR Trencher mounts on model SK1550.****SK15TR MOTORS (Select one)**

HYD Motor 14.5 CID	(Standard speed, standard torque)	\$688.41	R
--------------------	-----------------------------------	----------	---



CONFIDENTIAL

SK ATTACHMENTS

**SUGGESTED PRICE LIST  
(F.O.B. PERRY, OKLAHOMA)**

Effective August 1, 2017

PART NO.	DESCRIPTION	MSRP (USD)
----------	-------------	------------

**TRENCHER OPTIONS****RESTRAINT BARS (Select one)**

140-1374	DANGER RESTRAINT BAR (24") (OAL 29.8")	(for 24" boom)	\$23.32	C
140-1375	DANGER RESTRAINT BAR (30") (OAL 35.8")	(for 30" boom)	\$27.87	C
140-1376	DANGER RESTRAINT BAR (36") (OAL 41.8")	(for 36" boom)	\$31.45	C
140-1377	DANGER RESTRAINT BAR (48") (OAL 54.5")	(for 48" boom)	\$42.28	C

**BOOMS (Optional)**

Select Boom from Booms - Compact Equip Price List

**ACCESSORIES**

190-2660	DEPTH SKID KIT	\$108.92	C
----------	----------------	----------	---

**CHAIN ASSEMBLIES**

Select Appropriate 33K or 35K Chain Assembly by Chain Length in Pitches and Cutter Width from Chain Assembly Price List

24" Depth Requires 52P Chain

30" Depth Requires 62P Chain

36" Depth Requires 68P Chain

**SAW ATTACHMENT****MT9 SAW ATTACHMENT - Includes:**

MT9 Base Unit	\$7,000.00	R
Includes: Basic Assembly, Production Decal Kit		

**TRANSLATION DECALS – (Select if translation needed)**

ISO Decal Kit	\$39.05	R
---------------	---------	---

**NOTE: ISO decals will be shipped with all translation decals and any basic unit shipped outside the United States.****SAW BLADES (Select one)**

135-5008	SAW BLADE (.50", PDC SHARK, 26")	\$2,668.92	D
135-5009	SAW BLADE (.75", PDC SHARK, 26")	\$3,549.00	C
135-5010	SAW BLADE (1.0", PDC SHARK, 26")	\$4,909.00	C
135-5007	SAW BLADE (1.5", PDC SHARK, 26")	\$6,331.21	C



CONFIDENTIAL

## SK ATTACHMENTS

SUGGESTED PRICE LIST  
(F.O.B. PERRY, OKLAHOMA)

Effective August 1, 2017

PART NO.	DESCRIPTION	MSRP (USD)
----------	-------------	------------

**VIBRATORY PLOW ATTACHMENT****SK5VP VIBRATORY PLOW****SK5VP ATTACHMENT - Includes:**

SK5VP Base Unit

\$6,555.74 R

Includes: Basic Assembly

**TRANSLATION DECALS – (Select if translation needed)**

Foreign Decal Kit

\$18.94 R

**ACCESSORIES**

190-220 SKID SHOE CONVERSION KIT

\$115.00 C

190-1323 STANDARD SILT FENCE KIT

\$1,974.63 C

**PLOW BLADES****Select Appropriate Plow Blade from Plow Blade Price List.****SK15VP VIBRATORY PLOW****SK15VP ATTACHMENT - Includes:**

SK15VP Base Unit

\$8,182.54 R

Includes: Basic Assembly, Production Decal Kit, Plow Motor Sub

**TRANSLATION DECALS – (Select if translation needed)**

ISO Decal Kit

\$7.91 R

**NOTE: ISO decals will be shipped with all translation decals and any basic unit shipped outside the United States.****ACCESSORIES**

190-2671 SKID SHOE KIT

\$539.75 C

350-5121 SK SOD CUTTER KIT

\$383.04 D

**PLOW BLADES****Select Appropriate Plow Blade from Plow Blade Price List.**

**SUGGESTED PRICE LIST  
(F.O.B. PERRY, OKLAHOMA)**

Effective August 1, 2017

PART NO.	DESCRIPTION	MSRP (USD)
----------	-------------	------------

**ROTO WITCH®****SK5RW ATTACHMENT - Includes:**

SK5RW Base Unit \$2,624.14 R

Includes: Basic Assembly, Production Decal Kit

**TRANSLATION DECALS – (Select if translation needed)**

Foreign Decal Kit \$63.71 R

For boring tools, refer to the Roto Witch® boring attachment price list.

**AUGER DRIVERS****021-1056** SK5PAL - PLNTRY AUGER DRVR LS/HT \$2,772.79 R**021-146** SK5PAH - PLNTRY AUGER DRVR HS/LT \$2,772.79 R**ACCESSORIES**

118-097	DRILL STRING GUIDE ASSEMBLY	(Shipped with Basic Unit)	\$96.59	C
320-924	AUGER 6		\$321.61	C
320-336	AUGER 9		\$363.65	C
320-335	AUGER 12		\$403.44	C
320-925	AUGER 15		\$525.03	C
320-926	AUGER 18		\$588.68	C
320-927	AUGER 24		\$671.63	C
320-337	AUGER 30		\$975.06	C
323-186	1 FOOT AUGER EXTENSION		\$304.56	C
323-187	2 FOOT AUGER EXTENSION		\$345.47	C
323-188	3 FOOT AUGER EXTENSION		\$415.93	C
323-189	PILOT BIT		\$45.00	C
323-057	"AUGER ADAPTER 2.56" X 2.0" HX"		\$286.23	C
323-058	"AUGER ADAPTER 2.56" X 2.0" RD"		\$444.51	C
323-059	"AUGER ADAPTER 2.56" X 2.0" SQ"		\$537.00	C
323-060	"AUGER ADAPTER 2.56" X 2.5" HX"		\$567.72	C
320-468	AUGER TOOTH, STD		\$6.25	C
320-469	AUGER TOOTH, HHF		\$16.16	C
320-470	AUGER TOOTH, CARBIDE		\$31.56	C

**NOTE:** Auger assemblies come with standard tooth.

Number of teeth for each auger assembly: 6" = 2, 9" = 4, 12" = 4, 15" = 5, 18" = 6, 24" = 8, 30" = 10





CONFIDENTIAL

SK ATTACHMENTS

**SUGGESTED PRICE LIST  
(F.O.B. PERRY, OKLAHOMA)**

**Effective August 1, 2017**

PART NO.	DESCRIPTION	MSRP (USD)
----------	-------------	------------

**INSTALLATION CHARGES**

Additional charge for factory installed attachments and accessories

Install boom and chain \$80.00 A

Install CE kit \$40.00 A

Install silt fence \$160.00 A

Install environmentally compatible fluids \$213.00 A

**SPECIAL PAINT**

Special color charge is per each unit - specify color code. (If first time color order, please provide 2"x3" color chip.)

From the time of confirmation, any special paint order is non-cancelable and non-returnable.

Please allow 30 days from time of order to delivery.

Orders with less than 30 days from order to delivery are subject to applicable surcharge(s).

Prices do not include the application of special or branded paints; i.e.) DuPont, Sherwin-Williams, PPG, metallic or base coat / clear coat.

Charges do not include price of paint. Call for Pricing A

**HEAVY DUTY**

- RT55
- RT80T4
- RT80Q
- RT100 (less regulated)
- RT105
- RT120 (less regulated)
- RT120Q (less regulated)
- RT125
- RT125Q



CONFIDENTIAL

RT55

Changes since the July 1, 2017 price list:

Effective August 1, 2017

**SUGGESTED PRICE LIST  
(F.O.B. PERRY, OKLAHOMA)****Effective August 1, 2017**

PART NO.	DESCRIPTION	MSRP (USD)
----------	-------------	------------

**STANDARD UNIT**

The **Ditch Witch® Model RT55** hydrostatic unit can be used with a variety of front and rear attachments.

The basic power unit is priced less all options and attachments. Select these items from the appropriate lists.

The basic power unit includes the following:

- Deutz D2011L04OL liquid (oil cooled) diesel engine (62 hp gross @ 2,600 rpm), EPA Tier 4i and EU Stage IIIA compliant
- Four-wheel drive
- 2 - post Roll Over Protective Structure
- Hand throttle
- Enclosed and lubricated ground drive gearbox
- Infinitely variable hydrostatic attachment drive
- Automotive type steering on oscillating Carraro front differential
- Deluxe adjustable operator's seat
- Seat belt
- Parking brake
- 12 volt electric start
- Volt meter
- Tachometer with hour meter
- Air filter restriction indicator
- Hydraulic filter restriction indicator
- Interlock start monitor
- Test ports for system pressure
- Fuel gauge
- Engine oil pressure gauge
- Engine temperature gauge

**If you select a standard machine configuration, you must also order the "shipped with" items listed below.**

**RT55H STANDARD #1**

**RT55HA-1** RT55H: LRC/Rigid Rear/Cruise/Solid Tires - Includes:

010-1125 RT55H TIER 4i (BASIC)

350-3995 RT55H LESS REGULATED ENGINE SUB-ASS'Y

270-2266 PROD. DECAL KIT - RT55T3

350-4014 RT55 RIGID REAR

350-2134 CRUISE CONTROL KIT RT55H

605-069 STANDARD CRUISE DECK TOWER

604-992 STANDARD SEAT DECK

205-1162 TIRE & WHEEL (31 X 10, SOLID, LH)

2 Included

205-1163 TIRE & WHEEL (31 X 10, SOLID, RH)

2 Included

**Total \$57,988.01 T**

**SUGGESTED PRICE LIST  
(F.O.B. PERRY, OKLAHOMA)**
**Effective August 1, 2017**

PART NO.	DESCRIPTION	MSRP (USD)	
BASIC POWER UNIT			
010-1125	RT55H TIER 4i (BASIC)	\$34,783.94	T
	Shipped with: 350-3995 RT55H LESS REGULATED ENGINE SUB-ASS'Y	\$7,461.42	T
		TIER 4i \$42,245.36	
EUROPEAN COMPLIANCE KIT			
350-2156	RT55 / RT80 EC KIT	\$203.97	C
NOTES: If RT55H is not equipped with a backhoe or reel carrier, the counterweight kit is required.			
A523 and H516 requires 200 lbs. on opposite side of traverse.			
A523 requires 300 lbs. on right side.			
RC55 (less than 700 lb. reel) requires 480 lbs. nose counterweights and 1200 lbs. on plow frame.			
RC55 (700 lb. to 1,500 lb. reel) requires 1200 lbs. on plow frame.			
RC55 (less than 700 lb. reel) requires 400 lbs. TBS on front axle, 480 lbs. nose counterweights and 300 lbs. on right side.			
RC55 (700 lb. to 1,500 lb. reel) requires 300 lbs. on right side.			
DECAL KITS – RT55H (Select one)			
270-2266	PROD. DECAL KIT - RT55T3	\$37.55	C
TRANSLATION DECAL KITS – (Select if translation needed)			
270-2267	RT55 PROD DECAL KIT FR	\$104.38	C
270-2268	RT55 PROD DECAL KIT GR	\$104.38	C
270-2269	RT55 PROD DECAL KIT IT	\$104.38	C
270-2270	RT55 PROD DECAL KIT SP	\$104.38	C
270-6255	RT55 PROD DECAL KIT- SWEDISH	\$104.38	C
270-2196	RT55 INTL. ISO DECAL KIT	\$30.81	C
		\$135.19	C
NOTE: ISO decal kit will be shipped with all translation decals and any basic unit shipped outside the United States.			
GROUND DRIVE (Select one)			
350-2133	STANDARD G. D. PUMP KIT	\$2,600.80	T
	Shipped with: 605-071 STANDARD PUMP CONTROLS	\$1,047.76	T
		\$3,648.56	T
350-2133	STANDARD G. D. PUMP KIT	\$2,600.80	T
	Shipped with: 605-081 STD EC DECK PUMP CONTROLS	\$1,173.80	T
		\$3,774.60	T
350-2134	CRUISE CONTROL KIT RT55H	\$5,168.97	T
	Shipped with: 605-069 STANDARD CRUISE DECK TOWER	\$105.78	T
		\$5,274.75	T
350-2134	CRUISE CONTROL KIT RT55H	\$5,168.97	T
	Shipped with: 605-070 EC CRUISE DECK TOWER	\$169.94	T
		\$5,338.91	T

**SUGGESTED PRICE LIST**  
**(F.O.B. PERRY, OKLAHOMA)**

**Effective August 1, 2017**

PART NO.	DESCRIPTION	MSRP (USD)
<b>REAR DIFFERENTIALS (Select one)</b>		
350-4014	RT55 RIGID REAR	\$5,209.48 T
350-4013	RT55 REAR STEER	\$7,137.30 T
<b>SEAT DECKS (Select one)</b>		
604-992	STANDARD SEAT DECK	\$994.86 T
604-993	EC SEAT DECK	\$1,126.53 T
<b>BACKFILL BLADE</b>		
323-999	BACKFILL BLADE, 72"	\$1,255.63 C
	Shipped with: 604-994 72" TILT BFB ASSEMBLY KIT	\$421.81 C
		\$1,677.44 C
<b>TIRES/WHEELS (Select one)</b>		
205-1195	T/W (31 X 15.50-15, D8TL)	4 required \$736.55 \$2,946.20 C
205-377	TIRE & WHEEL (35 X 19.00-16.1)	4 required \$882.05 \$3,528.20 C
205-1162	TIRE & WHEEL (31 X 10, SOLID, LH)	2 required \$1,229.91 C
	Shipped with: 205-1163 TIRE & WHEEL (31 X 10, SOLID, RH)	2 required \$1,229.91 C
		\$4,919.64 C
<b>NOTE: 200 pounds of TBS is required when ordering 205-1195 tires / wheels and mounting an MT12.</b>		
<b>COUNTERWEIGHT (Optional)</b>		
104-080	COUNTERWEIGHT KIT	\$4,283.26 C
<b>(Required if RT55H is not equipped with backhoe or reel carrier.)</b>		
<b>ORANGE INTEL™ OPTIONS (Select one)</b>		
350-5371	GPS ONLY FOR GPS-READY	\$530.00 D
<b>Note: Equipment Registration Activates GPS and Telematics Boxes</b>		
<b>ORANGE INTEL™ SERVICE PLAN OPTIONS (Optional)</b>		
240-1118	1 Year Data Service Plan GPS ONLY	\$299.40 A
<b>Note: Sold in One Year Increments</b>		
<b>TRACTOR ACCESSORIES (Optional)</b>		
604-956	4-POST ROPS	\$2,530.81 C
650-1309	COLD START KIT	\$529.52 C
604-991	DUAL BATTERY KIT	\$273.99 C
604-958	2-POST LIGHT KIT	\$653.75 C
604-957	4-POST LIGHT KIT	\$604.47 C
191-379	AUXILIARY MANIFOLD KIT	\$625.90 C
191-380	BACK UP ALARM KIT W/CRUISE	\$112.18 C
191-381	BACKUP ALARM KIT W/O CRUISE	\$304.66 C
191-382	MUFFLER GUARD KIT	\$117.78 C
190-1647	REAR WEIGHT RACK	(required when using reel carrier with RT55/MT12) \$1,040.66 C
190-2181	RT55 T4i UPTIME KIT	\$343.00 B



CONFIDENTIAL

RT55

**SUGGESTED PRICE LIST  
(F.O.B. PERRY, OKLAHOMA)****Effective August 1, 2017**

PART NO.	DESCRIPTION	MSRP (USD)
----------	-------------	------------

**REAR MOUNTED ATTACHMENTS**

Trenching - See H516 in Rear Attachment price sheet

Microtrencher - See MT12 in Rear Attachment price sheet

**FRONT MOUNTED ATTACHMENTS**

Backhoe - See A523 in Front Attachment price sheet

Roto Witch® Attachment - See Roto Witch® price sheet

Reel Carrier - See RC55 in Front Attachment price sheet

**INSTALLATION CHARGES**

Additional charge for factory installed attachments and accessories

Install 6-way tilt backfill blade	\$80.00	A
Install auxiliary manifold kit	\$80.00	A
Install boom, chain and augers	\$120.00	A
Install H516 trencher	\$160.00	A
Install MT12 attachment	\$200.00	A
Install A523 backhoe and walkway	\$160.00	A
Install Roto Witch® boring attachment	\$120.00	A
Install trench cleaner	\$80.00	A
Install reel carrier	\$240.00	A
Install nose cone counterweight	\$80.00	A
Install front counterweight	\$80.00	A
Install dual battery kit	\$80.00	A
Install environmentally compatible fluids	\$710.00	A

**SPECIAL PAINT**

Special color charge is per each unit - specify color code. (If first time color order, please provide 2"x3" color chip.)

From the time of confirmation, any special paint order is non-cancelable and non-returnable.

Please allow 30 days from time of order to delivery.

Orders with less than 30 days from order to delivery are subject to applicable surcharge(s).

Prices do not include the application of special or branded paints; i.e.) DuPont, Sherwin-Williams, PPG, metallic or base coat / clear coat.

Charges do not include price of paint.

Call for Pricing A



CONFIDENTIAL

RT80T4

Changes since the July 1, 2017 price list:

Effective August 1, 2017



**SUGGESTED PRICE LIST  
(F.O.B. PERRY, OKLAHOMA)****Effective August 1, 2017**

PART NO.	DESCRIPTION	MSRP (USD)
----------	-------------	------------

**STANDARD UNIT**

The **Ditch Witch® Model RT80T4** hydrostatic unit can be used with a variety of front and rear attachments. The basic power unit is priced less all options and attachments. Select these items from the appropriate lists. The basic power unit includes the following:

- Deutz TD 3.6 L4 water cooled diesel engine (74 hp gross @ 2,500 rpm) EPA Tier 4, EU Stage IIIB compliant

**OR**

- Deutz TD 3.6 L4 water cooled diesel engine (74 hp gross @ 2,500 rpm) EPA Tier 4i, EU Stage IIIA compliant

- Four-wheel drive
- 2 - post Roll Over Protective Structure
- Hand throttle
- Cruise control
- Rear steer
- 3 speed "shift on the fly" ground drive
- Automotive type steering on oscillating Carraro front differential
- Enclosed and lubricated ground drive gearbox
- Infinitely variable hydrostatic attachment drive
- Deluxe adjustable operator's seat
- Seat belt
- Parking brake
- 12 volt electric start
- Integrated Digital Gauge Display (gauges, interlock, indicators, and diagnostic)
- Air filter restriction indicator

**If you select a standard machine configuration, you must also order the "shipped with" items listed below.**

**RT80T4 STANDARD #1**

**RT80T4-1** Base Unit: HRC, T4F, 355/55-625 Tire - Includes:

010-1130	RT80 T4 (BASIC)	
270-6764	RT80 T4F PROD DECAL KIT	
205-0009	TIRE/WHEEL ASSY (355/55-625),LT, BUFF	2 Included
205-0010	TIRE/WHEEL ASSY (355/55-625 ),RT, BUFF	2 Included
350-3847	TIER 4 ENGINE SUB	

**Total \$77,044.00 T****RT80T4 STANDARD #2**

**RT80T4-2** Base Unit: HRC, T4F, 31 X 10 Solid Tire - Includes:

010-1130	RT80 T4 (BASIC)	
270-6764	RT80 T4F PROD DECAL KIT	
205-1162	TIRE & WHEEL (31 X 10, SOLID, LH)	2 Included
205-1163	TIRE & WHEEL (31 X 10, SOLID, RH)	2 Included
350-3847	TIER 4 ENGINE SUB	

**Total \$78,394.25 T**

**NOTE: If RT80 is not equipped with a backhoe, the counterweight kit is required.**

**SUGGESTED PRICE LIST  
(F.O.B. PERRY, OKLAHOMA)**
**Effective August 1, 2017**

PART NO.	DESCRIPTION	MSRP (USD)	
<b>BASIC POWER UNIT</b>			
<b>010-1130</b>	RT80 T4 (BASIC)	\$59,431.00	T
	Shipped with: 350-3847 TIER 4 ENGINE SUB	\$14,603.34	T
		\$74,034.34	T
<b>OR</b>			
<b>010-1130</b>	RT80 T4 (BASIC)	\$59,431.00	T
	Shipped with: 350-3848 ROW ENGINE SUB (less regulated countries)	\$14,603.34	T
		\$74,034.34	T
<b>DECAL KITS – RT80T4 (Select one)</b>			
270-6764	RT80 T4F PROD DECAL KIT	\$32.28	C
<b>TRANSLATION DECAL KITS – (Select if translation needed)</b>			
270-5461	RT80/RT80Q PROD DECAL KIT FR	\$65.65	C
270-5458	RT80/RT80Q PROD DECAL KIT GR	\$65.65	C
270-5460	RT80/RT80Q PROD DECAL KIT IT	\$65.65	C
270-5459	RT80/RT80Q PROD DECAL KIT SP	\$65.65	C
270-6966	RT80/RT80Q PROD DECAL KIT SW	\$65.65	C
270-6765	RT80 T4F ISO DECAL KIT	\$46.61	C
		\$112.26	C
<b>NOTE: ISO decal kit will be shipped with all translation decals and any basic unit shipped outside the United States.</b>			
<b>TIRES/WHEELS (Select one)</b>			
205-0009	TIRE/WHEEL ASSY (355/55-625),LT, BUFF	2 required \$898.90	C
	Shipped with: 205-0010 TIRE/WHEEL ASSY (355/55-625 ),RT, BUFF	2 required \$898.90	C
		\$3,595.60	C
205-1162	TIRE & WHEEL (31 X 10, SOLID, LH)	2 required \$1,229.91	C
	Shipped with: 205-1163 TIRE & WHEEL (31 X 10, SOLID, RH)	2 required \$1,229.91	C
		\$4,919.64	C
205-0013	TIRE/WHEEL ASSY URT(355/55-625),LT, BUFF	2 required \$1,272.60	C
	Shipped with: 205-0014 TIRE/WHEEL ASSY URT(355/55-625),RT, BUFF	2 required \$1,272.60	C
		\$5,090.40	C
<b>BACKFILL BLADE (Select)</b>			
300-4338	BACKFILL BLADE ASSY. (72")	\$1,451.63	C
	Shipped with: 602-979 RT80Q/95/100/115/120 TILT BLD SHIP KIT	\$866.61	C
		\$2,318.24	C
<b>FRONT OPTION (Required when not ordering A820)</b>			
362-1558	COWL ASSEMBLY (Select if no Aux Hyd Manifold)	\$798.04	T
	Shipped with: 350-3755 GRILL AND COWL HARDWARE	\$290.00	T
		\$1,088.04	T
362-1622	COWL ASSEMBLY (TRIM OPTION) (Select for Aux Hyd Manifold)	\$723.06	T
	Shipped with: 350-3755 GRILL AND COWL HARDWARE	\$290.00	T
		\$1,013.06	T

**SUGGESTED PRICE LIST  
(F.O.B. PERRY, OKLAHOMA)****Effective August 1, 2017**

PART NO.	DESCRIPTION	MSRP (USD)
<b>COUNTERWEIGHT (Optional)</b>		
350-3656	COUNTER WEIGHT ASSEMBLY (15 PLT) (Required if not equipped with front attachment or H853)	\$4,390.83 T
350-4820	COUNTER WEIGHT ASSEMBLY (19 PLT) (Required if equipped with H853 with no front attachment)	\$5,536.25 C
350-4452	BACKHOE COUNTERWEIGHT KIT (Required if equipped with H853 and A820)	\$663.06 C
<b>ORANGE INTEL™ OPTIONS (Select one)</b>		
350-5371	GPS ONLY FOR GPS-READY <b>Note: Equipment Registration Activates GPS and Telematics Boxes</b>	\$530.00 D
<b>ORANGE INTEL™ SERVICE PLAN OPTIONS (Optional)</b>		
240-1118	1 Year Data Service Plan GPS ONLY <b>Note: Sold in One Year Increments</b>	\$299.40 A
<b>TRACTOR ACCESSORIES (Optional)</b>		
190-1990	4 POST ROPS (Select for HRC)	\$1,922.60 T
190-1997	WORK LIGHT KIT	\$310.34 C
190-1998	FLASHER LIGHT KIT	\$171.90 C
190-2031	AUXILIARY HYDRAULIC MANIFOLD KIT RT80Q	\$455.70 C
350-2155	EDC BACK-UP ALARM KIT	\$112.18 C
375-0020	WHEEL WEIGHT (24" RIM, 350#), BLACK	\$631.24 C
350-4395	WHEEL WEIGHT BOLT KIT	\$68.96 C
350-4840	REAR AXLE STEERING STOPS (required when mounting MT12 Saw)	\$77.25 C

**REAR MOUNTED ATTACHMENTS**

Trenching - See H810 and H813 in Rear Attachment price sheet

Plow - See H832 in Rear Attachment price sheet

Combo- See H853 in Rear Attachment price sheet

Microtrencher - See MT12 in Rear Attachment price sheet

**FRONT MOUNTED ATTACHMENTS**

Backhoe - See A820 in Front Attachment price sheet

Roto Witch® Attachment - See Roto Witch® price sheet

Reel Carrier - See RC80 in Front Attachment price sheet

**SUGGESTED PRICE LIST  
(F.O.B. PERRY, OKLAHOMA)****Effective August 1, 2017**

PART NO.	DESCRIPTION	MSRP (USD)
----------	-------------	------------

**INSTALLATION CHARGES**

Additional charge for factory installed attachments and accessories

Install counterweight kit	\$80.00	A
Install reel carrier	\$240.00	A
Install 6-way tilt backfill blade	\$80.00	A
Install auxiliary manifold kit	\$80.00	A
Install boom, chain and augers	\$120.00	A
Install H810 trencher	\$160.00	A
Install H813 trencher	\$160.00	A
Install H832 plow	\$320.00	A
Install H853 combo	\$320.00	A
Install MT12 attachment	\$200.00	A
Install A820 backhoe and walkway	\$160.00	A
Install Roto Witch® boring attachment	\$120.00	A
Install trench cleaner	\$80.00	A
Install nose cone counterweight	\$80.00	A
Install environmentally compatible fluids	\$710.00	A

**SPECIAL PAINT**

Special color charge is per each unit - specify color code. (If first time color order, please provide 2"x3" color chip.)

From the time of confirmation, any special paint order is non-cancelable and non-returnable.

Please allow 30 days from time of order to delivery.

Orders with less than 30 days from order to delivery are subject to applicable surcharge(s).

Prices do not include the application of special or branded paints; i.e.) DuPont, Sherwin-Williams, PPG, metallic or base coat / clear coat.

Charges do not include price of paint.

Call for Pricing A



CONFIDENTIAL

RT80Q

Changes since the July 1, 2017 price list:

Effective August 1, 2017

**SUGGESTED PRICE LIST  
(F.O.B. PERRY, OKLAHOMA)**

Effective August 1, 2017

PART NO.	DESCRIPTION	MSRP (USD)
----------	-------------	------------

**STANDARD UNIT**

The **Ditch Witch® Model RT80Q** hydrostatic unit can be used with a variety of front and rear attachments. The basic power unit is priced less all options and attachments. Select these items from the appropriate lists. The basic power unit includes the following:

- Deutz TD 3.6 L4 water cooled diesel engine (74 hp gross @ 2,500 rpm)  
EPA Tier 4, EU Stage IIIB compliant

**OR**

- Deutz TD 3.6 L4 water cooled diesel engine (74 hp gross @ 2,500 rpm)  
EPA Tier 4i, EU stage IIIA compliant

- Four-wheel drive
- 2 - post Roll Over Protective Structure
- Hand throttle
- Cruise control
- Rear steer
- Quad track assembly
- 3 speed "shift on the fly" ground drive
- Automotive type steering on oscillating Carraro front differential
- Enclosed and lubricated ground drive gearbox
- Infinitely variable hydrostatic attachment drive
- Deluxe adjustable operator's seat
- Seat belt
- Parking brake
- 12 volt electric start
- Integrated Digital Gauge Display (gauges, interlock, indicators, and diagnostic)
- Air filter restriction indicator

If you select a standard machine configuration, you must also order the "shipped with" items listed below.

**RT80Q STANDARD #1**

<b>RT80QA-2</b>	Base Unit: HRC - Includes:	
010-1121	RT80 QUAD T4 (BASIC)	
350-3847	TIER 4 ENGINE SUB	
270-5421	RT80Q PROD DECAL KIT	
350-2552	LEFT TRACK ASSEMBLY	2 Included
350-2553	RIGHT TRACK ASSEMBLY	2 Included
350-3637	HUB ADAPTER SUB ASSEMBLY	4 Included

**Total \$111,416.13 T****RT80Q STANDARD #2**

<b>RT80QA-1</b>	Base Unit: LRC - Includes:	
010-1121	RT80 QUAD T4 (BASIC)	
350-3848	ROW ENGINE SUB	
270-5421	RT80Q PROD DECAL KIT	
350-2552	LEFT TRACK ASSEMBLY	2 Included
350-2553	RIGHT TRACK ASSEMBLY	2 Included
350-3637	HUB ADAPTER SUB ASSEMBLY	4 Included

**Total \$98,250.17 T**

**NOTES:** If RT80Q is not equipped with a backhoe, the counterweight kit is required.

**SUGGESTED PRICE LIST  
(F.O.B. PERRY, OKLAHOMA)**

**Effective August 1, 2017**

PART NO.	DESCRIPTION	MSRP (USD)	
<b>DECAL KITS – RT80Q (Select one)</b>			
270-5421	RT80Q PROD DECAL KIT	\$20.48	C
<b>TRANSLATION DECAL KITS – (Select if translation needed)</b>			
270-5461	RT80/RT80Q PROD DECAL KIT FR	\$65.65	C
270-5458	RT80/RT80Q PROD DECAL KIT GR	\$65.65	C
270-5460	RT80/RT80Q PROD DECAL KIT IT	\$65.65	C
270-5459	RT80/RT80Q PROD DECAL KIT SP	\$65.65	C
270-6966	RT80/RT80Q PROD DECAL KIT SW	\$65.65	C
270-5457	RT80Q PROD ISO DECAL KIT	\$32.40	C
		\$98.05	C
<b>NOTE: ISO decal kit will be shipped with all translation decals and any basic unit shipped outside the United States.</b>			
<b>TRACK ASSEMBLY (Select one)</b>			
350-2552	LEFT TRACK ASSEMBLY	2 required \$8,658.62	T
	Shipped with: 350-2553 RIGHT TRACK ASSEMBLY	2 required \$8,658.62	T
	350-3637 HUB ADAPTER SUB ASSEMBLY	4 required \$785.22	T
		\$37,775.36	T
<b>BACKFILL BLADE (Optional)</b>			
300-4321	BACKFILL BLADE ASSY. (80")	\$1,610.89	C
	Shipped with: 602-979 RT80Q/95/100/115/120 TILT BLD SHIP KIT	\$866.61	C
	350-2503 BFB ARM & ARM HYDRAULICS	\$2,910.97	C
		\$5,388.47	C
<b>FRONT OPTION (Required when not ordering A820)</b>			
362-1558	COWL ASSEMBLY (Select if no Aux Hyd Manifold)	\$798.04	T
	Shipped with: 350-3755 GRILL AND COWL HARDWARE	\$290.00	T
		\$1,088.04	T
362-1622	COWL ASSEMBLY (TRIM OPTION) (Select for Aux Hyd Manifold)	\$723.06	T
	Shipped with: 350-3755 GRILL AND COWL HARDWARE	\$290.00	T
		\$1,013.06	T
<b>COUNTERWEIGHT (Optional)</b>			
350-3656	COUNTER WEIGHT ASSEMBLY (15 PLT)	\$4,390.83	T
<b>(Required if RT80Q is not equipped with backhoe or reel carrier.)</b>			
<b>ORANGE INTEL™ OPTIONS (Select one)</b>			
350-5371	GPS ONLY FOR GPS-READY	\$530.00	D
<b>Note: Equipment Registration Activates GPS and Telematics Boxes</b>			
<b>ORANGE INTEL™ SERVICE PLAN OPTIONS (Optional)</b>			
240-1118	1 Year Data Service Plan GPS ONLY	\$299.40	A
<b>Note: Sold in One Year Increments</b>			

**SUGGESTED PRICE LIST  
(F.O.B. PERRY, OKLAHOMA)****Effective August 1, 2017**

PART NO.	DESCRIPTION	MSRP (USD)
<b>TRACTOR ACCESSORIES (Optional)</b>		
190-1730	4 POST ROPS KIT (Select for LRC)	\$1,261.94 T
190-1990	4 POST ROPS (Select for HRC)	\$1,922.60 T
190-1997	WORK LIGHT KIT	\$310.34 C
190-1998	FLASHER LIGHT KIT	\$171.90 C
191-285	CYLINDER GUARD KIT	\$68.71 C
190-2031	AUXILIARY HYDRAULIC MANIFOLD KIT RT80Q	\$455.70 C
350-2155	EDC BACK-UP ALARM KIT	\$112.18 C
190-2122	RT80Q T4F UPTIME KIT	\$824.30 B

**REAR MOUNTED ATTACHMENTS**

Trenching - See H810 and H813 in Rear Attachment price sheet

Plow - See H832 in Rear Attachment price sheet

Combo- See H853 in Rear Attachment price sheet

**FRONT MOUNTED ATTACHMENTS**

Backhoe - See A820 in Front Attachment price sheet

Roto Witch® Attachment - See Roto Witch® price sheet

Reel Carrier - See RC80 in Front Attachment price sheet

**INSTALLATION CHARGES**

Additional charge for factory installed attachments and accessories

Install counterweight kit	\$80.00 A
Install reel carrier	\$240.00 A
Install 6-way tilt backfill blade	\$80.00 A
Install auxiliary manifold kit	\$80.00 A
Install boom, chain and augers	\$120.00 A
Install H810 trencher	\$160.00 A
Install H813 trencher	\$160.00 A
Install H832 plow	\$320.00 A
Install H853 combo	\$320.00 A
Install A820 backhoe and walkway	\$160.00 A
Install Roto Witch® boring attachment	\$120.00 A
Install trench cleaner	\$80.00 A
Install nose cone counterweight	\$80.00 A
Install environmentally compatible fluids	\$710.00 A

**SPECIAL PAINT**

Special color charge is per each unit - specify color code. (If first time color order, please provide 2"x3" color chip.)

From the time of confirmation, any special paint order is non-cancelable and non-returnable.

Please allow 30 days from time of order to delivery.

Orders with less than 30 days from order to delivery are subject to applicable surcharge(s).

Prices do not include the application of special or branded paints; i.e.) DuPont, Sherwin-Williams, PPG, metallic or base coat / clear coat.

Charges do not include price of paint.

Call for Pricing A





CONFIDENTIAL

**RT100 (less regulated)**

Changes since the July 1, 2017 price list:

Effective August 1, 2017



CONFIDENTIAL

RT100 (less regulated)

**SUGGESTED PRICE LIST  
(F.O.B. PERRY, OKLAHOMA)**

Effective August 1, 2017

PART NO.	DESCRIPTION	MSRP (USD)
----------	-------------	------------

**STANDARD UNIT**

The **Ditch Witch® Model RT100 Powershift** unit can be used with a trencher and a backhoe.

The basic power unit is priced less all options and attachments. Select these items from the appropriate lists.

The basic power unit includes the following:

- Deutz TCD3.6L4 water-cooled diesel engine (100 hp gross @ 2,300 rpm) EPA Tier 4i, EU Stage IIIB compliant
- OR
- Deutz TCD3.6L4 water-cooled diesel engine (100 hp gross @ 2,300 rpm) EPA Tier 3, EU Stage IIIA compliant
- Four-wheel drive
- 4 - post Roll Over Protective Structure
- Hand throttle
- Enclosed and lubricated gearbox
- Automotive type steering on oscillating Carraro front differential
- Deluxe adjustable operator's seat
- Seat belt
- Parking brake
- 12 volt electric start
- Air filter restriction indicator
- Test ports for system pressure
- Auxiliary hydraulic system pressure gauge
- 2 Speed Torque Converter Transmission
- Integrated Digital Gauge Display (gauges, interlock, indicators, and diagnostic)

If you select a standard machine configuration, you must also order the "shipped with" items listed below.

**RT100 STANDARD #1**

**RT100A-1** Base Unit: LRC, Frame tilt/RS, 4-Post - Includes:

010-1122	RT100 BASIC	
350-3904	ENGINE (less regulated countries)	
270-5485	RT100 PROD DECAL KIT	
350-1447	ASSY, RT120/100 REAR AXLE STEER/TILT	
350-1448	ASSY, RT120/RT100 W/O CAB KIT	
205-1126	T/W (38 X 18.00-20,16PLY)	4 Included

**Total \$92,205.58 T****RT100 STANDARD #2**

**RT100A-2** Base Unit: LRC, Rear Stear, 4-Post - Includes:

010-1122	RT100 BASIC	
350-3904	ENGINE (less regulated countries)	
270-5485	RT100 PROD DECAL KIT	
350-1446	ASSY, RT120/100 REAR AXLE STEER/NO TILT	
350-1448	ASSY, RT120/RT100 W/O CAB KIT	
205-1126	T/W (38 X 18.00-20,16PLY)	4 Included

**Total \$89,602.88 T**

**NOTES: If RT100 is not equipped with a backhoe, the counterweight kit is required.**



CONFIDENTIAL

## RT100 (less regulated)

SUGGESTED PRICE LIST  
(F.O.B. PERRY, OKLAHOMA)

Effective August 1, 2017

PART NO.	DESCRIPTION	MSRP (USD)	
<b>BASIC POWER UNIT</b>			
<b>010-1122</b>	RT100 BASIC	\$60,066.69	T
	Shipped with: 350-3903 T4i ENGINE	\$14,738.86	T
		\$74,805.55	T
<b>OR</b>			
<b>010-1122</b>	RT100 BASIC	\$60,066.69	T
	Shipped with: 350-3904 ENGINE (less regulated countries)	\$14,738.86	T
		\$74,805.55	T
<b>DECAL KITS – RT100 (Select one)</b>			
270-5485	RT100 PROD DECAL KIT	\$21.00	C
<b>TRANSLATION DECAL KITS – (Select if translation needed)</b>			
270-5487	RT100 PROD DECAL KIT FR	\$97.50	C
270-5488	RT100 PROD DECAL KIT GR	\$97.50	C
270-5489	RT100 PROD DECAL KIT IT	\$97.50	C
270-5490	RT100 PROD DECAL KIT SP	\$97.50	C
270-5486	RT100 PROD ISO DECAL KIT	\$31.00	C
		\$128.50	C
<b>NOTE: ISO decal kit will be shipped with all translation decals and any basic unit shipped outside the United States.</b>			
<b>REAR DIFFERENTIAL / TILT OPTIONS (Select one)</b>			
350-1446	ASSY, RT120/100 REAR AXLE STEER/NO TILT	\$7,472.68	T
350-1447	ASSY, RT120/100 REAR AXLE STEER/TILT	\$9,020.09	T
350-1474	ASSY, RT120/100 REAR AXLE RIGID/NO TILT	\$5,300.64	T
350-1475	ASSY, RT120/100 REAR AXLE RIGID/TILT	\$7,213.83	T
<b>ROPS KITS (Select one)</b>			
350-1448	ASSY, RT120/RT100 W/O CAB KIT	\$4,535.38	T
350-1449	ASSY, RT120/RT100 CAB KIT	\$15,750.01	T
	Shipped with: 350-1451 ASSY, RT120/RT100 HEAT & A/C	\$5,621.39	T
	350-1402 ASSY, RT LIGHT KIT W/BLACK BROW CANOPY	\$1,187.30	T
		\$22,558.70	T
<b>BACKFILL BLADE</b>			
300-8635	LOW ANGLE BACKFILL BLADE, 80"	\$1,692.61	C
	Shipped with: 602-979 RT80Q/95/100/115/120 TILT BLD SHIP KIT	\$866.61	C
		\$2,559.22	C
<b>TIRES/WHEELS (Select one)</b>			
205-1126	T/W (38 X 18.00-20,16PLY)	4 required \$961.15	\$3,844.60 C
<b>COUNTERWEIGHT (Optional)</b>			
350-1416	ASSY, NOSE WEIGHT	\$2,869.78	T
350-1431	ASSY, SIDE COUNTERWEIGHTS	\$1,181.68	T
<b>(Nose weight is required if RT100 is not equipped with backhoe or reel carrier.)</b>			

Supersedes All Previous Price Lists---Prices Subject to Change Without Notice

The Charles Machine Works, Inc.; PO Box 66; Perry, OK 73077

(RT100 (less regulated) - 126)



CONFIDENTIAL

RT100 (less regulated)

**SUGGESTED PRICE LIST  
(F.O.B. PERRY, OKLAHOMA)**

Effective August 1, 2017

PART NO.	DESCRIPTION	MSRP (USD)
<b>ORANGE INTEL™ OPTIONS (Select one)</b>		
350-5371	GPS ONLY FOR GPS-READY <b>Note: Equipment Registration Activates GPS and Telematics Boxes</b>	\$530.00 D
<b>ORANGE INTEL™ SERVICE PLAN OPTIONS (Optional)</b>		
240-1118	1 Year Data Service Plan GPS ONLY <b>Note: Sold in One Year Increments</b>	\$299.40 A
<b>TRACTOR ACCESSORIES (Optional)</b>		
190-1307	EC Kit	\$37.48 C
350-1402	ASSY, RT LIGHT KIT W/BLACK BROW CANOPY	\$1,187.30 T
190-2048	RT100 MANIFOLD KIT W/O FRONT ATT	\$721.45 C
190-2271	RT100 MANIFOLD KIT W/ FRONT ATT	\$556.98 C
190-1902	KIT, CYLINDER GUARD	\$52.34 C
350-1452	ASSY, BACKUP ALARM KIT	\$110.01 T
350-1497	ASSY, STACK GUARD	\$325.27 C
190-2623	PAD HEATER COLD START KIT	\$355.87 C
190-2147	RT100 T4i UPTIME KIT	\$770.00 B

**REAR MOUNTED ATTACHMENTS**

Trenching - See M910 and M912 in Rear Attachment price sheet

**FRONT MOUNTED ATTACHMENTS**

Backhoe - See A920 in Front Attachment price sheet

Roto Witch® Attachment - See Roto Witch® price sheet

**INSTALLATION CHARGES**

Additional charge for factory installed attachments and accessories

Install 6-way tilt backfill blade	\$80.00 A
Install boom, chain and augers	\$120.00 A
Install M910 centerline trencher	\$320.00 A
Install M912 centerline trencher	\$320.00 A
Install A920 backhoe and walkway	\$320.00 A
Install Roto Witch® boring attachment	\$120.00 A
Install hydraulic trench cleaner	\$120.00 A
Install reel carrier	\$240.00 A
Install nose cone counterweight	\$80.00 A
Install front counterweight	\$80.00 A
Install dual battery kit	\$80.00 A
Install environmentally compatible fluids	\$1,021.00 A



CONFIDENTIAL

RT100 (less regulated)

**SUGGESTED PRICE LIST  
(F.O.B. PERRY, OKLAHOMA)**

**Effective August 1, 2017**

PART NO.	DESCRIPTION	MSRP (USD)
----------	-------------	------------

**SPECIAL PAINT**

Special color charge is per each unit - specify color code. (If first time color order, please provide 2"x3" color chip.)

From the time of confirmation, any special paint order is non-cancelable and non-returnable.

Please allow 30 days from time of order to delivery.

Orders with less than 30 days from order to delivery are subject to applicable surcharge(s).

Prices do not include the application of special or branded paints; i.e.) DuPont, Sherwin-Williams, PPG, metallic or base coat / clear coat.

Charges do not include price of paint.

Call for Pricing A



CONFIDENTIAL

RT105

Changes since the July 1, 2017 price list:

Effective August 1, 2017

**SUGGESTED PRICE LIST  
(F.O.B. PERRY, OKLAHOMA)****Effective August 1, 2017**

PART NO.	DESCRIPTION	MSRP (USD)
----------	-------------	------------

**STANDARD UNIT**

The Ditch Witch® Model RT105 Powershift unit can be used with a trencher and a backhoe.

The basic power unit is priced less all options and attachments. Select these items from the appropriate lists.

The basic power unit includes the following:

- Deutz TCD3.6L4 water-cooled diesel engine (107 hp gross @ 2,300 rpm) EPA Tier 4 Final, EU Stage IV compliant
- Four-wheel drive
- 6 - post Roll Over Protective Structure
- Hand throttle
- Tilt frame
- Rear steer
- Enclosed and lubricated gearbox
- Automotive type steering on oscillating Carraro front differential
- Deluxe adjustable operator's seat with 120° rotation
- Seat belt
- Parking brake
- 12 volt electric start
- Test ports for system pressure
- 2 Speed torque converter transmission
- Digital color display integrated in operator's console

**RT105 BASIC UNIT - Includes:**

RT105 Base	\$84,797.22	T
Includes: Basic Assembly, Production Decal Kit, Low Angle Backfill Blade, Ship Kit		
Shipped with: RT105 Engine HRC	\$29,970.00	T
	<b>\$114,767.22</b>	<b>T</b>

**NOTES: If RT105 is not equipped with a backhoe, the counterweight kit is required.**

**TRANSLATION DECALS – (Select if translation needed)**

Foreign Decals	\$14.84	T
ISO Decals	\$80.32	T

**NOTE: ISO decals will be shipped with all translation decals and any basic unit shipped outside the United States.**

**OPERATOR STATION OPTIONS (Select one)**

RT105 4-Post	(Open Station, No Operator Dampening)	\$7,500.00	T
RT105 4-Post	(Open Station, Operator Dampening)	\$7,500.00	T
RT105 Cab		\$30,500.00	T

**SUGGESTED PRICE LIST  
(F.O.B. PERRY, OKLAHOMA)****Effective August 1, 2017**

PART NO.	DESCRIPTION	MSRP (USD)
<b>OPERATOR DAMPENING OPTIONS (Select one)</b>		
	Standard Seat (No Operator Dampening)	\$450.00 T
	Operator Dampening (Operator Dampening)	\$1,946.27 T
<b>TIRES/WHEELS (Select one)</b>		
	38 X 18-20 16PLY 4 Included	\$4,242.00 T
	Shipping Wheels (if being shipped via vessel) 4 Included	\$808.00 T
<b>REAR DIFFERENTIAL / TILT OPTIONS (Select one)</b>		
	Rear Steer Diff	\$6,500.00 T
	Rear Steer Tilt Diff	\$7,400.00 T
	Rigid Diff	\$5,000.00 T
	Rigid Tilt Diff	\$5,900.00 T
<b>MANIFOLD KIT (Optional)</b>		
	Manifold Kit	\$664.35 T
<b>COUNTERWEIGHT (Optional)</b>		
350-4677	ASSY, NOSE WEIGHT	\$2,813.51 T
350-1431	ASSY, SIDE COUNTERWEIGHTS	\$1,181.68 T
<b>(Nose weight is required if RT105 is not equipped with backhoe or reel carrier.)</b>		
<b>TRACTOR ACCESSORIES (Optional)</b>		
350-4656	LIGHT KIT	\$1,650.00 T
191-285	CYLINDER GUARD KIT	\$68.71 C
191-1039	BACKUP ALARM KIT	\$75.00 T
350-1537	Exhaust Cover (Guard)	\$675.00 T
190-2623	PAD HEATER COLD START KIT	\$355.87 C
190-2643	SOFTCAB	\$1,988.00 C
350-5065	WEIGHT RACK KIT	\$2,435.00 T
350-5066	EXTENDED WEIGHT RACK KIT	\$2,435.00 T
375-369	WEIGHT CASTING	\$151.96 C

**REAR MOUNTED ATTACHMENTS**

Trenching - See CT100M and DT100M in Rear Attachment price sheet

**FRONT MOUNTED ATTACHMENTS**

Backhoe - See BH120 in Front Attachment price sheet

Roto Witch® Attachment - See Roto Witch® price sheet



**SUGGESTED PRICE LIST  
(F.O.B. PERRY, OKLAHOMA)****Effective August 1, 2017**

PART NO.	DESCRIPTION	MSRP (USD)
<b>INSTALLATION CHARGES</b>		
	Additional charge for factory installed attachments and accessories	
	Install 6-way tilt backfill blade	\$80.00 A
	Install boom, chain and augers	\$120.00 A
	Install CT100M centerline trencher	\$320.00 A
	Install DT100M dual pivot trencher	\$320.00 A
	Install BH120 backhoe and walkway	\$320.00 A
	Install Roto Witch® boring attachment	\$120.00 A
	Install hydraulic trench cleaner	\$120.00 A
	Install reel carrier	\$240.00 A
	Install side counterweight	\$80.00 A
	Install front counterweight	\$80.00 A
	Install environmentally compatible fluids	\$1,021.00 A

**SPECIAL PAINT**

Special color charge is per each unit - specify color code. (If first time color order, please provide 2"x3" color chip.)

From the time of confirmation, any special paint order is non-cancelable and non-returnable.

Please allow 30 days from time of order to delivery.

Orders with less than 30 days from order to delivery are subject to applicable surcharge(s).

Prices do not include the application of special or branded paints; i.e.) DuPont, Sherwin-Williams, PPG, metallic or base coat / clear coat.

Charges do not include price of paint.

Call for Pricing A



CONFIDENTIAL

**RT120 (less regulated)**

**Changes since the July 1, 2017 price list:**

**Effective August 1, 2017**



CONFIDENTIAL

## RT120 (less regulated)

SUGGESTED PRICE LIST  
(F.O.B. PERRY, OKLAHOMA)

Effective August 1, 2017

PART NO.	DESCRIPTION	MSRP (USD)
----------	-------------	------------

**STANDARD UNIT**

The **Ditch Witch® Model RT120** hydrostatic unit can be used with a variety of front and rear attachments.

The basic power unit is priced less all options and attachments. Select these items from the appropriate lists.

The basic power unit includes the following:

- Deutz TCD 3.6 L4 water-cooled diesel engine (121 hp gross @ 2300 rpm) EPA Tier 4i, EU Stage IIIB compliant
- OR
- Deutz TCD 3.6 L4 water-cooled diesel engine (121 hp gross @ 2300 rpm) EPA Tier 3, EU Stage IIIA compliant
- Four-wheel drive
- 4 - post Roll Over Protective Structure
- Hand throttle
- Automotive type steering on oscillating Carraro front differential
- Enclosed and lubricated gearbox
- Deluxe adjustable operator's seat
- Seat belt
- Parking brake
- 12 volt electric start
- Air filter restriction indicator
- Test ports for system pressure
- Integrated Digital Gauge Display (gauges, interlock, indicators, and diagnostic)
- Auxiliary hydraulic system pressure gauge

If you select a standard machine configuration, you must also order the "shipped with" items listed below.

**RT120 STANDARD #1**

**RT120A-1** Base Unit: LRC, Frame tilt/RS, 4-Post - Includes:

010-1123	ASSY, RT120	
350-1421	ASSY, RT120 ROW ENGINE SUB	
270-5473	RT120 PROD DECAL KIT	
350-1447	ASSY, RT120/100 REAR AXLE STEER/TILT	
350-1448	ASSY, RT120/RT100 W/O CAB KIT	
205-1126	T/W (38 X 18.00-20,16PLY)	4 Included

**Total \$112,506.51 T****RT120 STANDARD #2**

**RT120A-2** Base Unit: LRC, Rear Stear, 4-Post - Includes:

010-1123	ASSY, RT120	
350-1421	ASSY, RT120 ROW ENGINE SUB	
270-5473	RT120 PROD DECAL KIT	
350-1446	ASSY, RT120/100 REAR AXLE STEER/NO TILT	
350-1448	ASSY, RT120/RT100 W/O CAB KIT	
205-1126	T/W (38 X 18.00-20,16PLY)	4 Included

**Total \$109,945.09 T**

**NOTES: If RT120 is not equipped with a backhoe or reel carrier, the counterweight kit is required.**



CONFIDENTIAL

## RT120 (less regulated)

SUGGESTED PRICE LIST  
(F.O.B. PERRY, OKLAHOMA)

Effective August 1, 2017

PART NO.	DESCRIPTION	MSRP (USD)	
<b>BASIC POWER UNIT</b>			
<b>010-1123</b>	ASSY, RT120	\$75,503.27	T
	Shipped with: 350-1341 ASSY, RT120 T4i ENGINE SUB	\$19,087.71	T
		\$94,590.98	
<b>OR</b>			
<b>010-1123</b>	ASSY, RT120	\$75,503.27	T
	Shipped with: 350-1421 ASSY, RT120 ROW ENGINE SUB	\$19,469.46	T
		\$94,972.73	
<b>DECAL KITS – RT120 (Select one)</b>			
270-5473	RT120 PROD DECAL KIT	\$16.24	C
<b>TRANSLATION DECAL KITS – (Select if translation needed)</b>			
270-5475	RT120 PROD DECAL KIT FR	\$101.04	C
270-5476	RT120 PROD DECAL KIT GR	\$101.04	C
270-5477	RT120 PROD DECAL KIT IT	\$101.04	C
270-5478	RT120 PROD DECAL KIT SP	\$101.04	C
270-5474	RT120 PROD ISO DECAL KIT	\$30.79	C
		\$131.83	C
<b>NOTE: ISO decal kit will be shipped with all translation decals and any basic unit shipped outside the United States.</b>			
<b>REAR DIFFERENTIAL / TILT OPTIONS (Select one)</b>			
350-1446	ASSY, RT120/100 REAR AXLE STEER/NO TILT	\$7,472.68	T
350-1447	ASSY, RT120/100 REAR AXLE STEER/TILT	\$9,020.09	T
350-1474	ASSY, RT120/100 REAR AXLE RIGID/NO TILT	\$5,300.64	T
350-1475	ASSY, RT120/100 REAR AXLE RIGID/TILT	\$7,213.83	T
<b>ROPS KITS (Select one)</b>			
350-1448	ASSY, RT120/RT100 W/O CAB KIT	\$4,535.38	T
350-1449	ASSY, RT120/RT100 CAB KIT	\$15,750.01	T
	Shipped with: 350-1451 ASSY, RT120/RT100 HEAT & A/C	\$5,621.39	T
	350-1402 ASSY, RT LIGHT KIT W/BLACK BROW CANOPY	\$1,187.30	T
	350-1495 ASSY, AC PARTS 120 ONLY	\$245.34	T
		\$22,804.04	T
350-1450	ASSY, RT120 W/ HD ROPS	\$5,008.05	T
<b>BACKFILL BLADE</b>			
300-8635	LOW ANGLE BACKFILL BLADE, 80"	\$1,692.61	C
	Shipped with: 602-979 RT80Q/95/100/115/120 TILT BLD SHIP KIT	\$866.61	C
		\$2,559.22	C



CONFIDENTIAL

## RT120 (less regulated)

**SUGGESTED PRICE LIST  
(F.O.B. PERRY, OKLAHOMA)**

Effective August 1, 2017

PART NO.	DESCRIPTION	MSRP (USD)
<b>TIRES/WHEELS (Select one)</b>		
205-1126	T/W (38 X 18.00-20,16PLY) 4 required	\$961.15 \$3,844.60 C
<b>COUNTERWEIGHTS (Optional)</b>		
350-1416	ASSY, NOSE WEIGHT	\$2,869.78 T
350-1431	ASSY, SIDE COUNTERWEIGHTS	\$1,181.68 T
<b>(Nose weight is required if RT120 is not equipped with backhoe or reel carrier.)</b>		
<b>ORANGE INTEL™ OPTIONS (Select one)</b>		
350-5371	GPS ONLY FOR GPS-READY	\$530.00 D
<b>Note: Equipment Registration Activates GPS and Telematics Boxes</b>		
<b>ORANGE INTEL™ SERVICE PLAN OPTIONS (Optional)</b>		
240-1118	1 Year Data Service Plan GPS ONLY	\$299.40 A
<b>Note: Sold in One Year Increments</b>		
<b>TRACTOR ACCESSORIES (Optional)</b>		
190-1307	EC Kit	\$37.48 C
350-1402	ASSY, RT LIGHT KIT W/BLACK BROW CANOPY (Ships standard with cab)	\$1,187.30 T
190-1884	ASSY, RT120/Q HYD MANIFOLD KIT	\$666.30 C
190-2046	MANIFOLD KIT W/O FRONT ATTACHMENT	\$666.30 C
190-1902	KIT, CYLINDER GUARD	\$52.34 C
350-1452	ASSY, BACKUP ALARM KIT (Required when mounting any saw)	\$110.01 T
350-1497	ASSY, STACK GUARD	\$325.27 C
350-1453	ASSY, EXTENDED WEIGHT RACK	\$4,495.99 T
375-080	COUNTERWEIGHT (100 LBS)	\$144.40 C
190-2623	PAD HEATER COLD START KIT	\$355.87 C
190-2142	RT120 T4i UPTIME KIT	\$685.00 B

**REAR MOUNTED ATTACHMENTS**

Trenching - See H910 and H911 in Rear Attachment price sheet

Plow - See H932 in Rear Attachment price sheet

Combo- See H952 in Rear Attachment price sheet

Saw- See H942, H1140, HD930, HD940 and HD946 in Rear Attachment price sheet

**FRONT MOUNTED ATTACHMENTS**

Backhoe - See A920 in Front Attachment price sheet

Roto Witch® Attachment - See Roto Witch® price sheet

Reel Carrier - See RC120 in Front Attachment price sheet



CONFIDENTIAL

RT120 (less regulated)

**SUGGESTED PRICE LIST  
(F.O.B. PERRY, OKLAHOMA)**

Effective August 1, 2017

PART NO.	DESCRIPTION	MSRP (USD)
<b>INSTALLATION CHARGES</b>		
	Additional charge for factory installed attachments and accessories	
	Install 6-way tilt backfill blade	\$80.00 A
	Install boom, chain and augers	\$120.00 A
	Install H910 centerline trencher	\$320.00 A
	Install H911 traversing trencher	\$320.00 A
	Install H932 plow attachment	\$320.00 A
	Install H952 combo attachment	\$400.00 A
	Install H942 / H1140 saw	\$320.00 A
	Install saw segments	\$120.00 A
	Install A920 backhoe and walkway	\$320.00 A
	Install Roto Witch® boring attachment	\$120.00 A
	Install hydraulic trench cleaner	\$120.00 A
	Install reel carrier	\$240.00 A
	Install nose cone counterweight	\$80.00 A
	Install front counterweight	\$80.00 A
	Install rear engine support kit	\$120.00 A
	Install muffler support kit	\$40.00 A
	Install environmentally compatible fluids	\$1,021.00 A

**SPECIAL PAINT**

Special color charge is per each unit - specify color code. (If first time color order, please provide 2"x3" color chip.)

From the time of confirmation, any special paint order is non-cancelable and non-returnable.

Please allow 30 days from time of order to delivery.

Orders with less than 30 days from order to delivery are subject to applicable surcharge(s).

Prices do not include the application of special or branded paints; i.e.) DuPont, Sherwin-Williams, PPG, metallic or base coat / clear coat.

Charges do not include price of paint.

Call for Pricing A



CONFIDENTIAL

**RT120Q (less regulated)**

Changes since the July 1, 2017 price list:

Effective August 1, 2017



CONFIDENTIAL

RT120Q (less regulated)

**SUGGESTED PRICE LIST  
(F.O.B. PERRY, OKLAHOMA)**

Effective August 1, 2017

PART NO.	DESCRIPTION	MSRP (USD)
----------	-------------	------------

**STANDARD UNIT**

The **Ditch Witch® Model RT120Q** hydrostatic unit can be used with a variety of front and rear attachments. The basic power unit is priced less all options and attachments. Select these items from the appropriate lists. The basic power unit includes the following:

- Deutz TCD 3.6 L4 water-cooled diesel engine (121 hp gross @ 2300 rpm) EPA Tier 4i, EU Stage IIIB compliant
- OR
- Deutz TCD 3.6 L4 water-cooled diesel engine (121 hp gross @ 2300 rpm) EPA Tier 3, EU Stage IIIA compliant
- Four-wheel drive
- 4 - post Roll Over Protective Structure
- Hand throttle
- Cruise control
- Tilt frame
- Rear steer
- Quad track assembly
- 3 speed "shift on the fly" ground drive
- Automotive type steering on oscillating Carraro front differential
- Deluxe adjustable operator's seat
- Seat belt
- Parking brake
- 12 volt electric start
- Air filter restriction indicator
- Hydraulic filter restriction indicator
- Test ports for system pressure
- Auxiliary hydraulic system pressure gauge
- Integrated Digital Gauge Display (gauges, interlock, indicators, and diagnostic)

If you select a standard machine configuration, you must also order the "shipped with" items listed below.

**RT120Q STANDARD #1****RT120QA-1** Base Unit: LRC - Includes:

010-1117	ASSY, RT120Q T4i	
350-1421	ASSY, RT120 ROW ENGINE SUB	
270-5412	RT120Q PROD DECAL KIT	
350-3661	LEFT RT115Q TRACK ASSEMBLY	2 Included
350-3662	RIGHT RT115Q TRACK ASSEMBLY	2 Included
350-2385	TILT REAR AXLE SUB ASSEMBLY	
350-2318	ROPS ASSEMBLY	

**Total \$147,652.83 T**





CONFIDENTIAL

## RT120Q (less regulated)

SUGGESTED PRICE LIST  
(F.O.B. PERRY, OKLAHOMA)

Effective August 1, 2017

PART NO.	DESCRIPTION	MSRP (USD)	
<b>BASIC POWER UNIT</b>			
<b>010-1117</b>	ASSY, RT120Q T4i	\$68,696.84	T
	Shipped with: 350-1341 ASSY, RT120 T4i ENGINE SUB	\$19,087.71	T
		\$87,784.55	T
<b>OR</b>			
<b>010-1117</b>	ASSY, RT120Q T4i	\$68,696.84	T
	Shipped with: 350-1421 ASSY, RT120 ROW ENGINE SUB	\$19,469.46	T
		\$88,166.30	T
<b>DECAL KITS – RT120Q (Select one)</b>			
270-5412	RT120Q PROD DECAL KIT	\$17.88	C
<b>TRANSLATION DECAL KITS – (Select if translation needed)</b>			
270-5414	RT120Q PROD DECAL KIT FR	\$101.04	C
270-5415	RT120Q PROD DECAL KIT GR	\$101.04	C
270-5416	RT120Q PROD DECAL KIT IT	\$101.04	C
270-5417	RT120Q PROD DECAL KIT SP	\$101.04	C
270-5413	RT120Q PROD ISO DECAL KIT	\$26.29	C
		\$127.33	
<b>NOTE: ISO decal kit will be shipped with all translation decals and any basic unit shipped outside the United States.</b>			
<b>TRACK ASSEMBLIES (Select one)</b>			
350-3661	LEFT RT115Q TRACK ASSEMBLY	2 required \$10,854.51	T
350-3662	RIGHT RT115Q TRACK ASSEMBLY	2 required \$10,854.51	T
		\$43,418.04	T
<b>REAR DIFFERENTIAL (Select one)</b>			
350-2385	TILT REAR AXLE SUB ASSEMBLY	\$14,514.32	T
<b>ROPS KIT (Select one)</b>			
350-2318	ROPS ASSEMBLY	\$3,272.67	T
<b>BACKFILL BLADE (Optional)</b>			
300-4321	BACKFILL BLADE ASSY. (80")	\$1,610.89	C
	Shipped with: 602-979 RT80Q/95/100/115/120 TILT BLD SHIP KIT	\$866.61	C
	350-2347 BFB ARM & ARM HYDRAULICS	\$4,550.19	C
		\$7,027.69	C
<b>COUNTERWEIGHT (Optional)</b>			
350-1416	ASSY, NOSE WEIGHT	\$2,869.78	T
350-1431	ASSY, SIDE COUNTERWEIGHTS	\$1,181.68	T
<b>(Nose weight is required if RT120Q is not equipped with backhoe or reel carrier.)</b>			



CONFIDENTIAL

RT120Q (less regulated)

**SUGGESTED PRICE LIST  
(F.O.B. PERRY, OKLAHOMA)**

Effective August 1, 2017

PART NO.	DESCRIPTION	MSRP (USD)
<b>ORANGE INTEL™ OPTIONS (Select one)</b>		
350-5371	GPS ONLY FOR GPS-READY <b>Note: Equipment Registration Activates GPS and Telematics Boxes</b>	\$530.00 D
<b>ORANGE INTEL™ SERVICE PLAN OPTIONS (Optional)</b>		
240-1118	1 Year Data Service Plan GPS ONLY <b>Note: Sold in One Year Increments</b>	\$299.40 A
<b>TRACTOR ACCESSORIES (Optional)</b>		
190-1307	EC Kit	\$37.48 C
350-1402	ASSY, RT LIGHT KIT W/BLACK BROW CANOPY	\$1,187.30 T
190-1884	ASSY, RT120/Q HYD MANIFOLD KIT	\$666.30 C
190-2046	MANIFOLD KIT W/O FRONT ATTACHMENT	\$666.30 C
350-1452	ASSY, BACKUP ALARM KIT (Required when mounting any saw)	\$110.01 T
190-1902	KIT, CYLINDER GUARD	\$52.34 C
350-1497	ASSY, STACK GUARD	\$325.27 C
350-1453	ASSY, EXTENDED WEIGHT RACK	\$4,495.99 T
375-080	COUNTERWEIGHT (100 LBS)	\$144.40 C
190-2623	PAD HEATER COLD START KIT	\$355.87 C
190-2166	RT120Q T4i UPTIME KIT	\$715.00 B

**REAR MOUNTED ATTACHMENTS**

Trenching - See H910 and H911 in Rear Attachment price sheet

Plow - See H1032 in Rear Attachment price sheet

Combo- See H1052 in Rear Attachment price sheet

Saw- H1140, HD940 and HD946 in Rear Attachment price sheet

**FRONT MOUNTED ATTACHMENTS**

Backhoe - See A920 in Front Attachment price sheet

Roto Witch® Attachment - See Roto Witch® price sheet

Reel Carrier - See RC120 in Front Attachment price sheet



CONFIDENTIAL

RT120Q (less regulated)

**SUGGESTED PRICE LIST  
(F.O.B. PERRY, OKLAHOMA)**

Effective August 1, 2017

PART NO.	DESCRIPTION	MSRP (USD)
<b>INSTALLATION CHARGES</b>		
	Additional charge for factory installed attachments and accessories	
	Install 6-way tilt backfill blade	\$80.00 A
	Install backfill blade assembly – arm and hydraulics	\$320.00 A
	Install boom, chain and augers	\$120.00 A
	Install H910 centerline trencher	\$320.00 A
	Install H911 traversing trencher	\$320.00 A
	Install H1032 plow attachment	\$320.00 A
	Install H1052 plow attachment	\$320.00 A
	Install H942 / H1140 saw	\$320.00 A
	Install saw segments	\$120.00 A
	Install A920 backhoe and walkway	\$320.00 A
	Install Roto Witch® boring attachment	\$120.00 A
	Install hydraulic trench cleaner	\$120.00 A
	Install reel carrier	\$240.00 A
	Install nose cone counterweight	\$80.00 A
	Install front counterweight	\$80.00 A
	Install environmentally compatible fluids	\$1,021.00 A

**SPECIAL PAINT**

Special color charge is per each unit - specify color code. (If first time color order, please provide 2"x3" color chip.)  
From the time of confirmation, any special paint order is non-cancelable and non-returnable.  
Please allow 30 days from time of order to delivery.  
Orders with less than 30 days from order to delivery are subject to applicable surcharge(s).  
Prices do not include the application of special or branded paints; i.e.) DuPont, Sherwin-Williams, PPG, metallic or base coat / clear coat.  
Charges do not include price of paint.

Call for Pricing A



CONFIDENTIAL

RT125

Changes since the July 1, 2017 price list:

Effective August 1, 2017

**SUGGESTED PRICE LIST  
(F.O.B. PERRY, OKLAHOMA)****Effective August 1, 2017**

PART NO.	DESCRIPTION	MSRP (USD)
----------	-------------	------------

**STANDARD UNIT**

The **Ditch Witch® Model RT125** hydrostatic unit can be used with a variety of front and rear attachments.

The basic power unit is priced less all options and attachments. Select these items from the appropriate lists.

The basic power unit includes the following:

- Deutz TCD 3.6 L4 water-cooled diesel engine (121 hp gross @ 2300 rpm) EPA Tier 4, EU Stage IV compliant
- Four-wheel drive
- 6 - post Roll Over Protective Structure
- Hand throttle
- Cruise control
- Tilt frame
- Rear steer
- 4 speed ground drive
- Automotive type steering on oscillating Carraro front differential
- Deluxe adjustable operator's seat with 120° rotation
- Seat belt
- Parking brake
- 12 volt electric start
- Test ports for system pressure
- Digital color display integrated in operator's console

**If you select a standard machine configuration, you must also order the "shipped with" items listed below.**

**RT125 STANDARD #1**

**RT125-1** Base Unit: HRC, Frame tilt/RS, 4-Post - Includes:

010-1128	RT125 T4F BASIC	
350-3168	RT125/Q T4F HIGLY REG ENGINE SUB	
270-6393	RT125 PROD DECAL KIT	
205-0006	LH T/W (38 X 18.00-20,16PLY), GRAY	2 Included
205-1289	RH T/W (38 X 18.00-20,16PLY), GRAY	2 Included
350-3153	RT105/125 TILT/STEER REAR AXLE SUB	
350-4661	RT OPERATOR STATION	
350-5412	SEAT ASSEMBLY	

**Total \$142,500.00 T****RT125 STANDARD #2**

**RT125-2** Base Unit: HRC, Rear Stear, 4-Post - Includes:

010-1128	RT125 T4F BASIC	
350-3168	RT125/Q T4F HIGLY REG ENGINE SUB	
270-6393	RT125 PROD DECAL KIT	
205-0006	LH T/W (38 X 18.00-20,16PLY), GRAY	2 Included
205-1289	RH T/W (38 X 18.00-20,16PLY), GRAY	2 Included
350-4510	RT100/120 NO TILT/STEER REAR AXLE SUB	
350-4661	RT OPERATOR STATION	
350-5412	SEAT ASSEMBLY	

**Total \$141,600.00 T**

**SUGGESTED PRICE LIST**  
**(F.O.B. PERRY, OKLAHOMA)**

**Effective August 1, 2017**

PART NO.	DESCRIPTION	MSRP (USD)	
<b>BASIC POWER UNIT</b>			
<b>010-1128</b>	RT125 T4F BASIC	\$93,377.00	T
	Shipped with: 350-3168 RT125/Q T4F HIGLY REG ENGINE SUB	\$29,970.00	T
		\$123,347.00	T
<b>DECAL KITS – RT125 (Select one)</b>			
270-6393	RT125 PROD DECAL KIT	\$52.95	C
<b>TRANSLATION DECAL KITS – (Select if translation needed)</b>			
270-6394	RT125 PROD DECAL KIT FR	\$32.16	C
270-6395	RT125 PROD DECAL KIT GR	\$32.16	C
270-6396	RT125 PROD DECAL KIT IT	\$32.16	C
270-6397	RT125 PROD DECAL KIT SP	\$32.16	C
270-6398	RT125 T4F PROD ISO DECAL KIT	\$61.17	C
		\$93.33	
<b>NOTE: ISO decal kit will be shipped with all translation decals and any basic unit shipped outside the United States.</b>			
<b>OPERATOR STATION OPTIONS (Select one)</b>			
350-4661	RT OPERATOR STATION (Open Station, No Operator Dampening)	\$7,500.00	T
350-5436	RT OPERATOR STATION (Open Station, Operator Dampening)	\$7,500.00	T
350-4662	RT CAB ASSY	\$30,500.00	T
<b>OPERATOR DAMPENING OPTIONS (Select one)</b>			
350-5412	SEAT ASSEMBLY (No Operator Dampening)	\$450.00	T
350-5411	SEAT ASSY, MECHANICAL SUSPENSION (Operator Dampening)	\$650.00	T
	Shipped with: 190-2729 HYDRAULIC ISOLATOR KIT	\$1,296.27	C
		\$1,946.27	
<b>TIRES/WHEELS (Select one)</b>			
205-0006	LH T/W (38 X 18.00-20,16PLY), GRAY	2 required \$1,060.50	C
	Shipped with: 205-1289 RH T/W (38 X 18.00-20,16PLY), GRAY	2 required \$1,060.50	C
		\$4,242.00	C
205-0006	LH T/W (38 X 18.00-20,16PLY), GRAY	1 required \$1,060.50	C
	Shipped with: 205-1289 RH T/W (38 X 18.00-20,16PLY), GRAY	1 required \$1,060.50	C
205-1286	LH T/W (38X18.00-20,16 PLY) GRAY-UR FILL	1 required \$1,798.00	C
	Shipped with: 205-1288 RH T/W (38X18.00-20,16 PLY) GRAY-UR FILL	1 required \$1,798.00	C
	<b>NOTE: Rear Urethane filled tires required when mounting Combo and Front Attachment</b>		\$5,717.00 C
205-1286	LH T/W (38X18.00-20,16 PLY) GRAY-UR FILL	2 required \$1,798.00	C
	Shipped with: 205-1288 RH T/W (38X18.00-20,16 PLY) GRAY-UR FILL	2 required \$1,798.00	C
	<b>NOTE: Front/Rear Urethane filled tires required when mounting Combo and no Front Attachment</b>		\$7,192.00 C
302-2543	105/125 RT CONTAINER WHEEL (if being shipped via vessel)	4 required \$202.00	\$808.00 C

**SUGGESTED PRICE LIST  
(F.O.B. PERRY, OKLAHOMA)****Effective August 1, 2017**

PART NO.	DESCRIPTION	MSRP (USD)	
<b>REAR DIFFERENTIAL / TILT OPTIONS (Select one)</b>			
350-4510	RT100/120 NO TILT/STEER REAR AXLE SUB	\$6,500.00	T
350-3153	RT105/125 TILT/STEER REAR AXLE SUB	\$7,400.00	T
350-4511	RT100/120 NO TILT/RIGID REAR AXLE SUB	\$5,000.00	T
350-3154	RT105/125 TILT/RIGID REAR AXLE SUB	\$5,900.00	T
<b>BACKFILL BLADE (Optional)</b>			
300-8635	LOW ANGLE BACKFILL BLADE, 80"	\$1,692.61	C
	Shipped with: 602-979 RT80Q/95/100/115/120 TILT BLD SHIP KIT	\$866.61	C
		\$2,559.22	C
<b>COUNTERWEIGHT (Optional)</b>			
350-4677	ASSY, NOSE WEIGHT	\$2,813.51	T
350-1431	ASSY, SIDE COUNTERWEIGHTS	\$1,181.68	T
<b>(Nose weight is required if RT125 is not equipped with backhoe or reel carrier.)</b>			
<b>TRACTOR ACCESSORIES (Optional)</b>			
190-2646	RT T4 HYD MANIFOLD KIT WITH BACKHOE	\$664.35	C
190-2645	RT T4 HYD MANIFOLD KIT WITHOUT BACKHOE	\$664.35	C
191-1039	BACKUP ALARM KIT (Required when mounting any saw)	\$75.00	T
191-285	CYLINDER GUARD KIT	\$68.71	C
190-2623	PAD HEATER COLD START KIT	\$355.87	C
350-4656	LIGHT KIT	\$1,650.00	T
350-1537	Exhaust Cover (Guard)	\$675.00	T
350-4624	COMBO DIVERter PLUMBING (Required when mounting Combo)	\$355.00	T
190-2643	SOFTCAB	\$1,988.00	C
350-5065	WEIGHT RACK KIT	\$2,435.00	T
350-5066	EXTENDED WEIGHT RACK KIT	\$2,435.00	T
375-369	WEIGHT CASTING	\$151.96	C

**REAR MOUNTED ATTACHMENTS**

Trencher - See CT120H in Rear Attachment price sheet  
Trencher - See ST120H in Rear Attachment price sheet  
Plow - See VP120H in Rear Attachment price sheet  
Combo - See PT120H in Rear Attachment price sheet  
Saw - See RS40, HD930, HD940 and HD946 in Rear Attachment price sheet

**FRONT MOUNTED ATTACHMENTS**

Backhoe - See BH120 in Front Attachment price sheet  
Reel Carrier - See RC30 in Front Attachment price sheet  
Roto Witch® Attachment - See Roto Witch® price sheet



CONFIDENTIAL

RT125

**SUGGESTED PRICE LIST  
(F.O.B. PERRY, OKLAHOMA)****Effective August 1, 2017**

PART NO.	DESCRIPTION	MSRP (USD)
<b>INSTALLATION CHARGES</b>		
	Additional charge for factory installed attachments and accessories	
	Install 6-way tilt backfill blade	\$80.00 A
	Install backfill blade assembly – arm and hydraulics	\$320.00 A
	Install boom, chain and augers	\$120.00 A
	Install CT120H centerline trencher	\$320.00 A
	Install ST120H sliding trencher	\$320.00 A
	Install VP120H plow attachment	\$320.00 A
	Install PT120H combo	\$320.00 A
	Install RS40 saw	\$320.00 A
	Install saw segments	\$120.00 A
	Install BH120 backhoe and walkway	\$320.00 A
	Install Roto Witch® boring attachment	\$120.00 A
	Install hydraulic trench cleaner	\$120.00 A
	Install reel carrier	\$240.00 A
	Install side counterweight	\$80.00 A
	Install front counterweight	\$80.00 A
	Install environmentally compatible fluids	\$1,021.00 A

**SPECIAL PAINT**

Special color charge is per each unit - specify color code. (If first time color order, please provide 2"x3" color chip.)  
From the time of confirmation, any special paint order is non-cancelable and non-returnable.  
Please allow 30 days from time of order to delivery.  
Orders with less than 30 days from order to delivery are subject to applicable surcharge(s).  
Prices do not include the application of special or branded paints; i.e.) DuPont, Sherwin-Williams, PPG, metallic or base coat / clear coat.  
Charges do not include price of paint.

Call for Pricing A





CONFIDENTIAL

RT125Q

Changes since the July 1, 2017 price list:

Effective August 1, 2017



CONFIDENTIAL

RT125Q

**SUGGESTED PRICE LIST  
(F.O.B. PERRY, OKLAHOMA)**

Effective August 1, 2017

PART NO.	DESCRIPTION	MSRP (USD)
----------	-------------	------------

**STANDARD UNIT**

The **Ditch Witch® Model RT125Q** hydrostatic unit can be used with a variety of front and rear attachments. The basic power unit is priced less all options and attachments. Select these items from the appropriate lists. The basic power unit includes the following:

- Deutz TCD 3.6 L4 water-cooled diesel engine (121 hp gross @ 2300 rpm) EPA Tier 4, EU Stage IV compliant
- Four-wheel drive
- 6 - post Roll Over Protective Structure
- Hand throttle
- Cruise control
- Tilt frame
- Rear steer
- Quad track assembly
- 3 speed "shift on the fly" ground drive
- Automotive type steering on oscillating Carraro front differential
- Deluxe adjustable operator's seat with 120° rotation
- Seat belt
- Parking brake
- 12 volt electric start
- Test ports for system pressure
- Digital color display integrated in operator's console

If you select a standard machine configuration, you must also order the "shipped with" items listed below.

RT125Q STANDARD #1			
RT125Q-1	Base Unit: HRC, 4-Post - Includes:		
010-1126	RT125Q T4F BASIC		
270-6399	RT125Q T4F PROD DECAL KIT		
350-3168	RT125/Q T4F HIGLY REG ENGINE SUB		
350-4665	RIGHT RT125Q TRACK ASSEMBLY	2 Included	
350-4666	LEFT RT125Q TRACK ASSEMBLY	2 Included	
350-4903	ROTATION STOP AND ADAPTER BOLT SUB		
350-4722	RT125Q T4F TILT REAR AXLE ASSMBLY		
350-4661	RT OPERATOR STATION		
350-5412	SEAT ASSEMBLY		
		<b>Total</b>	<b>\$170,500.00 T</b>

**BASIC POWER UNIT**

<b>010-1126</b>	RT125Q T4F BASIC	\$75,000.00	T
	Shipped with: 350-3168 RT125/Q T4F HIGLY REG ENGINE SUB	\$29,970.00	T
		<b>\$104,970.00</b>	<b>T</b>



CONFIDENTIAL

RT125Q

**SUGGESTED PRICE LIST  
(F.O.B. PERRY, OKLAHOMA)**

Effective August 1, 2017

PART NO.	DESCRIPTION	MSRP (USD)
<b>DECAL KITS – RT125Q (Select one)</b>		
270-6399	RT125Q T4F PROD DECAL KIT	\$31.33 C
<b>TRANSLATION DECAL KITS – (Select if translation needed)</b>		
270-6400	RT125Q T4F PROD DECAL KIT FR	\$34.02 C
270-6401	RT125Q T4F PROD DECAL KIT GR	\$34.02 C
270-6402	RT125Q T4F PROD DECAL KIT IT	\$34.02 C
270-6403	RT125Q T4F PROD DECAL KIT SP	\$34.02 C
270-6404	RT125Q T4F PROD ISO DECAL KIT	\$63.67 C
		\$97.69
<b>NOTE: ISO decal kit will be shipped with all translation decals and any basic unit shipped outside the United States.</b>		
<b>OPERATOR STATION OPTIONS (Select one)</b>		
350-4661	RT OPERATOR STATION (Open Station, No Operator Dampening)	\$7,500.00 T
350-5436	RT OPERATOR STATION (Open Station, Operator Dampening)	\$7,500.00 T
350-4662	RT CAB ASSY	\$30,500.00 T
<b>OPERATOR DAMPENING OPTIONS (Select one)</b>		
350-5412	SEAT ASSEMBLY (No Operator Dampening)	\$450.00 T
350-5411	SEAT ASSY, MECHANICAL SUSPENSION (Operator Dampening)	\$650.00 T
	Shipped with: 190-2729 HYDRAULIC ISOLATOR KIT	\$1,296.27 C
		\$1,946.27
<b>TRACK ASSEMBLIES (Select one)</b>		
350-4666	LEFT RT125Q TRACK ASSEMBLY	2 required \$10,950.00 T
350-4665	RIGHT RT125Q TRACK ASSEMBLY	2 required \$10,950.00 T
350-4903	ROTATION STOP AND ADAPTER BOLT SUB	1 required \$260.00 T
		\$44,060.00 T
190-2710	RT125Q T4F TRACKS AND STOPS (if being shipped via vessel)	1 required \$44,840.00 T
302-2539	125 QUAD CONTAINER WHEEL (if being shipped via vessel)	4 required \$202.00 C
		\$45,648.00 T
<b>REAR DIFFERENTIAL (Select one)</b>		
350-4722	RT125Q T4F TILT REAR AXLE ASSMBLY	\$14,230.00 T
<b>BACKFILL BLADE (Optional)</b>		
300-4321	BACKFILL BLADE ASSY. (80")	\$1,610.89 C
	Shipped with: 602-979 RT80Q/95/100/115/120 TILT BLD SHIP KIT	\$866.61 C
	350-3171 BFB ARM & ARM HYDRAULICS	\$4,686.50 C
		\$7,164.00 C



CONFIDENTIAL

RT125Q

**SUGGESTED PRICE LIST  
(F.O.B. PERRY, OKLAHOMA)**

Effective August 1, 2017

PART NO.	DESCRIPTION	MSRP (USD)
<b>COUNTERWEIGHT (Optional)</b>		
350-4677	ASSY, NOSE WEIGHT	\$2,813.51 T
350-1431	ASSY, SIDE COUNTERWEIGHTS	\$1,181.68 T
(Nose weight is required if RT125Q is not equipped with backhoe or reel carrier.)		
<b>TRACTOR ACCESSORIES (Optional)</b>		
190-2646	RT T4 HYD MANIFOLD KIT WITH BACKHOE	\$664.35 C
190-2645	RT T4 HYD MANIFOLD KIT WITHOUT BACKHOE	\$664.35 C
191-1039	BACKUP ALARM KIT (Required when mounting any saw)	\$75.00 T
191-285	CYLINDER GUARD KIT	\$68.71 C
190-2623	PAD HEATER COLD START KIT	\$355.87 C
350-4656	LIGHT KIT	\$1,650.00 T
350-1537	Exhaust Cover (Guard)	\$675.00 T
190-2643	SOFTCAB	\$1,988.00 C
350-5065	WEIGHT RACK KIT	\$2,435.00 T
350-5066	EXTENDED WEIGHT RACK KIT	\$2,435.00 T
375-369	WEIGHT CASTING	\$151.96 C
190-2167	RT125Q UPTIME KIT	\$480.00 B

**REAR MOUNTED ATTACHMENTS**

Trencher - See CT120H in Rear Attachment price sheet

Trencher - See ST120H in Rear Attachment price sheet

Plow - See VP120Q in Rear Attachment price sheet

Combo - See PT120Q in Rear Attachment price sheet

Saw - See RS40, HD940 and HD946 in Rear Attachment price sheet

**FRONT MOUNTED ATTACHMENTS**

Backhoe - See BH120 in Front Attachment price sheet

Reel Carrier - See RC30 in Front Attachment price sheet

Roto Witch® Attachment - See Roto Witch® price sheet



CONFIDENTIAL

RT125Q

**SUGGESTED PRICE LIST  
(F.O.B. PERRY, OKLAHOMA)****Effective August 1, 2017**

PART NO.	DESCRIPTION	MSRP (USD)
<b>INSTALLATION CHARGES</b>		
	Additional charge for factory installed attachments and accessories	
	Install 6-way tilt backfill blade	\$80.00 A
	Install backfill blade assembly – arm and hydraulics	\$320.00 A
	Install boom, chain and augers	\$120.00 A
	Install CT120H centerline trencher	\$320.00 A
	Install ST120H sliding trencher	\$320.00 A
	Install VP120Q plow attachment	\$320.00 A
	Install PT120Q combo	\$320.00 A
	Install RS40 saw	\$320.00 A
	Install saw segments	\$120.00 A
	Install BH120 backhoe and walkway	\$320.00 A
	Install Roto Witch® boring attachment	\$120.00 A
	Install hydraulic trench cleaner	\$120.00 A
	Install reel carrier	\$240.00 A
	Install side counterweight	\$80.00 A
	Install front counterweight	\$80.00 A
	Install environmentally compatible fluids	\$1,021.00 A

**SPECIAL PAINT**

Special color charge is per each unit - specify color code. (If first time color order, please provide 2"x3" color chip.)  
From the time of confirmation, any special paint order is non-cancelable and non-returnable.  
Please allow 30 days from time of order to delivery.  
Orders with less than 30 days from order to delivery are subject to applicable surcharge(s).  
Prices do not include the application of special or branded paints; i.e.) DuPont, Sherwin-Williams, PPG, metallic or base coat / clear coat.  
Charges do not include price of paint.

Call for Pricing A

## BACKHOES

- A323
- A523
- A820
- A920
- BH120

## REEL CARRIER

- RC30
- RC55
- RC80
- RC120



CONFIDENTIAL

**A323**

Changes since the July 1, 2017 price list:

Effective August 1, 2017

**SUGGESTED PRICE LIST  
(F.O.B. PERRY, OKLAHOMA)**

Effective August 1, 2017

PART NO.	DESCRIPTION	MSRP (USD)
----------	-------------	------------

If you select a standard machine configuration, you must also order the "shipped with" items listed below.

**A323 STANDARD #1****A323A-1** A323A-1 Base Unit less bucket - Includes:

020-1105 A323 BACKHOE

190-2324 THROTTLE KIT A323 - RT45T4

**Total \$11,421.13 R****NOTE: A323 Backhoe mounts on model RT45.****NOTE: Counter-weighting is as follows:****Model RT45 with H313 or H314 or H331 requires rear TBS and weights.****with H350 requires rear TBS.****with H342 requires rear weights.**

<b>020-1105</b>	A323 BACKHOE less bucket	\$11,410.42	R
	Shipped with: 190-2322 A323 SHIP KIT	\$551.82	C
		\$11,962.24	

**TRANSLATION DECALS – (Select if translation needed)**

270-6283	A323 PRODUCTION DECAL KIT FR	\$63.50	C
270-6284	A323 PRODUCTION DECAL KIT GR	\$63.50	C
270-6286	A323 PRODUCTION DECAL KIT IT	\$63.50	C
270-6285	A323 PRODUCTION DECAL KIT SP	\$63.50	C

**A323 STABILIZER PADS (Select one)**

190-889	SHOE KIT	\$268.57	C
190-890	STREET PAD KIT	\$480.58	C

**REMOTE ENGINE CONTROL (Select one)**

605-112	THROTTLE KIT A322/A323 - RT36 RT40 RT45	\$68.65	C
190-2324	THROTTLE KIT A323 - RT45T4	\$101.57	C

**A323 MOUNTING KITS (Optional)**

190-822	A322/A323 MOUNT KIT 3500 3610 3700 RT45	\$1,570.52	C
190-887	A322/323 WALKWAY KIT 3500 3610 3700 RT45	\$408.58	C
190-2342	A323 WALKWAY KIT RT45 T4	\$576.96	C

**A323 BUCKETS (Optional)**

300-6606	12" V SERIES HD BUCKET	\$1,231.61	C
300-9030	18" V SERIES HD BUCKET	\$1,280.65	C

**BUCKET ACCESSORIES (Optional)**

191-1521	SIDE CUTTER KIT	\$211.98	C
----------	-----------------	----------	---

**ACCESSORIES (Optional)**

190-961	A322 REMOTE HYD. CONTROL KIT	\$1,612.59	C
190-2402	A323 REMOTE CROWD KIT, RT45T4	\$1,267.78	C
190-882	LIGHT KIT	\$94.71	C
190-940	A322&3/522 TOW VALVE 3700 5700 RT45/T4	\$216.72	C





CONFIDENTIAL

A323

**SUGGESTED PRICE LIST  
(F.O.B. PERRY, OKLAHOMA)**

**Effective August 1, 2017**

PART NO.	DESCRIPTION	MSRP (USD)
----------	-------------	------------

**SPECIAL PAINT**

Special color charge is per each unit - specify color code. (If first time color order, please provide 2"x3" color chip.)

From the time of confirmation, any special paint order is non-cancelable and non-returnable.

Please allow 30 days from time of order to delivery.

Orders with less than 30 days from order to delivery are subject to applicable surcharge(s).

Prices do not include the application of special or branded paints; i.e.) DuPont, Sherwin-Williams, PPG, metallic or base coat / clear coat.

Charges do not include price of paint.

Call for Pricing A



CONFIDENTIAL

**A523**

Changes since the July 1, 2017 price list:

Effective August 1, 2017

**SUGGESTED PRICE LIST  
(F.O.B. PERRY, OKLAHOMA)**

Effective August 1, 2017

PART NO.	DESCRIPTION	MSRP (USD)
----------	-------------	------------

If you select a standard machine configuration, you must also order the "shipped with" items listed below.

**A523 STANDARD #1****A523A-1** A523 Std. Backhoe less bucket - Includes:

020-059 A523 (BASIC UNIT)  
195-1442 THROTTLE CONTROL CABLE (26V02F-3-98)  
279-037 A523 DECAL KIT ENGLISH

**Total \$18,155.35 T**

**NOTE: A523 Backhoe mounts on models RT55 and RT80.**

**NOTE: Counter-weighting is as follows:**

**RT55 and H515 (manual) requires 200 lbs. on opposite side of traverse.**

**RT55 and H553 requires 300 lbs. on right side.**

**RT80 and H813 (manual) requires 200 lbs. on opposite side of traverse.**

The basic unit includes the following:

- Walkway
- Remote backfill blade control
- Remote ground drive control
- Remote engine stop switch
- Remote engine throttle control

**020-059** A523 (BASIC UNIT) less bucket \$18,073.69 T

**A523 SHIPPING KIT (Select one)**

605-066 A523 SHIP KIT - RT55 \$767.90 C

**DECAL KITS - A523 (Select one)**

279-037 A523 DECAL KIT ENGLISH \$4.98 C

**TRANSLATION DECALS – (Select if translation needed)**

270-1635	A523 PRODUCTION DECAL KIT FR	\$5.92	C
270-1636	A523 PRODUCTION DECAL KIT GR	\$5.92	C
270-1637	A523 PRODUCTION DECAL KIT IT	\$5.92	C
270-1638	A523 PRODUCTION DECAL KIT SP	\$5.92	C
270-2146	A523 A720 A920 INTL. ISO DECAL KIT	\$4.07	C
		\$9.99	C

**NOTE: ISO decals will be shipped with all translation decals and any basic unit shipped outside the United States.**

**A523 STABILIZER PADS (Select one)**

190-889	SHOE KIT	\$268.57	C
190-890	STREET PAD KIT	\$480.58	C



CONFIDENTIAL

**A523****SUGGESTED PRICE LIST  
(F.O.B. PERRY, OKLAHOMA)****Effective August 1, 2017**

PART NO.	DESCRIPTION	MSRP (USD)
<b>A523 BUCKETS (Optional)</b>		
300-9560	12" VRTS SERIES HD BUCKET	\$1,260.18 C
300-9570	16" VRTS SERIES HD BUCKET	\$1,288.17 C
300-9580	18" VRTS SERIES HD BUCKET	\$1,316.19 C
301-0380	20" VRTS SERIES HD BUCKET	\$1,344.19 C
301-0390	24" VRTS SERIES HD BUCKET	\$1,372.19 C
<b>BUCKET ACCESSORIES (Optional)</b>		
190-1564	SIDE CUTTER KIT	\$514.33 C
<b>ACCESSORIES</b>		
191-398	A820T3 LIGHT KIT	\$282.99 C
195-1442	THROTTLE CONTROL CABLE (26V02F-3-98) (used when mounting on RT55H Tier 2)	\$103.92 C

**SPECIAL PAINT**

Special color charge is per each unit - specify color code. (If first time color order, please provide 2"x3" color chip.)

From the time of confirmation, any special paint order is non-cancelable and non-returnable.

Please allow 30 days from time of order to delivery.

Orders with less than 30 days from order to delivery are subject to applicable surcharge(s).

Prices do not include the application of special or branded paints; i.e.) DuPont, Sherwin-Williams, PPG, metallic or base coat / clear coat.

Charges do not include price of paint.

Call for Pricing A



CONFIDENTIAL

**A820**

Changes since the July 1, 2017 price list:

Effective August 1, 2017

**SUGGESTED PRICE LIST  
(F.O.B. PERRY, OKLAHOMA)**

Effective August 1, 2017

PART NO.	DESCRIPTION	MSRP (USD)
----------	-------------	------------

If you select a standard machine configuration, you must also order the "shipped with" items listed below.

**A820 STANDARD #1****A820A-1** A820 Standard Backhoe less bucket - Includes:

020-1072 A820 BACKHOE TOP ASSEMBLY

270-5544 A820 PROD DECAL KIT

**Total \$18,051.89 T****NOTE: A820 Backhoe mounts on model RT80Q.****NOTE: Attachment and/or counter-weighting required when backhoe is mounted.**

The basic unit includes the following:

- Walkway
- Remote backfill blade control
- Remote ground drive control
- Remote engine stop switch
- Remote engine throttle control

**020-1072** A820 BACKHOE TOP ASSEMBLY less bucket

\$18,047.26 T

**A820 SHIP KITS (Select one)**

190-2071 A820-RT80Q T3 SHIP KIT

\$978.07 C

190-2072 A820-RT80Q T4 SHIP KIT

\$978.07 C

**DECAL KITS - A820 (Select one)**

270-5544 A820 PROD DECAL KIT

\$2.21 C

**TRANSLATION DECALS – (Select if translation needed)**

270-5089 A820 PROD. ISO DECAL KIT

\$4.07 C

**NOTE: ISO decals will be shipped with all translation decals and any basic unit shipped outside the United States.****A820 STABILIZER PADS (Select one)**

190-889 SHOE KIT

\$268.57 C

190-890 STREET PAD KIT

\$480.58 C

**A820 BUCKETS (Optional)**

300-9560 12" VRTS SERIES HD BUCKET

\$1,260.18 C

300-9570 16" VRTS SERIES HD BUCKET

\$1,288.17 C

300-9580 18" VRTS SERIES HD BUCKET

\$1,316.19 C

301-0380 20" VRTS SERIES HD BUCKET

\$1,344.19 C

301-0390 24" VRTS SERIES HD BUCKET

\$1,372.19 C

**BUCKET ACCESSORIES (Optional)**

190-1564 SIDE CUTTER KIT

\$514.33 C

**ACCESSORIES**

191-398 A820T3 LIGHT KIT

\$282.99 C

190-2210 A820-T4 LIGHT KIT

\$257.75 C



CONFIDENTIAL

A820

**SUGGESTED PRICE LIST  
(F.O.B. PERRY, OKLAHOMA)**

**Effective August 1, 2017**

**PART NO. DESCRIPTION**

**MSRP (USD)**

**SPECIAL PAINT**

Special color charge is per each unit - specify color code. (If first time color order, please provide 2"x3" color chip.)

From the time of confirmation, any special paint order is non-cancelable and non-returnable.

Please allow 30 days from time of order to delivery.

Orders with less than 30 days from order to delivery are subject to applicable surcharge(s).

Prices do not include the application of special or branded paints; i.e.) DuPont, Sherwin-Williams, PPG, metallic or base coat / clear coat.

Charges do not include price of paint.

Call for Pricing A



CONFIDENTIAL

**A920**

Changes since the July 1, 2017 price list:

Effective August 1, 2017



**SUGGESTED PRICE LIST  
(F.O.B. PERRY, OKLAHOMA)**

Effective August 1, 2017

PART NO.	DESCRIPTION	MSRP (USD)
----------	-------------	------------

If you select a standard machine configuration, you must also order the "shipped with" items listed below.

**A920 STANDARD #1**

<b>A920A-1</b>	A920 Standard Backhoe	
	A920 Backhoe less bucket – Includes:	
020-060	A920 (BASIC UNIT)	
279-104	A920 DECAL KIT ENGLISH	
		<b>Total \$20,575.92 T</b>

**NOTE: A920 backhoe with hydraulic stabilizers and walkway front mounts on models RT95, RT100, RT115, RT120, RT115Q, RT120Q, or HT115.**

**NOTE: Attachment and/or counter-weighting required when backhoe is mounted.**

The basic unit includes the following:

- Backhoe less bucket
- Remote backfill blade control
- Remote ground drive control
- Remote engine stop switch

<b>020-060</b>	A920 (BASIC UNIT) less bucket	\$20,505.73 T
----------------	-------------------------------	---------------

**A920 SHIP KIT (Select one)**

190-1887	A920 SHIP KIT - RT100 / RT120 / RT120Q	\$506.48 C
350-1457	A920 SHIP KIT - RT100 / RT120 (required in addition to 190-1887)	\$883.52 C
350-1430	A920 SHIP KIT - RT120Q (required in addition to 190-1887)	\$922.92 C

**DECAL KITS - A920 (Select one)**

279-104	A920 DECAL KIT ENGLISH	\$11.81 C
---------	------------------------	-----------

**TRANSLATION DECALS – (Select if translation needed)**

270-1639	A720 A920 PRODUCTION DECAL KIT FR	\$72.54	C
270-1640	A720 A920 PRODUCTION DECAL KIT GR	\$72.54	C
270-1641	A720 A920 PRODUCTION DECAL KIT IT	\$72.54	C
270-1642	A720 A920 PRODUCTION DECAL KIT SP	\$72.54	C
270-2442	A720 A920 PRODUCTION DECAL KIT RUSSIAN	\$72.54	C
270-2146	A523 A720 A920 INTL. ISO DECAL KIT	\$4.07	C
		\$76.61	C

**NOTE: ISO decals will be shipped with all translation decals and any basic unit shipped outside the United States.**

**A920 STABILIZER PADS (Select one)**

322-188	DIRT PAD (12" X 16")	2 required	\$216.24	\$432.48	C
322-255	REVERSIBLE PAD (16" X 16")	2 required	\$499.42	\$998.84	C

**A920 BUCKETS (Optional)**

301-1110	12" VRT SERIES HD BUCKET	\$1,288.17	C
300-9660	18" VRTS SERIES HD BUCKET	\$1,344.19	C
301-1100	24" VRT SERIES HD BUCKET	\$1,400.19	C



CONFIDENTIAL

A920

**SUGGESTED PRICE LIST  
(F.O.B. PERRY, OKLAHOMA)****Effective August 1, 2017**

PART NO.	DESCRIPTION	MSRP (USD)
<b>BUCKET ACCESSORIES (Optional)</b>		
190-1564	SIDE CUTTER KIT	\$514.33 C
318-538	12" FRONT EDGE CUTTER	\$128.61 C
318-539	18" FRONT EDGE CUTTER	\$153.12 C
316-176	24" FRONT EDGE CUTTER	\$153.12 C
<b>ACCESSORIES</b>		
191-387	BACKHOE LIGHT KIT (RT75/95)	\$224.35 C
191-277	AUXILIARY STEP KIT	\$284.28 C

**SPECIAL PAINT**

Special color charge is per each unit - specify color code. (If first time color order, please provide 2"x3" color chip.)

From the time of confirmation, any special paint order is non-cancelable and non-returnable.

Please allow 30 days from time of order to delivery.

Orders with less than 30 days from order to delivery are subject to applicable surcharge(s).

Prices do not include the application of special or branded paints; i.e.) DuPont, Sherwin-Williams, PPG, metallic or base coat / clear coat.

Charges do not include price of paint.

Call for Pricing A



CONFIDENTIAL

**BH120**

Changes since the July 1, 2017 price list:

Effective August 1, 2017

**SUGGESTED PRICE LIST  
(F.O.B. PERRY, OKLAHOMA)**

Effective August 1, 2017

PART NO.	DESCRIPTION	MSRP (USD)
BH120 FRONT ATTACHMENT - Includes:		
	BH120 Base	\$23,723.50 T
	Includes: BH120 Basic Assembly, Production Decal Kit, Ship Kit	
	The basic unit includes the following:	
	<ul style="list-style-type: none"><li>• Backhoe less bucket</li><li>• Remote backfill blade control</li><li>• Remote ground drive control</li><li>• Remote engine stop and start switch</li></ul>	
	NOTE: BH120 backhoe with hydraulic stabilizers and walkway front mounts on models RT125 or RT125Q	
	NOTE: Attachment and/or counter-weighting required when backhoe is mounted.	
TRANSLATION DECALS – (Select if translation needed)		
	Foreign Decals	\$61.45 T
	ISO Decals	\$3.70 T
	NOTE: ISO decals will be shipped with all translation decals and any basic unit shipped outside the United States.	
BH120 STABILIZER PADS (Select one)		
	Dirt Pads	2 Included \$432.48 T
	Reversible Pads	2 Included \$998.84 T
BH120 BUCKETS (Optional)		
	Bucket 12in	\$1,288.17 T
	Bucket 18in	\$1,344.19 T
	Bucket 24in	\$1,400.19 T
BUCKET ACCESSORIES (Optional)		
190-1564	SIDE CUTTER KIT	\$514.33 C
318-538	12" FRONT EDGE CUTTER	\$128.61 C
318-539	18" FRONT EDGE CUTTER	\$153.12 C
316-176	24" FRONT EDGE CUTTER	\$153.12 C
ACCESSORIES		
190-2551	BH120 LIGHT KIT	\$226.60 C
350-1537	Exhaust Cover (Guard)	(Shipped with Basic Unit) \$675.00 T



CONFIDENTIAL

**BH120**

**SUGGESTED PRICE LIST  
(F.O.B. PERRY, OKLAHOMA)**

**Effective August 1, 2017**

PART NO.	DESCRIPTION	MSRP (USD)
----------	-------------	------------

**SPECIAL PAINT**

Special color charge is per each unit - specify color code. (If first time color order, please provide 2"x3" color chip.)

From the time of confirmation, any special paint order is non-cancelable and non-returnable.

Please allow 30 days from time of order to delivery.

Orders with less than 30 days from order to delivery are subject to applicable surcharge(s).

Prices do not include the application of special or branded paints; i.e.) DuPont, Sherwin-Williams, PPG, metallic or base coat / clear coat.

Charges do not include price of paint.

Call for Pricing A



CONFIDENTIAL

## REEL CARRIER

Changes since the July 1, 2017 price list:

Effective August 1, 2017



CONFIDENTIAL

## REEL CARRIER

SUGGESTED PRICE LIST  
(F.O.B. PERRY, OKLAHOMA)

Effective August 1, 2017

PART NO.	DESCRIPTION	MSRP (USD)
----------	-------------	------------

**RC30****RC30 STANDARD #1**

**RC30-1** RC30: Base Unit - Includes:  
020-1110 RC30 BASIC

Total \$9,600.00 T

**020-1110** RC30 BASIC \$9,600.00 T  
Shipped with: 190-2500 RC30 SHIP KIT \$324.45 C  
\$9,924.45

**NOTE:** Special counter-weighting may be required depending on reel weight.  
Please refer to operator's manual.

**ACCESSORIES**

190-2501 RC30 REEL WINDER KIT \$4,635.00 C  
375-369 WEIGHT CASTING \$151.96 C

**RC55****RC55 STANDARD #1**

**RC55A-1** RC55 Std. Reel Carrier - Includes:  
100-892 REEL CARRIER - RC55

Total \$5,800.96 T

**100-892** REEL CARRIER - RC55 \$5,800.96 T  
Shipped with: 604-975 RC55 SHIP KIT \$394.17 C  
\$6,195.13

**NOTE:** RC55 and H533 (less than 700 lb. reel) requires 480 lbs. nose counterweights and 1200 lbs. on plow frame.  
RC55 and H533 (700 lb. to 1,500 lb. reel) requires 1200 lbs. on plow frame.  
RC55 and H553 (less than 700 lb. reel) requires 400 lbs. TBS on front axle, 480 lbs. nose counterweights  
and 300 lbs. on right side.  
RC55 and H553 (700 lb. to 1,500 lb. reel) requires 300 lbs. on right side.

**ACCESSORIES**

375-369 WEIGHT CASTING \$151.96 C

**REEL CARRIER DECAL KIT (Select one)**

279-121 RC55 DECAL KIT ENGLISH \$17.19 C

**ISO DECALS**

701-326 WARNING CRUSHING WEIGHT \$1.17 C

**NOTE:** ISO decals will be shipped with all translation decals and any basic unit shipped outside the United States.



CONFIDENTIAL

## REEL CARRIER

SUGGESTED PRICE LIST  
(F.O.B. PERRY, OKLAHOMA)

Effective August 1, 2017

PART NO.	DESCRIPTION	MSRP (USD)
----------	-------------	------------

**RC80****RC80 STANDARD #1**

**RC80A-1** RC80 Basic Reel Carrier - Includes:  
**020-1073** RC80 BASIC

**Total \$7,806.52 T**

**020-1073** RC80 BASIC \$7,806.52 T  
Shipped with: 190-1784 RC80 SHIP KIT \$167.10 C  
\$7,973.62

**NOTE: Special counter-weighting may be required depending on reel weight.  
Please refer to operator's manual.**

**ACCESSORIES**

190-1996 REEL WINDER KIT \$3,143.69 C

**RC120****RC120 STANDARD #1**

**RC120A-1** RC120 Standard Reel Carrier - Includes:  
**020-1074** RC 120

**Total \$9,247.08 T**

Shipped with: 190-1876 RT120Q/RC120 SHIP KIT \$151.95 C

**NOTE: Special counter-weighting may be required depending on reel weight.  
Please refer to operator's manual.**

**ACCESSORIES**

350-2936 RC120 REEL WINDER KIT \$4,144.72 C  
375-369 WEIGHT CASTING \$151.96 C



**TRENCHING ATTACHMENT**

- H516
- H810
- H813
- H910
- H911
- M910
- M912
- CT100M
- DT100M
- CT120H
- ST120H

**PLOW ATTACHMENT**

- H533
- H832
- H932
- H1032
- VP120H
- VP120Q

**COMBO ATTACHMENT**

- H553
- H853
- H952
- H1052
- PT120H
- PT120Q

**SAW ATTACHMENT**

- MT12
- MT16
- H342
- H942
- H1140
- RS40



CONFIDENTIAL

## TRENCHING ATTACHMENT

Changes since the July 1, 2017 price list:

Effective August 1, 2017



CONFIDENTIAL

## TRENCHING ATTACHMENT

SUGGESTED PRICE LIST  
(F.O.B. PERRY, OKLAHOMA)

Effective August 1, 2017

PART NO.	DESCRIPTION	MSRP (USD)
----------	-------------	------------

**H516****H516 STANDARD #1**

<b>H516A-1</b>	H516 Std Motor, Hyd Slide, 10 tooth Sprk H516 multi-position, 12" pivot trenching attachment – Includes:
020-1052	H516 BASIC
604-952	STANDARD HYDRAULIC MOTOR
604-960	HYDRAULIC SLIDE KIT
602-985	70K ASSEMBLY KIT – 3P

Total \$11,673.45 T

**H516 TRENCHING ATTACHMENT**

50,000 lb components not covered by Product Support policy when used on power units over 50 hp.

NOTE: Counterweighting required. H516 (manual) and A523 requires 200 lbs. on opposite side of traverse.

<b>020-1052</b>	H516 BASIC multi-position, 12" pivot trenching attachment	\$7,676.76	T
-----------------	--	------------	---

**DECAL KITS – H516 (Select one)**

274-753	DIGGING INSTRUCTIONS	\$19.93	C
---------	----------------------	---------	---

**TRANSLATION DECAL KITS – (Select if translation needed)**

702-753	DIGGING INSTRUCTIONS (FRENCH)	\$127.50	C
	Shipped with: 703-043 CHAIN TENSION DECAL FR	\$19.50	
	702-787 NOTICE, LUBRICATION-FRENCH	\$11.79	

704-753	DIGGING INSTRUCTIONS (GERMAN)	\$127.50	C
	Shipped with: 705-043 CHAIN TENSION DECAL GR	\$19.50	C
	704-787 NOTICE, LUBRICATION-GERMAN	\$11.79	C

710-753	DIGGING INSTRUCTIONS (ITALIAN)	\$127.50	C
	Shipped with: 711-043 CHAIN TENSION DECAL IT	\$19.50	C
	710-787 NOTICE, LUBRICATION-ITALIAN	\$11.79	C

706-753	DIGGING INSTRUCTIONS (SPANISH)	\$127.50	C
	Shipped with: 707-043 CHAIN TENSION DECAL SP	\$19.50	C
	706-787 NOTICE, LUBRICATION-SPANISH	\$11.79	C

**ISO DECALS**

700-002	DANGER CHAIN & AUGER	3 required	\$13.40	
701-184	WARNING MOVING PARTS	2 required	\$0.86	
				\$200.71 C

NOTE: ISO decals will be shipped with all translation decals and any basic unit shipped outside the United States.



CONFIDENTIAL

## TRENCHING ATTACHMENT

SUGGESTED PRICE LIST  
(F.O.B. PERRY, OKLAHOMA)

Effective August 1, 2017

PART NO.	DESCRIPTION	MSRP (USD)
<b>H516 HYDRAULIC DRIVE MOTOR (Select one)</b>		
604-952	STANDARD HYDRAULIC MOTOR (Standard speed, standard torque)	\$1,690.78 T
604-953	LARGE DISP/HIGH TORQUE MOTOR (Low speed, high torque)	\$1,823.02 T
604-954	SMALL DISP/HIGH SPEED MOTOR (High speed, low torque)	\$1,823.02 T
<b>ASSEMBLY KITS (Select one)</b>		
602-985	70K ASSEMBLY KIT – 3P	\$372.57 C
	Shipped with: 190-1445 H516 SHIP KIT - 3P	\$720.25 C
	300-7320 LEFT RESTRAINT BRACKET	\$294.71 C
	300-7321 RIGHT RESTRAINT BRACKET	\$294.71 C
		\$1,682.24 C
602-986	50K ASSEMBLY KIT (12 TOOTH)	\$412.19 C
	Shipped with: 190-1444 H516 SHIP KIT - 2P	\$692.83 C
	300-9068 LEFT RESTRAINT BRACKET (2P)	\$283.53 C
	300-9069 RIGHT RESTRAINT BRACKET (2P)	\$283.53 C
		\$1,672.08 C
602-987	50K ASSEMBLY KIT (14 TOOTH)	\$424.57 C
	Shipped with: 190-1444 H516 SHIP KIT - 2P	\$692.83 C
	300-9068 LEFT RESTRAINT BRACKET (2P)	\$283.53 C
	300-9069 RIGHT RESTRAINT BRACKET (2P)	\$283.53 C
		\$1,684.46 C
<b>SLIDE KITS (Select one)</b>		
604-970	MANUAL SLIDE KIT	\$656.85 T
604-960	HYDRAULIC SLIDE KIT	\$1,965.11 T
<b>ACCESSORIES (Optional)</b>		
104-169	H515/H516/H540/H813 CTR WT KIT-MAN SLIDE	\$502.27 C
<b>NOTE: must be ordered when you select manual slide and backhoe</b>		
<b>AUGERS (Select one)</b>		
604-681	SINGLE SHORT AUGER ASSEMBLY	\$413.41 C
604-682	DOUBLE SHORT AUGER ASSEMBLY KIT	\$701.82 C
604-683	SINGLE LONG AUGER ASSEMBLY KIT	\$622.60 C
604-684	DOUBLE LONG AUGER ASSEMBLY KIT	\$902.33 C

**SUGGESTED PRICE LIST  
(F.O.B. PERRY, OKLAHOMA)**

Effective August 1, 2017

PART NO.	DESCRIPTION	MSRP (USD)
<b>RESTRAINT BARS AND CLEANER BARS (Select one)</b>		
<b>For 50K - 2" pitch chains</b>		
141-274	RESTRAINT BAR (56", 2P) (for 52" depth)	\$91.15 C
141-354	RESTRAINT BAR (69", 2P) (for 62" depth)	\$102.99 C
<b>For 70K - 3" pitch chains</b>		
141-040	RESTRAINT BAR (54.0", 3P) (for 42" depth)	\$155.57 C
141-041	RESTRAINT BAR (68.0") 3P (for 52" depth)	\$161.28 C
141-043	RESTRAINT BAR (81.0", 3P) (for 62" depth)	\$172.89 C
<b>For 50K - 2" pitch chains</b>		
140-1361	3' LOWER CLEANER BAR (2.000"P) (for 42" depth)	\$178.02 C
140-1363	4' LOWER CLEANER BAR (2.000"P) (for 52" depth)	\$230.58 C
<b>For 70K - 3" pitch chains</b>		
141-052	CLEANER TUBE (44.0") (for 42" depth)	\$271.20 C
141-053	CLEANER TUBE (60.5") (for 52" depth)	\$346.48 C
141-351	3P, 5' CLEANER BAR (for 62" depth)	\$283.16 C

**TRENCH CLEANERS****TRENCH CLEANER ASSEMBLY****(For 50K digging chain - 2" pitch)**

190-2406 MECHANICAL CLEANER CONVER KIT (ROLLER) \$504.67 C

**TRENCH CLEANER SHOES****(For 50K digging chain - 2" pitch)**

141-215 CLEANER SHOE (4") \$25.58 C

141-134 CLEANER SHOE (6") \$36.91 C

141-135 CLEANER SHOE (8") \$45.63 C

141-136 CLEANER SHOE (10") \$48.27 C

**TRENCH CLEANER ASSEMBLY****(For 70K digging chain - 3" pitch)**

100-129 CLEANER SHOE &amp; SLIDE KIT \$604.53 C

**TRENCH CLEANER SHOES AND FACINGS****(For 70K digging chain - 3" pitch)**

140-975 CLEANER SHOE (6-8") \$37.63 C

116-033 SHOE FACING (6") \$57.78 C

116-034 SHOE FACING (8") \$68.29 C



CONFIDENTIAL

## TRENCHING ATTACHMENT

SUGGESTED PRICE LIST  
(F.O.B. PERRY, OKLAHOMA)

Effective August 1, 2017

PART NO.	DESCRIPTION	MSRP (USD)
----------	-------------	------------

**BOOMS****LTR (LARGE TAIL ROLLER) BOOMS (w/grease cylinder)**  
(For 50K digging chain - 2" pitch)

		Chain Length in Pitches	
143-050	"42" LT ROLLER BOOM (2.000"P)"	84	\$1,399.74 C
143-060	"52" LT ROLLER BOOM (2.000"P)"	96	\$1,466.52 C

**(For 70K digging chain - 3" pitch)**

143-130	LTR WEAR BAR BOOM (48" 3P)	62	\$1,901.09 C
140-1225	LTR WEAR BAR BOOM (60" 3P)	76	\$1,981.15 C

**STS (SMALL TAIL SPROCKET) BOOMS****(For 50K digging chain - 2" pitch)**

		Chain Length in Pitches	
140-125	BOOM PARTS ASS'Y (58.8 2P)	98	\$1,165.48 C

**(For 70K digging chain - 3" pitch)**

140-128	BOOM PARTS ASS'Y (58.8 3P)	70	\$1,441.91 C
---------	----------------------------	----	--------------

**BOOM STUBS - H516 (Select one)**

300-7310	BOOM STUB (30.3")	\$315.09 C
300-7311	BOOM STUB (24")	\$263.56 C

**CHAIN ASSEMBLIES**

Select Appropriate 50K or 70K Chain Assembly by Chain Length in Pitches and Cutter Width from Chain Assembly Price List.



CONFIDENTIAL

## TRENCHING ATTACHMENT

SUGGESTED PRICE LIST  
(F.O.B. PERRY, OKLAHOMA)

Effective August 1, 2017

PART NO.	DESCRIPTION	MSRP (USD)
----------	-------------	------------

**H810****H810 STANDARD #1****H810A-1** Base Unit: Standard Gearbox (11.65:1) - Includes:

020-1066 H810

650-1251 GEARBOX ASSEMBLY 11.65:1 (STD)

Total \$14,353.98 T

**H810 TRENCHING ATTACHMENT**

70,000 lb components not covered by Product Support policy; when used on power units over 50 hp.

NOTE: Counterweighting required.

<b>020-1066</b>	H810	\$10,159.18	T
	Shipped with: 190-1700 H810 SHIP KIT	\$443.44	C
	604-541 WEAR BAR KIT	\$310.11	C
	100-735 BOOM FIT-UP KIT(COMBO AUGERS)	\$470.39	C
	140-665 AUGER DRIVE SPROCKET ASS'Y	\$161.29	D
		\$11,544.41	

**GEARBOX ASSEMBLY (Select one)**

650-1250	GEARBOX ASSEMBLY 14.24:1 (LOW)	\$4,506.70	T
650-1251	GEARBOX ASSEMBLY 11.65:1 (STD)	\$4,506.70	T
650-1252	GEARBOX ASSEMBLY 8.66:1 (HI)	\$4,506.70	T

**HEXSHAFT FOR AUGERS (Select one)**

145-244	DOUBLE AUGER SHAFT	\$101.56	C
145-245	SINGLE AUGER SHAFT	\$98.45	C

**AUGERS (Select)**

145-070	RIGHT AUGER	\$442.07	C
145-071	LEFT AUGER	\$442.07	C
145-109	RIGHT AUGER	\$253.29	C
145-110	LEFT AUGER	\$253.29	C

**AUGER BRACKETS (Select one)**

141-521	LEFT AUGER BRACKET	\$507.78	C
	Shipped with: 141-520 RIGHT AUGER BRACKET	\$507.78	C
		\$1,015.56	
141-539	24" LEFT AUGER BRACKET	\$593.80	C
	Shipped with: 141-540 24" RIGHT AUGER BRACKET	\$593.80	C
		\$1,187.60	



CONFIDENTIAL

## TRENCHING ATTACHMENT

SUGGESTED PRICE LIST  
(F.O.B. PERRY, OKLAHOMA)

Effective August 1, 2017

PART NO.	DESCRIPTION	MSRP (USD)
<b>RESTRAINT BARS AND CLEANER BARS - H810 (Select one)</b>		
141-264	RESTRAINT BAR (62P) (for 140-1128 boom tube and 143-205 booms)	\$91.15 C
141-265	RESTRAINT BAR (70P) (for 140-1129 boom tube and 143-206 booms)	\$98.46 C
141-266	RESTRAINT BAR (78P) (for 140-1130 boom tube and 143-207 booms)	\$109.87 C
141-267	RESTRAINT BAR (94P) (for 140-1131 boom tube and 143-208 booms)	\$144.59 C
141-562	4' CLEANER BAR	\$561.55 C
	Shipped with: 104-175 4' BOOM KIT	\$63.10 C
		\$624.65 C
141-580	CLEANER BAR 5'	\$592.61 C
	Shipped with: 100-593 5' BOOM KIT	\$89.73 C
		\$682.34 C
141-579	CLEANER BAR 6'	\$623.67 C
	Shipped with: 100-594 6' BOOM KIT	\$93.32 C
		\$716.99 C
141-693	CLEANER BAR 8'	\$655.93 C
	Shipped with: 100-600 8' BOOM KIT	\$96.12 C
		\$752.05 C

**TRENCH CLEANERS****TRENCH CLEANER ASSEMBLY**

100-597	M/H910 H810 TRENCH CLEANER KIT	\$1,692.68 C
---------	--------------------------------	--------------

**TRENCH CLEANER SHOES**

141-675	6" SHOE (for 6" chain width)	\$50.42 C
141-558	3" ADJUSTABLE SHOE (for up to 10" chain width) 2 required	\$31.55 \$63.10 C
141-559	5" ADJUSTABLE SHOE (for 12" to 14" chain width) 2 required	\$36.33 \$72.66 C

**NOTE: Complete Trench Cleaner: Order Trench Cleaner, Cleaner Bar Kit, and Cleaner Shoe(s)****BOOMS****BOOM ASSEMBLY 70/110K LARGE TAIL ROLLER WITHOUT WEAR BAR**

140-545	3P LTR NON-WEAR-BAR BOOM	\$2,074.45 C
	Shipped with: 150-749 GREASE CYLINDER ASS'Y (HD)	\$595.95 C
		\$2,670.40 C

**Chain Length in Pitches**

140-1128	BOOM TUBE (62P-51") (48" depth X 12" max. recom'd width)	62	\$364.40 C
140-1176	HD BOOM TUBE (62P - 51") (48" depth X 12" max. recom'd width)	62	\$519.73 C

**Do not require a top bar kit.**



## SUGGESTED PRICE LIST

(F.O.B. PERRY, OKLAHOMA)

Effective August 1, 2017

PART NO.	DESCRIPTION	MSRP (USD)
<b>BOOM ASSEMBLY 70/110K LARGE TAIL ROLLER WITHOUT WEAR BAR (Continued)</b>		
140-1129	BOOM TUBE (70P-63.3") (58" depth X 12" max. recom'd width) 70	\$462.38 C
140-1177	HD BOOM TUBE (70P - 63.3") (58" depth X 12" max. recom'd width) 70	\$579.46 C
	<b>Both with:</b> 100-736 SHORT TOP BAR KIT	\$165.73 C
140-1130	BOOM TUBE (78P-75.5") (69" depth X 10" max. recom'd width) 78	\$523.11 C
140-1178	HD BOOM TUBE (78P - 75.5") (69" depth X 10" max. recom'd width) 78	\$593.80 C
	<b>Both with:</b> 100-737 LONG TOP BAR KIT	\$242.21 C
140-1131	BOOM TUBE (94P-101.1") (90" depth X 7" max. recom'd width) 94	\$681.02 C
140-1179	HD BOOM TUBE (94P - 101.1") (90" depth X 7" max. recom'd width) 94	\$775.40 C
	<b>Both with:</b> 100-737 LONG TOP BAR KIT 2 required	\$242.21 \$484.42 C
<b>BOOM ASSEMBLY 70/110K LARGE TAIL ROLLER WITH WEAR BAR</b>		
<b>Premium chain or weld-on alligator chain is required for warranty policy consideration.</b>		
<b>Chain Length in Pitches</b>		
140-546	3P LTR WEAR-BAR BOOM 62P (48" depth X 12" max. recom'd width) 62	\$2,228.25 C
	Shipped with: 150-749 GREASE CYLINDER ASS'Y (HD)	\$595.95 C
		\$2,824.20 C
140-1128	BOOM TUBE (62P-51")	\$364.40 C
140-1176	HD BOOM TUBE (62P - 51")	\$519.73 C
140-547	3P LTR WEAR-BAR BOOM 70P (58" depth X 12" max. recom'd width) 70	\$2,493.47 C
	Shipped with: 150-749 GREASE CYLINDER ASS'Y (HD)	\$595.95 C
		\$3,089.42 C
140-1129	BOOM TUBE (70P-63.3")	\$462.38 C
140-1177	HD BOOM TUBE (70P - 63.3")	\$579.46 C
140-548	3P LTR WEAR-BAR BOOM 78P (69" depth X 10" max. recom'd width) 78	\$2,824.42 C
	Shipped with: 150-749 GREASE CYLINDER ASS'Y (HD)	\$595.95 C
		\$3,420.37 C
140-1130	BOOM TUBE (78P-75.5")	\$523.11 C
140-1178	HD BOOM TUBE (78P - 75.5")	\$593.80 C
<b>HEAVY DUTY BOOM ASSEMBLY 70/110K LARGE TAIL ROLLER WITH WEAR BAR</b>		
<b>Premium chain or weld-on alligator chain is required for warranty policy consideration.</b>		
<b>Chain Length in Pitches</b>		
141-659	3P HD LTR WEAR-BAR BOOM 62P (48" depth X 12" max. recom'd width) 62	\$4,135.09 C
	Shipped with: 150-749 GREASE CYLINDER ASS'Y (HD)	\$595.95 C
		\$4,731.04 C
140-1128	BOOM TUBE (62P-51")	\$364.40 C
140-1176	HD BOOM TUBE (62P - 51")	\$519.73 C
141-658	3P HD LTR WEAR-BAR BOOM 70P (58" depth X 12" max. recom'd width) 70	\$4,458.86 C
	Shipped with: 150-749 GREASE CYLINDER ASS'Y (HD)	\$595.95 C
		\$5,054.81 C
140-1129	BOOM TUBE (70P-63.3")	\$462.38 C
140-1177	HD BOOM TUBE (70P - 63.3")	\$579.46 C



CONFIDENTIAL

## TRENCHING ATTACHMENT

SUGGESTED PRICE LIST  
(F.O.B. PERRY, OKLAHOMA)

Effective August 1, 2017

PART NO.	DESCRIPTION	MSRP (USD)
<b>HEAVY DUTY BOOM ASSEMBLY 70/110K LARGE TAIL ROLLER WITH WEAR BAR (Continued)</b>		
<b>Premium chain or weld-on alligator chain is required for warranty policy consideration.</b>		
<b>Chain Length in Pitches</b>		
141-660	3P HD LTR WEAR-BAR BOOM 78P (69" depth X 10" max. recom'd width)	\$4,775.48 C
	Shipped with: 150-749 GREASE CYLINDER ASS'Y (HD)	\$595.95 C
		\$5,371.43 C
140-1130	BOOM TUBE (78P-75.5")	\$523.11 C
140-1178	HD BOOM TUBE (78P - 75.5")	\$593.80 C
<b>BOOM ASSEMBLY 70/110K SMALL TAIL SPROCKET WITH SLIDE AND STOP</b>		
<b>Chain Length in Pitches</b>		
143-205	BOOM PARTS ASS'Y 3P STS 62P (45" depth X 12" max. recom'd width)	\$1,732.41 C
143-206	BOOM PARTS ASS'Y 3P STS 68P (52" depth X 12" max. recom'd width)	\$1,802.90 C
143-207	BOOM PARTS ASS'Y 3P STS 78P (65" depth X 10" max. recom'd width)	\$1,906.85 C
143-208	BOOM PARTS ASS'Y 3P STS 94P (93" depth X 7" max. recom'd width)	\$2,145.79 C

## CHAIN ASSEMBLIES

Select Appropriate 70K or 110K Chain Assembly by Chain Length in Pitches and Cutter Width from Chain Assembly Price List.

**H813****H813 STANDARD #1****H813A-1** Base Unit: Std. Speed Gearbox, Hyd. Slide - Includes:

020-1045 H813

270-2355 H813 PRODUCTION DECAL KIT EN

604-952 STANDARD HYDRAULIC MOTOR

604-960 HYDRAULIC SLIDE KIT

Total \$14,488.00 T

**H813 TRENCHING ATTACHMENT**

70,000 lb components not covered by Product Support policy; when used on power units over 50 hp.

NOTE: Counterweighting required. H813 (manual) and A523 requires 200 lbs. on opposite side of traverse.

<b>020-1045</b>	H813	\$11,641.99	T
	Shipped with: 190-1355 SHIP KIT	\$562.40	C
		\$12,204.39	



CONFIDENTIAL

## TRENCHING ATTACHMENT

**SUGGESTED PRICE LIST  
(F.O.B. PERRY, OKLAHOMA)**

Effective August 1, 2017

PART NO.	DESCRIPTION	MSRP (USD)
<b>DECAL KITS – H813 (Select one)</b>		
270-2355	H813 PRODUCTION DECAL KIT EN	\$11.05 C
<b>TRANSLATION DECAL KITS – H813 (Select if translation needed)</b>		
270-2356	H813 PRODUCTION DECAL KIT FR	\$53.68 C
270-2357	H813 PRODUCTION DECAL KIT GR	\$53.68 C
270-2358	H813 PRODUCTION DECAL KIT SP	\$53.68 C
270-2359	H813 PRODUCTION DECAL KIT IT	\$53.68 C
270-2360	H813 INTL. ISO DECAL KIT	\$42.33 C
		\$96.01 C
<b>NOTE: ISO decals will be shipped with all translation decals and any basic unit shipped outside the United States.</b>		
<b>HYDRAULIC DRIVE MOTOR - H813 (Select one)</b>		
604-952	STANDARD HYDRAULIC MOTOR	\$1,690.78 T
604-953	LARGE DISP/HIGH TORQUE MOTOR	\$1,823.02 T
604-954	SMALL DISP/HIGH SPEED MOTOR	\$1,823.02 T
<b>SLIDE KITS (Select one)</b>		
604-970	MANUAL SLIDE KIT	\$656.85 T
604-960	HYDRAULIC SLIDE KIT	\$1,965.11 T
<b>ACCESSORIES (Optional)</b>		
104-169	H515/H516/H540/H813 CTR WT KIT-MAN SLIDE	\$502.27 C
<b>NOTE: must be ordered when you select manual slide and backhoe</b>		
190-1373	CYLINDER LOCK KIT	\$87.97 C
<b>AUGERS (Select one)</b>		
604-681	SINGLE SHORT AUGER ASSEMBLY	\$413.41 C
604-682	DOUBLE SHORT AUGER ASSEMBLY KIT	\$701.82 C
604-683	SINGLE LONG AUGER ASSEMBLY KIT	\$622.60 C
604-684	DOUBLE LONG AUGER ASSEMBLY KIT	\$902.33 C
<b>RESTRAINT BARS AND CLEANER BARS (Select one)</b>		
141-041	RESTRAINT BAR (68.0") 3P	(for 52" depth) \$161.28 C
141-043	RESTRAINT BAR (81.0", 3P)	(for 62" depth) \$172.89 C
300-9716	PERSONNEL RESTRAINT BAR 110"	(for 84" depth) \$317.15 C
141-053	CLEANER TUBE (60.5")	(for 52" depth) \$346.48 C
141-351	3P, 5' CLEANER BAR	(for 62" depth) \$283.16 C
<b>TRENCH CLEANERS</b>		
<b>TRENCH CLEANER ASSEMBLY (For 70K digging chain - 3" pitch)</b>		
100-129	CLEANER SHOE & SLIDE KIT	\$604.53 C

Supersedes All Previous Price Lists---Prices Subject to Change Without Notice

The Charles Machine Works, Inc.; PO Box 66; Perry, OK 73077 (TRENCHING ATTACHMENT - 182)



CONFIDENTIAL

## TRENCHING ATTACHMENT

SUGGESTED PRICE LIST  
(F.O.B. PERRY, OKLAHOMA)

Effective August 1, 2017

PART NO.	DESCRIPTION	MSRP (USD)
----------	-------------	------------

## TRENCH CLEANER SHOES AND FACINGS

(For 70K digging chain - 3" pitch)

140-975	CLEANER SHOE (6-8")	\$37.63	C
116-033	SHOE FACING (6")	\$57.78	C
116-034	SHOE FACING (8")	\$68.29	C

**NOTE: Complete Trench Cleaner: Order Trench Cleaner, Cleaner Bar, and Cleaner Shoe(s)**BOOMS

## LTR (LARGE TAIL ROLLER) BOOMS (w/grease cylinder)

(For 70K digging chain - 3" pitch)

## Chain Length in Pitches

143-130	LTR WEAR BAR BOOM (48" 3P)	(for 52" depth)	62	\$1,901.09	C
140-1225	LTR WEAR BAR BOOM (60" 3P)	(for 62" depth)	76	\$1,981.15	C

## STS (SMALL TAIL SPROCKET) BOOMS

(For 70K digging chain - 3" pitch)

140-128	BOOM PARTS ASS'Y (58.8 3P)	(for 52" depth)	68	\$1,441.91	C
140-1186	94P STS BOOM ASSEMBLY	(for 84" depth)	94	\$2,108.41	C

## BOOM STUBS (Select one)

190-1366	30" BOOM STUB KIT	\$355.66	C
190-1367	24" BOOM STUB KIT	\$317.43	C

## CHAIN ASSEMBLIES

**Select Appropriate 70K Chain Assembly by Chain Length in Pitches and Cutter Width from Chain Assembly Price List.**H910

## H910 STANDARD #2

**H910A-1** Base Unit: HD Standard Gearbox (11.75:1) - Includes:

020-1056 H910 WITH REINFORCED PIVOT

279-055 H910 DECAL IT ENGLISH

605-126 GEARBOX-HD-11.75:1 (STD)

**Total \$14,547.51 T**

## H910 CENTERLINE TRENCHING ATTACHMENT

**70,000 lb components not covered by Product Support policy; when used on power units over 50 hp.**

<b>020-1056</b>	H910 WITH REINFORCED PIVOT	\$10,569.58	T
Shipped with:			
	604-576 H910 SHIP KIT	\$397.15	C
	604-541 WEAR BAR KIT	\$310.11	C
	100-735 BOOM FIT-UP KIT(COMBO AUGERS)	\$470.39	C
	140-665 AUGER DRIVE SPROCKET ASS'Y	\$161.29	D
		\$11,908.52	

Supersedes All Previous Price Lists---Prices Subject to Change Without Notice

The Charles Machine Works, Inc.; PO Box 66; Perry, OK 73077 (TRENCHING ATTACHMENT - 183)



CONFIDENTIAL

## TRENCHING ATTACHMENT

SUGGESTED PRICE LIST  
(F.O.B. PERRY, OKLAHOMA)

Effective August 1, 2017

PART NO.	DESCRIPTION	MSRP (USD)
<b>DECAL KIT - H910</b>		
279-055	H910 DECAL IT ENGLISH	\$4.43 C
<b>TRANSLATION DECAL KITS – (Select if translation needed)</b>		
270-1705	H910 ISO PROD. DECAL KIT	\$25.19 C
<b>NOTE: ISO decal kit will be shipped with all translation decals and any basic unit shipped outside the United States.</b>		
<b>GEARBOX ASSEMBLY (Select one)</b>		
605-138	GEARBOX-HD-15.73:1 (LO)	\$4,201.86 T
605-126	GEARBOX-HD-11.75:1 (STD)	\$4,201.86 T
605-127	GEARBOX-HD-9.69:1 (HIGH)	\$4,201.86 T
<b>HEXSHAFT FOR AUGERS (Select one)</b>		
145-244	DOUBLE AUGER SHAFT	\$101.56 C
145-245	SINGLE AUGER SHAFT	\$98.45 C
<b>AUGERS (Select)</b>		
145-070	RIGHT AUGER	\$442.07 C
145-071	LEFT AUGER	\$442.07 C
145-109	RIGHT AUGER	\$253.29 C
145-110	LEFT AUGER	\$253.29 C
<b>AUGER BRACKETS (Select one)</b>		
141-521	LEFT AUGER BRACKET	\$507.78 C
Shipped with: 141-520 RIGHT AUGER BRACKET		\$507.78 C
		\$1,015.56
141-539	24" LEFT AUGER BRACKET	\$593.80 C
Shipped with: 141-540 24" RIGHT AUGER BRACKET		\$593.80 C
		\$1,187.60

**SUGGESTED PRICE LIST**  
**(F.O.B. PERRY, OKLAHOMA)**

**Effective August 1, 2017**

PART NO.	DESCRIPTION	MSRP (USD)
<b>RESTRAINT BARS AND CLEANER BARS - H910 (Select one)</b>		
141-264	RESTRAINT BAR (62P) (for 140-1128 boom tube and 143-205 booms)	\$91.15 C
141-265	RESTRAINT BAR (70P) (for 140-1129 boom tube and 143-206 booms)	\$98.46 C
141-266	RESTRAINT BAR (78P) (for 140-1130 boom tube and 143-207 booms)	\$109.87 C
141-267	RESTRAINT BAR (94P) (for 140-1131 boom tube and 143-208 booms)	\$144.59 C
141-562	4' CLEANER BAR	\$561.55 C
	Shipped with: 104-175 4' BOOM KIT	\$63.10 C
		\$624.65 C
141-580	CLEANER BAR 5'	\$592.61 C
	Shipped with: 100-593 5' BOOM KIT	\$89.73 C
		\$682.34 C
141-579	CLEANER BAR 6'	\$623.67 C
	Shipped with: 100-594 6' BOOM KIT	\$93.32 C
		\$716.99 C
141-693	CLEANER BAR 8'	\$655.93 C
	Shipped with: 100-600 8' BOOM KIT	\$96.12 C
		\$752.05 C

**TRENCH CLEANERS**

**TRENCH CLEANER ASSEMBLY**

100-597	M/H910 H810 TRENCH CLEANER KIT	\$1,692.68 C
---------	--------------------------------	--------------

**TRENCH CLEANER SHOES**

141-675	6" SHOE (for 6" chain width)	\$50.42 C
141-558	3" ADJUSTABLE SHOE (for up to 10" chain width) 2 required	\$31.55 \$63.10 C
141-559	5" ADJUSTABLE SHOE (for 12" to 14" chain width) 2 required	\$36.33 \$72.66 C

**NOTE: Complete Trench Cleaner: Order Trench Cleaner, Cleaner Bar Kit, and Cleaner Shoe(s)**

**BOOMS**

**BOOM ASSEMBLY 70/110K LARGE TAIL ROLLER WITHOUT WEAR BAR**

140-545	3P LTR NON-WEAR-BAR BOOM	\$2,074.45 C
	Shipped with: 150-749 GREASE CYLINDER ASS'Y (HD)	\$595.95 C
		\$2,670.40 C

**Chain Length in Pitches**

140-1128	BOOM TUBE (62P-51") (48" depth X 12" max. recom'd width)	62	\$364.40 C
140-1176	HD BOOM TUBE (62P - 51") (48" depth X 12" max. recom'd width)	62	\$519.73 C

**Do not require a top bar kit.**

140-1129	BOOM TUBE (70P-63.3") (58" depth X 12" max. recom'd width)	70	\$462.38 C
140-1177	HD BOOM TUBE (70P - 63.3") (58" depth X 12" max. recom'd width)	70	\$579.46 C
	<b>Both with:</b> 100-736 SHORT TOP BAR KIT		\$165.73 C



CONFIDENTIAL

## TRENCHING ATTACHMENT

SUGGESTED PRICE LIST  
(F.O.B. PERRY, OKLAHOMA)

Effective August 1, 2017

PART NO.	DESCRIPTION	MSRP (USD)
<b>BOOM ASSEMBLY 70/110K LARGE TAIL ROLLER WITHOUT WEAR BAR (Continued)</b>		
140-1130	BOOM TUBE (78P-75.5") (69" depth X 10" max. recom'd width) 78	\$523.11 C
140-1178	HD BOOM TUBE (78P - 75.5") (69" depth X 10" max. recom'd width) 78	\$593.80 C
<b>Both with:</b> 100-737 LONG TOP BAR KIT		\$242.21 C
140-1131	BOOM TUBE (94P-101.1") (90" depth X 7" max. recom'd width) 94	\$681.02 C
140-1179	HD BOOM TUBE (94P - 101.1") (90" depth X 7" max. recom'd width) 94	\$775.40 C
<b>Both with:</b> 100-737 LONG TOP BAR KIT 2 required		\$242.21 \$484.42 C
<b>BOOM ASSEMBLY 70/110K LARGE TAIL ROLLER WITH WEAR BAR</b>		
<b>Premium chain or weld-on alligator chain is required for warranty policy consideration.</b>		
<b>Chain Length in Pitches</b>		
140-546	3P LTR WEAR-BAR BOOM 62P (48" depth X 12" max. recom'd width) 62	\$2,228.25 C
Shipped with: 150-749 GREASE CYLINDER ASS'Y (HD)		\$595.95 C
		\$2,824.20 C
140-1128	BOOM TUBE (62P-51")	\$364.40 C
140-1176	HD BOOM TUBE (62P - 51")	\$519.73 C
140-547	3P LTR WEAR-BAR BOOM 70P (58" depth X 12" max. recom'd width) 70	\$2,493.47 C
Shipped with: 150-749 GREASE CYLINDER ASS'Y (HD)		\$595.95 C
		\$3,089.42 C
140-1129	BOOM TUBE (70P-63.3")	\$462.38 C
140-1177	HD BOOM TUBE (70P - 63.3")	\$579.46 C
140-548	3P LTR WEAR-BAR BOOM 78P (69" depth X 10" max. recom'd width) 78	\$2,824.42 C
Shipped with: 150-749 GREASE CYLINDER ASS'Y (HD)		\$595.95 C
		\$3,420.37 C
140-1130	BOOM TUBE (78P-75.5")	\$523.11 C
140-1178	HD BOOM TUBE (78P - 75.5")	\$593.80 C
<b>HEAVY DUTY BOOM ASSEMBLY 70/110K LARGE TAIL ROLLER WITH WEAR BAR</b>		
<b>Premium chain or weld-on alligator chain is required for warranty policy consideration.</b>		
<b>Chain Length in Pitches</b>		
141-659	3P HD LTR WEAR-BAR BOOM 62P (48" depth X 12" max. recom'd width) 62	\$4,135.09 C
Shipped with: 150-749 GREASE CYLINDER ASS'Y (HD)		\$595.95 C
		\$4,731.04 C
140-1128	BOOM TUBE (62P-51")	\$364.40 C
140-1176	HD BOOM TUBE (62P - 51")	\$519.73 C
141-658	3P HD LTR WEAR-BAR BOOM 70P (58" depth X 12" max. recom'd width) 70	\$4,458.86 C
Shipped with: 150-749 GREASE CYLINDER ASS'Y (HD)		\$595.95 C
		\$5,054.81 C
140-1129	BOOM TUBE (70P-63.3")	\$462.38 C
140-1177	HD BOOM TUBE (70P - 63.3")	\$579.46 C
141-660	3P HD LTR WEAR-BAR BOOM 78P (69" depth X 10" max. recom'd width) 78	\$4,775.48 C
Shipped with: 150-749 GREASE CYLINDER ASS'Y (HD)		\$595.95 C
		\$5,371.43 C
140-1130	BOOM TUBE (78P-75.5")	\$523.11 C
140-1178	HD BOOM TUBE (78P - 75.5")	\$593.80 C

Supersedes All Previous Price Lists---Prices Subject to Change Without Notice

The Charles Machine Works, Inc.; PO Box 66; Perry, OK 73077 (TRENCHING ATTACHMENT - 186)





CONFIDENTIAL

## TRENCHING ATTACHMENT

SUGGESTED PRICE LIST  
(F.O.B. PERRY, OKLAHOMA)

Effective August 1, 2017

PART NO.	DESCRIPTION	MSRP (USD)
<b>BOOM ASSEMBLY 70/110K SMALL TAIL SPROCKET WITH SLIDE AND STOP</b>		
Chain Length in Pitches		
143-205	BOOM PARTS ASS'Y 3P STS 62P (45" depth X 12" max. recom'd width) 62	\$1,732.41 C
143-206	BOOM PARTS ASS'Y 3P STS 68P (52" depth X 12" max. recom'd width) 68	\$1,802.90 C
143-207	BOOM PARTS ASS'Y 3P STS 78P (65" depth X 10" max. recom'd width) 78	\$1,906.85 C
143-208	BOOM PARTS ASS'Y 3P STS 94P (93" depth X 7" max. recom'd width) 94	\$2,145.79 C

**CHAIN ASSEMBLIES**

Select Appropriate 70K or 110K Chain Assembly by Chain Length in Pitches and Cutter Width from Chain Assembly Price List.

**PLOW BLADES**

Select Appropriate Plow Blade from Plow Blade Price List.

**H911****H911 STANDARD #2**

**H911A-1** Base Unit: HD Standard Gearbox (11.75:1) - Includes:

104-182 H911 TRAVERSING TRENCHER

279-054 H911 DECAL KIT ENGLISH

605-126 GEARBOX-HD-11.75:1 (STD)

Total \$20,934.14 T

**H911 TRENCHING ATTACHMENT**

70,000 lb components not covered by Product Support policy; when used on power units over 50 hp.

<b>104-182</b>	H911 TRAVERSING TRENCHER	\$16,366.16	T
	Shipped with: 604-540 H911 SHIP KIT	\$605.52	C
	604-541 WEAR BAR KIT	\$310.11	C
	140-665 AUGER DRIVE SPROCKET ASS'Y	\$161.29	D
	100-735 BOOM FIT-UP KIT(COMBO AUGERS)	\$470.39	C
		\$17,913.47	

**DECAL KITS – H911 (Select one)**

279-054 H911 DECAL KIT ENGLISH \$5.45 C

**TRANSLATION DECAL KITS (Select if translation needed)**

270-4448 H911 PRODUCTION DECAL KIT RU \$152.57 C

270-2398 H911 INTL. ISO DECAL KIT \$26.90 C

NOTE: ISO decals will be shipped with all translation decals and any basic unit shipped outside the United States.

**GEARBOX ASSEMBLY (Select one)**

605-138 GEARBOX-HD-15.73:1 (LO) \$4,201.86 T

605-126 GEARBOX-HD-11.75:1 (STD) \$4,201.86 T

605-127 GEARBOX-HD-9.69:1 (HIGH) \$4,201.86 T

Supersedes All Previous Price Lists---Prices Subject to Change Without Notice

The Charles Machine Works, Inc.; PO Box 66; Perry, OK 73077 (TRENCHING ATTACHMENT - 187)





CONFIDENTIAL

## TRENCHING ATTACHMENT

SUGGESTED PRICE LIST  
(F.O.B. PERRY, OKLAHOMA)

Effective August 1, 2017

PART NO.	DESCRIPTION	MSRP (USD)
<b>HEXSHAFT FOR AUGERS (Select one)</b>		
145-244	DOUBLE AUGER SHAFT	\$101.56 C
145-245	SINGLE AUGER SHAFT	\$98.45 C
<b>AUGERS (Select one)</b>		
145-070	RIGHT AUGER	\$442.07 C
145-071	LEFT AUGER	\$442.07 C
145-109	RIGHT AUGER	\$253.29 C
145-110	LEFT AUGER	\$253.29 C
<b>AUGER BRACKETS (Select one)</b>		
141-521	LEFT AUGER BRACKET	\$507.78 C
Shipped with: 141-520 RIGHT AUGER BRACKET		\$507.78 C
		\$1,015.56
141-539	24" LEFT AUGER BRACKET	\$593.80 C
Shipped with: 141-540 24" RIGHT AUGER BRACKET		\$593.80 C
		\$1,187.60
<b>RESTRAINT BARS AND CLEANER BARS</b>		
141-264	RESTRAINT BAR (62P) (for 140-1128 boom tube and 143-205 booms)	\$91.15 C
141-265	RESTRAINT BAR (70P) (for 140-1129 boom tube and 143-206 booms)	\$98.46 C
141-266	RESTRAINT BAR (78P) (for 140-1130 boom tube and 143-207 booms)	\$109.87 C
141-267	RESTRAINT BAR (94P) (for 140-1131 boom tube and 143-208 booms)	\$144.59 C
141-562	4' CLEANER BAR	\$561.55 C
Shipped with: 104-175 4' BOOM KIT		\$63.10 C
		\$624.65 C
141-580	CLEANER BAR 5'	\$592.61 C
Shipped with: 100-593 5' BOOM KIT		\$89.73 C
		\$682.34 C
141-579	CLEANER BAR 6'	\$623.67 C
Shipped with: 100-594 6' BOOM KIT		\$93.32 C
		\$716.99 C
141-693	CLEANER BAR 8'	\$655.93 C
Shipped with: 100-600 8' BOOM KIT		\$96.12 C
		\$752.05 C

Supersedes All Previous Price Lists---Prices Subject to Change Without Notice

The Charles Machine Works, Inc.; PO Box 66; Perry, OK 73077 (TRENCHING ATTACHMENT - 188)



CONFIDENTIAL

## TRENCHING ATTACHMENT

SUGGESTED PRICE LIST  
(F.O.B. PERRY, OKLAHOMA)

Effective August 1, 2017

PART NO.	DESCRIPTION	MSRP (USD)	
<b>TRENCH CLEANERS</b>			
<b>TRENCH CLEANER ASSEMBLY</b>			
100-577	H911 TRENCHER CLEANER KIT	\$1,692.68	C
<b>TRENCH CLEANER SHOES</b>			
141-675	6" SHOE (for 6" chain width)	\$50.42	C
141-558	3" ADJUSTABLE SHOE (for up to 10" chain width) 2 required	\$31.55 \$63.10	C
141-559	5" ADJUSTABLE SHOE (for 12" to 14" chain width) 2 required	\$36.33 \$72.66	C
<b>NOTE: Complete Trench Cleaner: Order Trench Cleaner, Cleaner Bar Kit, and Cleaner Shoe(s)</b>			
<b>BOOMS</b>			
<b>BOOM ASSEMBLY 70/110K LARGE TAIL ROLLER WITHOUT WEAR BAR</b>			
140-545	3P LTR NON-WEAR-BAR BOOM	\$2,074.45	C
	Shipped with: 150-749 GREASE CYLINDER ASS'Y (HD)	\$595.95	C
		\$2,670.40	C
<b>Chain Length in Pitches</b>			
140-1128	BOOM TUBE (62P-51") (48" depth X 12" max. recom'd width) 62	\$364.40	C
140-1176	HD BOOM TUBE (62P - 51") (48" depth X 12" max. recom'd width) 62	\$519.73	C
<b>Do not require a top bar kit.</b>			
140-1129	BOOM TUBE (70P-63.3") (58" depth X 12" max. recom'd width) 70	\$462.38	C
140-1177	HD BOOM TUBE (70P - 63.3") (58" depth X 12" max. recom'd width) 70	\$579.46	C
	<b>Both with:</b> 100-736 SHORT TOP BAR KIT	\$165.73	C
140-1130	BOOM TUBE (78P-75.5") (69" depth X 10" max. recom'd width) 78	\$523.11	C
140-1178	HD BOOM TUBE (78P - 75.5") (69" depth X 10" max. recom'd width) 78	\$593.80	C
	<b>Both with:</b> 100-737 LONG TOP BAR KIT	\$242.21	C
140-1131	BOOM TUBE (94P-101.1") (90" depth X 7" max. recom'd width) 94	\$681.02	C
140-1179	HD BOOM TUBE (94P - 101.1") (90" depth X 7" max. recom'd width) 94	\$775.40	C
	<b>Both with:</b> 100-737 LONG TOP BAR KIT 2 required	\$242.21	\$484.42 C
<b>BOOM ASSEMBLY 70/110K LARGE TAIL ROLLER WITH WEAR BAR</b>			
<b>Premium chain or weld-on alligator chain is required for warranty policy consideration.</b>			
<b>Chain Length in Pitches</b>			
140-546	3P LTR WEAR-BAR BOOM 62P (48" depth X 12" max. recom'd width) 62	\$2,228.25	C
	Shipped with: 150-749 GREASE CYLINDER ASS'Y (HD)	\$595.95	C
		\$2,824.20	C
140-1128	BOOM TUBE (62P-51")	\$364.40	C
140-1176	HD BOOM TUBE (62P - 51")	\$519.73	C
140-547	3P LTR WEAR-BAR BOOM 70P (58" depth X 12" max. recom'd width) 70	\$2,493.47	C
	Shipped with: 150-749 GREASE CYLINDER ASS'Y (HD)	\$595.95	C
		\$3,089.42	C
140-1129	BOOM TUBE (70P-63.3")	\$462.38	C
140-1177	HD BOOM TUBE (70P - 63.3")	\$579.46	C

Supersedes All Previous Price Lists---Prices Subject to Change Without Notice

The Charles Machine Works, Inc.; PO Box 66; Perry, OK 73077 (TRENCHING ATTACHMENT - 189)



CONFIDENTIAL

## TRENCHING ATTACHMENT

SUGGESTED PRICE LIST  
(F.O.B. PERRY, OKLAHOMA)

Effective August 1, 2017

PART NO.	DESCRIPTION	MSRP (USD)	
<b>BOOM ASSEMBLY 70/110K LARGE TAIL ROLLER WITH WEAR BAR (Continued)</b>			
<b>Premium chain or weld-on alligator chain is required for warranty policy consideration.</b>			
<b>Chain Length in Pitches</b>			
140-548	3P LTR WEAR-BAR BOOM 78P (69" depth X 10" max. recom'd width)	\$2,824.42	C
	Shipped with: 150-749 GREASE CYLINDER ASS'Y (HD)	\$595.95	C
		\$3,420.37	C
140-1130	BOOM TUBE (78P-75.5")	\$523.11	C
140-1178	HD BOOM TUBE (78P - 75.5")	\$593.80	C
<b>HEAVY DUTY BOOM ASSEMBLY 70/110K LARGE TAIL ROLLER WITH WEAR BAR</b>			
<b>Premium chain or weld-on alligator chain is required for warranty policy consideration.</b>			
<b>Chain Length in Pitches</b>			
141-659	3P HD LTR WEAR-BAR BOOM 62P (48" depth X 12" max. recom'd width)	\$4,135.09	C
	Shipped with: 150-749 GREASE CYLINDER ASS'Y (HD)	\$595.95	C
		\$4,731.04	C
140-1128	BOOM TUBE (62P-51")	\$364.40	C
140-1176	HD BOOM TUBE (62P - 51")	\$519.73	C
141-658	3P HD LTR WEAR-BAR BOOM 70P (58" depth X 12" max. recom'd width)	\$4,458.86	C
	Shipped with: 150-749 GREASE CYLINDER ASS'Y (HD)	\$595.95	C
		\$5,054.81	C
140-1129	BOOM TUBE (70P-63.3")	\$462.38	C
140-1177	HD BOOM TUBE (70P - 63.3")	\$579.46	C
141-660	3P HD LTR WEAR-BAR BOOM 78P (69" depth X 10" max. recom'd width)	\$4,775.48	C
	Shipped with: 150-749 GREASE CYLINDER ASS'Y (HD)	\$595.95	C
		\$5,371.43	C
140-1130	BOOM TUBE (78P-75.5")	\$523.11	C
140-1178	HD BOOM TUBE (78P - 75.5")	\$593.80	C
<b>BOOM ASSEMBLY 70/110K SMALL TAIL SPROCKET WITH SLIDE AND STOP</b>			
<b>Chain Length in Pitches</b>			
143-205	BOOM PARTS ASS'Y 3P STS 62P (45" depth X 12" max. recom'd width)	\$1,732.41	C
143-206	BOOM PARTS ASS'Y 3P STS 68P (52" depth X 12" max. recom'd width)	\$1,802.90	C
143-207	BOOM PARTS ASS'Y 3P STS 78P (65" depth X 10" max. recom'd width)	\$1,906.85	C
143-208	BOOM PARTS ASS'Y 3P STS 94P (93" depth X 7" max. recom'd width)	\$2,145.79	C

## CHAIN ASSEMBLIES

Select Appropriate 70K or 110K Chain Assembly by Chain Length in Pitches and Cutter Width from Chain Assembly Price List.

## PLOW BLADES

Select Appropriate Plow Blade from Plow Blade Price List.



CONFIDENTIAL

## TRENCHING ATTACHMENT

SUGGESTED PRICE LIST  
(F.O.B. PERRY, OKLAHOMA)

Effective August 1, 2017

PART NO.	DESCRIPTION	MSRP (USD)
----------	-------------	------------

**M910****M910 STANDARD #1**

<b>M910A-1</b>	Base Unit: Standard Gearbox (7.64:1) - Includes:
020-1057	M910 WITH REINFORCED PIVOT
279-052	M910 DECAL KIT ENGLISH
166-197	GEARBOX 7.64:1 (STD)

Total \$13,904.17 T

**M910 CENTERLINE DIGGING ATTACHMENT**

70,000 lb components not covered by Product Support policy; when used on power units over 50 hp.

<b>020-1057</b>	M910 WITH REINFORCED PIVOT	\$10,532.87	T
	Shipped with: 604-575 M910 SHIP KIT	\$934.02	C
	604-541 WEAR BAR KIT	\$310.11	C
	100-735 BOOM FIT-UP KIT(COMBO AUGERS)	\$470.39	C
	140-665 AUGER DRIVE SPROCKET ASS'Y	\$161.29	D
		\$12,408.68	

**DECAL KITS – M910 (Select one)**

279-052	M910 DECAL KIT ENGLISH	\$7.24	C
---------	------------------------	--------	---

**TRANSLATION DECAL KITS – (Select if translation needed)**

270-1706	M910 ISO DECAL KIT	\$39.60	C
----------	--------------------	---------	---

**NOTE: ISO decal kit will be shipped with all translation decals and any basic unit shipped outside the United States.****GEARBOX ASSEMBLY (Select one)**

166-194	GEARBOX 8.4:1 (LO)	\$3,570.65	T
166-197	GEARBOX 7.64:1 (STD)	\$3,570.65	T
166-198	GEARBOX 6.96:1 (HI)	\$3,570.65	T

**HEXSHAFT FOR AUGERS (Select one)**

145-244	DOUBLE AUGER SHAFT	\$101.56	C
145-245	SINGLE AUGER SHAFT	\$98.45	C

**AUGERS (Select)**

145-070	RIGHT AUGER	\$442.07	C
145-071	LEFT AUGER	\$442.07	C
145-109	RIGHT AUGER	\$253.29	C
145-110	LEFT AUGER	\$253.29	C



CONFIDENTIAL

## TRENCHING ATTACHMENT

SUGGESTED PRICE LIST  
(F.O.B. PERRY, OKLAHOMA)

Effective August 1, 2017

PART NO.	DESCRIPTION	MSRP (USD)	
<b>AUGER BRACKETS (Select one)</b>			
141-521	LEFT AUGER BRACKET	\$507.78	C
	Shipped with: 141-520 RIGHT AUGER BRACKET	\$507.78	C
		\$1,015.56	
141-539	24" LEFT AUGER BRACKET	\$593.80	C
	Shipped with: 141-540 24" RIGHT AUGER BRACKET	\$593.80	C
		\$1,187.60	
<b>RESTRAINT BARS AND CLEANER BARS - M910 (Select one)</b>			
141-264	RESTRAINT BAR (62P) (for 140-1128 boom tube and 143-205 booms)	\$91.15	C
141-265	RESTRAINT BAR (70P) (for 140-1129 boom tube and 143-206 booms)	\$98.46	C
141-266	RESTRAINT BAR (78P) (for 140-1130 boom tube and 143-207 booms)	\$109.87	C
141-267	RESTRAINT BAR (94P) (for 140-1131 boom tube and 143-208 booms)	\$144.59	C
141-562	4' CLEANER BAR	\$561.55	C
	Shipped with: 104-175 4' BOOM KIT	\$63.10	C
		\$624.65	C
141-580	CLEANER BAR 5'	\$592.61	C
	Shipped with: 100-593 5' BOOM KIT	\$89.73	C
		\$682.34	C
141-579	CLEANER BAR 6'	\$623.67	C
	Shipped with: 100-594 6' BOOM KIT	\$93.32	C
		\$716.99	C
141-693	CLEANER BAR 8'	\$655.93	C
	Shipped with: 100-600 8' BOOM KIT	\$96.12	C
		\$752.05	C
<b>Trench Cleaner - See Rear Attachment Options</b>			

**TRENCH CLEANERS****TRENCH CLEANER ASSEMBLY**

100-597	M/H910 H810 TRENCH CLEANER KIT	\$1,692.68	C
---------	--------------------------------	------------	---

**TRENCH CLEANER SHOES**

141-675	6" SHOE (for 6" chain width)	\$50.42	C
141-558	3" ADJUSTABLE SHOE (for up to 10" chain width) 2 required	\$31.55 \$63.10	C
141-559	5" ADJUSTABLE SHOE (for 12" to 14" chain width) 2 required	\$36.33 \$72.66	C

**NOTE: Complete Trench Cleaner: Order Trench Cleaner, Cleaner Bar Kit, and Cleaner Shoe(s)**



CONFIDENTIAL

## TRENCHING ATTACHMENT

SUGGESTED PRICE LIST  
(F.O.B. PERRY, OKLAHOMA)

Effective August 1, 2017

PART NO.	DESCRIPTION	MSRP (USD)	
<b>BOOMS</b>			
<b>BOOM ASSEMBLY 70/110K LARGE TAIL ROLLER WITHOUT WEAR BAR</b>			
140-545	3P LTR NON-WEAR-BAR BOOM	\$2,074.45	C
	Shipped with: 150-749 GREASE CYLINDER ASS'Y (HD)	\$595.95	C
		\$2,670.40	C
<b>Chain Length in Pitches</b>			
140-1128	BOOM TUBE (62P-51") (48" depth X 12" max. recom'd width)	62	\$364.40 C
140-1176	HD BOOM TUBE (62P - 51") (48" depth X 12" max. recom'd width)	62	\$519.73 C
<b>Do not require a top bar kit.</b>			
140-1129	BOOM TUBE (70P-63.3") (58" depth X 12" max. recom'd width)	70	\$462.38 C
140-1177	HD BOOM TUBE (70P - 63.3") (58" depth X 12" max. recom'd width)	70	\$579.46 C
	<b>Both with:</b> 100-736 SHORT TOP BAR KIT		\$165.73 C
140-1130	BOOM TUBE (78P-75.5") (69" depth X 10" max. recom'd width)	78	\$523.11 C
140-1178	HD BOOM TUBE (78P - 75.5") (69" depth X 10" max. recom'd width)	78	\$593.80 C
	<b>Both with:</b> 100-737 LONG TOP BAR KIT		\$242.21 C
140-1131	BOOM TUBE (94P-101.1") (90" depth X 7" max. recom'd width)	94	\$681.02 C
140-1179	HD BOOM TUBE (94P - 101.1") (90" depth X 7" max. recom'd width)	94	\$775.40 C
	<b>Both with:</b> 100-737 LONG TOP BAR KIT	2 required	\$242.21 \$484.42 C
<b>BOOM ASSEMBLY 70/110K LARGE TAIL ROLLER WITH WEAR BAR</b>			
<b>Premium chain or weld-on alligator chain is required for warranty policy consideration.</b>			
<b>Chain Length in Pitches</b>			
140-546	3P LTR WEAR-BAR BOOM 62P (48" depth X 12" max. recom'd width)	62	\$2,228.25 C
	Shipped with: 150-749 GREASE CYLINDER ASS'Y (HD)		\$595.95 C
			\$2,824.20 C
140-1128	BOOM TUBE (62P-51")		\$364.40 C
140-1176	HD BOOM TUBE (62P - 51")		\$519.73 C
140-547	3P LTR WEAR-BAR BOOM 70P (58" depth X 12" max. recom'd width)	70	\$2,493.47 C
	Shipped with: 150-749 GREASE CYLINDER ASS'Y (HD)		\$595.95 C
			\$3,089.42 C
140-1129	BOOM TUBE (70P-63.3")		\$462.38 C
140-1177	HD BOOM TUBE (70P - 63.3")		\$579.46 C
140-548	3P LTR WEAR-BAR BOOM 78P (69" depth X 10" max. recom'd width)	78	\$2,824.42 C
	Shipped with: 150-749 GREASE CYLINDER ASS'Y (HD)		\$595.95 C
			\$3,420.37 C
140-1130	BOOM TUBE (78P-75.5")		\$523.11 C
140-1178	HD BOOM TUBE (78P - 75.5")		\$593.80 C



CONFIDENTIAL

## TRENCHING ATTACHMENT

SUGGESTED PRICE LIST  
(F.O.B. PERRY, OKLAHOMA)

Effective August 1, 2017

PART NO.	DESCRIPTION	MSRP (USD)	
<b>HEAVY DUTY BOOM ASSEMBLY 70/110K LARGE TAIL ROLLER WITH WEAR BAR</b>			
<b>Premium chain or weld-on alligator chain is required for warranty policy consideration.</b>			
<b>Chain Length in Pitches</b>			
141-659	3P HD LTR WEAR-BAR BOOM 62P (48" depth X 12" max. recom'd width)	\$4,135.09	C
	Shipped with: 150-749 GREASE CYLINDER ASS'Y (HD)	\$595.95	C
		\$4,731.04	C
140-1128	BOOM TUBE (62P-51")	\$364.40	C
140-1176	HD BOOM TUBE (62P - 51")	\$519.73	C
141-658	3P HD LTR WEAR-BAR BOOM 70P (58" depth X 12" max. recom'd width)	\$4,458.86	C
	Shipped with: 150-749 GREASE CYLINDER ASS'Y (HD)	\$595.95	C
		\$5,054.81	C
140-1129	BOOM TUBE (70P-63.3")	\$462.38	C
140-1177	HD BOOM TUBE (70P - 63.3")	\$579.46	C
141-660	3P HD LTR WEAR-BAR BOOM 78P (69" depth X 10" max. recom'd width)	\$4,775.48	C
	Shipped with: 150-749 GREASE CYLINDER ASS'Y (HD)	\$595.95	C
		\$5,371.43	C
140-1130	BOOM TUBE (78P-75.5")	\$523.11	C
140-1178	HD BOOM TUBE (78P - 75.5")	\$593.80	C
<b>BOOM ASSEMBLY 70/110K SMALL TAIL SPROCKET WITH SLIDE AND STOP</b>			
<b>Chain Length in Pitches</b>			
143-205	BOOM PARTS ASS'Y 3P STS 62P (45" depth X 12" max. recom'd width)	\$1,732.41	C
143-206	BOOM PARTS ASS'Y 3P STS 68P (52" depth X 12" max. recom'd width)	\$1,802.90	C
143-207	BOOM PARTS ASS'Y 3P STS 78P (65" depth X 10" max. recom'd width)	\$1,906.85	C
143-208	BOOM PARTS ASS'Y 3P STS 94P (93" depth X 7" max. recom'd width)	\$2,145.79	C

## CHAIN ASSEMBLIES

Select Appropriate 70K or 110K Chain Assembly by Chain Length in Pitches and Cutter Width from Chain Assembly Price List.



CONFIDENTIAL

## TRENCHING ATTACHMENT

SUGGESTED PRICE LIST  
(F.O.B. PERRY, OKLAHOMA)

Effective August 1, 2017

PART NO.	DESCRIPTION	MSRP (USD)
----------	-------------	------------

**M912****M912 STANDARD #1**

<b>M912A-1</b>	Base Unit: Standard Gearbox (7.64:1) - Includes:
100-595	M912 DOUBLE PIVOT TRENCHER
279-053	M912 PRODUCTION KIT
166-197	GEARBOX 7.64:1 (STD)

Total \$20,352.26 T

**M912 DOUBLE PIVOT DIGGING ATTACHMENT**

70,000 lb components not covered by Product Support policy; when used on power units over 50 hp.

NOTE: Rear counterweighting required when A920 backhoe is mounted, 200 lbs. on digging attachment frame.

<b>100-595</b>	M912 DOUBLE PIVOT TRENCHER	\$16,084.93	T
	Shipped with: 604-579 M912 SHIP KIT	\$1,381.34	C
	100-735 BOOM FIT-UP KIT(COMBO AUGERS)	\$470.39	C
	140-665 AUGER DRIVE SPROCKET ASS'Y	\$161.29	D
		\$18,097.95	

**DECAL KITS – M912 (Select one)**

279-053	M912 PRODUCTION KIT	\$9.55	C
---------	---------------------	--------	---

**TRANSLATION DECAL KITS – (Select if translation needed)**

270-1707	DT100M/M912 ISO PROD. DECAL KIT	\$53.98	C
----------	---------------------------------	---------	---

NOTE: ISO decal kit will be shipped with all translation decals and any basic unit shipped outside the United States.

**GEARBOX ASSEMBLY (Select one)**

166-518	GEARBOX 9.26:1 (ELO)	\$3,745.68	T
166-194	GEARBOX 8.4:1 (LO)	\$3,570.65	T
166-197	GEARBOX 7.64:1 (STD)	\$3,570.65	T

**HEXSHAFT FOR AUGERS (Select one)**

145-244	DOUBLE AUGER SHAFT	\$101.56	C
145-245	SINGLE AUGER SHAFT	\$98.45	C

**AUGERS (Select)**

145-070	RIGHT AUGER	\$442.07	C
145-071	LEFT AUGER	\$442.07	C
145-109	RIGHT AUGER	\$253.29	C
145-110	LEFT AUGER	\$253.29	C





CONFIDENTIAL

## TRENCHING ATTACHMENT

SUGGESTED PRICE LIST  
(F.O.B. PERRY, OKLAHOMA)

Effective August 1, 2017

PART NO.	DESCRIPTION	MSRP (USD)	
<b>AUGER BRACKETS (Select one)</b>			
141-747	12" RIGHT AUGER BRACKET	\$653.86	C
	Shipped with: 141-746 12" LEFT AUGER BRACKET	\$653.86	C
		\$1,307.72	
141-748	24" LEFT AUGER BRACKET	\$771.02	C
	Shipped with: 141-749 24" RIGHT AUGER BRACKET	\$771.02	C
		\$1,542.04	
<b>OFFSET COVER KIT (Select one)</b>			
191-334	OFFSET COVER KIT (6" & 8")	\$177.18	C
191-335	OFFSET COVER KIT (10" & 12")	\$177.18	C
<b>RESTRAINT BARS AND CLEANER BARS - M912 (Select one)</b>			
141-264	RESTRAINT BAR (62P) (for 140-1128 boom tube and 143-205 booms)	\$91.15	C
141-265	RESTRAINT BAR (70P) (for 140-1129 boom tube and 143-206 booms)	\$98.46	C
141-266	RESTRAINT BAR (78P) (for 140-1130 boom tube and 143-207 booms)	\$109.87	C
141-267	RESTRAINT BAR (94P) (for 140-1131 boom tube and 143-208 booms)	\$144.59	C
141-562	4' CLEANER BAR	\$561.55	C
	Shipped with: 104-175 4' BOOM KIT	\$63.10	C
		\$624.65	C
141-580	CLEANER BAR 5'	\$592.61	C
	Shipped with: 104-085 5' BOOM KIT	\$95.61	C
		\$688.22	C
141-579	CLEANER BAR 6'	\$623.67	C
	Shipped with: 104-086 6' BOOM KIT	\$108.37	C
		\$732.04	C
141-693	CLEANER BAR 8'	\$655.93	C
	Shipped with: 104-087 8' BOOM KIT	\$140.23	C
		\$796.16	C

**TRENCH CLEANERS****TRENCH CLEANER ASSEMBLY**

104-032	912 TR CLEAN KIT	\$1,676.25	C
---------	------------------	------------	---

**TRENCH CLEANER SHOES**

141-675	6" SHOE	(for 6" chain width)		\$50.42	C
141-558	3" ADJUSTABLE SHOE	(for up to 10" chain width)	2 required	\$31.55	\$63.10 C
141-559	5" ADJUSTABLE SHOE	(for 12" to 14" chain width)	2 required	\$36.33	\$72.66 C

**NOTE: Complete Trench Cleaner: Order Trench Cleaner, Cleaner Bar Kit, and Cleaner Shoe(s)****ACCESSORIES**

104-043	COUNTERWEIGHT KIT M912/DT100M	(Required if mounting A920 and M912)	\$833.71	C
---------	-------------------------------	--------------------------------------	----------	---

Supersedes All Previous Price Lists---Prices Subject to Change Without Notice

The Charles Machine Works, Inc.; PO Box 66; Perry, OK 73077 (TRENCHING ATTACHMENT - 196)



CONFIDENTIAL

## TRENCHING ATTACHMENT

SUGGESTED PRICE LIST  
(F.O.B. PERRY, OKLAHOMA)

Effective August 1, 2017

PART NO.	DESCRIPTION	MSRP (USD)	
<b>BOOMS</b>			
<b>BOOM ASSEMBLY 70/110K LARGE TAIL ROLLER WITHOUT WEAR BAR</b>			
140-545	3P LTR NON-WEAR-BAR BOOM	\$2,074.45	C
	Shipped with: 150-749 GREASE CYLINDER ASS'Y (HD)	\$595.95	C
		\$2,670.40	C
<b>Chain Length in Pitches</b>			
140-1128	BOOM TUBE (62P-51") (48" depth X 12" max. recom'd width)	62	\$364.40 C
140-1176	HD BOOM TUBE (62P - 51") (48" depth X 12" max. recom'd width)	62	\$519.73 C
<b>Do not require a top bar kit.</b>			
140-1129	BOOM TUBE (70P-63.3") (58" depth X 12" max. recom'd width)	70	\$462.38 C
140-1177	HD BOOM TUBE (70P - 63.3") (58" depth X 12" max. recom'd width)	70	\$579.46 C
	<b>Both with:</b> 100-736 SHORT TOP BAR KIT		\$165.73 C
140-1130	BOOM TUBE (78P-75.5") (69" depth X 10" max. recom'd width)	78	\$523.11 C
140-1178	HD BOOM TUBE (78P - 75.5") (69" depth X 10" max. recom'd width)	78	\$593.80 C
	<b>Both with:</b> 100-737 LONG TOP BAR KIT		\$242.21 C
140-1131	BOOM TUBE (94P-101.1") (90" depth X 7" max. recom'd width)	94	\$681.02 C
140-1179	HD BOOM TUBE (94P - 101.1") (90" depth X 7" max. recom'd width)	94	\$775.40 C
	<b>Both with:</b> 100-737 LONG TOP BAR KIT	2 required	\$242.21 \$484.42 C
<b>BOOM ASSEMBLY 70/110K LARGE TAIL ROLLER WITH WEAR BAR</b>			
<b>Premium chain or weld-on alligator chain is required for warranty policy consideration.</b>			
<b>Chain Length in Pitches</b>			
140-546	3P LTR WEAR-BAR BOOM 62P (48" depth X 12" max. recom'd width)	62	\$2,228.25 C
	Shipped with: 150-749 GREASE CYLINDER ASS'Y (HD)		\$595.95 C
			\$2,824.20 C
140-1128	BOOM TUBE (62P-51")		\$364.40 C
140-1176	HD BOOM TUBE (62P - 51")		\$519.73 C
140-547	3P LTR WEAR-BAR BOOM 70P (58" depth X 12" max. recom'd width)	70	\$2,493.47 C
	Shipped with: 150-749 GREASE CYLINDER ASS'Y (HD)		\$595.95 C
			\$3,089.42 C
140-1129	BOOM TUBE (70P-63.3")		\$462.38 C
140-1177	HD BOOM TUBE (70P - 63.3")		\$579.46 C
140-548	3P LTR WEAR-BAR BOOM 78P (69" depth X 10" max. recom'd width)	78	\$2,824.42 C
	Shipped with: 150-749 GREASE CYLINDER ASS'Y (HD)		\$595.95 C
			\$3,420.37 C
140-1130	BOOM TUBE (78P-75.5")		\$523.11 C
140-1178	HD BOOM TUBE (78P - 75.5")		\$593.80 C



CONFIDENTIAL

## TRENCHING ATTACHMENT

SUGGESTED PRICE LIST  
(F.O.B. PERRY, OKLAHOMA)

Effective August 1, 2017

PART NO.	DESCRIPTION	MSRP (USD)
<b>HEAVY DUTY BOOM ASSEMBLY 70/110K LARGE TAIL ROLLER WITH WEAR BAR</b>		
<b>Premium chain or weld-on alligator chain is required for warranty policy consideration.</b>		
<b>Chain Length in Pitches</b>		
141-659	3P HD LTR WEAR-BAR BOOM 62P (48" depth X 12" max. recom'd width)	\$4,135.09 C
	Shipped with: 150-749 GREASE CYLINDER ASS'Y (HD)	\$595.95 C
		\$4,731.04 C
140-1128	BOOM TUBE (62P-51")	\$364.40 C
140-1176	HD BOOM TUBE (62P - 51")	\$519.73 C
141-658	3P HD LTR WEAR-BAR BOOM 70P (58" depth X 12" max. recom'd width)	\$4,458.86 C
	Shipped with: 150-749 GREASE CYLINDER ASS'Y (HD)	\$595.95 C
		\$5,054.81 C
140-1129	BOOM TUBE (70P-63.3")	\$462.38 C
140-1177	HD BOOM TUBE (70P - 63.3")	\$579.46 C
141-660	3P HD LTR WEAR-BAR BOOM 78P (69" depth X 10" max. recom'd width)	\$4,775.48 C
	Shipped with: 150-749 GREASE CYLINDER ASS'Y (HD)	\$595.95 C
		\$5,371.43 C
140-1130	BOOM TUBE (78P-75.5")	\$523.11 C
140-1178	HD BOOM TUBE (78P - 75.5")	\$593.80 C
<b>BOOM ASSEMBLY 70/110K SMALL TAIL SPROCKET WITH SLIDE AND STOP</b>		
<b>Chain Length in Pitches</b>		
143-205	BOOM PARTS ASS'Y 3P STS 62P (45" depth X 12" max. recom'd width)	\$1,732.41 C
143-206	BOOM PARTS ASS'Y 3P STS 68P (52" depth X 12" max. recom'd width)	\$1,802.90 C
143-207	BOOM PARTS ASS'Y 3P STS 78P (65" depth X 10" max. recom'd width)	\$1,906.85 C
143-208	BOOM PARTS ASS'Y 3P STS 94P (93" depth X 7" max. recom'd width)	\$2,145.79 C

## CHAIN ASSEMBLIES

Select Appropriate 70K or 110K Chain Assembly by Chain Length in Pitches and Cutter Width from Chain Assembly Price List.



CONFIDENTIAL

## TRENCHING ATTACHMENT

SUGGESTED PRICE LIST  
(F.O.B. PERRY, OKLAHOMA)

Effective August 1, 2017

PART NO.	DESCRIPTION	MSRP (USD)
----------	-------------	------------

**CT100M****CT100M CENTERLINE DIGGING ATTACHMENT - Includes:**

CT100M Base \$14,563.05 T

Includes: Basic Assembly, Production Decal Kit, Ship Kit, Boom Fit-Up Kit, Auger Drive Sprocket Assembly

**70,000 lb components not covered by Product Support policy; when used on power units over 50 hp.****TRANSLATION DECALS – (Select if translation needed)**

Foreign Decals \$76.38 T

ISO Decals \$15.76 T

**NOTE: ISO decals will be shipped with all translation decals and any basic unit shipped outside the United States.****GEARBOX ASSEMBLY (Select one)**

GEARBOX 8.4:1 (LO) \$3,570.65 T

GEARBOX 7.64:1 (STD) \$3,570.65 T

GEARBOX 9.26:1 (ELO) \$3,745.68 T

**HEXSHAFT FOR AUGERS (Select one)**

145-244 DOUBLE AUGER SHAFT \$101.56 C

145-245 SINGLE AUGER SHAFT \$98.45 C

**AUGERS (Select)**

145-070 RIGHT AUGER \$442.07 C

145-071 LEFT AUGER \$442.07 C

145-109 RIGHT AUGER \$253.29 C

145-110 LEFT AUGER \$253.29 C

**AUGER BRACKETS (Select one)**

141-521 LEFT AUGER BRACKET \$507.78 C

Shipped with: 141-520 RIGHT AUGER BRACKET \$507.78 C

\$1,015.56

141-539 24" LEFT AUGER BRACKET \$593.80 C

Shipped with: 141-540 24" RIGHT AUGER BRACKET \$593.80 C

\$1,187.60



CONFIDENTIAL

## TRENCHING ATTACHMENT

SUGGESTED PRICE LIST  
(F.O.B. PERRY, OKLAHOMA)

Effective August 1, 2017

PART NO.	DESCRIPTION	MSRP (USD)
<b>RESTRAINT BARS AND CLEANER BARS - CT100M (Select one)</b>		
140-0001	GG DANGER RESTRAINT BAR (62P) (for 140-1128 boom tube and 143-205 booms)	\$101.49 C
140-0002	GG DANGER RESTRAINT BAR (70P) (for 140-1129 boom tube and 143-206 booms)	\$110.67 C
140-0003	GG DANGER RESTRAINT BAR (78P) (for 140-1130 boom tube and 143-207 booms)	\$124.95 C
140-0004	GG DANGER RESTRAINT BAR (94P) (for 140-1131 boom tube and 143-208 booms)	\$159.63 C
140-0014	CLEANER BAR 4' Shipped with: 140-0024 4' BOOM KIT	\$566.10 C \$87.04 C \$653.14 C
140-0015	CLEANER BAR 5' Shipped with: 140-0025 5' BOOM KIT	\$596.70 C \$90.13 C \$686.83 C
140-0016	CLEANER BAR 6' Shipped with: 140-0026 6' BOOM KIT	\$627.30 C \$93.22 C \$720.52 C
140-0018	CLEANER BAR 8' Shipped with: 140-0028 8' BOOM KIT	\$668.10 C \$96.31 C \$764.41 C

**ACCESSORIES**

604-541	WEAR BAR KIT	(Shipped with Basic Unit)	\$310.11	C
---------	--------------	---------------------------	----------	---

**TRENCH CLEANERS****TRENCH CLEANER ASSEMBLY**

190-2400	CT120H/CT100M TRENCH CLEANER KIT	\$2,317.50	C
----------	----------------------------------	------------	---

**TRENCH CLEANER SHOES**

141-675	6" SHOE	(for 6" chain width)	\$50.42	C
141-558	3" ADJUSTABLE SHOE	(for up to 10" chain width) 2 required	\$31.55 \$63.10	C
141-559	5" ADJUSTABLE SHOE	(for 12" to 14" chain width) 2 required	\$36.33 \$72.66	C

**NOTE: Complete Trench Cleaner: Order Trench Cleaner, Cleaner Bar Kit, and Cleaner Shoe(s)**



CONFIDENTIAL

## TRENCHING ATTACHMENT

SUGGESTED PRICE LIST  
(F.O.B. PERRY, OKLAHOMA)

Effective August 1, 2017

PART NO.	DESCRIPTION	MSRP (USD)	
<b>BOOMS</b>			
<b>BOOM ASSEMBLY 70/110K LARGE TAIL ROLLER WITHOUT WEAR BAR</b>			
140-545	3P LTR NON-WEAR-BAR BOOM	\$2,074.45	C
	Shipped with: 150-749 GREASE CYLINDER ASS'Y (HD)	\$595.95	C
		\$2,670.40	C
<b>Chain Length in Pitches</b>			
140-1128	BOOM TUBE (62P-51") (48" depth X 12" max. recom'd width)	62	\$364.40 C
140-1176	HD BOOM TUBE (62P - 51") (48" depth X 12" max. recom'd width)	62	\$519.73 C
<b>Do not require a top bar kit.</b>			
140-1129	BOOM TUBE (70P-63.3") (58" depth X 12" max. recom'd width)	70	\$462.38 C
140-1177	HD BOOM TUBE (70P - 63.3") (58" depth X 12" max. recom'd width)	70	\$579.46 C
	<b>Both with:</b> 100-736 SHORT TOP BAR KIT		\$165.73 C
140-1130	BOOM TUBE (78P-75.5") (69" depth X 10" max. recom'd width)	78	\$523.11 C
140-1178	HD BOOM TUBE (78P - 75.5") (69" depth X 10" max. recom'd width)	78	\$593.80 C
	<b>Both with:</b> 100-737 LONG TOP BAR KIT		\$242.21 C
140-1131	BOOM TUBE (94P-101.1") (90" depth X 7" max. recom'd width)	94	\$681.02 C
140-1179	HD BOOM TUBE (94P - 101.1") (90" depth X 7" max. recom'd width)	94	\$775.40 C
	<b>Both with:</b> 100-737 LONG TOP BAR KIT	2 required	\$242.21 \$484.42 C
<b>BOOM ASSEMBLY 70/110K LARGE TAIL ROLLER WITH WEAR BAR</b>			
<b>Premium chain or weld-on alligator chain is required for warranty policy consideration.</b>			
<b>Chain Length in Pitches</b>			
140-546	3P LTR WEAR-BAR BOOM 62P (48" depth X 12" max. recom'd width)	62	\$2,228.25 C
	Shipped with: 150-749 GREASE CYLINDER ASS'Y (HD)		\$595.95 C
			\$2,824.20 C
140-1128	BOOM TUBE (62P-51")		\$364.40 C
140-1176	HD BOOM TUBE (62P - 51")		\$519.73 C
140-547	3P LTR WEAR-BAR BOOM 70P (58" depth X 12" max. recom'd width)	70	\$2,493.47 C
	Shipped with: 150-749 GREASE CYLINDER ASS'Y (HD)		\$595.95 C
			\$3,089.42 C
140-1129	BOOM TUBE (70P-63.3")		\$462.38 C
140-1177	HD BOOM TUBE (70P - 63.3")		\$579.46 C
140-548	3P LTR WEAR-BAR BOOM 78P (69" depth X 10" max. recom'd width)	78	\$2,824.42 C
	Shipped with: 150-749 GREASE CYLINDER ASS'Y (HD)		\$595.95 C
			\$3,420.37 C
140-1130	BOOM TUBE (78P-75.5")		\$523.11 C
140-1178	HD BOOM TUBE (78P - 75.5")		\$593.80 C

Supersedes All Previous Price Lists---Prices Subject to Change Without Notice

The Charles Machine Works, Inc.; PO Box 66; Perry, OK 73077 (TRENCHING ATTACHMENT - 201)



CONFIDENTIAL

## TRENCHING ATTACHMENT

SUGGESTED PRICE LIST  
(F.O.B. PERRY, OKLAHOMA)

Effective August 1, 2017

PART NO.	DESCRIPTION	MSRP (USD)	
<b>HEAVY DUTY BOOM ASSEMBLY 70/110K LARGE TAIL ROLLER WITH WEAR BAR</b>			
<b>Premium chain or weld-on alligator chain is required for warranty policy consideration.</b>			
<b>Chain Length in Pitches</b>			
141-659	3P HD LTR WEAR-BAR BOOM 62P (48" depth X 12" max. recom'd width)	\$4,135.09	C
	Shipped with: 150-749 GREASE CYLINDER ASS'Y (HD)	\$595.95	C
		\$4,731.04	C
140-1128	BOOM TUBE (62P-51")	\$364.40	C
140-1176	HD BOOM TUBE (62P - 51")	\$519.73	C
141-658	3P HD LTR WEAR-BAR BOOM 70P (58" depth X 12" max. recom'd width)	\$4,458.86	C
	Shipped with: 150-749 GREASE CYLINDER ASS'Y (HD)	\$595.95	C
		\$5,054.81	C
140-1129	BOOM TUBE (70P-63.3")	\$462.38	C
140-1177	HD BOOM TUBE (70P - 63.3")	\$579.46	C
141-660	3P HD LTR WEAR-BAR BOOM 78P (69" depth X 10" max. recom'd width)	\$4,775.48	C
	Shipped with: 150-749 GREASE CYLINDER ASS'Y (HD)	\$595.95	C
		\$5,371.43	C
140-1130	BOOM TUBE (78P-75.5")	\$523.11	C
140-1178	HD BOOM TUBE (78P - 75.5")	\$593.80	C
<b>BOOM ASSEMBLY 70/110K SMALL TAIL SPROCKET WITH SLIDE AND STOP</b>			
<b>Chain Length in Pitches</b>			
143-205	BOOM PARTS ASS'Y 3P STS 62P (45" depth X 12" max. recom'd width)	\$1,732.41	C
143-206	BOOM PARTS ASS'Y 3P STS 68P (52" depth X 12" max. recom'd width)	\$1,802.90	C
143-207	BOOM PARTS ASS'Y 3P STS 78P (65" depth X 10" max. recom'd width)	\$1,906.85	C
143-208	BOOM PARTS ASS'Y 3P STS 94P (93" depth X 7" max. recom'd width)	\$2,145.79	C

## CHAIN ASSEMBLIES

Select Appropriate 70K or 110K Chain Assembly by Chain Length in Pitches and Cutter Width from Chain Assembly Price List.



CONFIDENTIAL

## TRENCHING ATTACHMENT

SUGGESTED PRICE LIST  
(F.O.B. PERRY, OKLAHOMA)

Effective August 1, 2017

PART NO.	DESCRIPTION	MSRP (USD)
----------	-------------	------------

**DT100M****DT100M DOUBLE PIVOT DIGGING ATTACHMENT - Includes:**

DT100M Base \$27,431.06 T

Includes: Basic Assembly, Production Decal Kit, Ship Kit, Boom Fit-Up Kit, Auger Drive Sprocket Assembly

**70,000 lb components not covered by Product Support policy; when used on power units over 50 hp.****TRANSLATION DECALS – (Select if translation needed)**

Foreign Decals \$76.38 T

ISO Decals \$53.98 T

**NOTE: ISO decals will be shipped with all translation decals and any basic unit shipped outside the United States.****GEARBOX ASSEMBLY (Select one)**

GEARBOX 8.4:1 (LO) \$3,570.65 T

GEARBOX 7.64:1 (STD) \$3,570.65 T

GEARBOX 6.96:1 (HI) \$3,570.65 T

GEARBOX 9.26:1 (ELO) \$3,745.68 T

**HEXSHAFT FOR AUGERS (Select one)**

145-244 DOUBLE AUGER SHAFT \$101.56 C

145-245 SINGLE AUGER SHAFT \$98.45 C

**AUGERS (Select)**

145-070 RIGHT AUGER \$442.07 C

145-071 LEFT AUGER \$442.07 C

145-109 RIGHT AUGER \$253.29 C

145-110 LEFT AUGER \$253.29 C

**AUGER BRACKETS (Select one)**

141-747 12" RIGHT AUGER BRACKET \$653.86 C

Shipped with: 141-746 12" LEFT AUGER BRACKET \$653.86 C

\$1,307.72

141-748 24" LEFT AUGER BRACKET \$771.02 C

Shipped with: 141-749 24" RIGHT AUGER BRACKET \$771.02 C

\$1,542.04

**OFFSET COVER KIT (Select one)**

191-334 OFFSET COVER KIT (6" &amp; 8") \$177.18 C

191-335 OFFSET COVER KIT (10" &amp; 12") \$177.18 C





CONFIDENTIAL

## TRENCHING ATTACHMENT

SUGGESTED PRICE LIST  
(F.O.B. PERRY, OKLAHOMA)

Effective August 1, 2017

PART NO.	DESCRIPTION	MSRP (USD)
<b>RESTRAINT BARS AND CLEANER BARS - DT100M (Select one)</b>		
140-0001	GG DANGER RESTRAINT BAR (62P) (for 140-1128 boom tube and 143-205 booms)	\$101.49 C
140-0002	GG DANGER RESTRAINT BAR (70P) (for 140-1129 boom tube and 143-206 booms)	\$110.67 C
140-0003	GG DANGER RESTRAINT BAR (78P) (for 140-1130 boom tube and 143-207 booms)	\$124.95 C
140-0004	GG DANGER RESTRAINT BAR (94P) (for 140-1131 boom tube and 143-208 booms)	\$159.63 C
140-0014	CLEANER BAR 4' Shipped with: 140-0034 4' DT BOOM KIT	\$566.10 C \$101.95 C \$668.05 C
140-0015	CLEANER BAR 5' Shipped with: 140-0035 5' DT BOOM KIT	\$596.70 C \$129.83 C \$726.53 C
140-0016	CLEANER BAR 6' Shipped with: 140-0036 6' DT BOOM KIT	\$627.30 C \$132.86 C \$760.16 C
140-0018	CLEANER BAR 8' Shipped with: 140-0038 8' DT BOOM KIT	\$668.10 C \$173.69 C \$841.79 C

**TRENCH CLEANERS****TRENCH CLEANER ASSEMBLY**

190-2420	DT100M TRENCH CLEANER KIT	\$2,295.00 C
----------	---------------------------	--------------

**TRENCH CLEANER SHOES**

141-675	6" SHOE (for 6" chain width)	\$50.42 C
141-558	3" ADJUSTABLE SHOE (for up to 10" chain width) 2 required	\$31.55 \$63.10 C
141-559	5" ADJUSTABLE SHOE (for 12" to 14" chain width) 2 required	\$36.33 \$72.66 C

**NOTE: Complete Trench Cleaner: Order Trench Cleaner, Cleaner Bar Kit, and Cleaner Shoe(s)****ACCESSORIES**

104-043	COUNTERWEIGHT KIT M912/DT100M (Required if mounting A920 and M912)	\$833.71 C
---------	--	------------



CONFIDENTIAL

## TRENCHING ATTACHMENT

SUGGESTED PRICE LIST  
(F.O.B. PERRY, OKLAHOMA)

Effective August 1, 2017

PART NO.	DESCRIPTION	MSRP (USD)	
<b>BOOMS</b>			
<b>BOOM ASSEMBLY 70/110K LARGE TAIL ROLLER WITHOUT WEAR BAR</b>			
140-545	3P LTR NON-WEAR-BAR BOOM	\$2,074.45	C
	Shipped with: 150-749 GREASE CYLINDER ASS'Y (HD)	\$595.95	C
		\$2,670.40	C
<b>Chain Length in Pitches</b>			
140-1128	BOOM TUBE (62P-51") (48" depth X 12" max. recom'd width)	62	\$364.40 C
140-1176	HD BOOM TUBE (62P - 51") (48" depth X 12" max. recom'd width)	62	\$519.73 C
<b>Do not require a top bar kit.</b>			
140-1129	BOOM TUBE (70P-63.3") (58" depth X 12" max. recom'd width)	70	\$462.38 C
140-1177	HD BOOM TUBE (70P - 63.3") (58" depth X 12" max. recom'd width)	70	\$579.46 C
	<b>Both with:</b> 100-736 SHORT TOP BAR KIT		\$165.73 C
140-1130	BOOM TUBE (78P-75.5") (69" depth X 10" max. recom'd width)	78	\$523.11 C
140-1178	HD BOOM TUBE (78P - 75.5") (69" depth X 10" max. recom'd width)	78	\$593.80 C
	<b>Both with:</b> 100-737 LONG TOP BAR KIT		\$242.21 C
140-1131	BOOM TUBE (94P-101.1") (90" depth X 7" max. recom'd width)	94	\$681.02 C
140-1179	HD BOOM TUBE (94P - 101.1") (90" depth X 7" max. recom'd width)	94	\$775.40 C
	<b>Both with:</b> 100-737 LONG TOP BAR KIT	2 required	\$242.21 \$484.42 C
<b>BOOM ASSEMBLY 70/110K LARGE TAIL ROLLER WITH WEAR BAR</b>			
<b>Premium chain or weld-on alligator chain is required for warranty policy consideration.</b>			
<b>Chain Length in Pitches</b>			
140-546	3P LTR WEAR-BAR BOOM 62P (48" depth X 12" max. recom'd width)	62	\$2,228.25 C
	Shipped with: 150-749 GREASE CYLINDER ASS'Y (HD)		\$595.95 C
			\$2,824.20 C
140-1128	BOOM TUBE (62P-51")		\$364.40 C
140-1176	HD BOOM TUBE (62P - 51")		\$519.73 C
140-547	3P LTR WEAR-BAR BOOM 70P (58" depth X 12" max. recom'd width)	70	\$2,493.47 C
	Shipped with: 150-749 GREASE CYLINDER ASS'Y (HD)		\$595.95 C
			\$3,089.42 C
140-1129	BOOM TUBE (70P-63.3")		\$462.38 C
140-1177	HD BOOM TUBE (70P - 63.3")		\$579.46 C
140-548	3P LTR WEAR-BAR BOOM 78P (69" depth X 10" max. recom'd width)	78	\$2,824.42 C
	Shipped with: 150-749 GREASE CYLINDER ASS'Y (HD)		\$595.95 C
			\$3,420.37 C
140-1130	BOOM TUBE (78P-75.5")		\$523.11 C
140-1178	HD BOOM TUBE (78P - 75.5")		\$593.80 C

Supersedes All Previous Price Lists---Prices Subject to Change Without Notice

The Charles Machine Works, Inc.; PO Box 66; Perry, OK 73077 (TRENCHING ATTACHMENT - 205)



CONFIDENTIAL

## TRENCHING ATTACHMENT

SUGGESTED PRICE LIST  
(F.O.B. PERRY, OKLAHOMA)

Effective August 1, 2017

PART NO.	DESCRIPTION	MSRP (USD)
<b>HEAVY DUTY BOOM ASSEMBLY 70/110K LARGE TAIL ROLLER WITH WEAR BAR</b>		
<b>Premium chain or weld-on alligator chain is required for warranty policy consideration.</b>		
<b>Chain Length in Pitches</b>		
141-659	3P HD LTR WEAR-BAR BOOM 62P (48" depth X 12" max. recom'd width)	\$4,135.09 C
	Shipped with: 150-749 GREASE CYLINDER ASS'Y (HD)	\$595.95 C
		\$4,731.04 C
140-1128	BOOM TUBE (62P-51")	\$364.40 C
140-1176	HD BOOM TUBE (62P - 51")	\$519.73 C
141-658	3P HD LTR WEAR-BAR BOOM 70P (58" depth X 12" max. recom'd width)	\$4,458.86 C
	Shipped with: 150-749 GREASE CYLINDER ASS'Y (HD)	\$595.95 C
		\$5,054.81 C
140-1129	BOOM TUBE (70P-63.3")	\$462.38 C
140-1177	HD BOOM TUBE (70P - 63.3")	\$579.46 C
141-660	3P HD LTR WEAR-BAR BOOM 78P (69" depth X 10" max. recom'd width)	\$4,775.48 C
	Shipped with: 150-749 GREASE CYLINDER ASS'Y (HD)	\$595.95 C
		\$5,371.43 C
140-1130	BOOM TUBE (78P-75.5")	\$523.11 C
140-1178	HD BOOM TUBE (78P - 75.5")	\$593.80 C
<b>BOOM ASSEMBLY 70/110K SMALL TAIL SPROCKET WITH SLIDE AND STOP</b>		
<b>Chain Length in Pitches</b>		
143-205	BOOM PARTS ASS'Y 3P STS 62P (45" depth X 12" max. recom'd width)	\$1,732.41 C
143-206	BOOM PARTS ASS'Y 3P STS 68P (52" depth X 12" max. recom'd width)	\$1,802.90 C
143-207	BOOM PARTS ASS'Y 3P STS 78P (65" depth X 10" max. recom'd width)	\$1,906.85 C
143-208	BOOM PARTS ASS'Y 3P STS 94P (93" depth X 7" max. recom'd width)	\$2,145.79 C

## CHAIN ASSEMBLIES

Select Appropriate 70K or 110K Chain Assembly by Chain Length in Pitches and Cutter Width from Chain Assembly Price List.



CONFIDENTIAL

## TRENCHING ATTACHMENT

SUGGESTED PRICE LIST  
(F.O.B. PERRY, OKLAHOMA)

Effective August 1, 2017

PART NO.	DESCRIPTION	MSRP (USD)
----------	-------------	------------

**CT120H****CT120H STANDARD #1****CT120H-1** Base Unit: HD Standard Gearbox (11.75:1) - Includes:

020-1112 CT120H/CT100M BASIC LAYOUT

605-126 GEARBOX-HD-11.75:1 (STD)

Total \$16,100.00 T

**CT120H CENTERLINE TRENCHING ATTACHMENT**

70,000 lb components not covered by Product Support policy; when used on power units over 50 hp.

<b>020-1112</b>	CT120H/CT100M BASIC LAYOUT	\$11,900.00	T
	Shipped with: 190-2510 CT120H SHIP KIT	\$643.75	C
	604-541 WEAR BAR KIT	\$310.11	C
	100-735 BOOM FIT-UP KIT(COMBO AUGERS)	\$470.39	C
	140-665 AUGER DRIVE SPROCKET ASS'Y	\$161.29	D
		\$13,485.54	

**DECAL KITS – CT120H (Select one)**

270-6795	CT100M/CT120H PRODUCTION DECAL KIT	\$4.81	C
----------	------------------------------------	--------	---

**TRANSLATION DECAL KITS – (Select if translation needed)**

270-7301	CT100M and CT120H ISO DECAL KIT	\$15.76	C
----------	---------------------------------	---------	---

**NOTE: ISO decal kit will be shipped with all translation decals and any basic unit shipped outside the United States.****GEARBOX ASSEMBLY (Select one)**

605-138	GEARBOX-HD-15.73:1 (LO)	\$4,201.86	T
605-126	GEARBOX-HD-11.75:1 (STD)	\$4,201.86	T
605-127	GEARBOX-HD-9.69:1 (HIGH)	\$4,201.86	T

**HEXSHAFT FOR AUGERS (Select one)**

145-244	DOUBLE AUGER SHAFT	\$101.56	C
145-245	SINGLE AUGER SHAFT	\$98.45	C

**AUGERS (Select)**

145-070	RIGHT AUGER	\$442.07	C
145-071	LEFT AUGER	\$442.07	C
145-109	RIGHT AUGER	\$253.29	C
145-110	LEFT AUGER	\$253.29	C



CONFIDENTIAL

## TRENCHING ATTACHMENT

SUGGESTED PRICE LIST  
(F.O.B. PERRY, OKLAHOMA)

Effective August 1, 2017

PART NO.	DESCRIPTION	MSRP (USD)	
<b>AUGER BRACKETS (Select one)</b>			
141-520	RIGHT AUGER BRACKET	\$507.78	C
	Shipped with: 141-521 LEFT AUGER BRACKET	\$507.78	C
		\$1,015.56	
141-540	24" RIGHT AUGER BRACKET	\$593.80	C
	Shipped with: 141-539 24" LEFT AUGER BRACKET	\$593.80	C
		\$1,187.60	

<b>RESTRAINT BARS AND CLEANER BARS - CT120H (Select one)</b>			
140-0001	GG DANGER RESTRAINT BAR (62P)	(for 140-1128 boom tube and 143-205 booms)	\$101.49 C
140-0002	GG DANGER RESTRAINT BAR (70P)	(for 140-1129 boom tube and 143-206 booms)	\$110.67 C
140-0003	GG DANGER RESTRAINT BAR (78P)	(for 140-1130 boom tube and 143-207 booms)	\$124.95 C
140-0004	GG DANGER RESTRAINT BAR (94P)	(for 140-1131 boom tube and 143-208 booms)	\$159.63 C
140-0014	CLEANER BAR 4'		\$566.10 C
	Shipped with: 140-0024 4' BOOM KIT		\$87.04 C
			\$653.14 C
140-0015	CLEANER BAR 5'		\$596.70 C
	Shipped with: 140-0025 5' BOOM KIT		\$90.13 C
			\$686.83 C
140-0016	CLEANER BAR 6'		\$627.30 C
	Shipped with: 140-0026 6' BOOM KIT		\$93.22 C
			\$720.52 C
140-0018	CLEANER BAR 8'		\$668.10 C
	Shipped with: 140-0028 8' BOOM KIT		\$96.31 C
			\$764.41 C

**TRENCH CLEANERS****TRENCH CLEANER ASSEMBLY**

190-2400	CT120H/CT100M TRENCH CLEANER KIT	\$2,317.50	C
----------	----------------------------------	------------	---

**TRENCH CLEANER SHOES**

141-675	6" SHOE	(for 6" chain width)	\$50.42	C
141-558	3" ADJUSTABLE SHOE	(for up to 10" chain width)	2 required \$31.55	\$63.10 C
141-559	5" ADJUSTABLE SHOE	(for 12" to 14" chain width)	2 required \$36.33	\$72.66 C

**NOTE: Complete Trench Cleaner: Order Trench Cleaner, Cleaner Bar Kit, and Cleaner Shoe(s)****ACCESSORIES**

350-4870	CT120H QUAD ADAPTER ASSEMBLY	(Required if mounting on RT125Q)	\$128.75	C
----------	------------------------------	----------------------------------	----------	---



CONFIDENTIAL

## TRENCHING ATTACHMENT

SUGGESTED PRICE LIST  
(F.O.B. PERRY, OKLAHOMA)

Effective August 1, 2017

PART NO.	DESCRIPTION	MSRP (USD)	
<b>BOOMS</b>			
<b>BOOM ASSEMBLY 70/110K LARGE TAIL ROLLER WITHOUT WEAR BAR</b>			
140-545	3P LTR NON-WEAR-BAR BOOM	\$2,074.45	C
	Shipped with: 150-749 GREASE CYLINDER ASS'Y (HD)	\$595.95	C
		\$2,670.40	C
<b>Chain Length in Pitches</b>			
140-1128	BOOM TUBE (62P-51") (48" depth X 12" max. recom'd width)	62	\$364.40 C
140-1176	HD BOOM TUBE (62P - 51") (48" depth X 12" max. recom'd width)	62	\$519.73 C
<b>Do not require a top bar kit.</b>			
140-1129	BOOM TUBE (70P-63.3") (58" depth X 12" max. recom'd width)	70	\$462.38 C
140-1177	HD BOOM TUBE (70P - 63.3") (58" depth X 12" max. recom'd width)	70	\$579.46 C
	<b>Both with:</b> 100-736 SHORT TOP BAR KIT		\$165.73 C
140-1130	BOOM TUBE (78P-75.5") (69" depth X 10" max. recom'd width)	78	\$523.11 C
140-1178	HD BOOM TUBE (78P - 75.5") (69" depth X 10" max. recom'd width)	78	\$593.80 C
	<b>Both with:</b> 100-737 LONG TOP BAR KIT		\$242.21 C
140-1131	BOOM TUBE (94P-101.1") (90" depth X 7" max. recom'd width)	94	\$681.02 C
140-1179	HD BOOM TUBE (94P - 101.1") (90" depth X 7" max. recom'd width)	94	\$775.40 C
	<b>Both with:</b> 100-737 LONG TOP BAR KIT	2 required	\$242.21 \$484.42 C
<b>BOOM ASSEMBLY 70/110K LARGE TAIL ROLLER WITH WEAR BAR</b>			
<b>Premium chain or weld-on alligator chain is required for warranty policy consideration.</b>			
<b>Chain Length in Pitches</b>			
140-546	3P LTR WEAR-BAR BOOM 62P (48" depth X 12" max. recom'd width)	62	\$2,228.25 C
	Shipped with: 150-749 GREASE CYLINDER ASS'Y (HD)		\$595.95 C
			\$2,824.20 C
140-1128	BOOM TUBE (62P-51")		\$364.40 C
140-1176	HD BOOM TUBE (62P - 51")		\$519.73 C
140-547	3P LTR WEAR-BAR BOOM 70P (58" depth X 12" max. recom'd width)	70	\$2,493.47 C
	Shipped with: 150-749 GREASE CYLINDER ASS'Y (HD)		\$595.95 C
			\$3,089.42 C
140-1129	BOOM TUBE (70P-63.3")		\$462.38 C
140-1177	HD BOOM TUBE (70P - 63.3")		\$579.46 C
140-548	3P LTR WEAR-BAR BOOM 78P (69" depth X 10" max. recom'd width)	78	\$2,824.42 C
	Shipped with: 150-749 GREASE CYLINDER ASS'Y (HD)		\$595.95 C
			\$3,420.37 C
140-1130	BOOM TUBE (78P-75.5")		\$523.11 C
140-1178	HD BOOM TUBE (78P - 75.5")		\$593.80 C

Supersedes All Previous Price Lists---Prices Subject to Change Without Notice

The Charles Machine Works, Inc.; PO Box 66; Perry, OK 73077 (TRENCHING ATTACHMENT - 209)



CONFIDENTIAL

## TRENCHING ATTACHMENT

SUGGESTED PRICE LIST  
(F.O.B. PERRY, OKLAHOMA)

Effective August 1, 2017

PART NO.	DESCRIPTION	MSRP (USD)
<b>HEAVY DUTY BOOM ASSEMBLY 70/110K LARGE TAIL ROLLER WITH WEAR BAR</b>		
<b>Premium chain or weld-on alligator chain is required for warranty policy consideration.</b>		
<b>Chain Length in Pitches</b>		
141-659	3P HD LTR WEAR-BAR BOOM 62P (48" depth X 12" max. recom'd width)	\$4,135.09 C
	Shipped with: 150-749 GREASE CYLINDER ASS'Y (HD)	\$595.95 C
		\$4,731.04 C
140-1128	BOOM TUBE (62P-51")	\$364.40 C
140-1176	HD BOOM TUBE (62P - 51")	\$519.73 C
141-658	3P HD LTR WEAR-BAR BOOM 70P (58" depth X 12" max. recom'd width)	\$4,458.86 C
	Shipped with: 150-749 GREASE CYLINDER ASS'Y (HD)	\$595.95 C
		\$5,054.81 C
140-1129	BOOM TUBE (70P-63.3")	\$462.38 C
140-1177	HD BOOM TUBE (70P - 63.3")	\$579.46 C
141-660	3P HD LTR WEAR-BAR BOOM 78P (69" depth X 10" max. recom'd width)	\$4,775.48 C
	Shipped with: 150-749 GREASE CYLINDER ASS'Y (HD)	\$595.95 C
		\$5,371.43 C
140-1130	BOOM TUBE (78P-75.5")	\$523.11 C
140-1178	HD BOOM TUBE (78P - 75.5")	\$593.80 C
<b>BOOM ASSEMBLY 70/110K SMALL TAIL SPROCKET WITH SLIDE AND STOP</b>		
<b>Chain Length in Pitches</b>		
143-205	BOOM PARTS ASS'Y 3P STS 62P (45" depth X 12" max. recom'd width)	\$1,732.41 C
143-206	BOOM PARTS ASS'Y 3P STS 68P (52" depth X 12" max. recom'd width)	\$1,802.90 C
143-207	BOOM PARTS ASS'Y 3P STS 78P (65" depth X 10" max. recom'd width)	\$1,906.85 C
143-208	BOOM PARTS ASS'Y 3P STS 94P (93" depth X 7" max. recom'd width)	\$2,145.79 C

## CHAIN ASSEMBLIES

Select Appropriate 70K or 110K Chain Assembly by Chain Length in Pitches and Cutter Width from Chain Assembly Price List.



CONFIDENTIAL

## TRENCHING ATTACHMENT

SUGGESTED PRICE LIST  
(F.O.B. PERRY, OKLAHOMA)

Effective August 1, 2017

PART NO.	DESCRIPTION	MSRP (USD)
----------	-------------	------------

**ST120H****ST120H STANDARD #1****ST120H-1** Base Unit: HD Standard Gearbox (11.75:1) - Includes:

020-1111 ST120H BASIC

605-126 GEARBOX-HD-11.75:1 (STD)

Total \$23,500.00 T

**ST120H SLIDING TRENCHING ATTACHMENT****70,000 lb components not covered by Product Support policy; when used on power units over 50 hp.**

<b>020-1111</b>	ST120H BASIC	\$19,300.00	T
	Shipped with: 190-2350 ST120H SHIP KIT	\$602.55	C
	604-541 WEAR BAR KIT	\$310.11	C
	100-735 BOOM FIT-UP KIT(COMBO AUGERS)	\$470.39	C
	140-665 AUGER DRIVE SPROCKET ASS'Y	\$161.29	D
		\$20,844.34	

**DECAL KITS – ST120H (Select one)**

270-6651	ST120H PRODUCTION DECAL KIT	\$6.88	C
----------	-----------------------------	--------	---

**TRANSLATION DECAL KITS – (Select if translation needed)**

270-6644	ST120H ISO DECAL KIT	\$17.57	C
----------	----------------------	---------	---

**NOTE: ISO decal kit will be shipped with all translation decals and any basic unit shipped outside the United States.****GEARBOX ASSEMBLY (Select one)**

605-138	GEARBOX-HD-15.73:1 (LO)	\$4,201.86	T
605-126	GEARBOX-HD-11.75:1 (STD)	\$4,201.86	T
605-127	GEARBOX-HD-9.69:1 (HIGH)	\$4,201.86	T

**HEXSHAFT FOR AUGERS (Select one)**

145-244	DOUBLE AUGER SHAFT	\$101.56	C
145-245	SINGLE AUGER SHAFT	\$98.45	C

**AUGERS (Select)**

145-070	RIGHT AUGER	\$442.07	C
145-071	LEFT AUGER	\$442.07	C
145-109	RIGHT AUGER	\$253.29	C
145-110	LEFT AUGER	\$253.29	C





CONFIDENTIAL

## TRENCHING ATTACHMENT

**SUGGESTED PRICE LIST  
(F.O.B. PERRY, OKLAHOMA)**

Effective August 1, 2017

PART NO.	DESCRIPTION	MSRP (USD)	
<b>AUGER BRACKETS (Select one)</b>			
141-520	RIGHT AUGER BRACKET	\$507.78	C
	Shipped with: 141-521 LEFT AUGER BRACKET	\$507.78	C
		\$1,015.56	
141-540	24" RIGHT AUGER BRACKET	\$593.80	C
	Shipped with: 141-539 24" LEFT AUGER BRACKET	\$593.80	C
		\$1,187.60	

<b>RESTRAINT BARS AND CLEANER BARS - ST120H (Select one)</b>			
140-0001	GG DANGER RESTRAINT BAR (62P)	(for 140-1128 boom tube and 143-205 booms)	\$101.49 C
140-0002	GG DANGER RESTRAINT BAR (70P)	(for 140-1129 boom tube and 143-206 booms)	\$110.67 C
140-0003	GG DANGER RESTRAINT BAR (78P)	(for 140-1130 boom tube and 143-207 booms)	\$124.95 C
140-0004	GG DANGER RESTRAINT BAR (94P)	(for 140-1131 boom tube and 143-208 booms)	\$159.63 C
140-0014	CLEANER BAR 4'		\$566.10 C
	Shipped with: 140-0024 4' BOOM KIT		\$87.04 C
			\$653.14 C
140-0015	CLEANER BAR 5'		\$596.70 C
	Shipped with: 140-0025 5' BOOM KIT		\$90.13 C
			\$686.83 C
140-0016	CLEANER BAR 6'		\$627.30 C
	Shipped with: 140-0026 6' BOOM KIT		\$93.22 C
			\$720.52 C
140-0018	CLEANER BAR 8'		\$668.10 C
	Shipped with: 140-0028 8' BOOM KIT		\$96.31 C
			\$764.41 C

**TRENCH CLEANERS****TRENCH CLEANER ASSEMBLY**

190-2415	ST120H TRENCH CLEANER KIT	\$2,266.00	C
----------	---------------------------	------------	---

**TRENCH CLEANER SHOES**

141-675	6" SHOE	(for 6" chain width)	\$50.42	C
141-558	3" ADJUSTABLE SHOE	(for up to 10" chain width) 2 required	\$31.55	\$63.10 C
141-559	5" ADJUSTABLE SHOE	(for 12" to 14" chain width) 2 required	\$36.33	\$72.66 C

**NOTE: Complete Trench Cleaner: Order Trench Cleaner, Cleaner Bar Kit, and Cleaner Shoe(s)****ACCESSORIES**

350-5109	QUAD ADAPTER KIT-ST120H	(Required if mounting on RT125Q)	\$422.30	C
----------	-------------------------	----------------------------------	----------	---



CONFIDENTIAL

## TRENCHING ATTACHMENT

SUGGESTED PRICE LIST  
(F.O.B. PERRY, OKLAHOMA)

Effective August 1, 2017

PART NO.	DESCRIPTION	MSRP (USD)	
<b>BOOMS</b>			
<b>BOOM ASSEMBLY 70/110K LARGE TAIL ROLLER WITHOUT WEAR BAR</b>			
140-545	3P LTR NON-WEAR-BAR BOOM	\$2,074.45	C
	Shipped with: 150-749 GREASE CYLINDER ASS'Y (HD)	\$595.95	C
		\$2,670.40	C
<b>Chain Length in Pitches</b>			
140-1128	BOOM TUBE (62P-51") (48" depth X 12" max. recom'd width)	62	\$364.40 C
140-1176	HD BOOM TUBE (62P - 51") (48" depth X 12" max. recom'd width)	62	\$519.73 C
<b>Do not require a top bar kit.</b>			
140-1129	BOOM TUBE (70P-63.3") (58" depth X 12" max. recom'd width)	70	\$462.38 C
140-1177	HD BOOM TUBE (70P - 63.3") (58" depth X 12" max. recom'd width)	70	\$579.46 C
	<b>Both with:</b> 100-736 SHORT TOP BAR KIT		\$165.73 C
140-1130	BOOM TUBE (78P-75.5") (69" depth X 10" max. recom'd width)	78	\$523.11 C
140-1178	HD BOOM TUBE (78P - 75.5") (69" depth X 10" max. recom'd width)	78	\$593.80 C
	<b>Both with:</b> 100-737 LONG TOP BAR KIT		\$242.21 C
140-1131	BOOM TUBE (94P-101.1") (90" depth X 7" max. recom'd width)	94	\$681.02 C
140-1179	HD BOOM TUBE (94P - 101.1") (90" depth X 7" max. recom'd width)	94	\$775.40 C
	<b>Both with:</b> 100-737 LONG TOP BAR KIT	2 required	\$242.21 \$484.42 C
<b>BOOM ASSEMBLY 70/110K LARGE TAIL ROLLER WITH WEAR BAR</b>			
<b>Premium chain or weld-on alligator chain is required for warranty policy consideration.</b>			
<b>Chain Length in Pitches</b>			
140-546	3P LTR WEAR-BAR BOOM 62P (48" depth X 12" max. recom'd width)	62	\$2,228.25 C
	Shipped with: 150-749 GREASE CYLINDER ASS'Y (HD)		\$595.95 C
			\$2,824.20 C
140-1128	BOOM TUBE (62P-51")		\$364.40 C
140-1176	HD BOOM TUBE (62P - 51")		\$519.73 C
140-547	3P LTR WEAR-BAR BOOM 70P (58" depth X 12" max. recom'd width)	70	\$2,493.47 C
	Shipped with: 150-749 GREASE CYLINDER ASS'Y (HD)		\$595.95 C
			\$3,089.42 C
140-1129	BOOM TUBE (70P-63.3")		\$462.38 C
140-1177	HD BOOM TUBE (70P - 63.3")		\$579.46 C
140-548	3P LTR WEAR-BAR BOOM 78P (69" depth X 10" max. recom'd width)	78	\$2,824.42 C
	Shipped with: 150-749 GREASE CYLINDER ASS'Y (HD)		\$595.95 C
			\$3,420.37 C
140-1130	BOOM TUBE (78P-75.5")		\$523.11 C
140-1178	HD BOOM TUBE (78P - 75.5")		\$593.80 C

Supersedes All Previous Price Lists---Prices Subject to Change Without Notice

The Charles Machine Works, Inc.; PO Box 66; Perry, OK 73077 (TRENCHING ATTACHMENT - 213)



CONFIDENTIAL

## TRENCHING ATTACHMENT

SUGGESTED PRICE LIST  
(F.O.B. PERRY, OKLAHOMA)

Effective August 1, 2017

PART NO.	DESCRIPTION	MSRP (USD)
<b>HEAVY DUTY BOOM ASSEMBLY 70/110K LARGE TAIL ROLLER WITH WEAR BAR</b>		
<b>Premium chain or weld-on alligator chain is required for warranty policy consideration.</b>		
<b>Chain Length in Pitches</b>		
141-659	3P HD LTR WEAR-BAR BOOM 62P (48" depth X 12" max. recom'd width)	\$4,135.09 C
	Shipped with: 150-749 GREASE CYLINDER ASS'Y (HD)	\$595.95 C
		\$4,731.04 C
140-1128	BOOM TUBE (62P-51")	\$364.40 C
140-1176	HD BOOM TUBE (62P - 51")	\$519.73 C
141-658	3P HD LTR WEAR-BAR BOOM 70P (58" depth X 12" max. recom'd width)	\$4,458.86 C
	Shipped with: 150-749 GREASE CYLINDER ASS'Y (HD)	\$595.95 C
		\$5,054.81 C
140-1129	BOOM TUBE (70P-63.3")	\$462.38 C
140-1177	HD BOOM TUBE (70P - 63.3")	\$579.46 C
141-660	3P HD LTR WEAR-BAR BOOM 78P (69" depth X 10" max. recom'd width)	\$4,775.48 C
	Shipped with: 150-749 GREASE CYLINDER ASS'Y (HD)	\$595.95 C
		\$5,371.43 C
140-1130	BOOM TUBE (78P-75.5")	\$523.11 C
140-1178	HD BOOM TUBE (78P - 75.5")	\$593.80 C
<b>BOOM ASSEMBLY 70/110K SMALL TAIL SPROCKET WITH SLIDE AND STOP</b>		
<b>Chain Length in Pitches</b>		
143-205	BOOM PARTS ASS'Y 3P STS 62P (45" depth X 12" max. recom'd width)	\$1,732.41 C
143-206	BOOM PARTS ASS'Y 3P STS 68P (52" depth X 12" max. recom'd width)	\$1,802.90 C
143-207	BOOM PARTS ASS'Y 3P STS 78P (65" depth X 10" max. recom'd width)	\$1,906.85 C
143-208	BOOM PARTS ASS'Y 3P STS 94P (93" depth X 7" max. recom'd width)	\$2,145.79 C

**CHAIN ASSEMBLIES**

Select Appropriate 70K or 110K Chain Assembly by Chain Length in Pitches and Cutter Width from Chain Assembly Price List.



CONFIDENTIAL

## PLOW ATTACHMENT

Changes since the July 1, 2017 price list:

Effective August 1, 2017



CONFIDENTIAL

## PLOW ATTACHMENT

SUGGESTED PRICE LIST  
(F.O.B. PERRY, OKLAHOMA)

Effective August 1, 2017

PART NO.	DESCRIPTION	MSRP (USD)
----------	-------------	------------

**H533****H533 VIBRATORY PLOW****NOTE: RT55H with H533 requires 1,200 lbs. on plow frame.****H533 and RC55 (less than 700 lb. reel) requires 480 lbs. nose counterweights and 1,200 lbs. on plow frame.****H533 and RC55 (700 lb. to 1,500 lb. reel) requires 1,200 lbs. on plow frame.****H533 STANDARD #1**

<b>021-144-1</b>	Base Unit			
	H533 vibratory plow, less blade – Includes:			
021-144	H533 PLOW			
279-074	H533 DECAL KIT ENGLISH			
			<b>Total</b>	<b>\$19,049.50 T</b>

<b>021-144</b>	H533 PLOW	(less blade)	\$19,018.79	T
	Shipped with: 605-090 SHIP KIT - H533		\$611.68	C
			\$19,630.47	

**DECAL KITS - H533 (Select one)**

279-074	H533 DECAL KIT ENGLISH		\$17.57	C
---------	------------------------	--	---------	---

**TRANSLATION DECALS – (Select if translation needed)**

270-4499	H533 PROD. DECAL KIT FR		\$21.69	C
270-1625	H533 PRODUCTION DECAL KIT GR		\$21.69	C
270-1626	H533 PRODUCTION DECAL KIT IT		\$21.69	C
270-1627	H533 PRODUCTION DECAL KIT SP		\$21.69	C
270-4500	H533 ISO PROD. DECAL KIT		\$26.21	C
			\$47.90	C

**NOTE: ISO decals will be shipped with all translation decals and any basic unit shipped outside the United States.****PLOW ACCESSORIES (Optional)**

191-403	WEIGHT MOUNT KIT (REAR) - H533		\$168.28	C
191-496	CBL GDE KIT, 2-POST, H533/H553		\$715.15	C
191-497	CBL GDE KIT, 4-POST, H533/H553		\$1,648.28	C
375-080	COUNTERWEIGHT (100 LBS)		\$144.40	C

**PLOW BLADES****Select Appropriate Plow Blade from Plow Blade Price List.**



CONFIDENTIAL

## PLOW ATTACHMENT

SUGGESTED PRICE LIST  
(F.O.B. PERRY, OKLAHOMA)

Effective August 1, 2017

PART NO.	DESCRIPTION	MSRP (USD)
----------	-------------	------------

**H832****H832 STANDARD #1****H832A-1** Base Unit - Includes:

020-1067 H832 BASIC

650-1253 VIBRATOR ASSEMBLY H832/H853 (standard speed)

Total \$19,992.92 T

**H832 VIBRATORY PLOW****NOTE: Front counterweighting required: backhoe, weighted reel carrier or front counterweight**

<b>020-1067</b>	H832 BASIC (less blade)	\$11,441.03	T
	Shipped with: 190-1721 H832 SHIP KIT	\$575.67	C
		\$12,016.70	

**PLOW ACCESSORIES (Optional)**

190-1999	CABLE GUIDE, 4-POST ROPS		\$1,129.43	C
190-2001	CABLE GUIDE, 2-POST ROPS		\$1,025.60	C
190-2032	WEIGHT RACK KIT		\$264.18	C
375-080	COUNTERWEIGHT (100 LBS)	10 required	\$144.40	\$1,444.00 C
190-1637	TAPE DISPENSER			\$168.66 C

**PLOW BLADES****Select Appropriate Plow Blade from Plow Blade Price List.**



CONFIDENTIAL

## PLOW ATTACHMENT

SUGGESTED PRICE LIST  
(F.O.B. PERRY, OKLAHOMA)

Effective August 1, 2017

PART NO.	DESCRIPTION	MSRP (USD)
----------	-------------	------------

**H932****H932 STANDARD #1**

<b>H932A-1</b>	Base Unit: RT Clevis Mount - Includes:
021-094	H932 PLOW
279-057	H732/H932 DECAL KIT ENGLISH
601-039	HEAVY WEIGHTS - H932/H952

Total \$23,061.89 T

**H932 VIBRATORY PLOW****NOTE: Front counterweighting required: backhoe, weighted reel carrier or front counterweight****NOTE: Rear counterweighting required: 1,000 lb on plow frame**

<b>021-094</b>	H932 PLOW	\$22,251.08	T
	Shipped with: 600-494 H932 SHIP KIT	\$605.52	C
		\$22,856.60	

**DECAL KITS – H932 (Select one)**

279-057	H732/H932 DECAL KIT ENGLISH	\$19.05	C
---------	-----------------------------	---------	---

**TRANSLATION DECAL KITS (Select if translation needed)**

270-1702	H732 H932 PROD. DECAL KIT FR	\$21.70	C
270-1629	H732 H932 PRODUCTION DECAL KIT GR	\$21.70	C
270-1630	H732 H932 PRODUCTION DECAL KIT IT	\$21.70	C
270-1631	H732 H932 PRODUCTION DECAL KIT SP	\$21.70	C
270-1703	H732 H932 ISO PROD. KIT	\$18.83	C
		\$59.58	

**NOTE: ISO decals will be shipped with all translation decals and any basic unit shipped outside the United States.****VIBRATOR WEIGHTS**

601-039	HEAVY WEIGHTS - H932/H952	\$668.68	T
---------	---------------------------	----------	---

**PLOW ACCESSORIES (Optional)**

191-489	CABLE GUIDE (H732, H752, H932, H952)		\$1,385.69	C
375-080	COUNTERWEIGHT (100 LBS)	10 required	\$144.40	\$1,444.00 C

**PLOW BLADES****Select Appropriate Plow Blade from Plow Blade Price List.**



CONFIDENTIAL

## PLOW ATTACHMENT

SUGGESTED PRICE LIST  
(F.O.B. PERRY, OKLAHOMA)

Effective August 1, 2017

PART NO.	DESCRIPTION	MSRP (USD)
----------	-------------	------------

**H1032****H1032 STANDARD #1****H1032A-1** Base Unit - Includes:

020-1075 H1032  
270-4866 H1032 PROD. DECAL KIT  
601-039 HEAVY WEIGHTS - H932/H952

**Total \$24,613.86 T****H1032 VIBRATORY PLOW**

**020-1075** H1032 \$23,951.60 T  
Shipped with: 190-1555 H1032 SHIP KIT \$1,150.98  
\$25,102.58

**DECAL KITS – H1032 (Select one)**

270-4866 H1032 PROD. DECAL KIT \$19.07 C

**TRANSLATION DECAL KITS (Select if translation needed)**

270-4867 H1032 PROD. DECAL KIT FR. \$21.70 C  
270-4868 H1032 PROD. DECAL KIT GR. \$21.70 C  
270-4870 H1032 PROD. DECAL KIT IT. \$21.70 C  
270-4869 H1032 PROD. DECAL KIT SP. \$21.70 C  
  
270-4871 H1032 PROD. ISO DECAL KIT \$18.86 C  
\$59.63 C

**NOTE: ISO decals will be shipped with all translation decals and any basic unit shipped outside the United States.****VIBRATOR WEIGHTS**

601-039 HEAVY WEIGHTS - H932/H952 \$668.68 T

**PLOW ACCESSORIES (Optional)**

191-489 CABLE GUIDE (H732, H752, H932, H952) \$1,385.69 C  
375-080 COUNTERWEIGHT (100 LBS) \$144.40 C

**PLOW BLADES****Select Appropriate Plow Blade from Plow Blade Price List.**





CONFIDENTIAL

## PLOW ATTACHMENT

SUGGESTED PRICE LIST  
(F.O.B. PERRY, OKLAHOMA)

Effective August 1, 2017

PART NO.	DESCRIPTION	MSRP (USD)
----------	-------------	------------

**VP120H****VP120H STANDARD #1****VP120H-1** Base Unit - Includes:

020-1114 VP120H BASIC

601-039 HEAVY WEIGHTS - H932/H952

Total \$25,500.00 T

**VP120H VIBRATORY PLOW****NOTE: Front counterweighting required: no front attachment****NOTE: 500 lbs of TBS in each rear tire and plow weights required: backhoe or reel carrier**

<b>020-1114</b>	VP120H BASIC	\$24,830.00	T
	Shipped with: 190-2502 VP120H SHIP KIT	\$1,225.70	
		\$26,055.70	

**DECAL KITS – VP120H (Select one)**

270-6604	VP120H PRODUCTION DECAL KIT	\$6.21	C
----------	-----------------------------	--------	---

**TRANSLATION DECAL KITS (Select if translation needed)**

270-6609	VP120H ISO DECAL KIT	\$14.90	C
----------	----------------------	---------	---

**NOTE: ISO decals will be shipped with all translation decals and any basic unit shipped outside the United States.****PLOW ACCESSORIES (Optional)**

190-2641	CABLE GUIDE KIT	\$1,390.50	C
190-2523	PLOW COUNTERWEIGHT KIT	\$1,617.10	C

**PLOW BLADES****Select Appropriate Plow Blade from Plow Blade Price List.**



CONFIDENTIAL

## PLOW ATTACHMENT

SUGGESTED PRICE LIST  
(F.O.B. PERRY, OKLAHOMA)

Effective August 1, 2017

PART NO.	DESCRIPTION	MSRP (USD)
----------	-------------	------------

**VP120Q****VP120Q STANDARD #1****VP120Q-1** Base Unit - Includes:

020-1115 VP120Q BASIC ASSEMBLY

601-039 HEAVY WEIGHTS - H932/H952

Total \$26,500.00 T

**VP120Q VIBRATORY PLOW****NOTE: Front counterweighting required: backhoe, weighted reel carrier or front counterweight**

<b>020-1115</b>	VP120Q BASIC ASSEMBLY	\$25,850.00	T
	Shipped with: 190-2516 VP120Q SHIP KIT	\$1,272.05	
		\$27,122.05	

**DECAL KITS – VP120Q (Select one)**

270-6621	VP120Q PRODUCTION DECAL KIT	\$9.83	C
----------	-----------------------------	--------	---

**TRANSLATION DECAL KITS (Select if translation needed)**

270-6622	VP120Q ISO DECAL KIT	\$29.29	C
----------	----------------------	---------	---

**NOTE: ISO decals will be shipped with all translation decals and any basic unit shipped outside the United States.****PLOW ACCESSORIES (Optional)**

190-2641	CABLE GUIDE KIT	\$1,390.50	C
190-2523	PLOW COUNTERWEIGHT KIT	\$1,617.10	C

**PLOW BLADES****Select Appropriate Plow Blade from Plow Blade Price List.**



CONFIDENTIAL

## COMBO ATTACHMENT

Changes since the July 1, 2017 price list:

Effective August 1, 2017



CONFIDENTIAL

## COMBO ATTACHMENT

SUGGESTED PRICE LIST  
(F.O.B. PERRY, OKLAHOMA)

Effective August 1, 2017

PART NO.	DESCRIPTION	MSRP (USD)
----------	-------------	------------

**H553****H553 STANDARD #1**

<b>020-1013-1</b>	Base Unit: Low Speed/High Torque, 10 Tooth H553 combo plow/trenching attachment – Includes:	
020-1013	H553 COMBO	
279-063	H553 DECAL KIT ENGLISH	
604-953	LARGE DISP/HIGH TORQUE MOTOR (Low speed, high torque)	
602-985	70K ASSEMBLY KIT – 3P	
		<b>Total \$23,772.34 T</b>

**H553 STANDARD #2**

<b>020-1013-2</b>	Base Unit: Standard & 10 Tooth Sprocket H553 combo plow/trenching attachment – Includes:	
020-1013	H553 COMBO	
279-063	H553 DECAL KIT ENGLISH	
604-952	STANDARD HYDRAULIC MOTOR (Standard speed, standard torque)	
602-985	70K ASSEMBLY KIT – 3P	
		<b>Total \$23,631.13 T</b>

**H553 COMBO PLOW/TRENCHING ATTACHMENT****50,000 lb components not covered by Product Support policy when used on power units over 50 hp.****NOTE: H553 and A523 requires 300 lbs. on right side.****H553 and RC55 (less than 700 lb. reel) requires 400 lbs. TBS on front axle, 480 lbs. nose counterweights and 300 lbs. on right side.****H553 and RC55 (700 lb. to 1,500 lb. reel) requires 300 lbs. on right side.**

<b>020-1013</b>	H553 COMBO H553 combo plow/trenching attachment, less plow blade and augers	<b>\$21,371.82 T</b>
-----------------	--	----------------------

**DECAL KITS - H553 (Select one)**

279-063	H553 DECAL KIT ENGLISH	<b>\$21.14 C</b>
---------	------------------------	------------------

**TRANSLATION DECALS – (Select if translation needed)**

270-1579	H553 PRODUCTION DECAL KIT FR	\$120.43	C
270-1580	H553 PRODUCTION DECAL KIT GR	\$120.43	C
270-1581	H553 PRODUCTION DECAL KIT IT	\$120.43	C
270-1582	H553 PRODUCTION DECAL KIT SP	\$120.43	C
270-4501	H553 ISO PROD. DECAL KIT	\$53.29	C
		\$173.72	C

**NOTE: ISO decals will be shipped with all translation decals and any basic unit shipped outside the United States.****H553 HYDRAULIC DRIVE MOTOR (Select one)**

604-952	STANDARD HYDRAULIC MOTOR (Standard speed, standard torque)	<b>\$1,690.78 T</b>
604-953	LARGE DISP/HIGH TORQUE MOTOR (Low speed, high torque)	<b>\$1,823.02 T</b>
604-954	SMALL DISP/HIGH SPEED MOTOR (High speed, low torque)	<b>\$1,823.02 T</b>



CONFIDENTIAL

## COMBO ATTACHMENT

SUGGESTED PRICE LIST  
(F.O.B. PERRY, OKLAHOMA)

Effective August 1, 2017

PART NO.	DESCRIPTION	MSRP (USD)	
<b>ASSEMBLY KITS (Select one)</b>			
602-985	70K ASSEMBLY KIT – 3P	\$372.57	C
	Shipped with: 190-1089 H553 SHIP KIT-3" P	\$840.09	C
	323-652 LEFT RESTRAINT BRACKET (3P)	\$294.71	C
	323-653 RIGHT RESTRAINT BRACKET (3P)	\$294.71	C
		\$1,802.08	C
602-986	50K ASSEMBLY KIT (12 TOOTH)	\$412.19	C
	Shipped with: 190-1090 H553 SHIP KIT-2" P	\$813.31	C
	141-276 LEFT MOUNT BRACKET	\$148.80	C
	141-277 RIGHT MOUNT BRACKET	\$148.80	C
		\$1,523.10	C
602-987	50K ASSEMBLY KIT (14 TOOTH)	\$424.57	C
	Shipped with: 190-1090 H553 SHIP KIT-2" P	\$813.31	C
	141-276 LEFT MOUNT BRACKET	\$148.80	C
	141-277 RIGHT MOUNT BRACKET	\$148.80	C
		\$1,535.48	C
<b>AUGERS (Select one)</b>			
604-681	SINGLE SHORT AUGER ASSEMBLY	\$413.41	C
604-682	DOUBLE SHORT AUGER ASSEMBLY KIT	\$701.82	C
604-683	SINGLE LONG AUGER ASSEMBLY KIT	\$622.60	C
<b>RESTRAINT BARS AND CLEANER BARS (Select one)</b>			
<b>For 50K - 2" pitch chains</b>			
141-274	RESTRAINT BAR (56", 2P)	(for 52" depth)	\$91.15 C
141-350	RESTRAINT BAR (80.5", 2P)	(for 62" depth)	\$112.88 C
<b>For 70K - 3" pitch chains</b>			
141-040	RESTRAINT BAR (54.0", 3P)	(for 42" depth)	\$155.57 C
141-041	RESTRAINT BAR (68.0") 3P	(for 52" depth)	\$161.28 C
141-043	RESTRAINT BAR (81.0", 3P)	(for 62" depth)	\$172.89 C
<b>For 50K - 2" pitch chains</b>			
140-1361	3' LOWER CLEANER BAR (2.000"P)	(for 42" depth)	\$178.02 C
140-1363	4' LOWER CLEANER BAR (2.000"P)	(for 52" depth)	\$230.58 C
<b>For 70K - 3" pitch chains</b>			
141-052	CLEANER TUBE (44.0")	(for 39" depth)	\$271.20 C
141-053	CLEANER TUBE (60.5")	(for 52" depth)	\$346.48 C
141-351	3P, 5' CLEANER BAR	(for 62" depth)	\$283.16 C
<b>Trench Cleaner - See Rear Attachment Options</b>			

Supersedes All Previous Price Lists---Prices Subject to Change Without Notice

The Charles Machine Works, Inc.; PO Box 66; Perry, OK 73077

(COMBO ATTACHMENT - 224)



CONFIDENTIAL

## COMBO ATTACHMENT

SUGGESTED PRICE LIST  
(F.O.B. PERRY, OKLAHOMA)

Effective August 1, 2017

PART NO.	DESCRIPTION	MSRP (USD)
<b>PLOW ACCESSORIES (Optional)</b>		
191-369	WEIGHT MOUNT KIT (REAR) - H553	\$105.94 C
191-496	CBL GDE KIT, 2-POST, H533/H553	\$715.15 C
191-497	CBL GDE KIT, 4-POST, H533/H553	\$1,648.28 C
375-080	COUNTERWEIGHT (100 LBS)	\$144.40 C

**TRENCH CLEANERS**

<b>TRENCH CLEANER ASSEMBLY</b> <b>(For 50K digging chain - 2" pitch)</b>		
190-2406	MECHANICAL CLEANER CONVER KIT (ROLLER)	\$504.67 C
<b>TRENCH CLEANER SHOES</b> <b>(For 50K digging chain - 2" pitch)</b>		
141-215	CLEANER SHOE (4")	\$25.58 C
141-134	CLEANER SHOE (6")	\$36.91 C
141-135	CLEANER SHOE (8")	\$45.63 C
141-136	CLEANER SHOE (10")	\$48.27 C
141-137	CLEANER SHOE (12")	\$57.83 C
<b>TRENCH CLEANER ASSEMBLY</b> <b>(For 70K digging chain - 3" pitch)</b>		
100-129	CLEANER SHOE & SLIDE KIT	\$604.53 C
<b>TRENCH CLEANER SHOES AND FACINGS</b> <b>(For 70K digging chain - 3" pitch)</b>		
140-975	CLEANER SHOE (6-8")	\$37.63 C
116-033	SHOE FACING (6")	\$57.78 C
116-034	SHOE FACING (8")	\$68.29 C
<b>TRENCH DEPTH METER KIT</b>		
605-098	H515/H516/H553/H813 TDM KIT	\$560.01 C

**BOOMS**

<b>LTR (LARGE TAIL ROLLER) BOOMS (w/grease cylinder)</b> <b>(For 50K digging chain - 2" pitch)</b>		
		<b>Chain Length in Pitches</b>
143-050	"42" LT ROLLER BOOM (2.000"P)"	84 \$1,399.74 C
143-060	"52" LT ROLLER BOOM (2.000"P)"	96 \$1,466.52 C
<b>(For 70K digging chain - 3" pitch)</b>		
143-130	LTR WEAR BAR BOOM (48" 3P)	62 \$1,901.09 C
140-1225	LTR WEAR BAR BOOM (60" 3P)	76 \$1,981.15 C
<b>STS (SMALL TAIL SPROCKET) BOOMS</b> <b>(For 50K digging chain - 2" pitch)</b>		
		<b>Chain Length in Pitches</b>
140-125	BOOM PARTS ASS'Y (58.8 2P)	98 \$1,165.48 C

Supersedes All Previous Price Lists---Prices Subject to Change Without Notice

The Charles Machine Works, Inc.; PO Box 66; Perry, OK 73077

(COMBO ATTACHMENT - 225)



CONFIDENTIAL

## COMBO ATTACHMENT

SUGGESTED PRICE LIST  
(F.O.B. PERRY, OKLAHOMA)

Effective August 1, 2017

PART NO.	DESCRIPTION	MSRP (USD)
<b>BOOM STUBS - H553 (Select one)</b>		
140-540	2P BOOM STUB	\$291.66 C
143-116	3P BOOM STUB	\$297.52 C

**CHAIN ASSEMBLIES**

Select Appropriate 50K or 70K Chain Assembly by Chain Length in Pitches and Cutter Width from Chain Assembly Price List.

**PLOW BLADES**

Select Appropriate Plow Blade from Plow Blade Price List.

**H853**

<b>H853 STANDARD #1</b>		
<b>H853A-1</b>	Base Unit: Standard Speed Motor - Includes:	
020-1070	H853	
270-5355	H853 PROD. DECAL KIT	
650-1253	VIBRATOR ASSEMBLY H832/H853	
604-952	STANDARD HYDRAULIC MOTOR (Standard speed, standard torque)	
<b>Total</b>		<b>\$31,540.50 T</b>

<b>H853 STANDARD #2</b>		
<b>H853A-2</b>	Base Unit: Low Speed-High Torque Motor - Includes:	
020-1070	H853	
270-5355	H853 PROD. DECAL KIT	
650-1253	VIBRATOR ASSEMBLY H832/H853	
604-953	LARGE DISP/HIGH TORQUE MOTOR (Low speed, high torque)	
<b>Total</b>		<b>\$31,540.50 T</b>

**H853 COMBO PLOW/TRENCHING ATTACHMENT**

70,000 lb components not covered by Product Support policy; when used on power units over 50 hp.

NOTE: Front counterweighting required: backhoe, weighted reel carrier or front counterweight

<b><u>020-1070</u></b>	H853	\$21,695.38	T
	Shipped with: 190-1745 H853 SHIP KIT	\$656.43	C
	100-735 BOOM FIT-UP KIT(COMBO AUGERS)	\$470.39	C
	604-541 WEAR BAR KIT	\$310.11	C
	140-665 AUGER DRIVE SPROCKET ASS'Y	\$161.29	D
	141-520 RIGHT AUGER BRACKET	\$507.78	C
	141-521 LEFT AUGER BRACKET	\$507.78	C
		<b>\$24,309.16</b>	

<b>HYDRAULIC DRIVE MOTOR</b>			
604-952	STANDARD HYDRAULIC MOTOR (Standard speed, standard torque)	\$1,690.78	T
604-953	LARGE DISP/HIGH TORQUE MOTOR (Low speed, high torque)	\$1,823.02	T
604-954	SMALL DISP/HIGH SPEED MOTOR (High speed, low torque)	\$1,823.02	T



CONFIDENTIAL

## COMBO ATTACHMENT

SUGGESTED PRICE LIST  
(F.O.B. PERRY, OKLAHOMA)

Effective August 1, 2017

PART NO.	DESCRIPTION	MSRP (USD)
<b>DECAL KITS - H853 (Select one)</b>		
270-5355	H853 PROD. DECAL KIT	\$18.50 C
<b>TRANSLATION DECALS – (Select if translation needed)</b>		
270-2381	H853 PRODUCTION DECAL KIT GR	\$22.27 C
270-2383	H853 PRODUCTION DECAL KIT IT	\$22.27 C
270-2382	H853 PRODUCTION DECAL KIT SP	\$22.27 C
270-5356	H853 PROD. ISO DECAL KIT	\$44.70 C
<b>NOTE: ISO decals will be shipped with all translation decals and any basic unit shipped outside the United States.</b>		
<b>VIBRATOR ASSEMBLY (Select one)</b>		
650-1253	VIBRATOR ASSEMBLY H832/H853	\$8,412.86 T
<b>HEXSHAFT FOR AUGERS (Select one)</b>		
145-244	DOUBLE AUGER SHAFT	\$101.56 C
145-245	SINGLE AUGER SHAFT	\$98.45 C
<b>AUGERS (Select one)</b>		
145-311	R.H. QUARTER AUGER ASSEMBLY	\$234.17 C
145-110	LEFT AUGER	\$253.29 C
<b>RESTRAINT BARS AND CLEANER BARS (Select one)</b>		
140-1218	RESTRAINT BAR-62P COMBO (for 52" depth)	\$132.62 C
140-1219	RESTRAINT BAR-70P COMBO (for 62" depth)	\$132.62 C
140-1220	RESTRAINT BAR-78P COMBO (for 42" depth)	\$132.62 C
<b>COMBO ACCESSORIES (Optional)</b>		
190-1999	CABLE GUIDE, 4-POST ROPS	\$1,129.43 C
190-2001	CABLE GUIDE, 2-POST ROPS	\$1,025.60 C
190-1637	TAPE DISPENSER	\$168.66 C





CONFIDENTIAL

## COMBO ATTACHMENT

SUGGESTED PRICE LIST  
(F.O.B. PERRY, OKLAHOMA)

Effective August 1, 2017

PART NO.	DESCRIPTION	MSRP (USD)	
<b>BOOMS</b>			
<b>BOOM ASSEMBLY 70/110K LARGE TAIL ROLLER WITHOUT WEAR BAR</b>			
140-545	3P LTR NON-WEAR-BAR BOOM	\$2,074.45	C
	Shipped with: 150-749 GREASE CYLINDER ASS'Y (HD)	\$595.95	C
		\$2,670.40	C
<b>Chain Length in Pitches</b>			
140-1128	BOOM TUBE (62P-51") (48" depth X 12" max. recom'd width)	62	\$364.40 C
140-1176	HD BOOM TUBE (62P - 51") (48" depth X 12" max. recom'd width)	62	\$519.73 C
<b>Do not require a top bar kit.</b>			
140-1129	BOOM TUBE (70P-63.3") (58" depth X 12" max. recom'd width)	70	\$462.38 C
140-1177	HD BOOM TUBE (70P - 63.3") (58" depth X 12" max. recom'd width)	70	\$579.46 C
<b>Both with: 100-736 SHORT TOP BAR KIT</b>			
			\$165.73 C
140-1130	BOOM TUBE (78P-75.5") (69" depth X 10" max. recom'd width)	78	\$523.11 C
140-1178	HD BOOM TUBE (78P - 75.5") (69" depth X 10" max. recom'd width)	78	\$593.80 C
<b>Both with: 100-737 LONG TOP BAR KIT</b>			
			\$242.21 C
<b>BOOM ASSEMBLY 70/110K LARGE TAIL ROLLER WITH WEAR BAR</b>			
<b>Premium chain or weld-on alligator chain is required for warranty policy consideration.</b>			
<b>Chain Length in Pitches</b>			
140-546	3P LTR WEAR-BAR BOOM 62P (48" depth X 12" max. recom'd width)	62	\$2,228.25 C
	Shipped with: 150-749 GREASE CYLINDER ASS'Y (HD)		\$595.95 C
			\$2,824.20 C
140-1128	BOOM TUBE (62P-51")		\$364.40 C
140-1176	HD BOOM TUBE (62P - 51")		\$519.73 C
140-547	3P LTR WEAR-BAR BOOM 70P (58" depth X 12" max. recom'd width)	70	\$2,493.47 C
	Shipped with: 150-749 GREASE CYLINDER ASS'Y (HD)		\$595.95 C
			\$3,089.42 C
140-1129	BOOM TUBE (70P-63.3")		\$462.38 C
140-1177	HD BOOM TUBE (70P - 63.3")		\$579.46 C
140-548	3P LTR WEAR-BAR BOOM 78P (69" depth X 10" max. recom'd width)	78	\$2,824.42 C
	Shipped with: 150-749 GREASE CYLINDER ASS'Y (HD)		\$595.95 C
			\$3,420.37 C
140-1130	BOOM TUBE (78P-75.5")		\$523.11 C
140-1178	HD BOOM TUBE (78P - 75.5")		\$593.80 C



CONFIDENTIAL

## COMBO ATTACHMENT

SUGGESTED PRICE LIST  
(F.O.B. PERRY, OKLAHOMA)

Effective August 1, 2017

PART NO.	DESCRIPTION	MSRP (USD)
<b>HEAVY DUTY BOOM ASSEMBLY 70/110K LARGE TAIL ROLLER WITH WEAR BAR</b>		
<b>Premium chain or weld-on alligator chain is required for warranty policy consideration.</b>		
<b>Chain Length in Pitches</b>		
141-659	3P HD LTR WEAR-BAR BOOM 62P (48" depth X 12" max. recom'd width)	\$4,135.09 C
	Shipped with: 150-749 GREASE CYLINDER ASS'Y (HD)	\$595.95 C
		\$4,731.04 C
140-1128	BOOM TUBE (62P-51")	\$364.40 C
140-1176	HD BOOM TUBE (62P - 51")	\$519.73 C
141-658	3P HD LTR WEAR-BAR BOOM 70P (58" depth X 12" max. recom'd width)	\$4,458.86 C
	Shipped with: 150-749 GREASE CYLINDER ASS'Y (HD)	\$595.95 C
		\$5,054.81 C
140-1129	BOOM TUBE (70P-63.3")	\$462.38 C
140-1177	HD BOOM TUBE (70P - 63.3")	\$579.46 C
141-660	3P HD LTR WEAR-BAR BOOM 78P (69" depth X 10" max. recom'd width)	\$4,775.48 C
	Shipped with: 150-749 GREASE CYLINDER ASS'Y (HD)	\$595.95 C
		\$5,371.43 C
140-1130	BOOM TUBE (78P-75.5")	\$523.11 C
140-1178	HD BOOM TUBE (78P - 75.5")	\$593.80 C
<b>BOOM ASSEMBLY 70/110K SMALL TAIL SPROCKET WITH SLIDE AND STOP</b>		
<b>Chain Length in Pitches</b>		
143-205	BOOM PARTS ASS'Y 3P STS 62P (45" depth X 12" max. recom'd width)	\$1,732.41 C
143-207	BOOM PARTS ASS'Y 3P STS 78P (65" depth X 10" max. recom'd width)	\$1,906.85 C
<b>CHAIN ASSEMBLIES</b>		
<b>Select Appropriate 70K or 110K Chain Assembly by Chain Length in Pitches and Cutter Width from Chain Assembly Price List.</b>		
<b>PLOW BLADES</b>		
<b>Select Appropriate Plow Blade from Plow Blade Price List.</b>		



CONFIDENTIAL

## COMBO ATTACHMENT

SUGGESTED PRICE LIST  
(F.O.B. PERRY, OKLAHOMA)

Effective August 1, 2017

PART NO.	DESCRIPTION	MSRP (USD)
----------	-------------	------------

**H952****H952 STANDARD #1**

<b>H952A-1</b>	Base Unit: Standard Gearbox (11.65:1) - Includes:
021-098	H952 COMBO
279-058	H752/H952 DECAL KIT ENGLISH
601-039	HEAVY WEIGHTS - H932/H952
601-129	GEARBOX - 11.65:1 (STD)

Total \$30,370.68 T

**H952 COMBO PLOW/TRENCHING ATTACHMENT**

70,000 lb components not covered by Product Support policy; when used on power units over 50 hp.

NOTE: Front counterweighting required: backhoe, weighted reel carrier or front counterweight

<b>021-098</b>	H952 COMBO	\$24,917.76	T
	Shipped with: 605-055 H952 SHIP KIT	\$1,562.84	C
	100-735 BOOM FIT-UP KIT(COMBO AUGERS)	\$470.39	C
	140-665 AUGER DRIVE SPROCKET ASS'Y	\$161.29	D
	143-010 RIGHT AUGER BRACKET ASS'Y(12")	\$470.73	C
	143-009 LEFT AUGER BRACKET ASS'Y(12")	\$470.73	C
		\$28,053.74	

**DECAL KITS - H952 (Select one)**

279-058	H752/H952 DECAL KIT ENGLISH	\$18.52	C
---------	-----------------------------	---------	---

**TRANSLATION DECALS – (Select if translation needed)**

270-1617	H752 H952 PRODUCTION DECAL KIT FR	\$146.68	C
270-1618	H752 H952 PRODUCTION DECAL KIT GR	\$146.68	C
270-1619	H752 H952 PRODUCTION DECAL KIT IT	\$146.68	C
270-1620	H752 H952 PRODUCTION DECAL KIT SP	\$146.68	C
270-4531	H752/H952 PROD DECAL KIT SW	\$146.68	C
270-1704	H752 H952 ISO PROD. KIT	\$43.55	C
		\$208.75	C

NOTE: ISO decals will be shipped with all translation decals and any basic unit shipped outside the United States.

**VIBRATOR WEIGHTS (Select one)**

601-039	HEAVY WEIGHTS - H932/H952	\$668.68	T
---------	---------------------------	----------	---

**GEARBOX (Select one)**

601-128	GEARBOX - 14.24:1 (LO)	\$4,932.07	T
601-129	GEARBOX - 11.65:1 (STD)	\$4,932.07	T
601-130	GEARBOX - 8.66:1 (HI)	\$4,932.07	T

**HEXSHAFT FOR AUGERS (Select one)**

145-244	DOUBLE AUGER SHAFT	\$101.56	C
145-245	SINGLE AUGER SHAFT	\$98.45	C

Supersedes All Previous Price Lists---Prices Subject to Change Without Notice

The Charles Machine Works, Inc.; PO Box 66; Perry, OK 73077

(COMBO ATTACHMENT - 230)



CONFIDENTIAL

## COMBO ATTACHMENT

SUGGESTED PRICE LIST  
(F.O.B. PERRY, OKLAHOMA)

Effective August 1, 2017

PART NO.	DESCRIPTION	MSRP (USD)
<b>AUGERS (Select one)</b>		
145-311	R.H. QUARTER AUGER ASSEMBLY	\$234.17 C
145-110	LEFT AUGER	\$253.29 C
<b>RESTRAINT BARS (Select one)</b>		
140-1218	RESTRAINT BAR-62P COMBO	\$132.62 C
140-1219	RESTRAINT BAR-70P COMBO	\$132.62 C
140-1220	RESTRAINT BAR-78P COMBO	\$132.62 C
<b>COMBO ACCESSORIES (Optional)</b>		
191-489	CABLE GUIDE (H732, H752, H932, H952)	\$1,385.69 C
<b>BOOMS</b>		
<b>BOOM ASSEMBLY 70/110K LARGE TAIL ROLLER WITHOUT WEAR BAR</b>		
140-545	3P LTR NON-WEAR-BAR BOOM	\$2,074.45 C
	Shipped with: 150-749 GREASE CYLINDER ASS'Y (HD)	\$595.95 C
		\$2,670.40 C
<b>Chain Length in Pitches</b>		
140-1128	BOOM TUBE (62P-51") (48" depth X 12" max. recom'd width)	62 \$364.40 C
140-1176	HD BOOM TUBE (62P - 51") (48" depth X 12" max. recom'd width)	62 \$519.73 C
<b>Do not require a top bar kit.</b>		
140-1129	BOOM TUBE (70P-63.3") (58" depth X 12" max. recom'd width)	70 \$462.38 C
140-1177	HD BOOM TUBE (70P - 63.3") (58" depth X 12" max. recom'd width)	70 \$579.46 C
<b>Both with:</b> 100-736 SHORT TOP BAR KIT		\$165.73 C
140-1130	BOOM TUBE (78P-75.5") (69" depth X 10" max. recom'd width)	78 \$523.11 C
140-1178	HD BOOM TUBE (78P - 75.5") (69" depth X 10" max. recom'd width)	78 \$593.80 C
<b>Both with:</b> 100-737 LONG TOP BAR KIT		\$242.21 C
<b>BOOM ASSEMBLY 70/110K LARGE TAIL ROLLER WITH WEAR BAR</b>		
<b>Premium chain or weld-on alligator chain is required for warranty policy consideration.</b>		
<b>Chain Length in Pitches</b>		
140-546	3P LTR WEAR-BAR BOOM 62P (48" depth X 12" max. recom'd width)	62 \$2,228.25 C
	Shipped with: 150-749 GREASE CYLINDER ASS'Y (HD)	\$595.95 C
		\$2,824.20 C
140-1128	BOOM TUBE (62P-51")	\$364.40 C
140-1176	HD BOOM TUBE (62P - 51")	\$519.73 C
140-547	3P LTR WEAR-BAR BOOM 70P (58" depth X 12" max. recom'd width)	70 \$2,493.47 C
	Shipped with: 150-749 GREASE CYLINDER ASS'Y (HD)	\$595.95 C
		\$3,089.42 C
140-1129	BOOM TUBE (70P-63.3")	\$462.38 C
140-1177	HD BOOM TUBE (70P - 63.3")	\$579.46 C

**SUGGESTED PRICE LIST  
(F.O.B. PERRY, OKLAHOMA)**

Effective August 1, 2017

PART NO.	DESCRIPTION	MSRP (USD)
<b>BOOM ASSEMBLY 70/110K LARGE TAIL ROLLER WITH WEAR BAR (Continued)</b>		
<b>Premium chain or weld-on alligator chain is required for warranty policy consideration.</b>		
Chain Length in Pitches		
140-548	3P LTR WEAR-BAR BOOM 78P (69" depth X 10" max. recom'd width)	\$2,824.42 C
	Shipped with: 150-749 GREASE CYLINDER ASS'Y (HD)	\$595.95 C
		\$3,420.37 C
140-1130	BOOM TUBE (78P-75.5")	\$523.11 C
140-1178	HD BOOM TUBE (78P - 75.5")	\$593.80 C
<b>HEAVY DUTY BOOM ASSEMBLY 70/110K LARGE TAIL ROLLER WITH WEAR BAR</b>		
<b>Premium chain or weld-on alligator chain is required for warranty policy consideration.</b>		
Chain Length in Pitches		
141-659	3P HD LTR WEAR-BAR BOOM 62P (48" depth X 12" max. recom'd width)	\$4,135.09 C
	Shipped with: 150-749 GREASE CYLINDER ASS'Y (HD)	\$595.95 C
		\$4,731.04 C
140-1128	BOOM TUBE (62P-51")	\$364.40 C
140-1176	HD BOOM TUBE (62P - 51")	\$519.73 C
141-658	3P HD LTR WEAR-BAR BOOM 70P (58" depth X 12" max. recom'd width)	\$4,458.86 C
	Shipped with: 150-749 GREASE CYLINDER ASS'Y (HD)	\$595.95 C
		\$5,054.81 C
140-1129	BOOM TUBE (70P-63.3")	\$462.38 C
140-1177	HD BOOM TUBE (70P - 63.3")	\$579.46 C
141-660	3P HD LTR WEAR-BAR BOOM 78P (69" depth X 10" max. recom'd width)	\$4,775.48 C
	Shipped with: 150-749 GREASE CYLINDER ASS'Y (HD)	\$595.95 C
		\$5,371.43 C
140-1130	BOOM TUBE (78P-75.5")	\$523.11 C
140-1178	HD BOOM TUBE (78P - 75.5")	\$593.80 C
<b>BOOM ASSEMBLY 70/110K SMALL TAIL SPROCKET WITH SLIDE AND STOP</b>		
Chain Length in Pitches		
143-205	BOOM PARTS ASS'Y 3P STS 62P (45" depth X 12" max. recom'd width)	\$1,732.41 C
143-207	BOOM PARTS ASS'Y 3P STS 78P (65" depth X 10" max. recom'd width)	\$1,906.85 C
<b>CHAIN ASSEMBLIES</b>		
<b>Select Appropriate 70K or 110K Chain Assembly by Chain Length in Pitches and Cutter Width from Chain Assembly Price List.</b>		
<b>PLOW BLADES</b>		
<b>Select Appropriate Plow Blade from Plow Blade Price List.</b>		



CONFIDENTIAL

## COMBO ATTACHMENT

SUGGESTED PRICE LIST  
(F.O.B. PERRY, OKLAHOMA)

Effective August 1, 2017

PART NO.	DESCRIPTION	MSRP (USD)
----------	-------------	------------

**H1052****H1052 STANDARD #1**

<b>H1052A-1</b>	Base Unit: Standard Gearbox (11.65:1) - Includes:
020-1077	H1052 BASIC
270-4934	H1052 PROD. DECAL KIT
601-039	HEAVY WEIGHTS - H932/H952
601-129	GEARBOX - 11.65:1 (STD)

Total \$34,507.20 T

**H1052 COMBO PLOW/TRENCHING ATTACHMENT**

70,000 lb components not covered by Product Support policy; when used on power units over 50 hp.

<b>020-1077</b>	H1052 BASIC	\$28,938.00	T
	Shipped with: 190-1616 H1052 SHIP KIT	\$1,862.65	C
	100-735 BOOM FIT-UP KIT(COMBO AUGERS)	\$470.39	C
	140-665 AUGER DRIVE SPROCKET ASS'Y	\$161.29	D
	143-010 RIGHT AUGER BRACKET ASS'Y(12")	\$470.73	C
	143-009 LEFT AUGER BRACKET ASS'Y(12")	\$470.73	C
		\$32,373.79	

**DECAL KITS - H1052 (Select one)**

270-4934	H1052 PROD. DECAL KIT	\$16.29	C
----------	-----------------------	---------	---

**TRANSLATION DECALS – (Select if translation needed)**

270-4936	H1052 PROD. ISO DECAL KIT	\$46.33	C
----------	---------------------------	---------	---

NOTE: ISO decals will be shipped with all translation decals and any basic unit shipped outside the United States.

**VIBRATOR WEIGHTS (Select one)**

601-039	HEAVY WEIGHTS - H932/H952	\$668.68	T
---------	---------------------------	----------	---

**GEARBOX (Select one)**

601-128	GEARBOX - 14.24:1 (LO)	\$4,932.07	T
601-129	GEARBOX - 11.65:1 (STD)	\$4,932.07	T
601-130	GEARBOX - 8.66:1 (HI)	\$4,932.07	T

**HEXSHAFT FOR AUGERS (Select one)**

145-244	DOUBLE AUGER SHAFT	\$101.56	C
145-245	SINGLE AUGER SHAFT	\$98.45	C

**AUGERS (Select one)**

145-311	R.H. QUARTER AUGER ASSEMBLY	\$234.17	C
145-110	LEFT AUGER	\$253.29	C

**RESTRAINT BARS (Select one)**

140-1218	RESTRAINT BAR-62P COMBO	\$132.62	C
140-1219	RESTRAINT BAR-70P COMBO	\$132.62	C
140-1220	RESTRAINT BAR-78P COMBO	\$132.62	C

Supersedes All Previous Price Lists---Prices Subject to Change Without Notice

The Charles Machine Works, Inc.; PO Box 66; Perry, OK 73077

(COMBO ATTACHMENT - 233)



CONFIDENTIAL

## COMBO ATTACHMENT

SUGGESTED PRICE LIST  
(F.O.B. PERRY, OKLAHOMA)

Effective August 1, 2017

PART NO.	DESCRIPTION	MSRP (USD)	
<b>COMBO ACCESSORIES (Optional)</b>			
191-489	CABLE GUIDE (H732, H752, H932, H952)	\$1,385.69	C
<b>BOOMS</b>			
<b>BOOM ASSEMBLY 70/110K LARGE TAIL ROLLER WITHOUT WEAR BAR</b>			
140-545	3P LTR NON-WEAR-BAR BOOM	\$2,074.45	C
	Shipped with: 150-749 GREASE CYLINDER ASS'Y (HD)	\$595.95	C
		\$2,670.40	C
<b>Chain Length in Pitches</b>			
140-1128	BOOM TUBE (62P-51") (48" depth X 12" max. recom'd width)	62	\$364.40 C
140-1176	HD BOOM TUBE (62P - 51") (48" depth X 12" max. recom'd width)	62	\$519.73 C
<b>Do not require a top bar kit.</b>			
140-1129	BOOM TUBE (70P-63.3") (58" depth X 12" max. recom'd width)	70	\$462.38 C
140-1177	HD BOOM TUBE (70P - 63.3") (58" depth X 12" max. recom'd width)	70	\$579.46 C
	<b>Both with:</b> 100-736 SHORT TOP BAR KIT		\$165.73 C
140-1130	BOOM TUBE (78P-75.5") (69" depth X 10" max. recom'd width)	78	\$523.11 C
140-1178	HD BOOM TUBE (78P - 75.5") (69" depth X 10" max. recom'd width)	78	\$593.80 C
	<b>Both with:</b> 100-737 LONG TOP BAR KIT		\$242.21 C
<b>BOOM ASSEMBLY 70/110K LARGE TAIL ROLLER WITH WEAR BAR</b>			
<b>Premium chain or weld-on alligator chain is required for warranty policy consideration.</b>			
<b>Chain Length in Pitches</b>			
140-546	3P LTR WEAR-BAR BOOM 62P (48" depth X 12" max. recom'd width)	62	\$2,228.25 C
	Shipped with: 150-749 GREASE CYLINDER ASS'Y (HD)		\$595.95 C
			\$2,824.20 C
140-1128	BOOM TUBE (62P-51")		\$364.40 C
140-1176	HD BOOM TUBE (62P - 51")		\$519.73 C
140-547	3P LTR WEAR-BAR BOOM 70P (58" depth X 12" max. recom'd width)	70	\$2,493.47 C
	Shipped with: 150-749 GREASE CYLINDER ASS'Y (HD)		\$595.95 C
			\$3,089.42 C
140-1129	BOOM TUBE (70P-63.3")		\$462.38 C
140-1177	HD BOOM TUBE (70P - 63.3")		\$579.46 C
140-548	3P LTR WEAR-BAR BOOM 78P (69" depth X 10" max. recom'd width)	78	\$2,824.42 C
	Shipped with: 150-749 GREASE CYLINDER ASS'Y (HD)		\$595.95 C
			\$3,420.37 C
140-1130	BOOM TUBE (78P-75.5")		\$523.11 C
140-1178	HD BOOM TUBE (78P - 75.5")		\$593.80 C



CONFIDENTIAL

## COMBO ATTACHMENT

SUGGESTED PRICE LIST  
(F.O.B. PERRY, OKLAHOMA)

Effective August 1, 2017

PART NO.	DESCRIPTION	MSRP (USD)
<b>HEAVY DUTY BOOM ASSEMBLY 70/110K LARGE TAIL ROLLER WITH WEAR BAR</b>		
<b>Premium chain or weld-on alligator chain is required for warranty policy consideration.</b>		
<b>Chain Length in Pitches</b>		
141-659	3P HD LTR WEAR-BAR BOOM 62P (48" depth X 12" max. recom'd width)	\$4,135.09 C
	Shipped with: 150-749 GREASE CYLINDER ASS'Y (HD)	\$595.95 C
		\$4,731.04 C
140-1128	BOOM TUBE (62P-51")	\$364.40 C
140-1176	HD BOOM TUBE (62P - 51")	\$519.73 C
141-658	3P HD LTR WEAR-BAR BOOM 70P (58" depth X 12" max. recom'd width)	\$4,458.86 C
	Shipped with: 150-749 GREASE CYLINDER ASS'Y (HD)	\$595.95 C
		\$5,054.81 C
140-1129	BOOM TUBE (70P-63.3")	\$462.38 C
140-1177	HD BOOM TUBE (70P - 63.3")	\$579.46 C
141-660	3P HD LTR WEAR-BAR BOOM 78P (69" depth X 10" max. recom'd width)	\$4,775.48 C
	Shipped with: 150-749 GREASE CYLINDER ASS'Y (HD)	\$595.95 C
		\$5,371.43 C
140-1130	BOOM TUBE (78P-75.5")	\$523.11 C
140-1178	HD BOOM TUBE (78P - 75.5")	\$593.80 C
<b>BOOM ASSEMBLY 70/110K SMALL TAIL SPROCKET WITH SLIDE AND STOP</b>		
<b>Chain Length in Pitches</b>		
143-205	BOOM PARTS ASS'Y 3P STS 62P (45" depth X 12" max. recom'd width)	\$1,732.41 C
143-207	BOOM PARTS ASS'Y 3P STS 78P (65" depth X 10" max. recom'd width)	\$1,906.85 C
<b>CHAIN ASSEMBLIES</b>		
<b>Select Appropriate 70K or 110K Chain Assembly by Chain Length in Pitches and Cutter Width from Chain Assembly Price</b>		
<b>PLOW BLADES</b>		
<b>Select Appropriate Plow Blade from Plow Blade Price List.</b>		





CONFIDENTIAL

## COMBO ATTACHMENT

SUGGESTED PRICE LIST  
(F.O.B. PERRY, OKLAHOMA)

Effective August 1, 2017

PART NO.	DESCRIPTION	MSRP (USD)
----------	-------------	------------

**PT120H****PT120H STANDARD #1**

<b>PT120H-1</b>	Base Unit: Standard Gearbox (11.65:1) - Includes:
020-1116	PT120H BASIC ASSEMBLY
270-6669	PT120H PRODUCTION DECAL KIT
350-4622	DIVERTER STD-SPEED GEARBOX ASS'Y (11.66)
601-039	HEAVY WEIGHTS - H932/H952

Total \$36,500.00 T

**PT120H COMBO PLOW/TRENCHING ATTACHMENT****NOTE: Front and side counterweighting and 500 lbs of Urethane in all tires required: no front attachment****NOTE: 500 lbs of Urethane in rear tires required: backhoe or reel carrier****70,000 lb components not covered by Product Support policy; when used on power units over 50 hp.**

<b>020-1116</b>	PT120H BASIC ASSEMBLY	\$29,330.00	T
	Shipped with: 190-1952 PT120H SHIP KIT	\$2,111.50	C
	100-735 BOOM FIT-UP KIT(COMBO AUGERS)	\$470.39	C
	140-665 AUGER DRIVE SPROCKET ASS'Y	\$161.29	D
	143-010 RIGHT AUGER BRACKET ASS'Y(12")	\$470.73	C
	143-009 LEFT AUGER BRACKET ASS'Y(12")	\$470.73	C
		\$33,014.64	

**DECAL KITS - PT120H (Select one)**

270-6669	PT120H PRODUCTION DECAL KIT	\$5.20	C
<b>TRANSLATION DECALS – (Select if translation needed)</b>			
270-6668	PT120H ISO DECAL KIT	\$38.35	C

**NOTE: ISO decals will be shipped with all translation decals and any basic unit shipped outside the United States.****VIBRATOR WEIGHTS (Select one)**

601-039	HEAVY WEIGHTS - H932/H952	\$668.68	T
---------	---------------------------	----------	---

**GEARBOX (Select one)**

350-4621	DIVERTER LO-SPEED GEARBOX ASS'Y (14.24)	\$6,500.00	T
350-4622	DIVERTER STD-SPEED GEARBOX ASS'Y (11.66)	\$6,500.00	T
350-4623	DIVERTER HI-SPEED GEARBOX ASS'Y (8.66)	\$6,500.00	T



CONFIDENTIAL

## COMBO ATTACHMENT

SUGGESTED PRICE LIST  
(F.O.B. PERRY, OKLAHOMA)

Effective August 1, 2017

PART NO.	DESCRIPTION	MSRP (USD)
<b>HEXSHAFT FOR AUGERS (Select one)</b>		
145-244	DOUBLE AUGER SHAFT	\$101.56 C
145-245	SINGLE AUGER SHAFT	\$98.45 C
<b>AUGERS (Select one)</b>		
145-311	R.H. QUARTER AUGER ASSEMBLY	\$234.17 C
145-110	LEFT AUGER	\$253.29 C
<b>RESTRAINT BARS AND CLEANER BARS (Select one)</b>		
140-0005	GG DANGER RESTRAINT BAR (62P)-PT	\$115.77 C
140-0006	GG DANGER RESTRAINT BAR (70P)-PT	\$119.85 C
140-0007	GG DANGER RESTRAINT BAR (78P)-PT	\$140.25 C
140-0014	CLEANER BAR 4'	\$566.10 C
	Shipped with: 140-0024 4' BOOM KIT	\$87.04 C
		\$653.14 C
140-0015	CLEANER BAR 5'	\$596.70 C
	Shipped with: 140-0025 5' BOOM KIT	\$90.13 C
		\$686.83 C
140-0016	CLEANER BAR 6'	\$627.30 C
	Shipped with: 140-0026 6' BOOM KIT	\$93.22 C
		\$720.52 C

**TRENCH CLEANERS****TRENCH CLEANER ASSEMBLY**

190-2421	PT120H/PT120Q TRENCH CLEANER KIT	\$2,832.50 C
----------	----------------------------------	--------------

**TRENCH CLEANER SHOES**

141-675	6" SHOE	(for 6" chain width)		\$50.42 C
141-558	3" ADJUSTABLE SHOE	(for up to 10" chain width)	2 required	\$31.55 \$63.10 C
141-559	5" ADJUSTABLE SHOE	(for 12" to 14" chain width)	2 required	\$36.33 \$72.66 C

**NOTE: Complete Trench Cleaner: Order Trench Cleaner, Cleaner Bar Kit, and Cleaner Shoe(s)****COMBO ACCESSORIES (Optional)**

190-2641	CABLE GUIDE KIT	\$1,390.50 C
----------	-----------------	--------------



CONFIDENTIAL

## COMBO ATTACHMENT

SUGGESTED PRICE LIST  
(F.O.B. PERRY, OKLAHOMA)

Effective August 1, 2017

PART NO.	DESCRIPTION	MSRP (USD)	
<b>BOOMS</b>			
<b>BOOM ASSEMBLY 70/110K LARGE TAIL ROLLER WITHOUT WEAR BAR</b>			
140-545	3P LTR NON-WEAR-BAR BOOM	\$2,074.45	C
	Shipped with: 150-749 GREASE CYLINDER ASS'Y (HD)	\$595.95	C
		\$2,670.40	C
<b>Chain Length in Pitches</b>			
140-1128	BOOM TUBE (62P-51") (48" depth X 12" max. recom'd width)	\$364.40	C
140-1176	HD BOOM TUBE (62P - 51") (48" depth X 12" max. recom'd width)	\$519.73	C
<b>Do not require a top bar kit.</b>			
140-1129	BOOM TUBE (70P-63.3") (58" depth X 12" max. recom'd width)	\$462.38	C
140-1177	HD BOOM TUBE (70P - 63.3") (58" depth X 12" max. recom'd width)	\$579.46	C
	<b>Both with:</b> 100-736 SHORT TOP BAR KIT	\$165.73	C
140-1130	BOOM TUBE (78P-75.5") (69" depth X 10" max. recom'd width)	\$523.11	C
140-1178	HD BOOM TUBE (78P - 75.5") (69" depth X 10" max. recom'd width)	\$593.80	C
	<b>Both with:</b> 100-737 LONG TOP BAR KIT	\$242.21	C
<b>BOOM ASSEMBLY 70/110K LARGE TAIL ROLLER WITH WEAR BAR</b>			
<b>Premium chain or weld-on alligator chain is required for warranty policy consideration.</b>			
<b>Chain Length in Pitches</b>			
140-546	3P LTR WEAR-BAR BOOM 62P (48" depth X 12" max. recom'd width)	\$2,228.25	C
	Shipped with: 150-749 GREASE CYLINDER ASS'Y (HD)	\$595.95	C
		\$2,824.20	C
140-1128	BOOM TUBE (62P-51")	\$364.40	C
140-1176	HD BOOM TUBE (62P - 51")	\$519.73	C
140-547	3P LTR WEAR-BAR BOOM 70P (58" depth X 12" max. recom'd width)	\$2,493.47	C
	Shipped with: 150-749 GREASE CYLINDER ASS'Y (HD)	\$595.95	C
		\$3,089.42	C
140-1129	BOOM TUBE (70P-63.3")	\$462.38	C
140-1177	HD BOOM TUBE (70P - 63.3")	\$579.46	C
140-548	3P LTR WEAR-BAR BOOM 78P (69" depth X 10" max. recom'd width)	\$2,824.42	C
	Shipped with: 150-749 GREASE CYLINDER ASS'Y (HD)	\$595.95	C
		\$3,420.37	C
140-1130	BOOM TUBE (78P-75.5")	\$523.11	C
140-1178	HD BOOM TUBE (78P - 75.5")	\$593.80	C



CONFIDENTIAL

## COMBO ATTACHMENT

SUGGESTED PRICE LIST  
(F.O.B. PERRY, OKLAHOMA)

Effective August 1, 2017

PART NO.	DESCRIPTION	MSRP (USD)
<b>HEAVY DUTY BOOM ASSEMBLY 70/110K LARGE TAIL ROLLER WITH WEAR BAR</b>		
<b>Premium chain or weld-on alligator chain is required for warranty policy consideration.</b>		
<b>Chain Length in Pitches</b>		
141-659	3P HD LTR WEAR-BAR BOOM 62P (48" depth X 12" max. recom'd width)	\$4,135.09 C
	Shipped with: 150-749 GREASE CYLINDER ASS'Y (HD)	\$595.95 C
		\$4,731.04 C
140-1128	BOOM TUBE (62P-51")	\$364.40 C
140-1176	HD BOOM TUBE (62P - 51")	\$519.73 C
141-658	3P HD LTR WEAR-BAR BOOM 70P (58" depth X 12" max. recom'd width)	\$4,458.86 C
	Shipped with: 150-749 GREASE CYLINDER ASS'Y (HD)	\$595.95 C
		\$5,054.81 C
140-1129	BOOM TUBE (70P-63.3")	\$462.38 C
140-1177	HD BOOM TUBE (70P - 63.3")	\$579.46 C
141-660	3P HD LTR WEAR-BAR BOOM 78P (69" depth X 10" max. recom'd width)	\$4,775.48 C
	Shipped with: 150-749 GREASE CYLINDER ASS'Y (HD)	\$595.95 C
		\$5,371.43 C
140-1130	BOOM TUBE (78P-75.5")	\$523.11 C
140-1178	HD BOOM TUBE (78P - 75.5")	\$593.80 C
<b>BOOM ASSEMBLY 70/110K SMALL TAIL SPROCKET WITH SLIDE AND STOP</b>		
<b>Chain Length in Pitches</b>		
143-205	BOOM PARTS ASS'Y 3P STS 62P (45" depth X 12" max. recom'd width)	\$1,732.41 C
143-207	BOOM PARTS ASS'Y 3P STS 78P (65" depth X 10" max. recom'd width)	\$1,906.85 C

## CHAIN ASSEMBLIES

Select Appropriate 70K or 110K Chain Assembly by Chain Length in Pitches and Cutter Width from Chain Assembly Price List.

## PLOW BLADES

Select Appropriate Plow Blade from Plow Blade Price List.



CONFIDENTIAL

## COMBO ATTACHMENT

SUGGESTED PRICE LIST  
(F.O.B. PERRY, OKLAHOMA)

Effective August 1, 2017

PART NO.	DESCRIPTION	MSRP (USD)
----------	-------------	------------

**PT120Q****PT120Q STANDARD #1**

<b>PT120Q-1</b>	Base Unit: Standard Gearbox (11.65:1) - Includes:
020-1117	PT120Q BASIC ASSEMBLY
350-4556	DIVERter STD-SPEED GEARBOX ASS'Y (11.66)
601-039	HEAVY WEIGHTS - H932/H952

Total \$37,500.00 T

**PT120Q COMBO PLOW/TRENCHING ATTACHMENT****NOTE: Front counterweighting required: no front attachment****70,000 lb components not covered by Product Support policy; when used on power units over 50 hp.**

<b>020-1117</b>	PT120Q BASIC ASSEMBLY	\$30,500.00	T
	Shipped with: 190-1950 PT120Q SHIP KIT	\$2,111.50	C
	100-735 BOOM FIT-UP KIT(COMBO AUGERS)	\$470.39	C
	140-665 AUGER DRIVE SPROCKET ASS'Y	\$161.29	D
	143-010 RIGHT AUGER BRACKET ASS'Y(12")	\$470.73	C
	143-009 LEFT AUGER BRACKET ASS'Y(12")	\$470.73	C
		\$34,184.64	

**DECAL KITS - PT120Q (Select one)**

270-6623	PT120Q PRODUCTION DECAL KIT	\$8.81	C
----------	-----------------------------	--------	---

**TRANSLATION DECALS – (Select if translation needed)**

270-6625	PT120Q ISO DECAL KIT	\$53.00	C
----------	----------------------	---------	---

**NOTE: ISO decals will be shipped with all translation decals and any basic unit shipped outside the United States.****VIBRATOR WEIGHTS (Select one)**

601-039	HEAVY WEIGHTS - H932/H952	\$668.68	T
---------	---------------------------	----------	---

**GEARBOX (Select one)**

350-4555	DIVERter LO-SPEED GEARBOX ASS'Y (14.24)	\$6,500.00	T
350-4556	DIVERter STD-SPEED GEARBOX ASS'Y (11.66)	\$6,500.00	T
350-4557	DIVERter HI-SPEED GEARBOX ASS'Y (8.66)	\$6,500.00	T

**HEXSHAFT FOR AUGERS (Select one)**

145-244	DOUBLE AUGER SHAFT	\$101.56	C
145-245	SINGLE AUGER SHAFT	\$98.45	C



CONFIDENTIAL

## COMBO ATTACHMENT

SUGGESTED PRICE LIST  
(F.O.B. PERRY, OKLAHOMA)

Effective August 1, 2017

PART NO.	DESCRIPTION	MSRP (USD)	
<b>AUGERS (Select one)</b>			
145-311	R.H. QUARTER AUGER ASSEMBLY	\$234.17	C
145-110	LEFT AUGER	\$253.29	C
<b>RESTRAINT BARS AND CLEANER BARS (Select one)</b>			
140-0005	GG DANGER RESTRAINT BAR (62P)-PT	\$115.77	C
140-0006	GG DANGER RESTRAINT BAR (70P)-PT	\$119.85	C
140-0007	GG DANGER RESTRAINT BAR (78P)-PT	\$140.25	C
140-0014	CLEANER BAR 4'	\$566.10	C
	Shipped with: 140-0024 4' BOOM KIT	\$87.04	C
		\$653.14	C
140-0015	CLEANER BAR 5'	\$596.70	C
	Shipped with: 140-0025 5' BOOM KIT	\$90.13	C
		\$686.83	C
140-0016	CLEANER BAR 6'	\$627.30	C
	Shipped with: 140-0026 6' BOOM KIT	\$93.22	C
		\$720.52	C

**TRENCH CLEANERS****TRENCH CLEANER ASSEMBLY**

190-2421	PT120H/PT120Q TRENCH CLEANER KIT	\$2,832.50	C
----------	----------------------------------	------------	---

**TRENCH CLEANER SHOES**

141-675	6" SHOE	(for 6" chain width)		\$50.42	C
141-558	3" ADJUSTABLE SHOE	(for up to 10" chain width)	2 required	\$31.55	\$63.10 C
141-559	5" ADJUSTABLE SHOE	(for 12" to 14" chain width)	2 required	\$36.33	\$72.66 C

**NOTE: Complete Trench Cleaner: Order Trench Cleaner, Cleaner Bar Kit, and Cleaner Shoe(s)****COMBO ACCESSORIES (Optional)**

190-2641	CABLE GUIDE KIT	\$1,390.50	C
----------	-----------------	------------	---



CONFIDENTIAL

## COMBO ATTACHMENT

SUGGESTED PRICE LIST  
(F.O.B. PERRY, OKLAHOMA)

Effective August 1, 2017

PART NO.	DESCRIPTION	MSRP (USD)	
<b>BOOMS</b>			
<b>BOOM ASSEMBLY 70/110K LARGE TAIL ROLLER WITHOUT WEAR BAR</b>			
140-545	3P LTR NON-WEAR-BAR BOOM	\$2,074.45	C
	Shipped with: 150-749 GREASE CYLINDER ASS'Y (HD)	\$595.95	C
		\$2,670.40	C
Chain Length in Pitches			
140-1128	BOOM TUBE (62P-51") (48" depth X 12" max. recom'd width)	62	\$364.40 C
140-1176	HD BOOM TUBE (62P - 51") (48" depth X 12" max. recom'd width)	62	\$519.73 C
Do not require a top bar kit.			
140-1129	BOOM TUBE (70P-63.3") (58" depth X 12" max. recom'd width)	70	\$462.38 C
140-1177	HD BOOM TUBE (70P - 63.3") (58" depth X 12" max. recom'd width)	70	\$579.46 C
	Both with: 100-736 SHORT TOP BAR KIT		\$165.73 C
140-1130	BOOM TUBE (78P-75.5") (69" depth X 10" max. recom'd width)	78	\$523.11 C
140-1178	HD BOOM TUBE (78P - 75.5") (69" depth X 10" max. recom'd width)	78	\$593.80 C
	Both with: 100-737 LONG TOP BAR KIT		\$242.21 C
<b>BOOM ASSEMBLY 70/110K LARGE TAIL ROLLER WITH WEAR BAR</b>			
Premium chain or weld-on alligator chain is required for warranty policy consideration.			
Chain Length in Pitches			
140-546	3P LTR WEAR-BAR BOOM 62P (48" depth X 12" max. recom'd width)	62	\$2,228.25 C
	Shipped with: 150-749 GREASE CYLINDER ASS'Y (HD)		\$595.95 C
			\$2,824.20 C
140-1128	BOOM TUBE (62P-51")		\$364.40 C
140-1176	HD BOOM TUBE (62P - 51")		\$519.73 C
140-547	3P LTR WEAR-BAR BOOM 70P (58" depth X 12" max. recom'd width)	70	\$2,493.47 C
	Shipped with: 150-749 GREASE CYLINDER ASS'Y (HD)		\$595.95 C
			\$3,089.42 C
140-1129	BOOM TUBE (70P-63.3")		\$462.38 C
140-1177	HD BOOM TUBE (70P - 63.3")		\$579.46 C
140-548	3P LTR WEAR-BAR BOOM 78P (69" depth X 10" max. recom'd width)	78	\$2,824.42 C
	Shipped with: 150-749 GREASE CYLINDER ASS'Y (HD)		\$595.95 C
			\$3,420.37 C
140-1130	BOOM TUBE (78P-75.5")		\$523.11 C
140-1178	HD BOOM TUBE (78P - 75.5")		\$593.80 C



CONFIDENTIAL

## COMBO ATTACHMENT

SUGGESTED PRICE LIST  
(F.O.B. PERRY, OKLAHOMA)

Effective August 1, 2017

PART NO.	DESCRIPTION	MSRP (USD)
<b>HEAVY DUTY BOOM ASSEMBLY 70/110K LARGE TAIL ROLLER WITH WEAR BAR</b>		
<b>Premium chain or weld-on alligator chain is required for warranty policy consideration.</b>		
<b>Chain Length in Pitches</b>		
141-659	3P HD LTR WEAR-BAR BOOM 62P (48" depth X 12" max. recom'd width)	\$4,135.09 C
	Shipped with: 150-749 GREASE CYLINDER ASS'Y (HD)	\$595.95 C
		\$4,731.04 C
140-1128	BOOM TUBE (62P-51")	\$364.40 C
140-1176	HD BOOM TUBE (62P - 51")	\$519.73 C
141-658	3P HD LTR WEAR-BAR BOOM 70P (58" depth X 12" max. recom'd width)	\$4,458.86 C
	Shipped with: 150-749 GREASE CYLINDER ASS'Y (HD)	\$595.95 C
		\$5,054.81 C
140-1129	BOOM TUBE (70P-63.3")	\$462.38 C
140-1177	HD BOOM TUBE (70P - 63.3")	\$579.46 C
141-660	3P HD LTR WEAR-BAR BOOM 78P (69" depth X 10" max. recom'd width)	\$4,775.48 C
	Shipped with: 150-749 GREASE CYLINDER ASS'Y (HD)	\$595.95 C
		\$5,371.43 C
140-1130	BOOM TUBE (78P-75.5")	\$523.11 C
140-1178	HD BOOM TUBE (78P - 75.5")	\$593.80 C
<b>BOOM ASSEMBLY 70/110K SMALL TAIL SPROCKET WITH SLIDE AND STOP</b>		
<b>Chain Length in Pitches</b>		
143-205	BOOM PARTS ASS'Y 3P STS 62P (45" depth X 12" max. recom'd width)	\$1,732.41 C
143-207	BOOM PARTS ASS'Y 3P STS 78P (65" depth X 10" max. recom'd width)	\$1,906.85 C

## CHAIN ASSEMBLIES

List.

## PLOW BLADES

Select Appropriate Plow Blade from Plow Blade Price List.





CONFIDENTIAL

## SAW ATTACHMENT

Changes since the July 1, 2017 price list:

Effective August 1, 2017



CONFIDENTIAL

## SAW ATTACHMENT

SUGGESTED PRICE LIST  
(F.O.B. PERRY, OKLAHOMA)

Effective August 1, 2017

PART NO.	DESCRIPTION	MSRP (USD)
----------	-------------	------------

**MT12****MT12 STANDARD #1****MT12A-1** Base Unit: Standard Speed Motor - Includes:020-1064 MT12 BASIC UNIT  
350-2403 SAW MOTOR, MOUNT & HUB ASSY  
270-4943 MT12 PROD. DECAL KIT ENGLISH**Total \$16,929.74 R****MT12 STANDARD #2****MT12A-2** Base Unit: Std. Speed Motor Hyd. Plunge - Includes:020-1130 MT12 BASIC UNIT  
350-3596 SAW MOTOR, MOUNT & HUB ASSY  
350-3598 HYD. BLADE AJUST  
270-4943 MT12 PROD. DECAL KIT ENGLISH**Total \$17,850.00 R**020-1064 MT12 BASIC UNIT \$10,981.33 R  
020-1130 MT12 BASIC UNIT \$10,900.00 R**DECAL KITS - MT12 (Select one)**270-4943 MT12 PROD. DECAL KIT ENGLISH \$25.14 C  
270-4944 MT12 PROD. ISO DECAL KIT \$50.36 C**NOTE: ISO decal kit will be shipped with any basic unit going outside the United States.****MT12 HYDRAULIC DRIVE MOTOR (Select one)**

350-2403	SAW MOTOR, MOUNT & HUB ASSY	\$6,181.00	C
	Shipped with: 190-1635 MT12 SHIP KIT	\$183.39	C
	190-2640 STANDARD SPEED FLUSHING KIT (RT80T4 ONLY)	\$272.95	C
		\$6,364.39	C
		RT80T4 \$6,637.34	C
350-2398	HI-SPEED MOTOR & SHAFT ASSY	\$9,233.55	C
	Shipped with: 190-2316 MT12 SHIP KIT (HI-SPEED MOTOR)	\$106.00	C
	190-2627 HI SPEED FLUSHING KIT (RT80T4 ONLY)	\$272.95	C
		\$9,339.55	C
		RT80T4 \$9,612.50	C



CONFIDENTIAL

## SAW ATTACHMENT

SUGGESTED PRICE LIST  
(F.O.B. PERRY, OKLAHOMA)

Effective August 1, 2017

PART NO.	DESCRIPTION	MSRP (USD)	
<b>MT12 HYDRAULIC DRIVE MOTOR (Select one) (Continued)</b>			
350-3596	SAW MOTOR, MOUNT & HUB ASSY	\$6,181.00	C
	Shipped with: 190-1635 MT12 SHIP KIT	\$183.39	C
	190-2640 STANDARD SPEED FLUSHING KIT (RT80T4 ONLY)	\$272.95	C
		\$6,364.39	C
		RT80T4	\$6,637.34 C
350-3597	HI-SPEED MOTOR & SHAFT ASSY	\$9,233.55	C
	Shipped with: 190-2316 MT12 SHIP KIT (HI-SPEED MOTOR)	\$106.00	C
	190-2627 HI SPEED FLUSHING KIT (RT80T4 ONLY)	\$272.95	C
		\$9,339.55	C
		RT80T4	\$9,612.50 C

**MT12 mounted on an RT55 and RT80T4 requires the following:**

191-1057	MT12 MOUNT KIT (55&80)	\$1,777.35	C
----------	------------------------	------------	---

<b>STANDARD SAW BLADES (Select one) For use with standard saw motor only</b>			
301-1096	SAW BLADE (.75", SHARK, 24T)		\$598.49 B
301-1590	SAW BLADE (.75", COMBO, 24T/8T)	\$655.96	B
	Shipped with: 135-1211 M10 CARBIDE FULL CAP BIT 24 required	\$8.78	D
	105-1541 ROLL PIN (5MM X 16MM) 24 required	\$0.14	C
		\$870.04	
301-0580	SAW BLADE (.95", CONICAL, 32T)	\$748.41	B
	Shipped with: 135-1211 M10 CARBIDE FULL CAP BIT 32 required	\$8.78	D
	105-1541 ROLL PIN (5MM X 16MM) 32 required	\$0.14	C
		\$1,033.85	
301-0686	SAW BLADE (1.25", CONICAL, 32T)	\$748.41	B
	Shipped with: 135-1211 M10 CARBIDE FULL CAP BIT 32 required	\$8.78	D
	105-1541 ROLL PIN (5MM X 16MM) 32 required	\$0.14	C
		\$1,033.85	
302-2276	SAW BLADE (1.50", CONICAL, 32T)	\$766.45	B
135-5000	SAW BLADE (.50", PDC SHARK, 34")	\$3,148.95	C
135-5001	SAW BLADE (.75", PDC SHARK, 34")	\$4,198.95	C
135-5005	SAW BLADE (1.0", PDC SHARK, 34")	\$5,773.95	C
135-5006	SAW BLADE (1.5", PDC SHARK, 34")	\$7,558.95	C



CONFIDENTIAL

## SAW ATTACHMENT

SUGGESTED PRICE LIST  
(F.O.B. PERRY, OKLAHOMA)

Effective August 1, 2017

PART NO.	DESCRIPTION	MSRP (USD)
<b>HIGH SPEED SAW BLADES (Select one) For use with high speed saw motor only</b>		
135-1609	PCD DIAMOND BLADE (32" X .375")	\$5,472.78 F
135-1447	PCD DIAMOND BLADE (32" X .500")	\$5,353.93 F
135-1481	PCD DIAMOND BLADE (32" X .750")	\$11,351.61 F
135-1612	PCD DIAMOND BLADE (32" X 1.00")	\$13,615.79 F
135-1610	CONCRETE BLADE (32" X .375")	\$3,817.83 F
	Shipped with: 190-2330 MT12 WATER KIT	\$279.12 C
		\$4,096.95
135-1611	CONCRETE BLADE (32" X .500")	\$4,237.44 F
	Shipped with: 190-2330 MT12 WATER KIT	\$279.12 C
		\$4,516.56
135-1485	CONCRETE BLADE (32" X .750")	\$5,168.10 F
	Shipped with: 190-2330 MT12 WATER KIT	\$279.12 C
		\$5,447.22
135-1516	CONCRETE BLADE (32" X 1.024")	\$6,640.20 F
	Shipped with: 190-2330 MT12 WATER KIT	\$279.12 C
		\$6,919.32
<b>TRENCH CLEANERS (Select one)</b>		
301-1057	MT TRENCH CLEANER (for .75" and .95" blades)	\$258.65 C
301-0548	MT TRENCH CLEANER (WIDE) (for 1.25" blade)	\$266.10 C
<b>ACCESSORIES</b>		
190-1647	REAR WEIGHT RACK (required when using reel carrier with RT55/MT12)	\$1,040.66 C
350-2469	HOSE MOUNT SUB (for routing vacuum hose from attachment to front of tractor with RT55)	\$575.50 C
190-2663	HOSE MOUNT KIT (RT80 MT) (for routing vacuum hose from attachment to front of tractor with RT80T4)	\$581.95 C
350-2517	HOSE CART	\$208.31 C
190-1643	SMV WARNING LIGHT KIT	\$839.64 C
190-2330	MT12 WATER KIT	\$279.12 C
350-4840	REAR AXLE STEERING STOPS (required when mounting on RT80T4)	\$77.25 C
135-1443	CARBIDE WEAR BAR	\$6.51 C



CONFIDENTIAL

## SAW ATTACHMENT

SUGGESTED PRICE LIST  
(F.O.B. PERRY, OKLAHOMA)

Effective August 1, 2017

PART NO.	DESCRIPTION	MSRP (USD)
----------	-------------	------------

**MT16****MT16 STANDARD #1****MT16-1** Base Unit: Standard Speed Motor - Includes:

020-1126 MT16

350-5360 MOTOR ASSEMBLY

270-7347 MT16 DECAL KIT

**Total \$29,950.00 T**

020-1126 MT16 \$20,550.00 T

**DECAL KITS - MT16 (Select one)**

270-7347 MT16 DECAL KIT \$86.86 C

270-7432 MT16 PROD ISO DECAL KIT \$51.21 C

**NOTE: ISO decal kit will be shipped with any basic unit going outside the United States.****MT16 HYDRAULIC DRIVE MOTOR (Select one)**

350-5360 MOTOR ASSEMBLY \$9,313.35 C

**MT16 mounted on an RT80T4 requires the following:**

190-2663 HOSE MOUNT KIT (RT80 MT) \$581.95 C

**STANDARD SAW BLADES (Select one) For use with standard saw motor only**

135-5011 SAW BLADE (.50", PDC SHARK, 43") \$3,939.00 C

135-5012 SAW BLADE (.75", PDC SHARK, 43") \$5,249.00 C

135-5013 SAW BLADE (1.0", PDC SHARK, 43") \$7,219.00 C

135-5014 SAW BLADE (1.5", PDC SHARK, 43") \$9,450.00 C

**ACCESSORIES**

190-2663 HOSE MOUNT KIT (RT80 MT) (for routing vacuum hose from attachment to front of tractor with RT80T4) \$581.95 C

350-2517 HOSE CART \$208.31 C



CONFIDENTIAL

## SAW ATTACHMENT

SUGGESTED PRICE LIST  
(F.O.B. PERRY, OKLAHOMA)

Effective August 1, 2017

PART NO.	DESCRIPTION	MSRP (USD)
----------	-------------	------------

**H342****H342 STANDARD #1****H342A-1** Base Unit - less bits and segments – Includes:020-1036 H342 (BASIC UNIT)  
279-064 H342 DECAL KIT ENGLISH**Total \$13,897.01 R**

<b>020-1036</b>	H342 (BASIC UNIT) - less bits and segments	\$13,877.17	R
	<b>H342 requires front noseweight kit and 200 lbs. of TBS in each tire.</b>		
	Shipped with: 602-797 H342 SHIP KIT	\$690.99	C
	190-2320 H342/RT55 SHIP KIT (RT55 ONLY)	\$21.42	C
	350-3098 H342/RT55 TRAVERSE KIT (RT55 ONLY)	\$6,482.10	R
		\$21,071.68	

**DECAL KITS - H342 SAW (Select one)**

279-064	H342 DECAL KIT ENGLISH	\$21.90	C
270-1643	H341/H342 PROD. ISO DECAL KIT	\$66.50	C

**NOTE: ISO decal kit will be shipped with all translation decals and any basic unit shipped outside the United States.****SAW ACCESSORIES**

190-1310	2.5" SAW SEGMENT	\$2,777.02	C
190-1311	3.5" SEGMENT KIT	\$2,839.51	C
190-1312	5" SEGMENT KIT	\$3,342.76	C
136-101	INSERT BIT	\$6.87	D
136-100	CAP BIT	\$10.25	D
136-102	INSERT BIT	\$8.36	D



CONFIDENTIAL

## SAW ATTACHMENT

SUGGESTED PRICE LIST  
(F.O.B. PERRY, OKLAHOMA)

Effective August 1, 2017

PART NO.	DESCRIPTION	MSRP (USD)
----------	-------------	------------

**H942****H942 STANDARD #1**

<b>H942A-1</b>	Base Unit - Includes:		
104-164	H942 30" CENTERLINE SAW		
279-047	H942 H1140 PROD DECAL KIT ENGLISH		
		<b>Total</b>	<b>\$27,748.53 T</b>

**H942 30" CENTERLINE SAW****NOTE: H942 is for the RT95H, RT115, HT115, and RT120****Front counterweighting required: backhoe, loaded reel carrier, additional front counterweight kit or TBS.**

<b>104-164</b>	H942 30" CENTERLINE SAW	\$27,600.63	T
	Shipped with: 602-999 H942/H1140 SHIP KIT	\$493.91	C
	191-132 REAR ENGINE SUPPORT KIT	\$246.03	C
		<b>\$28,340.57</b>	

**BACKUP ALARM (Select one)**

350-1452	ASSY, BACKUP ALARM KIT	\$110.01	T
----------	------------------------	----------	---

**DECAL KIT - H942 (Select one)**

279-047	H942 H1140 PROD DECAL KIT ENGLISH	\$24.98	C
---------	-----------------------------------	---------	---

**TRANSLATION DECAL KITS – H942 (Select if translation needed)**

711-233	"DANGER 2.75" X 18" IT"	2 required	\$34.56	C
707-233	"DANGER 2.75" X 18" SP"	2 required	\$34.56	C
709-233	"DANGER 2.75" X 18" SW"	2 required	\$34.56	C
270-1644	H940 H942 H1140 PROD ISO DECAL KIT		\$75.33	C
			<b>\$169.43</b>	<b>C</b>

**NOTE: ISO decals will be shipped with all translation decals and any basic unit shipped outside the United States.****SEGMENT KITS (Select one)****DIAMOND PATTERN**

100-087	4.5" SAW SEGMENT KIT	\$5,509.86	C
100-086	6" SAW SEGMENT KIT	\$6,393.13	C
100-861	8" SAW SEGMENT KIT	\$7,733.23	C

**V PATTERN**

104-188	SEGMENT KIT 4.5 (V PATTERN)	\$5,730.26	C
104-189	SEGMENT KIT 6.0 (V PATTERN)	\$6,648.85	C
104-190	SEGMENT KIT 8.0 (V PATTERN)	\$7,561.19	C

100-085	WEAR BAR KIT	\$1,043.57	C
---------	--------------	------------	---

**100-085 ships with all segment kits**



CONFIDENTIAL

## SAW ATTACHMENT

SUGGESTED PRICE LIST  
(F.O.B. PERRY, OKLAHOMA)

Effective August 1, 2017

PART NO.	DESCRIPTION	MSRP (USD)
<b>SPOIL GUARD KIT (Select one)</b>		
100-585	STREET SAW SPOILS GUARD KIT	\$1,424.77 C
100-599	FRT SPOILS DIVERT & GUARD KIT	\$874.85 C
<b>SAW ACCESSORIES</b>		
136-222	INSERT BIT	\$9.54 D

**H1140**

<b>H1140 STANDARD #1</b>		
<b>H1140A-1</b>	Base Unit - Includes:	
100-055	H1140 BASIC ASSEMBLY	
279-047	H942 H1140 PROD DECAL KIT ENGLISH	
		<b>Total \$31,066.73 T</b>

**H1140 40" CENTERLINE SAW****NOTE: H1140 is for the RT95H, RT115, RT115Q, HT115, RT120, and RT120Q****Front counterweighting required: backhoe, loaded reel carrier, additional front counterweight kit or TBS.**

<b>100-055</b>	H1140 BASIC ASSEMBLY	\$30,917.38	T
	Shipped with: 602-999 H942/H1140 SHIP KIT	\$493.91	C
	191-132 REAR ENGINE SUPPORT KIT	\$246.03	C
		\$31,657.32	

<b>BACKUP ALARM (Select one)</b>		
350-1452	ASSY, BACKUP ALARM KIT	\$110.01 T

<b>DECAL KIT - H1140 (Select one)</b>		
279-047	H942 H1140 PROD DECAL KIT ENGLISH	\$24.98 C
<b>TRANSLATION DECAL KITS – H1140 (Select if translation needed)</b>		
711-233	"DANGER 2.75" X 18" IT"	2 required \$34.56 C
707-233	"DANGER 2.75" X 18" SP"	2 required \$34.56 C
709-233	"DANGER 2.75" X 18" SW"	2 required \$34.56 C
270-1644	H940 H942 H1140 PROD ISO DECAL KIT	\$75.33 C
		\$169.43 C
<b>NOTE: ISO decals will be shipped with all translation decals and any basic unit shipped outside the United States.</b>		





CONFIDENTIAL

## SAW ATTACHMENT

SUGGESTED PRICE LIST  
(F.O.B. PERRY, OKLAHOMA)

Effective August 1, 2017

PART NO.	DESCRIPTION	MSRP (USD)
<b>SEGMENT KITS (Select one)</b>		
<b>DIAMOND PATTERN</b>		
100-054	4.5" SAW SEGMENT KIT	\$5,636.06 C
100-866	6" SAW SEGMENT KIT	\$7,229.99 C
100-862	8" SAW SEGMENT KIT	\$8,211.08 C
<b>V PATTERN</b>		
100-094	SAW SEGMENT KIT 4.5 (V PATTERN)	\$5,636.06 C
100-095	SAW SEGMENT KIT 6.0 (V PATTERN)	\$7,229.99 C
100-097	SAW SEGMENT KIT 8.0 (V PATTERN)	\$8,211.08 C
100-085	WEAR BAR KIT	\$1,043.57 C
<b>100-085 ships with all segment kits</b>		
<b>SPOIL GUARD KIT (Select one)</b>		
100-586	STREET SAW SPOILS GUARD KIT	\$1,468.50 C
100-598	FRT SPOILS DIVERT & GUARD KIT	\$1,014.83 C
<b>SAW ACCESSORIES</b>		
136-222	INSERT BIT	\$9.54 D
131-290	FLARED CAP BIT	\$10.48 C

**NOTE: HYDRA-WHEEL SAW ATTACHMENT** – For pricing and availability contact the Trencher Product Manager at DW Factory.  
**Warranty is covered by "River City Manufacturing". Their warranty is for one year or 1000 hours, parts only, FOB Austin.**  
**Warranty is to be filed with River City Manufacturing.**

**RS40**

<b>RS40 STANDARD #1</b>		
<b>RS40-1</b>	Base Unit - Includes:	
020-1118	RS40 BASIC ASSEMBLY	
		<b>Total \$35,646.88 T</b>

**RS40 40" CENTERLINE SAW****NOTE: RS40 is for the RT125, RT125Q****Front counterweighting required: backhoe, loaded reel carrier, additional front counterweight kit or TBS.**

<b>020-1118</b>	RS40 BASIC ASSEMBLY	\$35,476.83	T
	Shipped with: 190-1951 RS30/RS40 SHIP KIT	\$588.46	C
	190-2416 RS40/RT125Q SHIP KIT (RT125Q ONLY)	\$301.40	C
		<b>RT125</b>	\$36,065.29
		<b>RT125Q</b>	\$36,366.69



CONFIDENTIAL

## SAW ATTACHMENT

SUGGESTED PRICE LIST  
(F.O.B. PERRY, OKLAHOMA)

Effective August 1, 2017

PART NO.	DESCRIPTION	MSRP (USD)
<b>BACKUP ALARM (Select one)</b>		
191-265	BACKUP ALARM KIT (for use on RT125)	\$112.18 C
191-430	BACKUP ALARM KIT (for use on RT125Q)	\$140.23 C
<b>DECAL KIT - RS40 (Select one)</b>		
270-2816	RS40 PROD DECAL KIT ENG	\$54.10 C
<b>TRANSLATION DECAL KITS – H1140 (Select if translation needed)</b>		
711-233	"DANGER 2.75" X 18" IT" 2 required	\$34.56 C
707-233	"DANGER 2.75" X 18" SP" 2 required	\$34.56 C
709-233	"DANGER 2.75" X 18" SW" 2 required	\$34.56 C
270-2817	R30 RS40 PROD ISO DECAL KIT	\$75.33 C
		\$198.55 C
<b>NOTE: ISO decals will be shipped with all translation decals and any basic unit shipped outside the United States.</b>		
<b>SEGMENT KITS (Select one)</b>		
<b>DIAMOND PATTERN</b>		
100-054	4.5" SAW SEGMENT KIT	\$5,636.06 C
100-866	6" SAW SEGMENT KIT	\$7,229.99 C
100-862	8" SAW SEGMENT KIT	\$8,211.08 C
<b>V PATTERN</b>		
100-094	SAW SEGMENT KIT 4.5 (V PATTERN)	\$5,636.06 C
100-095	SAW SEGMENT KIT 6.0 (V PATTERN)	\$7,229.99 C
100-097	SAW SEGMENT KIT 8.0 (V PATTERN)	\$8,211.08 C
100-085	WEAR BAR KIT	\$1,043.57 C
<b>100-085 ships with all segment kits</b>		
<b>SPOIL GUARD KIT (Select one)</b>		
100-586	STREET SAW SPOILS GUARD KIT	\$1,468.50 C
100-598	FRT SPOILS DIVERT & GUARD KIT	\$1,014.83 C
<b>SAW ACCESSORIES</b>		
136-222	INSERT BIT	\$9.54 D
131-290	FLARED CAP BIT	\$10.48 C

**NOTE: HYDRA-WHEEL SAW ATTACHMENT – For pricing and availability contact the Trencher Product Manager at DW Factory. Warranty is covered by “River City Manufacturing”. Their warranty is for one year or 1000 hours, parts only, FOB Austin. Warranty is to be filed with River City Manufacturing.**

**TRENCHLESS**

- JT5
- JT10 (less regulated)
- JT10 (highly regulated)
- JT20
- JT25 (less regulated)
- JT25 (highly regulated)
- JT30 (less regulated)
- JT30 (highly regulated)
- AT30 (less regulated)
- AT30 (highly regulated)
- JT40 (less regulated)
- JT40 (highly regulated)
- JT60 (less regulated)
- JT60 (highly regulated)
- AT60 (less regulated)
- AT60 (highly regulated)
- JT100M1 T3
- JT100M1 T4i
- JT100M1 T4
- AT100 T3
- AT100 T4i
- AT100 T4
- P80 and PP25
- ROTO WITCH



CONFIDENTIAL

JT5

Changes since the July 1, 2017 price list:

Effective August 1, 2017

**SUGGESTED PRICE LIST  
(F.O.B. PERRY, OKLAHOMA)****Effective August 1, 2017**

PART NO.	DESCRIPTION	MSRP (USD)
----------	-------------	------------

**STANDARD UNIT**

The **Ditch Witch® JT5 Jet Trac®** drilling system is a self-contained, surface launched, fluid assisted, mechanical drilling system. The basic unit includes the following:

- Kubota D1105-E liquid-cooled diesel engine (24.8 hp gross, 23.8 hp estimated net @ 3,000 rpm)  
EPA Tier 4 compliant
- Electrical Strike System (module and barriers)
- Rack and pinion thrust drive
- Dual anchor system
- 150' capacity pipe box (less pipe)
- Rubber tracks
- Drilling fluid swivel
- Ship Kit - Includes the following:
  - Drill pipe wiper seal
  - Copper thread compound with brush
  - Tip cleaner set
  - Complete quick wrench set

**If you select a standard machine configuration, you must also order the "shipped with" items listed below.**

**JT5 STANDARD #1**

**JT5A-1** Base Unit: Unlined Pipe - Includes:  
022-0522 JT5 BASIC  
270-2677 JT5 PRODUCTION DECAL KIT  
300-7827 SAVER SUB

**Total \$54,362.87 T****BASIC UNIT**

<b>022-0522</b> JT5 BASIC	\$54,148.24	T
Shipped with: 190-1679 JT5 SHIP KIT	\$1,260.61	C
	<b>\$55,408.85</b>	

**DECAL KITS – JT5 (Select one)**

270-2677 JT5 PRODUCTION DECAL KIT	\$34.69	C
-----------------------------------	---------	---

**TRANSLATION DECALS – (Select if translation needed)**

270-2682 JT5 PRODUCTION DECAL KIT DU	\$109.42	C
270-2679 JT5 PRODUCTION DECAL KIT FR	\$109.42	C
270-2680 JT5 PRODUCTION DECAL KIT GR	\$109.42	C
270-2681 JT5 PRODUCTION DECAL KIT IT	\$109.42	C
270-2678 JT5 PRODUCTION DECAL KIT SP	\$109.42	C
270-6256 JT5 PROD DECAL KIT SW	\$109.42	C
270-2683 JT5 PRODUCTION ISO DECAL KIT	\$37.67	C
	<b>\$147.09</b>	<b>C</b>

**NOTE: ISO decals will be shipped with all translation decals and any basic unit shipped outside the United States.**

**SUGGESTED PRICE LIST**  
**(F.O.B. PERRY, OKLAHOMA)**

**Effective August 1, 2017**

PART NO.	DESCRIPTION	MSRP (USD)
----------	-------------	------------

**ANCHOR SYSTEM ACCESSORIES (Select one style)**

327-460	AUGER 4"	2 required	\$144.32	\$288.64	C
327-457	ROCK ANCHOR	2 required	\$305.69		C
	Shipped with: 131-259 INSERT BIT - CARBIDE TIPPED	6 required	\$7.47		D
				\$656.20	

**ORANGE INTEL™ OPTIONS (Select one)**

350-5371	GPS ONLY FOR GPS-READY			\$530.00	D
----------	------------------------	--	--	----------	---

**Note: Equipment Registration Activates GPS and Telematics Boxes**

**ORANGE INTEL™ SERVICE PLAN OPTIONS (Optional)**

240-1118	1 Year Data Service Plan GPS ONLY			\$299.40	A
----------	-----------------------------------	--	--	----------	---

**Note: Sold in One Year Increments**

**ACCESSORIES**

190-1731	ADJUSTABLE UMBRELLA KIT			\$359.32	C
190-1670	WASH WAND KIT			\$381.19	C
190-1662	ANTIFREEZE KIT	(Dealer installed only)		\$341.19	C
190-1669	THREAD LUBRICATOR KIT			\$803.95	C
190-1726	LUBRICATOR ASSEMBLY (2 GAL)			\$1,993.65	C
100-794	GROUNDING KIT	(Required if not using anchor system)		\$942.05	C
300-9444	STABILIZER PAD	2 required	\$210.75	\$421.50	C
190-2131	JT5 T4F UPTIME KIT			\$576.82	B

**ENVIRONMENTAL HYDRAULIC OIL**

256-030	ENVIROMENTAL HYD OIL (MOBILE)	12 required	\$49.53	\$594.36	A
---------	-------------------------------	-------------	---------	----------	---

**TRACKING ELECTRONICS / DrillLok™**

**See Ditch Witch® Electronics Price List**

**DOWNHOLE TOOLS**

**For nozzle placement, size and angle, reference the Downhole Tools Parts Book.**

**DRILL PIPE**

355-1038	JT5 POWER PIPE 1.13 X 1.88 1.10-5 1.5M	each	\$229.00		D
	Shipped with: 300-7827 SAVER SUB			\$231.75	C
355-1119	HIWS1 PIPE 1.32 X 1.88 #200 5'	each	\$235.00		D
	Shipped with: 400-2242 SAVER SUB (#200)			\$225.00	C

**QUICK CONNECT SYSTEMS**

**EZ CONNECT**

400-1261	EZ CONNECT 2 (1.10-5M X 1.31-6M EZ2)			\$400.71	C
400-2296	EZ-CONNECT 2 (200 M X 1.31-6M EZ2)			\$409.47	C

**SUGGESTED PRICE LIST  
(F.O.B. PERRY, OKLAHOMA)****Effective August 1, 2017**

PART NO.	DESCRIPTION	MSRP (USD)
----------	-------------	------------

**TRANSITION SUB**

400-1260	TRANSITION SUB (1.10-5 M/M)	\$359.00 C
400-2293	TRANSITION SUB (200M / 1.10-5M)	\$347.00 C
400-2294	TRANSITION SUB (200M/M)	\$347.00 C

**BEACON HOUSING (must select appropriate connector on page 4)**

908-0680	2.0" PWRHOUSE HD/3H-12MM/DW/1.10	\$799.00 C
----------	----------------------------------	------------

**DRILL BITS**

2.5	3/12	50	00	
Bit Width	Hole Qty.	Bolt Size	Thickness	Bend Angle
2.5" (63.5 mm)	3	12	.50" (13mm)	00
3" (76 mm)				

**3 HOLE BITS**

369-171	2.5-3/12-50-00 BARRACUDA BIT	\$105.00 C
369-169	2.5-3/12-50-00 DURABIT	\$190.00 C
369-167	2.5-3 / 12-50-00 SAND BIT	\$80.00 C
369-315	2.5-3/12-50-00 STEEP TAPER BIT	\$80.00 C
369-727	3-3/12-50-00 TUFF BIT	\$166.04 C
400-2963	3-3/12-50-10 TUFF BIT	\$170.45 C

**DRILLING BITS**

400-163	3-3-12MM RHINO ROCK BIT ASSY	\$2,687.72 C
---------	------------------------------	--------------

**BACKREAMERS****BEAVERTAIL BACKREAMER****2.0" Shaft**

400-1439	4.5-2.0 BEAVERTAIL 1.10-5 F	\$850.00 C
----------	-----------------------------	------------

**COMPACT FLUTED HD****2.0" Shaft****Reamer Only**

400-2652	4.5-2.0 FLUTED HD (1.10-5, F/12K FLG)	\$781.40 C
----------	---------------------------------------	------------

**Reamer Assembly with Tab**

400-2883	4.5-2.0 FLUTED(1.10-5F/12K TAB)	\$1,086.70 C
----------	---------------------------------	--------------

**Reamer Assembly with Swivel Tab**

400-2881	4.5-2.0 FLUTED(1.10-5F/12K SW,TB)	\$1,295.51 C
----------	-----------------------------------	--------------

**Reamer Assembly with Swivel Clevis**

400-2882	4.5-2.0 FLUTED(1.10-5F/12K SW,CL)	\$1,392.25 C
----------	-----------------------------------	--------------

**SUGGESTED PRICE LIST  
(F.O.B. PERRY, OKLAHOMA)****Effective August 1, 2017**

PART NO.	DESCRIPTION	MSRP (USD)
<b>BACKREAMER NOZZLES</b>		
159-294	SET SCREW (7/16-NF X 1/2", SS)	\$7.99 C
<b>Angled Jet</b>		
159-295	NOZZLE ANG. ORF .074", 7/16-20	\$9.28 C
159-291	NOZZLE ANG. ORF .104", 7/16-20	\$9.28 C
159-422	NOZZLE ANG. ORF .156", 7/16-20	\$9.40 C
<b>Dual Jet</b>		
159-296	NOZZLE D.J. ORF .074", 7/16-20	\$12.22 C
159-292	NOZZLE D.J. ORF .104", 7/16-20	\$9.28 C
<b>Straight Jet</b>		
159-293	NOZZLE STR. ORF .104", 7/16-20	\$9.28 C
159-297	NOZZLE STR. ORF .074", 7/16-20	\$9.28 C
159-423	NOZZLE STR. ORF.188", 7/16-20	\$8.97 C
<b>BACKREAMER SWIVELS and TABS</b>		
<b>Swivels</b>		
190-2360	12K SWIVEL KIT (12K TAB)	\$357.16 C
190-2359	12K SWIVEL KIT (12K CLEVIS)	\$453.90 C
368-513	12K SWIVEL ASSEMBLY	\$682.89 C
185-935	5000 LB DUB-SWIVEL	\$444.94 D
<b>Pull Tabs</b>		
190-2613	12K TAB KIT	\$148.35 C
<b>CONNECTORS</b>		
369-257	CONNECTOR (1.31-6 F EZ2 X 1.21-6 M)	\$104.67 C
400-1431	CONNECTOR (1.31-6 F EZ2 / 1.10-5 M)	\$108.02 C
400-1432	CONNECTOR (1.10-5 F / 5K TAB)	\$182.22 C
369-309	CONNECTOR (1.31-6F EZ2 X 5K TAB)	\$176.80 C
<b>PULLING ACCESSORIES</b>		
369-709	CLEVIS ASSEMBLY	\$52.82 C
110-289	CLEVIS (5/16)	\$6.99 C
110-509	ANCHOR SHACKLE (1/2")	\$14.90 C
110-969	5/8" ANCHOR SHACKLE (3/4" PIN)	\$21.98 C
<b>Pulling Grip</b>		
185-917	PULLING GRIP (3/4"-1 1/4")	\$56.28 C
185-918	PULLING GRIP (1 1/4"-2")	\$58.04 C
185-919	PULLING GRIP (2"-2 3/4")	\$62.58 C
<b>Heavy Duty Pulling Grip</b>		
185-922	PULLING GRIP (3/4"-1 1/4")PLASTIC COATED	\$76.81 C
185-923	PULLING GRIP (1 1/4"-2")PLASTIC COATED	\$85.87 C
185-924	PULLING GRIP (2"-2 3/4")PLASTIC COATED	\$108.61 C
<b>Pulling Grip With Swivel</b>		
185-901	PULLING GRIP (1/4" TO 1/2") W / SWVL	\$75.60 C
185-902	PULLING GRIP (1/2" TO 3/4") W / SWVL	\$64.89 C
185-903	PULLING GRIP (3/4" TO 1-1/4") W / SWVL	\$60.93 C
185-904	PULLING GRIP (1-1/4" TO 2") W / SWVL	\$86.97 C
185-906	PULLING GRIP (2" TO 2-3/4") W / SWVL	\$119.20 C





CONFIDENTIAL

JT5

**SUGGESTED PRICE LIST  
(F.O.B. PERRY, OKLAHOMA)**

**Effective August 1, 2017**

**PART NO. DESCRIPTION**

**MSRP (USD)**

**SPECIAL PAINT**

Special color charge is per each unit - specify color code. (If first time color order, please provide 2"x3" color chip.)

From the time of confirmation, any special paint order is non-cancelable and non-returnable.

Please allow 30 days from time of order to delivery.

Orders with less than 30 days from order to delivery are subject to applicable surcharge(s).

Prices do not include the application of special or branded paints; i.e.) DuPont, Sherwin-Williams, PPG, metallic or base coat / clear coat.

Charges do not include price of paint.

Call for Pricing A



CONFIDENTIAL

**JT10 (less regulated)**

**Changes since the July 1, 2017 price list:**

**Effective August 1, 2017**

- **Added:**

**355-1301 DW FORGED HD 1.63 X 2.00 1.30-5 6'**



CONFIDENTIAL

## JT10 (less regulated)

SUGGESTED PRICE LIST  
(F.O.B. PERRY, OKLAHOMA)

Effective August 1, 2017

PART NO.	DESCRIPTION	MSRP (USD)
----------	-------------	------------

**STANDARD UNIT**

The **Ditch Witch® JT10 Jet Trac®** drilling system is a self-contained, surface launched, fluid assisted, mechanical drilling system. The basic unit includes the following:

- Deutz D2011L4i integrated oil cooled diesel engine (48.8 net hp) EPA Tier 4i, EU Stage IIIA compliant
- Electrical Strike System
- Integral pipe rack which holds 54 or 58 drill pipe
- Rack and Pinion drill frame and carriage
- 2 post cylinder assist stake system (anchors included)
- Rubber tracks
- 13 gpm 4 cylinder fluid pump with 40 gal. tank
- Ship Kit - Includes the following:
  - Drill pipe wiper seal
  - Copper thread compound with brush
  - Tip cleaner set
  - Complete quick wrench set

If you select a standard machine configuration, you must also order the “shipped with” items listed below.

**BASIC UNIT**

<b>350-5340</b>	JT10 BASIC with rubber tracks	\$44,409.75	T
	Shipped with: 350-4032 T4i (EU/ LESS REG.) SUB	\$30,416.87	T
	350-1924 13 GAL PUMP ASM	\$6,563.18	T
	350-1690 WATER TANK	\$630.00	T
	270-5824 JT9/JT10 PROD DECAL KIT ROW	\$78.86	C
	190-1176 SHIP KIT	\$1,643.19	C
		\$83,741.85	

**DECAL KITS – JT10 (Select one)**

270-5824	JT9/JT10 PROD DECAL KIT ROW	\$78.86	C
270-7359	JT10 PROD ISO DECAL KIT	\$97.70	C

**NOTE: ISO decals will be shipped with all translation decals and any basic unit shipped outside the United States.**

**MUD PUMPS**

350-1924	13 GAL PUMP ASM	\$6,563.18	T
----------	-----------------	------------	---

**ANCHOR SYSTEM ACCESSORIES (Select one style)**

327-460	AUGER 4"	2 required	\$144.32	\$288.64	C
327-457	ROCK ANCHOR with replaceable bits	2 required	\$305.69		C
	Shipped with: 131-259 INSERT BIT - CARBIDE TIPPED	6 required	\$7.47		D
				\$656.20	



CONFIDENTIAL

JT10 (less regulated)

**SUGGESTED PRICE LIST  
(F.O.B. PERRY, OKLAHOMA)**

Effective August 1, 2017

PART NO.	DESCRIPTION	MSRP (USD)
<b>ORANGE INTEL™ OPTIONS (Select one)</b>		
350-5371	GPS ONLY FOR GPS-READY <b>Note: Equipment Registration Activates GPS and Telematics Boxes</b>	\$530.00 D
<b>ORANGE INTEL™ SERVICE PLAN OPTIONS (Optional)</b>		
240-1118	1 Year Data Service Plan GPS ONLY <b>Note: Sold in One Year Increments</b>	\$299.40 A
<b>ACCESSORIES</b>		
190-1731	ADJUSTABLE UMBRELLA KIT	\$359.32 C
149-578	SPLIT ROD WIPER 1.25" ID	\$82.09 C
350-1861	WASH WAND ACCESSORY KIT	\$311.24 C
100-794	GROUNDING KIT (Required if not using anchor system)	\$942.05 C
300-3986	STABILIZER PAD 2 required	\$133.87 \$267.74 C
190-2174	JT9/JT10 T4i UPTIME KIT	\$1,425.00 B
<b>ENVIRONMENTAL HYDRAULIC OIL</b>		
256-030	ENVIROMENTAL HYD OIL (MOBILE) 23 required	\$49.53 \$1,139.19 A
274-672	ENVIRO HYDRAULIC RESERVOIR	\$7.43 C
<b>TRACKING ELECTRONICS / DrillLok™</b> <b>See Ditch Witch® Electronics Price List</b>		
<b>DOWNHOLE TOOLS</b>		
<b>DRILL PIPE</b>		
355-1150	POWER PIPE HD FM 1.58 X 2.00 1.30-5 6' Shipped with: 300-7767 SAVER SUB (COARSE THREAD)	each \$245.00 D \$249.83 C
355-1301	DW FORGED HD 1.63 X 2.00 1.30-5 6' Shipped with: 300-7767 SAVER SUB (COARSE THREAD)	each \$235.00 D \$249.83 C
355-1149	POWER PIPE HD UL 1.58 X 2.00 1.30-5 6' Shipped with: 300-7767 SAVER SUB (COARSE THREAD)	each \$229.00 D \$249.83 C
355-1121	HIWS1 PIPE 1.66 X 1.88 #200 6' Shipped with: 400-2240 SAVER SUB (#200)	each \$235.00 D \$269.00 C
<b>QUICK CONNECT SYSTEMS</b>		
<b>EZ CONNECT</b>		
400-1384	EZ-CONNECT 2 (1.30-5 M / 1.63-6 M EZ2) Shipped with: 368-692 1.63" QUICK WRENCH JAW	\$429.00 C \$107.65 C \$536.65 C
400-2288	EZ-CONNECT ASS'Y (200M / 1.63-6M EZ2)	\$456.50 C

**SUGGESTED PRICE LIST  
(F.O.B. PERRY, OKLAHOMA)**

Effective August 1, 2017

PART NO.	DESCRIPTION	MSRP (USD)
----------	-------------	------------

**QUICK CONNECT SYSTEMS (Continued)**

**HAWKEYE™**

918-0736	HAWKEYE 275 F x 1.30-5 M ASSEMBLY	\$280.10 C
918-0756	STARTER ROD HAWKEYE 275 (B) X #200 (P)	\$496.25 C
918-0760	HAWKEYE 275 F x 1.30-5 M ASSM (L)	\$521.63 C
<b>All shipped with:</b>		
918-0715	COLLAR HAWKEYE 275	\$72.94 C

**TRANSITION SUB**

400-2216	TRANSITION SUB 1.30-5 M / 2.0 M API-IF	\$329.00 C
400-2284	TRANSITION SUB (200M X 2.0M API-IF)	\$335.71 C

**BEACON HOUSINGS**

908-0880	2.5" PWRHOUSE HD/5H-12MM/DW/2.0" I.F.	\$915.00 C
906-0854	HOUSING ASSY, 2.75" TRIHAWK	\$1,975.64 C

**DRILL BITS**

	3	5/12	63	10
Bit Width	Hole Qty.	Bolt Size	Thickness	Bend Angle
3" (76 mm)	5	12	.50" (13mm)	00
3.5" (89 mm)			.63" (16mm)	10
4" (102 mm)			.75" (19mm)	
5" (127 mm)				

**5 HOLE BITS**

**Durabit**

368-898	3-5-50-00 DURABIT	\$227.09 C
368-899	3-5-63-00 DURABIT	\$227.09 C
368-900	3-5/12-50-10 DURABIT	\$227.09 C
368-901	3-5-63-10 DURABIT	\$227.09 C
368-902	4-5-50-10 DURABIT	\$237.81 C
368-903	4-5-63-10 DURABIT	\$237.81 C
368-904	4-5-75-10 DURABIT	\$243.16 C
369-082	5-5/12-63-10 DURABIT	\$304.22 C

**Hard Surface Bit**

369-068	3-5-63-10 HARD SURFACED BIT	\$70.04 C
369-069	4-5-63-10 HARD SURFACED BIT	\$93.83 C
369-070	5-5/12-63-10 HARD SURFACED BIT	\$99.63 C

**Sand Bit**

368-896	3-5-50-00 SAND BIT	\$74.00 C
368-897	3-5-50-10 SAND BIT	\$101.97 C
369-076	4-5-63-00 SAND BIT	\$100.00 C
369-078	4-5/12-63-10 SAND BIT	\$100.00 C
369-080	5-5/12-63-10 SAND BIT	\$110.00 C



CONFIDENTIAL

JT10 (less regulated)

**SUGGESTED PRICE LIST  
(F.O.B. PERRY, OKLAHOMA)**

Effective August 1, 2017

PART NO.	DESCRIPTION	MSRP (USD)
<b>5 HOLE BITS (Continued)</b>		
<b>Steep Taper Bit</b>		
369-072	3-5/12-63-10 STEEP TAPER BIT	\$118.00 C
368-895	4-5/12-63-10 STEEP TAPER BIT	\$110.33 C
369-074	5-5/12-63-10 STEEP TAPER BIT	\$138.00 C
<b>Tornado Bit</b>		
400-1929	3-5/12-63-10 TORNADO BIT	\$215.00 C
400-1925	3.5-5/12-63-10 TORNADO BIT	\$220.00 C
400-1927	4-5/12-63-10 TORNADO BIT	\$232.52 C
400-1931	4-5/12-75-10 TORNADO BIT	\$242.05 C
400-1585	5-5/12-75-10 TORNADO BIT	\$272.95 C
<b>Tuff Bit</b>		
369-729	3-5/12-63-10 TUFF BIT	\$193.89 C
401-334	3.5-5/12-63-10 TUFF BIT	\$199.00 C
369-731	4-5/12-63-10 TUFF BIT	\$239.00 C
369-733	5-5/12-63-10 TUFF BIT	\$279.00 C
400-120	4-5/12-75-10 ST TUFF BIT	\$379.00 C
<b>TriHawk</b>		
906-1792	Trihawk I / 3.75 / 3.0 HSG / 10K Drills	\$1,895.81 C
906-1719	Trihawk III / 4.38 / 3.0 HSG / 20K Drills	\$2,279.14 C
906-1730	Trihawk IV / 4.38 / 3.0 HSG / 20K Drills	\$2,016.01 C
906-1771	Trihawk V / 3.88 / 3.0 HSG / 20K Drills	\$1,456.61 C
906-1796	3.0" Trihawk Drt Bit Adapter/ DW5 / M12	\$517.52 C
<b>DRILLING BITS</b>		
400-3031	RHINO ROCK BIT ASS'Y (3.5-5-12MM)	\$2,735.72 C
<b>BACKREAMERS</b>		
<b>BEAVERTAIL HD 2.0</b>		
<b>2.75" Shaft</b>		
400-2602	6-2.75 BVT RMR (2.0 API-IF, F/20K TAB)	\$1,028.00 C
400-2603	8-2.75 BVT RMR (2.0 API-IF, F/20K TAB)	\$1,136.00 C
400-2604	10-2.75 BVT RMR (2.0 API-IF, F/20K TAB)	\$1,250.00 C
400-2605	12-2.75 BVT RMR (2.0 API-IF, F/20K TAB)	\$1,375.00 C
400-2606	14-2.75 BVT RMR (2.0 API-IF, F/20K TAB)	\$1,589.00 C
400-2607	16-2.75 BVT RMR (2.0 API-IF, F/20K TAB)	\$1,700.00 C
400-2608	18-2.75 BVT RMR (2.0 API-IF, F/20K TAB)	\$2,165.00 C
400-2609	20-2.75 BVT RMR (2.0 API-IF, F/20K TAB)	\$2,596.00 C
<b>SANDHOG HD 2.0</b>		
<b>2.75" Shaft</b>		
400-2964	6-4 SANDHOG (2.0 IF / 20K TAB)	\$1,770.53 C
400-2965	8-6 SANDHOG (2.0 IF / 20K TAB)	\$1,699.34 C
400-2966	10-8 SANDHOG (2.0 IF / 20K TAB)	\$2,318.67 C
400-2967	12-10 SANDHOG (2.0 IF / 20K TAB)	\$2,590.91 C

Supersedes All Previous Price Lists---Prices Subject to Change Without Notice

The Charles Machine Works, Inc.; PO Box 66; Perry, OK 73077

(JT10 (less regulated) - 265)



CONFIDENTIAL

JT10 (less regulated)

**SUGGESTED PRICE LIST  
(F.O.B. PERRY, OKLAHOMA)**

Effective August 1, 2017

PART NO.	DESCRIPTION	MSRP (USD)
<b>WARTHOG™ HD 2.0</b>		
<b>2.75" Shaft</b>		
400-2537	8-2.75 WARTHOG HD (2.0 API-IF,F/20K TAB)	\$1,198.00 C
400-2538	10-2.75 WARTHOG HD (2.0 API-IF,F/20K TAB)	\$1,427.55 C
400-2539	12-2.75 WARTHOG HD (2.0 API-IF,F/20K TAB)	\$1,542.00 C
400-2540	14-2.75 WARTHOG HD (2.0 API-IF,F/20K TAB)	\$1,799.00 C
400-2541	16-2.75 WARTHOG HD (2.0 API-IF,F/20K TAB)	\$2,025.00 C
400-2542	18-2.75 WARTHOG HD (2.0 API-IF,F/20K TAB)	\$2,550.00 C
<b>COMPACT FLUTED HD 2.0</b>		
<b>2.75" Shaft</b>		
<b>Reamer Only</b>		
400-2543	4.5-2.75 FLUTED HD (2.0 API-IF,F/12K FLG)	\$846.00 C
400-2544	6.5-2.75 FLUTED HD (2.0 API-IF,F/12K FLG)	\$1,048.00 C
400-2545	8-2.75 FLUTED HD (2.0 API-IF,F/20K FLG)	\$1,343.00 C
400-2546	10-2.75 FLUTED HD (2.0 API-IF,F/20K FLG)	\$1,816.00 C
400-2547	12-2.75 FLUTED HD (2.0 API-IF,F/20K FLG)	\$2,043.00 C
<b>Reamer Assembly with Tab</b>		
400-2886	4.5-2.75 FLUTED(2.0API-IF F/12K TAB)	\$1,159.11 C
400-2889	6.5-2.75 FLUTED(2.0API-IF F/12K TAB)	\$1,361.11 C
400-2892	8-2.75 FLUTED(2.0API-IF F/20K TAB)	\$1,679.15 C
400-2895	10-2.75 FLUTED(2.0API-IF F/20K TAB)	\$2,152.15 C
400-2898	12-2.75 FLUTED(2.0API-IF F/20K TAB)	\$2,379.15 C
<b>Reamer Assembly with Swivel Tab</b>		
400-2884	4.5-2.75 FLUTED(2.0API-IF F/12K SW,TB)	\$1,367.92 C
400-2887	6.5-2.75 FLUTED(2.0API-IF F/12K SW,TB)	\$1,569.92 C
400-2890	8-2.75 FLUTED(2.0API-IF F/20K SW,TB)	\$2,256.79 C
400-2893	10-2.75 FLUTED(2.0API-IF F/20K SW,TB)	\$2,437.81 C
400-2896	12-2.75 FLUTED(2.0API-IF F/20K SW,TB)	\$2,664.81 C
<b>Reamer Assembly with Swivel Clevis</b>		
400-2885	4.5-2.75 FLUTED(2.0API-IF F/12K SW,CL)	\$1,464.66 C
400-2888	6.5-2.75 FLUTED(2.0API-IF F/12K SW,CL)	\$1,666.66 C
400-2891	8-2.75 FLUTED(2.0API-IF F/20K SW,CL)	\$2,103.85 C
400-2894	10-2.75 FLUTED(2.0API-IF F/20K SW,CL)	\$2,576.85 C
400-2897	12-2.75 FLUTED(2.0API-IF F/20K SW,CL)	\$2,803.85 C
<b>KODIAK™ HD 2.0</b>		
<b>2.75" Shaft</b>		
<b>Reamer Only</b>		
<b>NOTE: Select appropriate swivel kit option below.</b>		
400-2599	8-2.75 KODIAK (2.0 API-IF, F/12K SWVL)	(uses 12K swivel) \$1,574.00 C
400-2600	10-2.75 KODIAK (2.0 API-IF, F/20K SWVL)	(uses 20K swivel) \$1,999.00 C
400-2601	12-2.75 KODIAK (2.0 API-IF, F/20K SWVL)	(uses 20K swivel) \$2,415.00 C
<b>Reamer Assembly with Tab</b>		
400-2802	8-2.75 KODIAK(2.0API-IF F/12K TAB)	\$1,887.11 C
400-2805	10-2.75 KODIAK(2.0API-IF F/20K TAB)	\$2,335.15 C
400-2808	12-2.75 KODIAK(2.0API-IF F/20K TAB)	\$2,751.15 C



CONFIDENTIAL

JT10 (less regulated)

**SUGGESTED PRICE LIST  
(F.O.B. PERRY, OKLAHOMA)**

Effective August 1, 2017

PART NO.	DESCRIPTION	MSRP (USD)
<b>KODIAK™ HD 2.0 (Continued)</b>		
<b>2.75" Shaft</b>		
<b>Reamer Assembly with Swivel Tab</b>		
400-2800	8-2.75 KODIAK(2.0API-IF F/12K SW,TB)	\$2,095.92 C
400-2803	10-2.75 KODIAK(2.0API-IF F/20K SW,TB)	\$2,620.81 C
400-2806	12-2.75 KODIAK(2.0API-IF F/20K SW,TAB)	\$3,036.81 C
<b>Reamer Assembly with Swivel Clevis</b>		
400-2801	8-2.75 KODIAK(2.0API-IF F/12K SW,CL)	\$2,192.66 C
400-2804	10-2.75 KODIAK(2.0API-IF F/20K SW,CL)	\$2,759.85 C
400-2807	12-2.75 KODIAK(2.0API-IF F/20K SW,CL)	\$3,175.85 C
<b>EZ BACKREAMERS</b>		
<b>2.00" Shaft</b>		
400-2732	6" 1.63-6 KODIAK EZ REAMER ASSEMBLY	\$876.43 C
<b>BACKREAMER SWIVELS and TABS</b>		
<b>Swivels</b>		
190-2360	12K SWIVEL KIT (12K TAB)	\$357.16 C
190-2359	12K SWIVEL KIT (12K CLEVIS)	\$453.90 C
190-2362	20K SWIVEL KIT (20K TAB)	\$457.05 C
190-2361	20K SWIVEL KIT (20K CLEVIS)	\$596.09 C
368-513	12K SWIVEL ASSEMBLY	\$682.89 C
369-712	20K SWIVEL ASSEMBLY	\$912.34 C
400-111	"NS" 12K SWIVEL 1.94-4 M/TAB	\$663.54 C
369-195	12K SWIVEL 1.94-4 F/TAB	\$716.27 C
368-634	20,000# SWIVEL ASSEMBLY	\$912.34 C
400-236	20K SWIVEL 1.94-4 F/TAB	\$912.34 C
401-283	20K SWIVEL DOUBLE CLEVIS	\$1,048.00 C
300-1164	30K SWIVEL DOUBLE CLEVIS	\$1,524.21 C
300-1157	30K SWIVEL CLEVIS/TAB	\$1,537.33 C
<b>Pull Tabs</b>		
369-865	PULL TAB 1.94-4 M /20K M TAB	\$199.76 C
368-352	PULL TAB SS 1.41-6M/12KM TAB	\$176.59 C
190-2613	12K TAB KIT	\$148.35 C
190-2614	20K TAB KIT	\$171.39 C
<b>CONNECTORS and ADAPTERS</b>		
400-2220	ADAPTER 1.41-6 M / 2.0 M API-IF	\$149.00 C
400-2221	ADAPTER (2.0F API-IF / 1.41-6F)	\$159.00 C
918-0749	ADAPTER ASMBLY HKEYE 275 M x 1.41-6 F	\$259.69 C
918-0747	ADAPTER ASMBLY HKEYE 275 M / 1.94-4 M	\$262.07 C
918-0751	ADAPTER ASMBLY HKEYE 275 M / 2" IF M	\$251.37 C
400-064	CONNECTOR 1.63-6F EZ2/1.41-6F	\$208.69 C
400-068	CONNECTOR 1.63-6F EZ2/1.94-4M	\$219.62 C
400-2218	CONNECTOR 1.63-6 F EZ2 / 2.0 M API-IF	\$220.00 C
368-263	CONNECTOR 1.94-4-M/1.41-6-M	\$185.75 C
400-2223	CONNECTOR (1.94-4F / 2.0M API-IF)	\$169.00 C
400-2222	CONNECTOR (2.0F API-IF / 1.94-4M)	\$169.00 C

Supersedes All Previous Price Lists---Prices Subject to Change Without Notice

The Charles Machine Works, Inc.; PO Box 66; Perry, OK 73077

(JT10 (less regulated) - 267)





CONFIDENTIAL

JT10 (less regulated)

**SUGGESTED PRICE LIST  
(F.O.B. PERRY, OKLAHOMA)**

Effective August 1, 2017

PART NO.	DESCRIPTION	MSRP (USD)
<b>QUICK WRENCH JAWS</b>		
368-693	1.24" QUICK WRENCH JAW	\$101.29 C
368-692	1.63" QUICK WRENCH JAW	\$107.65 C
368-687	2.35" QUICK WRENCH JAW	\$138.26 C
<b>PULLING ACCESSORIES</b>		
368-290	"PIPE PULLER (.625" TO 1.250")"	\$238.60 C
110-509	ANCHOR SHACKLE (1/2")	\$14.90 C
110-969	5/8" ANCHOR SHACKLE (3/4" PIN)	\$21.98 C
110-040	3/4" ANCHOR SHACKLE (7/8" PIN)	\$28.56 C
110-987	7/8" ANCHOR SHACKLE (1" PIN)	\$37.15 C
<b>Pulling Grip</b>		
185-917	PULLING GRIP (3/4"-1 1/4")	\$56.28 C
185-918	PULLING GRIP (1 1/4"-2")	\$58.04 C
185-919	PULLING GRIP (2"-2 3/4")	\$62.58 C
185-920	PULLING GRIP (2 3/4"-3 1/2")	\$67.66 C
185-921	PULLING GRIP (3 1/2"-4 1/4")	\$74.49 C
<b>Heavy Duty Pulling Grip</b>		
185-922	PULLING GRIP (3/4"-1 1/4")PLASTIC COATED	\$76.81 C
185-923	PULLING GRIP (1 1/4"-2")PLASTIC COATED	\$85.87 C
185-924	PULLING GRIP (2"-2 3/4")PLASTIC COATED	\$108.61 C
185-925	PULLING GRIP (2 3/4"-3 1/2")PLASTIC COAT	\$131.34 C
185-926	PULLING GRIP (3 1/2"-4 1/4")PLASTIC COAT	\$157.82 C
<b>Pulling Grip With Swivel</b>		
185-902	PULLING GRIP (1/2" TO 3/4") W / SWVL	\$64.89 C
185-903	PULLING GRIP (3/4" TO 1-1/4") W / SWVL	\$60.93 C
185-904	PULLING GRIP (1-1/4" TO 2") W / SWVL	\$86.97 C
185-906	PULLING GRIP (2" TO 2-3/4") W / SWVL	\$119.20 C
185-907	PULLING GRIP (2-3/4" TO 3-1/2") W / SWVL	\$135.75 C
185-913	PULLING GRIP (3-1/2" TO 4-1/4") W / SWVL	\$149.00 C
185-914	PULLING GRIP (4-1/4" TO 4-3/4") W / SWVL	\$166.66 C

**SPECIAL PAINT**

Special color charge is per each unit - specify color code. (If first time color order, please provide 2"x3" color chip.)

From the time of confirmation, any special paint order is non-cancelable and non-returnable.

Please allow 30 days from time of order to delivery.

Orders with less than 30 days from order to delivery are subject to applicable surcharge(s).

Prices do not include the application of special or branded paints; i.e.) DuPont, Sherwin-Williams, PPG, metallic or base coat / clear coat.

Charges do not include price of paint.

Call for Pricing A



CONFIDENTIAL

JT10 (highly regulated)

Changes since the July 1, 2017 price list:

Effective August 1, 2017

- Added:

355-1301 DW FORGED HD 1.63 X 2.00 1.30-5 6'



CONFIDENTIAL

JT10 (highly regulated)

**SUGGESTED PRICE LIST  
(F.O.B. PERRY, OKLAHOMA)**

Effective August 1, 2017

PART NO.	DESCRIPTION	MSRP (USD)
----------	-------------	------------

**STANDARD UNIT**

The **Ditch Witch® JT10 Jet Trac®** drilling system is a self-contained, surface launched, fluid assisted, mechanical drilling system. The basic unit includes the following:

- Deutz TD2.9, turbocharged, liquid cooled diesel engine (66 gross hp) EPA Tier 4, EU Stage IIIB compliant
  - Electrical Strike System
  - Integral pipe rack which holds 54 or 58 drill pipe
  - Rack and Pinion drill frame and carriage
  - 2 post cylinder assist stake system (anchors included)
  - Rubber tracks
  - 16 gpm 4 cylinder fluid pump with 40 gal. tank
- OR**
- 20 gpm 4 cylinder fluid pump with anti-freeze tank
  - Ship Kit - Includes the following:
    - Drill pipe wiper seal
    - Copper thread compound with brush
    - Tip cleaner set
    - Complete quick wrench set

If you select a standard machine configuration, you must also order the “shipped with” items listed below.

**JT10 STANDARD #1**

**JT10-1** Base Unit: Hi Reg, Lined or Unlined Pipe, with rubber tracks - Includes:

350-5340 JT10 BASIC  
350-5339 JT10 T4 FINAL (US ONLY) SUB  
270-7358 JT10 PROD DECAL KIT  
350-4602 16 GAL PUMP ASM  
350-1690 WATER TANK  
300-7767 SAVER SUB (COARSE THREAD)

**Total \$86,672.25 T****JT10 STANDARD #2**

**JT10-2** Base Unit: Hi Reg, Lined or Unlined Pipe, with rubber tracks - Includes:

350-5340 JT10 BASIC  
350-5339 JT10 T4 FINAL (US ONLY) SUB  
270-7358 JT10 PROD DECAL KIT  
350-5345 JT10 - 20 GAL MUD PUMP  
300-7767 SAVER SUB (COARSE THREAD)

**Total \$92,563.83 T****BASIC UNIT**

<b>350-5340</b>	JT10 BASIC with rubber tracks	\$44,409.75	T
	Shipped with: 350-5339 JT10 T4 FINAL (US ONLY) SUB	\$34,736.10	T
	350-4602 16 GAL PUMP ASM	\$6,563.18	T
	270-7358 JT10 PROD DECAL KIT	\$43.15	C
	190-1176 SHIP KIT	\$1,643.19	C
		\$87,395.37	

Supersedes All Previous Price Lists---Prices Subject to Change Without Notice

The Charles Machine Works, Inc.; PO Box 66; Perry, OK 73077

(JT10 (highly regulated) - 270)



CONFIDENTIAL

JT10 (highly regulated)

**SUGGESTED PRICE LIST  
(F.O.B. PERRY, OKLAHOMA)**

Effective August 1, 2017

PART NO.	DESCRIPTION	MSRP (USD)
<b>DECAL KITS – JT10 (Select one)</b>		
270-7358	JT10 PROD DECAL KIT	\$43.15 C
270-7359	JT10 PROD ISO DECAL KIT	\$97.70 C
<b>NOTE: ISO decals will be shipped with all translation decals and any basic unit shipped outside the United States.</b>		
<b>MUD PUMPS (Select one)</b>		
350-4602	16 GAL PUMP ASM	\$6,563.18 T
	Shipped with: 350-1690 WATER TANK	\$630.00 T
		\$7,193.18
350-5345	JT10 - 20 GAL MUD PUMP	\$13,125.00 T
<b>ANCHOR SYSTEM ACCESSORIES (Select one style)</b>		
327-460	AUGER 4"	2 required \$144.32 \$288.64 C
327-457	ROCK ANCHOR with replaceable bits	2 required \$305.69 C
	Shipped with: 131-259 INSERT BIT - CARBIDE TIPPED	6 required \$7.47 D
		\$656.20
<b>ORANGE INTEL™ OPTIONS (Select one)</b>		
350-5370	GPS ONLY FOR TELEMATICS READY	\$530.00 D
350-5372	TELEMATICS	\$1,199.05 D
<b>Note: Equipment Registration Activates GPS and Telematics Boxes</b>		
<b>ORANGE INTEL™ SERVICE PLAN OPTIONS (Optional)</b>		
240-1118	1 Year Data Service Plan GPS ONLY	\$299.40 A
240-1117	1 Year Data Service Plan Telematics	\$359.40 A
<b>Note: Sold in One Year Increments</b>		
<b>ACCESSORIES</b>		
190-1731	ADJUSTABLE UMBRELLA KIT	\$359.32 C
149-578	SPLIT ROD WIPER 1.25" ID	\$82.09 C
350-1861	WASH WAND ACCESSORY KIT	\$311.24 C
100-794	GROUNDING KIT	(Required if not using anchor system) \$942.05 C
300-3986	STABILIZER PAD	2 required \$133.87 \$267.74 C
190-2172	JT9/JT10 T4F UPTIME KIT	\$1,890.00 B
<b>ENVIRONMENTAL HYDRAULIC OIL</b>		
256-030	ENVIROMENTAL HYD OIL (MOBILE)	23 required \$49.53 \$1,139.19 A
274-672	ENVIRO HYDRAULIC RESERVOIR	\$7.43 C
<b>TRACKING ELECTRONICS / DrillLok™</b>		
<b>See Ditch Witch® Electronics Price List</b>		



CONFIDENTIAL

JT10 (highly regulated)

**SUGGESTED PRICE LIST  
(F.O.B. PERRY, OKLAHOMA)**

Effective August 1, 2017

PART NO.	DESCRIPTION	MSRP (USD)	
<b>DOWNHOLE TOOLS</b>			
<b>DRILL PIPE</b>			
355-1150	POWER PIPE HD FM 1.58 X 2.00 1.30-5 6'	each	\$245.00 D
	Shipped with: 300-7767 SAVER SUB (COARSE THREAD)		\$249.83 C
355-1301	DW FORGED HD 1.63 X 2.00 1.30-5 6'	each	\$235.00 D
	Shipped with: 300-7767 SAVER SUB (COARSE THREAD)		\$249.83 C
355-1149	POWER PIPE HD UL 1.58 X 2.00 1.30-5 6'	each	\$229.00 D
	Shipped with: 300-7767 SAVER SUB (COARSE THREAD)		\$249.83 C
355-1121	HIWS1 PIPE 1.66 X 1.88 #200 6'	each	\$235.00 D
	Shipped with: 400-2240 SAVER SUB (#200)		\$269.00 C
<b>QUICK CONNECT SYSTEMS</b>			
<b>EZ CONNECT</b>			
400-1384	EZ-CONNECT 2 (1.30-5 M / 1.63-6 M EZ2)	\$429.00	C
	Shipped with: 368-692 1.63" QUICK WRENCH JAW	\$107.65	C
		\$536.65	C
400-2288	EZ-CONNECT ASS'Y (200M / 1.63-6M EZ2)	\$456.50	C
<b>HAWKEYE™</b>			
918-0736	HAWKEYE 275 F x 1.30-5 M ASSEMBLY	\$280.10	C
918-0756	STARTER ROD HAWKEYE 275 (B) X #200 (P)	\$496.25	C
918-0760	HAWKEYE 275 F x 1.30-5 M ASSM (L)	\$521.63	C
<b>All shipped with:</b>			
	918-0715 COLLAR HAWKEYE 275	\$72.94	C
<b>TRANSITION SUB</b>			
400-2216	TRANSITION SUB 1.30-5 M / 2.0 M API-IF	\$329.00	C
400-2284	TRANSITION SUB (200M X 2.0M API-IF)	\$335.71	C
<b>BEACON HOUSINGS</b>			
908-0880	2.5" PWRHOUSE HD/5H-12MM/DW/2.0" I.F.	\$915.00	C
906-0854	HOUSING ASSY, 2.75" TRIHAWK	\$1,975.64	C

**SUGGESTED PRICE LIST**  
**(F.O.B. PERRY, OKLAHOMA)**

**Effective August 1, 2017**

PART NO.	DESCRIPTION	MSRP (USD)
----------	-------------	------------

**DRILL BITS**

	3	5/12	63	10	
Bit Width	Hole Qty.	Bolt Size	Thickness	Bend Angle	
3" (76 mm)	5	12	.50" (13mm)	00	
3.5" (89 mm)			.63" (16mm)	10	
4" (102 mm)			.75" (19mm)		
5" (127 mm)					

**5 HOLE BITS**

**Durabit**

368-898	3-5-50-00 DURABIT	\$227.09	C
368-899	3-5-63-00 DURABIT	\$227.09	C
368-900	3-5/12-50-10 DURABIT	\$227.09	C
368-901	3-5-63-10 DURABIT	\$227.09	C
368-902	4-5-50-10 DURABIT	\$237.81	C
368-903	4-5-63-10 DURABIT	\$237.81	C
368-904	4-5-75-10 DURABIT	\$243.16	C
369-082	5-5/12-63-10 DURABIT	\$304.22	C

**Hard Surface Bit**

369-068	3-5-63-10 HARD SURFACED BIT	\$70.04	C
369-069	4-5-63-10 HARD SURFACED BIT	\$93.83	C
369-070	5-5/12-63-10 HARD SURFACED BIT	\$99.63	C

**Sand Bit**

368-896	3-5-50-00 SAND BIT	\$74.00	C
368-897	3-5-50-10 SAND BIT	\$101.97	C
369-076	4-5-63-00 SAND BIT	\$100.00	C
369-078	4-5/12-63-10 SAND BIT	\$100.00	C
369-080	5-5/12-63-10 SAND BIT	\$110.00	C

**Steep Taper Bit**

369-072	3-5/12-63-10 STEEP TAPER BIT	\$118.00	C
368-895	4-5/12-63-10 STEEP TAPER BIT	\$110.33	C
369-074	5-5/12-63-10 STEEP TAPER BIT	\$138.00	C

**Tornado Bit**

400-1929	3-5/12-63-10 TORNADO BIT	\$215.00	C
400-1925	3.5-5/12-63-10 TORNADO BIT	\$220.00	C
400-1927	4-5/12-63-10 TORNADO BIT	\$232.52	C
400-1931	4-5/12-75-10 TORNADO BIT	\$242.05	C
400-1585	5-5/12-75-10 TORNADO BIT	\$272.95	C

**Tuff Bit**

369-729	3-5/12-63-10 TUFF BIT	\$193.89	C
401-334	3.5-5/12-63-10 TUFF BIT	\$199.00	C
369-731	4-5/12-63-10 TUFF BIT	\$239.00	C
369-733	5-5/12-63-10 TUFF BIT	\$279.00	C
400-120	4-5/12-75-10 ST TUFF BIT	\$379.00	C



CONFIDENTIAL

JT10 (highly regulated)

**SUGGESTED PRICE LIST  
(F.O.B. PERRY, OKLAHOMA)**

Effective August 1, 2017

PART NO.	DESCRIPTION	MSRP (USD)
<b>5 HOLE BITS (Continued)</b>		
<b>TriHawk</b>		
906-1792	Trihawk I / 3.75 / 3.0 HSG / 10K Drills	\$1,895.81 C
906-1719	TriHawk III / 4.38 / 3.0 HSG / 20K Drills	\$2,279.14 C
906-1730	TriHawk IV / 4.38 / 3.0 HSG / 20K Drills	\$2,016.01 C
906-1771	TriHawk V / 3.88 / 3.0 HSG / 20K Drills	\$1,456.61 C
906-1796	3.0" TriHawk Drt Bit Adapter/ DW5 / M12	\$517.52 C
<b>DRILLING BITS</b>		
400-3031	RHINO ROCK BIT ASS'Y (3.5-5-12MM)	\$2,735.72 C
<b>BACKREAMERS</b>		
<b>BEAVERTAIL HD 2.0</b>		
<b>2.75" Shaft</b>		
400-2602	6-2.75 BVT RMR (2.0 API-IF, F/20K TAB)	\$1,028.00 C
400-2603	8-2.75 BVT RMR (2.0 API-IF, F/20K TAB)	\$1,136.00 C
400-2604	10-2.75 BVT RMR (2.0 API-IF, F/20K TAB)	\$1,250.00 C
400-2605	12-2.75 BVT RMR (2.0 API-IF, F/20K TAB)	\$1,375.00 C
400-2606	14-2.75 BVT RMR (2.0 API-IF, F/20K TAB)	\$1,589.00 C
400-2607	16-2.75 BVT RMR (2.0 API-IF, F/20K TAB)	\$1,700.00 C
400-2608	18-2.75 BVT RMR (2.0 API-IF, F/20K TAB)	\$2,165.00 C
400-2609	20-2.75 BVT RMR (2.0 API-IF, F/20K TAB)	\$2,596.00 C
<b>SANDHOG HD 2.0</b>		
<b>2.75" Shaft</b>		
400-2964	6-4 SANDHOG (2.0 IF / 20K TAB)	\$1,770.53 C
400-2965	8-6 SANDHOG (2.0 IF / 20K TAB)	\$1,699.34 C
400-2966	10-8 SANDHOG (2.0 IF / 20K TAB)	\$2,318.67 C
400-2967	12-10 SANDHOG (2.0 IF / 20K TAB)	\$2,590.91 C
<b>WARTHOG™ HD 2.0</b>		
<b>2.75" Shaft</b>		
400-2537	8-2.75 WARTHOG HD (2.0 API-IF,F/20K TAB)	\$1,198.00 C
400-2538	10-2.75 WARTHOG HD (2.0 API-IF,F/20K TAB)	\$1,427.55 C
400-2539	12-2.75 WARTHOG HD (2.0 API-IF,F/20K TAB)	\$1,542.00 C
400-2540	14-2.75 WARTHOG HD (2.0 API-IF,F/20K TAB)	\$1,799.00 C
400-2541	16-2.75 WARTHOG HD (2.0 API-IF,F/20K TAB)	\$2,025.00 C
400-2542	18-2.75 WARTHOG HD (2.0 API-IF,F/20K TAB)	\$2,550.00 C
<b>COMPACT FLUTED HD 2.0</b>		
<b>2.75" Shaft</b>		
<b>Reamer Only</b>		
400-2543	4.5-2.75 FLUTED HD (2.0 API-IF,F/12K FLG)	\$846.00 C
400-2544	6.5-2.75 FLUTED HD (2.0 API-IF,F/12K FLG)	\$1,048.00 C
400-2545	8-2.75 FLUTED HD (2.0 API-IF,F/20K FLG)	\$1,343.00 C
400-2546	10-2.75 FLUTED HD (2.0 API-IF,F/20K FLG)	\$1,816.00 C
400-2547	12-2.75 FLUTED HD (2.0 API-IF,F/20K FLG)	\$2,043.00 C

Supersedes All Previous Price Lists---Prices Subject to Change Without Notice

The Charles Machine Works, Inc.; PO Box 66; Perry, OK 73077

(JT10 (highly regulated) - 274)



CONFIDENTIAL

JT10 (highly regulated)

**SUGGESTED PRICE LIST  
(F.O.B. PERRY, OKLAHOMA)**

Effective August 1, 2017

PART NO.	DESCRIPTION	MSRP (USD)
<b>COMPACT FLUTED HD 2.0 (Continued)</b>		
<b>2.75" Shaft</b>		
<b>Reamer Assembly with Tab</b>		
400-2886	4.5-2.75 FLUTED(2.0API-IF F/12K TAB)	\$1,159.11 C
400-2889	6.5-2.75 FLUTED(2.0API-IF F/12K TAB)	\$1,361.11 C
400-2892	8-2.75 FLUTED(2.0API-IF F/20K TAB)	\$1,679.15 C
400-2895	10-2.75 FLUTED(2.0API-IF F/20K TAB)	\$2,152.15 C
400-2898	12-2.75 FLUTED(2.0API-IF F/20K TAB)	\$2,379.15 C
<b>Reamer Assembly with Swivel Tab</b>		
400-2884	4.5-2.75 FLUTED(2.0API-IF F/12K SW,TB)	\$1,367.92 C
400-2887	6.5-2.75 FLUTED(2.0API-IF F/12K SW,TB)	\$1,569.92 C
400-2890	8-2.75 FLUTED(2.0API-IF F/20K SW,TB)	\$2,256.79 C
400-2893	10-2.75 FLUTED(2.0API-IF F/20K SW,TB)	\$2,437.81 C
400-2896	12-2.75 FLUTED(2.0API-IF F/20K SW,TB)	\$2,664.81 C
<b>Reamer Assembly with Swivel Clevis</b>		
400-2885	4.5-2.75 FLUTED(2.0API-IF F/12K SW,CL)	\$1,464.66 C
400-2888	6.5-2.75 FLUTED(2.0API-IF F/12K SW,CL)	\$1,666.66 C
400-2891	8-2.75 FLUTED(2.0API-IF F/20K SW,CL)	\$2,103.85 C
400-2894	10-2.75 FLUTED(2.0API-IF F/20K SW,CL)	\$2,576.85 C
400-2897	12-2.75 FLUTED(2.0API-IF F/20K SW,CL)	\$2,803.85 C
<b>KODIAK™ HD 2.0</b>		
<b>2.75" Shaft</b>		
<b>Reamer Only</b>		
<b>NOTE: Select appropriate swivel kit option below.</b>		
400-2599	8-2.75 KODIAK (2.0 API-IF, F/12K SWVL)	(uses 12K swivel) \$1,574.00 C
400-2600	10-2.75 KODIAK (2.0 API-IF, F/20K SWVL)	(uses 20K swivel) \$1,999.00 C
400-2601	12-2.75 KODIAK (2.0 API-IF, F/20K SWVL)	(uses 20K swivel) \$2,415.00 C
<b>Reamer Assembly with Tab</b>		
400-2802	8-2.75 KODIAK(2.0API-IF F/12K TAB)	\$1,887.11 C
400-2805	10-2.75 KODIAK(2.0API-IF F/20K TAB)	\$2,335.15 C
400-2808	12-2.75 KODIAK(2.0API-IF F/20K TAB)	\$2,751.15 C
<b>Reamer Assembly with Swivel Tab</b>		
400-2800	8-2.75 KODIAK(2.0API-IF F/12K SW,TB)	\$2,095.92 C
400-2803	10-2.75 KODIAK(2.0API-IF F/20K SW,TB)	\$2,620.81 C
400-2806	12-2.75 KODIAK(2.0API-IF F/20K SW,TAB)	\$3,036.81 C
<b>Reamer Assembly with Swivel Clevis</b>		
400-2801	8-2.75 KODIAK(2.0API-IF F/12K SW,CL)	\$2,192.66 C
400-2804	10-2.75 KODIAK(2.0API-IF F/20K SW,CL)	\$2,759.85 C
400-2807	12-2.75 KODIAK(2.0API-IF F/20K SW,CL)	\$3,175.85 C
<b>EZ BACKREAMERS</b>		
<b>2.00" Shaft</b>		
400-2732	6" 1.63-6 KODIAK EZ REAMER ASSEMBLY	\$876.43 C

Supersedes All Previous Price Lists---Prices Subject to Change Without Notice

The Charles Machine Works, Inc.; PO Box 66; Perry, OK 73077

(JT10 (highly regulated) - 275)





CONFIDENTIAL

JT10 (highly regulated)

**SUGGESTED PRICE LIST  
(F.O.B. PERRY, OKLAHOMA)**

Effective August 1, 2017

PART NO.	DESCRIPTION	MSRP (USD)
<b>BACKREAMER SWIVELS and TABS</b>		
<b>Swivels</b>		
190-2360	12K SWIVEL KIT (12K TAB)	\$357.16 C
190-2359	12K SWIVEL KIT (12K CLEVIS)	\$453.90 C
190-2362	20K SWIVEL KIT (20K TAB)	\$457.05 C
190-2361	20K SWIVEL KIT (20K CLEVIS)	\$596.09 C
368-513	12K SWIVEL ASSEMBLY	\$682.89 C
369-712	20K SWIVEL ASSEMBLY	\$912.34 C
400-111	"NS" 12K SWIVEL 1.94-4 M/TAB	\$663.54 C
369-195	12K SWIVEL 1.94-4 F/TAB	\$716.27 C
368-634	20,000# SWIVEL ASSEMBLY	\$912.34 C
400-236	20K SWIVEL 1.94-4 F/TAB	\$912.34 C
401-283	20K SWIVEL DOUBLE CLEVIS	\$1,048.00 C
300-1164	30K SWIVEL DOUBLE CLEVIS	\$1,524.21 C
300-1157	30K SWIVEL CLEVIS/TAB	\$1,537.33 C
<b>Pull Tabs</b>		
369-865	PULL TAB 1.94-4 M /20K M TAB	\$199.76 C
368-352	PULL TAB SS 1.41-6M/12KM TAB	\$176.59 C
190-2613	12K TAB KIT	\$148.35 C
190-2614	20K TAB KIT	\$171.39 C
<b>CONNECTORS and ADAPTERS</b>		
400-2220	ADAPTER 1.41-6 M / 2.0 M API-IF	\$149.00 C
400-2221	ADAPTER (2.0F API-IF / 1.41-6F)	\$159.00 C
918-0749	ADAPTER ASMBLY HKEYE 275 M x 1.41-6 F	\$259.69 C
918-0747	ADAPTER ASMBLY HKEYE 275 M / 1.94-4 M	\$262.07 C
918-0751	ADAPTER ASMBLY HKEYE 275 M / 2" IF M	\$251.37 C
400-064	CONNECTOR 1.63-6F EZ2/1.41-6F	\$208.69 C
400-068	CONNECTOR 1.63-6F EZ2/1.94-4M	\$219.62 C
400-2218	CONNECTOR 1.63-6 F EZ2 / 2.0 M API-IF	\$220.00 C
368-263	CONNECTOR 1.94-4-M/1.41-6-M	\$185.75 C
400-2223	CONNECTOR (1.94-4F / 2.0M API-IF)	\$169.00 C
400-2222	CONNECTOR (2.0F API-IF / 1.94-4M)	\$169.00 C
<b>QUICK WRENCH JAWS</b>		
368-693	1.24" QUICK WRENCH JAW	\$101.29 C
368-692	1.63" QUICK WRENCH JAW	\$107.65 C
368-687	2.35" QUICK WRENCH JAW	\$138.26 C
<b>PULLING ACCESSORIES</b>		
368-290	"PIPE PULLER (.625" TO 1.250")"	\$238.60 C
110-509	ANCHOR SHACKLE (1/2")	\$14.90 C
110-969	5/8" ANCHOR SHACKLE (3/4" PIN)	\$21.98 C
110-040	3/4" ANCHOR SHACKLE (7/8" PIN)	\$28.56 C
110-987	7/8" ANCHOR SHACKLE (1" PIN)	\$37.15 C

Supersedes All Previous Price Lists---Prices Subject to Change Without Notice

The Charles Machine Works, Inc.; PO Box 66; Perry, OK 73077

(JT10 (highly regulated) - 276)



CONFIDENTIAL

JT10 (highly regulated)

**SUGGESTED PRICE LIST  
(F.O.B. PERRY, OKLAHOMA)**

Effective August 1, 2017

PART NO.	DESCRIPTION	MSRP (USD)
<b>PULLING ACCESSORIES (Continued)</b>		
<b>Pulling Grip</b>		
185-917	PULLING GRIP (3/4"-1 1/4")	\$56.28 C
185-918	PULLING GRIP (1 1/4"-2")	\$58.04 C
185-919	PULLING GRIP (2"-2 3/4")	\$62.58 C
185-920	PULLING GRIP (2 3/4"-3 1/2")	\$67.66 C
185-921	PULLING GRIP (3 1/2"-4 1/4")	\$74.49 C
<b>Heavy Duty Pulling Grip</b>		
185-922	PULLING GRIP (3/4"-1 1/4")PLASTIC COATED	\$76.81 C
185-923	PULLING GRIP (1 1/4"-2")PLASTIC COATED	\$85.87 C
185-924	PULLING GRIP (2"-2 3/4")PLASTIC COATED	\$108.61 C
185-925	PULLING GRIP (2 3/4"-3 1/2")PLASTIC COAT	\$131.34 C
185-926	PULLING GRIP (3 1/2"-4 1/4")PLASTIC COAT	\$157.82 C
<b>Pulling Grip With Swivel</b>		
185-902	PULLING GRIP (1/2" TO 3/4") W / SWVL	\$64.89 C
185-903	PULLING GRIP (3/4" TO 1-1/4") W / SWVL	\$60.93 C
185-904	PULLING GRIP (1-1/4" TO 2") W / SWVL	\$86.97 C
185-906	PULLING GRIP (2" TO 2-3/4") W / SWVL	\$119.20 C
185-907	PULLING GRIP (2-3/4"TO 3-1/2") W / SWVL	\$135.75 C
185-913	PULLING GRIP (3-1/2"TO 4-1/4") W / SWVL	\$149.00 C
185-914	PULLING GRIP (4-1/4"TO 4-3/4") W / SWVL	\$166.66 C

**SPECIAL PAINT**

Special color charge is per each unit - specify color code. (If first time color order, please provide 2"x3" color chip.)

From the time of confirmation, any special paint order is non-cancelable and non-returnable.

Please allow 30 days from time of order to delivery.

Orders with less than 30 days from order to delivery are subject to applicable surcharge(s).

Prices do not include the application of special or branded paints; i.e.) DuPont, Sherwin-Williams, PPG, metallic or base coat / clear coat.

Charges do not include price of paint.

Call for Pricing A



CONFIDENTIAL

JT20

Changes since the July 1, 2017 price list:

Effective August 1, 2017

**SUGGESTED PRICE LIST  
(F.O.B. PERRY, OKLAHOMA)****Effective August 1, 2017**

PART NO.	DESCRIPTION	MSRP (USD)
----------	-------------	------------

**STANDARD UNIT**

The **Ditch Witch® JT20 Jet Trac®** drilling system is a self-contained, surface launched, fluid assisted, mechanical drilling system. The basic unit includes the following:

- Deutz TD 2.9, turbocharged, liquid cooled diesel engine (74 gross hp) EPA Tier 4, EU Stage IIIB compliant
- OR
- Deutz TD 2.9, turbocharged, liquid cooled diesel engine (74 gross hp) EPA Tier 4i, EU Stage IIIA compliant
- Electrical Strike System (module and barriers)
- 2 post cylinder assist stake system
- Hydraulic drill pipe loader with automated controller
- Rack and Pinion drill frame and carriage
- 1 drill pipe box, 400 ft. capacity
- 2-speed gearbox
- Rubber tracks
- Hydraulic pipe lubricator
- Tethered ground drive control
- Fluid pump, 25 gpm @ 1000 psi
- Cold start kit
- Ship Kit - Includes the following:
  - Drill pipe wiper seal
  - Copper thread compound with brush
  - Tip cleaner set
  - Complete quick wrench set
  - Spray wand

**NOTICE – Umbrella is not included in standard unit. See accessories.**

**If you select a standard machine configuration, you must also order the “shipped with” items listed below.**

**JT20 STANDARD #1**

**JT20A-1** Base Unit: Hi Reg, 40 Lined Drill Pipe - Includes:

022-1121 JT20  
350-3870 JT20 ENGINE ASSEMBLY (TIER 4)  
270-5451 JT20 PROD DECAL KIT  
350-5423 TETHER GROUND DRIVE  
350-2650 JT20 PP ACCESSORIES  
355-1107 POWER PIPE HD FM 2.06 X 2.63 1.94-4 10'

**Total \$163,330.92 T****JT20 STANDARD #2**

**JT20A-2** Base Unit: Hi Reg, 40 Unlined Drill Pipe - Includes:

022-1121 JT20  
350-3870 JT20 ENGINE ASSEMBLY (TIER 4)  
270-5451 JT20 PROD DECAL KIT  
350-5423 TETHER GROUND DRIVE  
350-2650 JT20 PP ACCESSORIES  
355-1106 POWER PIPE HD UL 2.06 X 2.63 1.94-4 10'

**Total \$161,684.25 T**

**SUGGESTED PRICE LIST**  
**(F.O.B. PERRY, OKLAHOMA)**

**Effective August 1, 2017**

PART NO.	DESCRIPTION	MSRP (USD)	
<b>BASIC UNIT</b>			
<b>022-1121</b>	JT20 with rubber tracks	\$126,722.57	T
	Shipped with: 350-3870 JT20 ENGINE ASSEMBLY (TIER 4)	\$20,607.98	T
<b>OR</b>			
<b>022-1121</b>	JT20 with rubber tracks	\$126,722.57	T
	Shipped with: 350-3871 JT20 ENGINE ASSEMBLY (T4i LRC)	\$20,607.98	T
Both versions also ship with the following:			
	270-5451 JT20 PROD DECAL KIT	\$41.52	C
	604-723 SHIP KIT JT2020/JT20	\$2,647.37	C
		TIER 4	\$150,019.44
		LRC	\$150,019.44

<b>DECAL KITS – JT20 (Select one)</b>			
270-5451	JT20 PROD DECAL KIT	\$41.52	C
<b>TRANSLATION DECALS – (Select if translation needed)</b>			
270-7547	JT20 PROD DECAL KIT DU	\$102.79	C
270-5456	JT20 PROD DECAL KIT FR	\$102.79	C
270-5453	JT20 PROD DECAL KIT GR	\$102.79	C
270-5455	JT20 PROD DECAL KIT IT	\$102.79	C
270-5454	JT20 PROD DECAL KIT SP	\$102.79	C
270-4536	JT20 PROD DECAL KIT-SW	\$102.79	C
270-5452	JT20 PROD ISO DECAL KIT	\$48.57	C
		\$151.36	C
<b>NOTE: ISO decals will be shipped with all translation decals and any basic unit shipped outside the United States.</b>			

<b>ANCHOR SYSTEM ACCESSORIES (Select one style)</b>			
327-460	AUGER 4"	2 required	\$144.32 \$288.64 C
327-457	ROCK ANCHOR with replaceable bits	2 required	\$305.69 C
	Shipped with: 131-259 INSERT BIT - CARBIDE TIPPED	6 required	\$7.47 D
			\$656.20

<b>GROUND DRIVE CONTROLS (Select one)</b>			
350-5423	TETHER GROUND DRIVE		\$987.07 T
350-5422	REMOTE CONTROL GROUP		\$2,183.60 T

<b>ORANGE INTEL™ OPTIONS (Select one)</b>			
350-5370	GPS ONLY FOR TELEMATICS READY		\$530.00 D
<b>Note: Equipment Registration Activates GPS and Telematics Boxes</b>			

<b>ORANGE INTEL™ SERVICE PLAN OPTIONS (Optional)</b>			
240-1117	1 Year Data Service Plan Telematics		\$359.40 A
<b>Note: Sold in One Year Increments</b>			

**SUGGESTED PRICE LIST  
(F.O.B. PERRY, OKLAHOMA)****Effective August 1, 2017**

PART NO.	DESCRIPTION	MSRP (USD)
<b>ACCESSORIES</b>		
190-1464	CANOPY KIT	\$838.81 C
190-1506	SOFTCAB KIT (JT1220T4i/JT2020T3/JT20) (also requires 190-1464 canopy kit)	\$1,543.22 C
149-973	SPLIT ROD WIPER 1.75" ID	\$94.25 C
100-794	GROUNDING KIT (Required if not using anchor system)	\$942.05 C
100-074	STRIKE MAT KIT (Required when hand loading pipe)	\$605.52 C
101-160	UMBRELLA KIT	\$439.80 C
190-1300	JT20/JT30/AT30 HEATED HOSE KIT	\$439.80 C
190-2112	JT20 T4F/T4i UPTIME KIT	\$1,430.00 B
<b>ENVIRONMENTAL HYDRAULIC OIL</b>		
256-030	ENVIROMENTAL HYD OIL (MOBILE) 30 required	\$49.53 \$1,485.90 A
<b>TRACKING ELECTRONICS / DrillLok™</b>		
<a href="#">See Ditch Witch® Electronics Price List</a>		
<b><u>DOWNHOLE TOOLS</u></b>		
<b>DRILL PIPE</b>		
355-1107	POWER PIPE HD FM 2.06 X 2.63 1.94-4 10' Shipped with: 350-2650 JT20 PP ACCESSORIES	each \$335.00 D \$757.05 T
355-1106	POWER PIPE HD UL 2.06 X 2.63 1.94-4 10' Shipped with: 350-2650 JT20 PP ACCESSORIES	each \$295.00 D \$757.05 T
355-1118	HIWS1 PIPE 2.38 X 2.63 #600 10' Shipped with: 350-2651 JT20 PPF #600 ACCESSORIES 2.38" TUBE DIA	each \$345.00 D \$757.05 T
355-1246	DW FORGED HD 2.10 X 2.50 1.94-4 10' Shipped with: 350-2650 JT20 PP ACCESSORIES	each \$355.00 D \$757.05 T
<b>QUICK CONNECT SYSTEMS</b>		
<b>EZ CONNECT</b>		
401-300	EZ CONNECT 1.94-4M/2.00-6M EZ2	\$599.00 C
400-2251	EZ-CON ASS'Y (600M / 2.25-6M EZ3)	\$798.00 D
<b>HAWKEYE™</b>		
918-2453	Starter Rod Hawkeye 350-F / 1.94-4-M	\$402.36 D
918-2491	Start Rod HWKEYE 350-F/1.94-4-M (L)	\$525.75 D
918-2487	STRTR ROD HKEYE 350(B) X #600(P) (JT20)	\$619.79 D
<b>All shipped with:</b>		
	918-2439 Collar Hawkeye 350	\$154.10 C
<b>SPLINELOK®</b>		
908-4270	Starter Rod Assm SPKII350-M / 1.94-4-M	\$895.27 D
908-4310	Start Rod Assm SPKII350-M/1.94-4-M (L)	\$1,196.41 D

**SUGGESTED PRICE LIST  
(F.O.B. PERRY, OKLAHOMA)****Effective August 1, 2017**

PART NO.	DESCRIPTION	MSRP (USD)
----------	-------------	------------

**TRANSITION SUB**

400-2192	TRANSITION SUB 1.94 M / 2.38 M API	\$439.00 C
400-2244	TRANSITION SUB (600M / 2-3/8M API-REG)	\$609.00 C

**BEACON HOUSINGS**

908-1680	3.0" PWRHOUSE HD/5H-12MM/DW/2-3/8" REG	\$1,095.00 C
906-1854	3.0" HD TriHawk HSG / 86B / 2.38 Reg	\$1,965.28 C
908-1690	ASSY, 3.25 UNIVERSAL HOUSING	\$2,605.25 C

**DRILL BITS**

	4	5/12	63	10
Bit Width	Hole Qty.	Bolt Size	Thickness	Bend Angle
3" (76 mm)	5	12	.50" (13mm)	00
3.5" (89 mm)			.63" (16mm)	10
4" (102 mm)			.75" (19mm)	
5" (127 mm)				

**5 HOLE BITS****Barracuda Bit**

368-890	3-5/12-50-10 BARRACUDA BIT	\$150.00 C
368-891	3-5/12-63-10 BARRACUDA BIT	\$115.00 C
368-892	4-5/12-50-10 BARRACUDA BIT	\$125.00 C
368-893	4-5/12-63-10 BARRACUDA BIT	\$124.26 C
368-894	4-5/12-75-10 BARRACUDA BIT	\$140.00 C
369-067	5-5/12-63-10 BARRACUDA BIT	\$140.00 C

**Claw Bit**

400-1665	3.5-5/12-75-10 CLAW BIT	\$195.00 C
400-1667	4-5/12-75-10 CLAW BIT	\$194.67 C
400-1669	5-5/12-75-10 CLAW BIT	\$219.39 C

**Durabit**

368-898	3-5-50-00 DURABIT	\$227.09 C
368-899	3-5-63-00 DURABIT	\$227.09 C
368-900	3-5/12-50-10 DURABIT	\$227.09 C
368-901	3-5-63-10 DURABIT	\$227.09 C
368-902	4-5-50-10 DURABIT	\$237.81 C
368-903	4-5-63-10 DURABIT	\$237.81 C
368-904	4-5-75-10 DURABIT	\$243.16 C
369-082	5-5/12-63-10 DURABIT	\$304.22 C

**Hard Surface Bit**

369-068	3-5-63-10 HARD SURFACED BIT	\$70.04 C
369-069	4-5-63-10 HARD SURFACED BIT	\$93.83 C
369-070	5-5/12-63-10 HARD SURFACED BIT	\$99.63 C

**SUGGESTED PRICE LIST  
(F.O.B. PERRY, OKLAHOMA)****Effective August 1, 2017**

PART NO.	DESCRIPTION	MSRP (USD)
<b>5 HOLE BITS (Continued)</b>		
<b>Sand Bit</b>		
368-896	3-5-50-00 SAND BIT	\$74.00 C
368-897	3-5-50-10 SAND BIT	\$101.97 C
369-076	4-5-63-00 SAND BIT	\$100.00 C
369-078	4-5/12-63-10 SAND BIT	\$100.00 C
369-080	5-5/12-63-10 SAND BIT	\$110.00 C
<b>Steep Taper Bit</b>		
368-895	4-5/12-63-10 STEEP TAPER BIT	\$110.33 C
369-072	3-5/12-63-10 STEEP TAPER BIT	\$118.00 C
369-074	5-5/12-63-10 STEEP TAPER BIT	\$138.00 C
400-160	4-5/12-63-10BC STEEP TAPER	\$82.80 C
<b>Tornado Bit</b>		
400-1929	3-5/12-63-10 TORNADO BIT	\$215.00 C
400-1925	3.5-5/12-63-10 TORNADO BIT	\$220.00 C
400-1927	4-5/12-63-10 TORNADO BIT	\$232.52 C
400-1931	4-5/12-75-10 TORNADO BIT	\$242.05 C
400-1585	5-5/12-75-10 TORNADO BIT	\$272.95 C
<b>Tuff Bit</b>		
369-729	3-5/12-63-10 TUFF BIT	\$193.89 C
401-334	3.5-5/12-63-10 TUFF BIT	\$199.00 C
369-731	4-5/12-63-10 TUFF BIT	\$239.00 C
369-733	5-5/12-63-10 TUFF BIT	\$279.00 C
400-120	4-5/12-75-10 ST TUFF BIT	\$379.00 C
<b>TriHawk</b>		
906-1626	Trihawk I / 4.44 / 3.0 HSG / 20K Drills	\$2,275.17 C
906-1719	TriHawk III / 4.38 / 3.0 HSG / 20K Drills	\$2,279.14 C
906-1730	TriHawk IV / 4.38 / 3.0 HSG / 20K Drills	\$2,016.01 C
906-1771	TriHawk V / 3.88 / 3.0 HSG / 20K Drills	\$1,456.61 C
906-2627	Trihawk I Pullback Assembly 16-40k	\$119.00 C
906-1723	Trihk III Pull Back Tooth Kit 16-20K Lbs	\$63.31 C
906-1825	Trihawk V Pullback Ass'y 16-20k Drills	\$125.00 C
906-1796	3.0" TriHawk Drt Bit Adapter/ DW5 / M12	\$517.52 C
906-1812	Reamer Assm 16-20k Trihawk	\$875.99 C
<b>DRILLING BITS</b>		
400-3033	RHINO ROCK BIT ASS'Y (3.9-5-12MM)	\$2,809.10 C



**SUGGESTED PRICE LIST  
(F.O.B. PERRY, OKLAHOMA)****Effective August 1, 2017**

PART NO.	DESCRIPTION	MSRP (USD)
<b>BACKREAMERS</b>		
<b>BEAVERTAIL HD 2.0</b>		
<b>2.75" Shaft</b>		
400-2602	6-2.75 BVT RMR (2.0 API-IF, F/20K TAB)	\$1,028.00 C
400-2603	8-2.75 BVT RMR (2.0 API-IF, F/20K TAB)	\$1,136.00 C
400-2604	10-2.75 BVT RMR (2.0 API-IF, F/20K TAB)	\$1,250.00 C
400-2605	12-2.75 BVT RMR (2.0 API-IF, F/20K TAB)	\$1,375.00 C
400-2606	14-2.75 BVT RMR (2.0 API-IF, F/20K TAB)	\$1,589.00 C
400-2607	16-2.75 BVT RMR (2.0 API-IF, F/20K TAB)	\$1,700.00 C
400-2608	18-2.75 BVT RMR (2.0 API-IF, F/20K TAB)	\$2,165.00 C
400-2609	20-2.75 BVT RMR (2.0 API-IF, F/20K TAB)	\$2,596.00 C
<b>SANDHOG HD 2.0</b>		
<b>2.75" Shaft</b>		
400-2964	6-4 SANDHOG (2.0 IF / 20K TAB)	\$1,770.53 C
400-2965	8-6 SANDHOG (2.0 IF / 20K TAB)	\$1,699.34 C
400-2966	10-8 SANDHOG (2.0 IF / 20K TAB)	\$2,318.67 C
400-2967	12-10 SANDHOG (2.0 IF / 20K TAB)	\$2,590.91 C
<b>WARTHOG™ HD 2.0</b>		
<b>2.75" Shaft</b>		
400-2537	8-2.75 WARTHOG HD (2.0 API-IF,F/20K TAB)	\$1,198.00 C
400-2538	10-2.75 WARTHOG HD (2.0 API-IF,F/20K TAB)	\$1,427.55 C
400-2539	12-2.75 WARTHOG HD (2.0 API-IF,F/20K TAB)	\$1,542.00 C
400-2540	14-2.75 WARTHOG HD (2.0 API-IF,F/20K TAB)	\$1,799.00 C
400-2541	16-2.75 WARTHOG HD (2.0 API-IF,F/20K TAB)	\$2,025.00 C
400-2542	18-2.75 WARTHOG HD (2.0 API-IF,F/20K TAB)	\$2,550.00 C
<b>COMPACT FLUTED HD 2.0</b>		
<b>2.75" Shaft</b>		
<b>Reamer Only</b>		
400-2543	4.5-2.75 FLUTED HD (2.0 API-IF,F/12K FLG)	\$846.00 C
400-2544	6.5-2.75 FLUTED HD (2.0 API-IF,F/12K FLG)	\$1,048.00 C
400-2545	8-2.75 FLUTED HD (2.0 API-IF,F/20K FLG)	\$1,343.00 C
400-2546	10-2.75 FLUTED HD (2.0 API-IF,F/20K FLG)	\$1,816.00 C
400-2547	12-2.75 FLUTED HD (2.0 API-IF,F/20K FLG)	\$2,043.00 C
<b>Reamer Assembly with Tab</b>		
400-2886	4.5-2.75 FLUTED(2.0API-IF F/12K TAB)	\$1,159.11 C
400-2889	6.5-2.75 FLUTED(2.0API-IF F/12K TAB)	\$1,361.11 C
400-2892	8-2.75 FLUTED(2.0API-IF F/20K TAB)	\$1,679.15 C
400-2895	10-2.75 FLUTED(2.0API-IF F/20K TAB)	\$2,152.15 C
400-2898	12-2.75 FLUTED(2.0API-IF F/20K TAB)	\$2,379.15 C
<b>Reamer Assembly with Swivel Tab</b>		
400-2884	4.5-2.75 FLUTED(2.0API-IF F/12K SW,TB)	\$1,367.92 C
400-2887	6.5-2.75 FLUTED(2.0API-IF F/12K SW,TB)	\$1,569.92 C
400-2890	8-2.75 FLUTED(2.0API-IF F/20K SW,TB)	\$2,256.79 C
400-2893	10-2.75 FLUTED(2.0API-IF F/20K SW,TB)	\$2,437.81 C
400-2896	12-2.75 FLUTED(2.0API-IF F/20K SW,TB)	\$2,664.81 C

**SUGGESTED PRICE LIST  
(F.O.B. PERRY, OKLAHOMA)****Effective August 1, 2017**

PART NO.	DESCRIPTION	MSRP (USD)
<b>COMPACT FLUTED HD 2.0 (Continued)</b>		
<b>2.75" Shaft</b>		
<b>Reamer Assembly with Swivel Clevis</b>		
400-2885	4.5-2.75 FLUTED(2.0API-IF F/12K SW,CL)	\$1,464.66 C
400-2888	6.5-2.75 FLUTED(2.0API-IF F/12K SW,CL)	\$1,666.66 C
400-2891	8-2.75 FLUTED(2.0API-IF F/20K SW,CL)	\$2,103.85 C
400-2894	10-2.75 FLUTED(2.0API-IF F/20K SW,CL)	\$2,576.85 C
400-2897	12-2.75 FLUTED(2.0API-IF F/20K SW,CL)	\$2,803.85 C
<b>KODIAK™ HD 2.0</b>		
<b>2.75" Shaft</b>		
<b>Reamer Only</b>		
<b>NOTE: Select appropriate swivel kit option below.</b>		
400-2599	8-2.75 KODIAK (2.0 API-IF, F/12K SWVL) (uses 12K swivel)	\$1,574.00 C
400-2600	10-2.75 KODIAK (2.0 API-IF, F/20K SWVL) (uses 20K swivel)	\$1,999.00 C
400-2601	12-2.75 KODIAK (2.0 API-IF, F/20K SWVL) (uses 20K swivel)	\$2,415.00 C
<b>Reamer Assembly with Tab</b>		
400-2802	8-2.75 KODIAK(2.0API-IF F/12K TAB)	\$1,887.11 C
400-2805	10-2.75 KODIAK(2.0API-IF F/20K TAB)	\$2,335.15 C
400-2808	12-2.75 KODIAK(2.0API-IF F/20K TAB)	\$2,751.15 C
<b>Reamer Assembly with Swivel Tab</b>		
400-2800	8-2.75 KODIAK(2.0API-IF F/12K SW,TB)	\$2,095.92 C
400-2803	10-2.75 KODIAK(2.0API-IF F/20K SW,TB)	\$2,620.81 C
400-2806	12-2.75 KODIAK(2.0API-IF F/20K SW,TAB)	\$3,036.81 C
<b>Reamer Assembly with Swivel Clevis</b>		
400-2801	8-2.75 KODIAK(2.0API-IF F/12K SW,CL)	\$2,192.66 C
400-2804	10-2.75 KODIAK(2.0API-IF F/20K SW,CL)	\$2,759.85 C
400-2807	12-2.75 KODIAK(2.0API-IF F/20K SW,CL)	\$3,175.85 C
<b>ROCKMASTER REAMERS</b>		
<b>2.75" Shaft</b>		
190-1419	6-2.75 ROCKMASTER TCI 1.94-4 F	\$8,306.52 B
<b>EZ BACKREAMERS</b>		
<b>2.00" Shaft</b>		
400-2579	6" 2.00-6 KODIAK EZ REAMER ASSEMBLY	\$891.89 C
400-2584	8" 2.00-6 KODIAK EZ REAMER ASSEMBLY	\$1,424.42 C

**SUGGESTED PRICE LIST  
(F.O.B. PERRY, OKLAHOMA)****Effective August 1, 2017**

PART NO.	DESCRIPTION	MSRP (USD)
<b>BACKREAMER SWIVELS and TABS</b>		
<b>Swivels</b>		
190-2360	12K SWIVEL KIT (12K TAB)	\$357.16 C
190-2359	12K SWIVEL KIT (12K CLEVIS)	\$453.90 C
190-2362	20K SWIVEL KIT (20K TAB)	\$457.05 C
190-2361	20K SWIVEL KIT (20K CLEVIS)	\$596.09 C
369-712	20K SWIVEL ASSEMBLY	\$912.34 C
400-236	20K SWIVEL 1.94-4 F/TAB	\$912.34 C
368-634	20,000# SWIVEL ASSEMBLY	\$912.34 C
401-283	20K SWIVEL DOUBLE CLEVIS	\$1,048.00 C
300-1157	30K SWIVEL CLEVIS/TAB	\$1,537.33 C
300-1158	30K SWIVEL W/PIN 2.06-4M/TAB	\$1,394.95 C
369-865	PULL TAB 1.94-4 M /20K M TAB (Use with 368-634 swivel)	\$199.76 C
190-2613	12K TAB KIT	\$148.35 C
190-2614	20K TAB KIT	\$171.39 C
<b>CONNECTORS and ADAPTERS</b>		
400-1050	ADAPTER (2.25-6F EZ3 X 1.94-4M)	\$294.00 C
908-4102	Adapter 2.375" API M to 350 SPLK II F	\$449.27 C
918-2407	ADAPTER ASSY, HAWKEYE 350 (P) / 2.38 API	\$323.07 C
918-2461	ADAPTER ASSM, HAWKEYE 350(M) x TAB	\$405.25 C
918-3052	ADAPTER ASSY HAWKEYE 390 M / 1.94-4 M	\$384.94 C
369-999	CONNECTOR 2.00-6F EZ2/1.94-4M	\$270.97 C
400-615	CONNECTOR 2.00-6F EZ2/1.94-4F	\$496.00 C
908-1706	CONNECTOR 2.00-6EZ2 -F / 2.38 -M	\$259.33 C
918-2451	CONNECTOR HAWKEYE 350 -M /1.94-4 -M	\$309.27 C
918-3024	CONNECTOR HAWKEYE 390-M / 2.38 REG-M	\$365.85 C
906-2585	ADAPTER (TRIHAWK, M / 2-3/8 API-REG,M)	\$579.97 C
908-4268	Connector SPLKII 350-F /1.94-4 -M	\$440.10 C
918-2488	REAMER COLLAR ASSM, HAWKEYE 350	\$425.25 C
<b>QUICK WRENCH JAW</b>		
368-687	2.35" QUICK WRENCH JAW	\$138.26 C
<b>PULLING ACCESSORIES</b>		
368-290	"PIPE PULLER (.625" TO 1.250")"	\$238.60 C
110-509	ANCHOR SHACKLE (1/2")	\$14.90 C
110-969	5/8" ANCHOR SHACKLE (3/4" PIN)	\$21.98 C
110-040	3/4" ANCHOR SHACKLE (7/8" PIN)	\$28.56 C
110-987	7/8" ANCHOR SHACKLE (1" PIN)	\$37.15 C
<b>Pulling Grip</b>		
185-917	PULLING GRIP (3/4"-1 1/4")	\$56.28 C
185-918	PULLING GRIP (1 1/4"-2")	\$58.04 C
185-919	PULLING GRIP (2"-2 3/4")	\$62.58 C
185-920	PULLING GRIP (2 3/4"-3 1/2")	\$67.66 C
185-921	PULLING GRIP (3 1/2"-4 1/4")	\$74.49 C

**SUGGESTED PRICE LIST  
(F.O.B. PERRY, OKLAHOMA)****Effective August 1, 2017**

PART NO.	DESCRIPTION	MSRP (USD)
<b>PULLING ACCESSORIES (Continued)</b>		
<b>Heavy Duty Pulling Grip</b>		
185-922	PULLING GRIP (3/4"-1 1/4")PLASTIC COATED	\$76.81 C
185-923	PULLING GRIP (1 1/4"-2")PLASTIC COATED	\$85.87 C
185-924	PULLING GRIP (2"-2 3/4")PLASTIC COATED	\$108.61 C
185-925	PULLING GRIP (2 3/4"-3 1/2")PLASTIC COAT	\$131.34 C
185-926	PULLING GRIP (3 1/2"-4 1/4")PLASTIC COAT	\$157.82 C
<b>Pulling Grip With Swivel</b>		
185-904	PULLING GRIP (1-1/4" TO 2") W / SWVL	\$86.97 C
185-906	PULLING GRIP (2" TO 2-3/4") W / SWVL	\$119.20 C
185-907	PULLING GRIP (2-3/4"TO 3-1/2") W / SWVL	\$135.75 C
185-913	PULLING GRIP (3-1/2"TO 4-1/4") W / SWVL	\$149.00 C
185-914	PULLING GRIP (4-1/4"TO 4-3/4") W / SWVL	\$166.66 C

**SPECIAL PAINT**

Special color charge is per each unit - specify color code. (If first time color order, please provide 2"x3" color chip.)

From the time of confirmation, any special paint order is non-cancelable and non-returnable.

Please allow 30 days from time of order to delivery.

Orders with less than 30 days from order to delivery are subject to applicable surcharge(s).

Prices do not include the application of special or branded paints; i.e.) DuPont, Sherwin-Williams, PPG, metallic or base coat / clear coat.

Charges do not include price of paint.

Call for Pricing A



CONFIDENTIAL

**JT25 (less regulated)**

**Changes since the July 1, 2017 price list:**

**Effective August 1, 2017**



CONFIDENTIAL

JT25 (less regulated)

**SUGGESTED PRICE LIST  
(F.O.B. PERRY, OKLAHOMA)**

Effective August 1, 2017

PART NO.	DESCRIPTION	MSRP (USD)
----------	-------------	------------

**STANDARD UNIT**

The **Ditch Witch® JT25 Jet Trac®** drilling system is a self-contained, surface launched, fluid assisted, mechanical drilling system. The basic unit includes the following:

- Cummins QSB4.5 water cooled diesel engine (130 hp gross) EPA Tier 3, EU Stage IIIA compliant
- Electrical Strike System (module and barriers)
- 2 post cylinder assist stake system (without auger flighting)
- Hydraulic drill pipe loader with automated controller
- Rack and Pinion drill frame and carriage
- Rubber tracks
- Tethered ground drive control
- Antifreeze kit
- Operating lights
- Cold start kit
- Dual batteries
- Compatible with Ditch Witch® drill pipe or Single Piece Forged drill pipe
- Available with single joystick thrust and rotation or separate joysticks for thrust and rotation
- Independent rear stabilizers
- Dual pivot drill frame
- Ship Kit - Includes the following:
  - Drill pipe wiper seal
  - Copper thread compound with brush
  - Tip cleaner set
  - Complete quick wrench set
  - Spray wand

If you select a standard machine configuration, you must also order the “shipped with” items listed below.

**BASIC UNIT**

<b>022-1137</b>	JT25 BASIC - CORE GROUP with rubber tracks	\$141,168.71	T
	Shipped with: 350-4789 JT25 T3 POWER PACK	\$36,612.67	T
	270-5264 JT25 PROD DECAL KIT	\$37.52	C
	190-2064 JT25 SHIP KIT	\$1,844.71	C
	190-1783 PIPE BOX KIT	\$3,713.61	C
	190-1799 LIGHTS (Cabless Operator Station)	\$106.62	T
		\$183,483.84	

**OPERATOR STATION (Select one)**

350-4785	JT25 CAB ASSEMBLY T3	\$21,326.07	T
----------	----------------------	-------------	---



CONFIDENTIAL

JT25 (less regulated)

**SUGGESTED PRICE LIST  
(F.O.B. PERRY, OKLAHOMA)**

Effective August 1, 2017

PART NO.	DESCRIPTION	MSRP (USD)
<b>DECAL KITS – JT25 (Select one)</b>		
270-5264	JT25 PROD DECAL KIT	\$37.52 C
<b>TRANSLATION DECALS – (Select if translation needed)</b>		
270-7122	JT25 T3 PROD DECAL KIT FR	\$65.52 C
270-7123	JT25 T3 PROD DECAL KIT GR	\$65.52 C
270-7125	JT25 T3 PROD DECAL KIT IT	\$65.52 C
270-7124	JT25 T3 PROD DECAL KIT SP	\$65.52 C
270-7126	JT25 T3 PROD ISO DECAL KIT	\$83.38 C
		\$148.90 C
<b>NOTE: ISO decals will be shipped with all translation decals and any basic unit shipped outside the United States.</b>		
<b>JOYSTICK OPTIONS (Select one)</b>		
350-4580	DITCH WITCH CONTROLS	\$3,048.80 T
350-4581	ALTERNATE CONTROLS	\$4,026.27 T
<b>GROUND DRIVE CONTROLS (Select one)</b>		
350-4434	TETHER ASSY JT25	\$1,153.60 T
<b>ANCHOR SYSTEMS (Select one)</b>		
<b>Standard</b>		
350-2804	JT25 ANCHOR SUB	\$7,839.58 T
<b>Heavy Duty</b>		
350-3800	ANCHOR SUB (HEAVY DUTY) with replaceable bits	\$8,937.98 T
<b>NOTE: Must select anchor system accessories below.</b>		
<b>ANCHOR SYSTEM ACCESSORIES</b>		
<b>Standard (Optional)</b>		
327-460	AUGER 4"	2 required \$144.32 \$288.64 C
327-519	AUGER 6	2 required \$157.97 \$315.94 C
327-457	ROCK ANCHOR	2 required \$305.69 C
	Ships with: 131-259 INSERT BIT - CARBIDE TIPPED	6 required \$7.47 D
		\$656.20
<b>Heavy Duty (Select one)</b>		
350-2903	HD DIRT ANCHORS	\$2,567.21 C
350-2904	HD ROCK ANCHORS	\$3,271.47 C



CONFIDENTIAL

JT25 (less regulated)

**SUGGESTED PRICE LIST  
(F.O.B. PERRY, OKLAHOMA)**

Effective August 1, 2017

PART NO.	DESCRIPTION	MSRP (USD)
<b>ORANGE INTEL™ OPTIONS (Select one)</b>		
350-5370	GPS ONLY FOR TELEMATICS READY	\$530.00 D
350-5372	TELEMATICS	\$1,199.05 D
<b>Note: Equipment Registration Activates GPS and Telematics Boxes</b>		
<b>ORANGE INTEL™ SERVICE PLAN OPTIONS (Optional)</b>		
240-1118	1 Year Data Service Plan GPS ONLY	\$299.40 A
240-1117	1 Year Data Service Plan Telematics	\$359.40 A
<b>Note: Sold in One Year Increments</b>		
<b>ACCESSORIES</b>		
190-1734	UMBRELLA KIT	\$439.80 C
149-973	SPLIT ROD WIPER 1.75" ID	\$94.25 C
100-794	GROUNDING KIT (Required if not using anchor system)	\$942.05 C
100-074	STRIKE MAT KIT (Required when hand loading pipe)	\$605.52 C
190-1861	HEATED HOSE KIT	\$730.46 C
190-1808	SHORT PIPE BOX KIT (pipe quantity = 24)	\$3,291.07 C
190-2139	JT25/JT30/AT30 LRC UPTIME KIT	\$885.00 B
<b>ENVIRONMENTAL HYDRAULIC OIL</b>		
256-030	ENVIROMENTAL HYD OIL (MOBILE) 42 required	\$49.53 \$2,080.26 A
274-672	ENVIRO HYDRAULIC RESERVOIR	\$7.43 C
712-672	ENVIRO HYDRAULIC RESERVOIR DU	\$15.50 C
702-672	ENVIRO HYDRAULIC RESERVOIR FR	\$15.50 C
704-672	ENVIRO HYDRAULIC RESERVOIR GR	\$15.50 C
710-672	ENVIRO HYDRAULIC RESERVOIR IT	\$15.50 C
706-672	ENVIRO HYDRAULIC RESERVOIR SP	\$15.50 C
708-672	ENVIRO HYDRAULIC RESERVOIR SW	\$15.50 C
<b>TRACKING ELECTRONICS / DrillLok™</b>		
<b>See Ditch Witch® Electronics Price List</b>		
<b>DOWNHOLE TOOLS</b>		
<b>DRILL PIPE</b>		
355-1111	JT30 PP HD FM 2.38 X 2.75 2.11-4 3M	each \$359.00 D
Shipped with: 350-2633 JT25 PP ACCESSORIES		\$752.73 T
355-1094	POWER PIPE HD UL 2.38 X 2.75 2.11-4 3M	each \$325.00 D
Shipped with: 350-2633 JT25 PP ACCESSORIES		\$752.73 T
355-1118	HIWS1 PIPE 2.38 X 2.63 #600 10'	each \$345.00 D
Shipped with: 350-2634 JT25 PPF PIN UP ACCESSORIES		\$941.18 T
<b>OR</b> 350-2646 JT25 PPF PIN DOWN ACCESSORIES		\$941.18 T
<b>Forged HD Pipe</b>		
355-1244	JT25/30 DW FORGED HD 2.38X2.75 2.11-4 3M	each \$379.00 D
Shipped with: 350-2633 JT25 PP ACCESSORIES		\$752.73 T

Supersedes All Previous Price Lists---Prices Subject to Change Without Notice

The Charles Machine Works, Inc.; PO Box 66; Perry, OK 73077

(JT25 (less regulated) - 291)





CONFIDENTIAL

JT25 (less regulated)

**SUGGESTED PRICE LIST  
(F.O.B. PERRY, OKLAHOMA)**

Effective August 1, 2017

PART NO.	DESCRIPTION	MSRP (USD)
<b>QUICK CONNECT SYSTEMS</b>		
<b>EZ CONNECT</b>		
400-1505	E Z CONNECT 3 (2.11-4)	\$850.00 C
400-2251	EZ-CON ASS'Y (600M / 2.25-6M EZ3)	\$798.00 C
400-2252	EZ-CON ASS'Y (600F / 2.25-6M EZ3)	\$798.00 C
<b>HAWKEYE™</b>		
918-2455	Starter Rod Hawkeye 350-F / 2.11-4-M	\$490.61 C
918-2493	Start Rod HWKEYE 350-F/2.11-4-M (L)	\$670.79 C
918-2489	STRTR RD HKEYE350(B) X #600(P) (JT25/30)	\$635.79 C
918-2434	Starter Rod Hawkeye 350-F / #600 -F	\$332.04 C
<b>All shipped with:</b>		
	918-2439 Collar Hawkeye 350	\$154.10 C
918-3049	Starter Rod Hawkeye 390-F / 2.11-4-M	\$542.80 C
918-3091	Start Rod HWKEYE 390-F/2.11-4-M (L)	\$828.11 C
918-3017	Starter Rod Hawkeye 390-F / #600 -F	\$513.73 C
<b>All shipped with:</b>		
	918-3029 Collar Hawkeye 390	\$182.81 C
<b>LPT</b>		
908-4274	Starter Rod 2.12 LPT -F / #600 -F	\$240.00 C
	Shipped with: 908-4244 COLLAR (2.12 LPT)	\$126.79 C
<b>SPLINELOK®</b>		
908-4276	Starter Rod Assm SPKII350-M / 2.11-4-M	\$836.93 C
908-4312	Start Rod Assm SPKII350-M / 2.11-4-M (L)	\$979.25 C
908-4112	Starter Rod SPLK II 350 / #602 -F	\$881.68 C
<b>TRANSITION SUBS</b>		
908-4223	Starter Rod, #600 -F / 2.38 Reg -M	\$530.30 C
400-2191	TRANSITION SUB 2.11 M / 2.38 M API-R	\$599.00 C
400-2244	TRANSITION SUB (600M / 2-3/8M API-REG)	\$609.00 C
400-2249	TRANSITION SUB (600M / 2.125F LPT)	\$579.00 C
<b>BEACON HOUSINGS</b>		
908-4080	3.25" PWRHOUSE HD/6H-16MM/DW/2-3/8" REG	\$1,255.00 C
906-2654	3.5" TriHwk HD HSG HF / 86B / 2.38 Reg	\$3,229.61 C
908-4290	ASSY, 3.75 UNIVERSAL HOUSING	\$3,099.79 C

**SUGGESTED PRICE LIST  
(F.O.B. PERRY, OKLAHOMA)**

Effective August 1, 2017

PART NO.	DESCRIPTION	MSRP (USD)
----------	-------------	------------

**DRILL BITS**

	5	6/16	75	10
Bit Width	Hole Qty.	Bolt Size	Thickness	Bend Angle
4" (102 mm)	6	16	.75" (13mm)	00
4.5" (114 mm)				10
5" (127 mm)				
5.5" (140 mm)				
6" (152 mm)				
6.4" (162 mm)				
6.5" (165 mm)				

**6 HOLE BITS****Barracuda Bit**

400-1587	4-6/16-75-10 CUDA BIT	\$155.53	C
----------	-----------------------	----------	---

**Claw Bit**

400-1671	4-6/16-1-10 CLAW BIT	\$215.00	C
----------	----------------------	----------	---

400-1673	5-6/16-1-10 CLAW BIT	\$230.36	C
----------	----------------------	----------	---

**Hard Surface Bit**

400-1649	4-6/16-75-10 HARD SURFACE BIT	\$85.49	C
----------	-------------------------------	---------	---

400-1651	5-6/16-1-10 HARD SURFACE BIT	\$117.42	C
----------	------------------------------	----------	---

400-1655	6-6/16-1-10 HARD SURFACE BIT	\$129.00	C
----------	------------------------------	----------	---

**Sand Bit**

400-1657	4-6/16-75-10 SAND BIT	\$117.89	C
----------	-----------------------	----------	---

400-1659	5-6/16-1-10 SAND BIT	\$147.29	C
----------	----------------------	----------	---

**Sewer Bit**

368-144	5.5-6/16-75-00 SEWER BIT	\$230.00	C
---------	--------------------------	----------	---

**Steep Taper Bit**

400-217	4.5-6/16-75-00 STEEP BIT	\$143.54	C
---------	--------------------------	----------	---

400-170	4.5-6/16-75-10 STEEP BIT	\$160.00	C
---------	--------------------------	----------	---

369-183	5-6/16-75-00 STEEP BIT	\$165.00	C
---------	------------------------	----------	---

369-466	5-6/16-75-10 STEEP BIT	\$160.68	C
---------	------------------------	----------	---

369-179	6.4-6/16-75-00 STEEP BIT	\$166.04	C
---------	--------------------------	----------	---

369-467	6.4-6/16-75-10 STEEP BIT	\$171.39	C
---------	--------------------------	----------	---

**Steep Taper Tuff Bit**

400-122	4-6/16-75-10 ST TUFF BIT	\$389.00	C
---------	--------------------------	----------	---

400-124	5-6/16-75-10 ST TUFF BIT	\$485.00	C
---------	--------------------------	----------	---

**Tornado Bit**

400-1933	4.5-6/16-75-10 TORNADO BIT	\$265.00	C
----------	----------------------------	----------	---

400-1935	5-6/16-75-10 TORNADO BIT	\$275.39	C
----------	--------------------------	----------	---

400-1937	6.5-6/16-75-10 TORNADO BIT	\$293.68	C
----------	----------------------------	----------	---

**Tuff Bit**

400-172	4.5-6/16-75-10 TUFF BIT	\$257.00	C
---------	-------------------------	----------	---

369-735	5-6/16-75-10 TUFF BIT	\$279.00	C
---------	-----------------------	----------	---

369-737	6.5-6/16-75-10 TUFF BIT	\$285.00	C
---------	-------------------------	----------	---



CONFIDENTIAL

JT25 (less regulated)

**SUGGESTED PRICE LIST  
(F.O.B. PERRY, OKLAHOMA)**

Effective August 1, 2017

PART NO.	DESCRIPTION	MSRP (USD)
<b>DRILL BITS (Continued)</b>		
<b>TRIHAWK BITS</b>		
906-2426	TRIHAWK I / 5.12 / 3.5 HSG / 24-40K DRL	\$3,709.77 C
906-2519	TriHawk III / 5.5 / 3.5 HSG / 24-40K Drll	\$2,606.65 C
906-2530	TriHawk IV / 5.5 / 3.5 HSG / 24-40K Drlls	\$2,451.92 C
906-2571	TriHawk V / 4.8 / 3.5 HSG / 24-40K Drlls	\$1,810.81 C
906-2627	Trihawk I Pullback Assembly 16-40k	\$119.00 C
906-2523	Trihk III Pull Back Tooth Kit 24-40K Lbs	\$74.80 C
906-2625	Trihawk V Pullback Ass'y 24-40k Drills	\$125.00 C
906-2697	3.5" TriHawk Drt Bit Adapter/ DW6 / M16	\$596.76 C
906-2712	Reamer Assm, 24-40k Trihawk	\$895.83 C
<b>DRILLING BITS</b>		
400-3035	RHINO ROCK BIT ASS'Y (4.6-6-16MM)	\$2,965.41 C
<b>BACKREAMERS</b>		
<b>BEAVERTAIL HD 2-3/8</b>		
<b>NOTE: Select appropriate thread-in option below.</b>		
<b>2.75" Shaft</b>		
400-2974	6-2.75 BVT RMR (2-3/8 API-R, F/20K TAB)	\$1,353.38 C
<b>3.25" Shaft</b>		
400-2381	8-3.25 BVT RMR (2-3/8 API-R, F/F)	\$1,225.00 C
400-2382	10-3.25 BVT RMR (2-3/8 API-R, F/F)	\$1,357.99 C
400-2383	12-3.25 BVT RMR (2-3/8 API-R, F/F)	\$1,475.00 C
400-2384	14-3.25 BVT RMR (2-3/8 API-R, F/F)	\$1,705.93 C
400-2385	16-3.25 BVT RMR (2-3/8 API-R, F/F)	\$1,823.38 C
400-2386	18-3.25 BVT RMR (2-3/8 API-R, F/F)	\$2,151.70 C
400-2387	20-3.25 BVT RMR (2-3/8 API-R, F/F)	\$2,375.00 C
400-2388	24-3.25 BVT RMR (2-3/8 API-R, F/F)	\$2,675.00 C
<b>SANDHOG HD 2-3/8</b>		
<b>NOTE: Select appropriate thread-in option below.</b>		
<b>3.25" Shaft</b>		
400-2968	6-4 SANDHOG (2-3/8 API-R / 20K TAB)	\$1,845.56 C
400-2969	8-6 SANDHOG (2-3/8" API-R / 30K TAB)	\$1,722.34 C
400-2970	10-8 SANDHOG (2-3/8" API-R / 30K TAB)	\$2,327.04 C
400-2971	12-10 SANDHOG (2-3/8" API-R / 30K TAB)	\$2,743.54 C
<b>EZ BACKREAMERS</b>		
<b>2.25" Shaft</b>		
400-2699	6" 2.25-6 KODIAK EZ REAMER ASSEMBLY	\$899.18 C
400-2700	8" 2.25-6 KODIAK EZ REAMER ASSEMBLY	\$1,225.14 C



CONFIDENTIAL

JT25 (less regulated)

**SUGGESTED PRICE LIST  
(F.O.B. PERRY, OKLAHOMA)**

Effective August 1, 2017

PART NO.	DESCRIPTION	MSRP (USD)
<b>WARTHOG™ HD 2-3/8</b>		
<b>NOTE: Select appropriate thread-in option below.</b>		
<b>3.25" Shaft</b>		
400-2349	8" - 3.25" WARTHOG HD (2 3/8" API-R F-F)	\$1,273.50 C
400-2350	10" - 3.25" WARTHOG HD (2 3/8" API-R F-F)	\$1,655.00 C
400-2351	12" - 3.25" WARTHOG HD (2 3/8" API-R F-F)	\$1,751.02 C
400-2352	14" - 3.25" WARTHOG HD (2 3/8" API-R F-F)	\$1,986.55 C
400-2353	16" - 3.25" WARTHOG HD (2 3/8" API-R F-F)	\$2,100.00 C
400-2354	18" - 3.25" WARTHOG HD (2 3/8" API-R F-F)	\$2,599.45 C
400-2355	20" - 3.25" WARTHOG HD (2 3/8" API-R F-F)	\$2,790.00 C
400-2356	24" - 3.25" WARTHOG HD (2 3/8" API-R F-F)	\$3,250.00 C
<b>FLUTED HD 2-3/8</b>		
<b>3.25" Shaft</b>		
<b>Reamer Only</b>		
400-2683	6.5-3.25 FLUTED HD(2-3/8 API-R,F/20K FLG)	\$975.00 C
400-2396	8-3.25 FLUTED HD (2 3/8 API-R,F/20K FLG)	\$1,240.00 C
400-2397	10-3.25 FLUTED HD (2 3/8 API-R,F/20K FLG)	\$1,888.70 C
400-2398	12-3.25 FLUTED HD (2 3/8 API-R,F/30K FLG)	\$2,588.89 C
400-2399	14-3.25 FLUTED HD (2 3/8 API-R,F/30K FLG)	\$3,295.57 C
400-2400	16-3.25 FLUTED HD (2 3/8 API-R,F/30K FLG)	\$3,986.54 C
400-2401	18-3.25 FLUTED HD (2 3/8 API-R,F/30K FLG)	\$4,329.49 C
<b>Reamer Assembly with Tab</b>		
400-2901	6.5-3.25 FLUTED(2 3/8API-R F/20K TAB)	\$1,311.15 C
400-2904	8-3.25 FLUTED(2-3/8API-R F/20K TAB)	\$1,576.15 C
400-2907	10-3.25 FLUTED(2-3/8API-R F/20K TAB)	\$2,224.85 C
400-2910	12-3.25 FLUTED(2-3/8API-R F/30K TAB)	\$2,986.55 C
400-2913	14-3.25 FLUTED(2-3/8API-R F/30K TAB)	\$3,693.23 C
400-2916	16-3.25 FLUTED(2-3/8API-R F/30K TAB)	\$4,384.20 C
400-2919	18-3.25 FLUTED(2-3/8API-R F/30K TAB)	\$4,727.15 C
<b>Reamer Assembly with Swivel Tab</b>		
400-2899	6.5-3.25 FLUTED(2 3/8API-R F/20K SW,TB)	\$1,596.81 C
400-2902	8-3.25 FLUTED(2 3/8API-R F/20K SW,TB)	\$1,861.81 C
400-2905	10-3.25 FLUTED(2-3/8API-R F/20K SW,TB)	\$2,510.51 C
400-2908	12-3.25 FLUTED(2-3/8API-R F/30K SW,TB)	\$3,434.22 C
400-2911	14-3.25 FLUTED(2-3/8API-R F/30K SW,TB)	\$4,140.90 C
400-2914	16-3.25 FLUTED(2-3/8API-R F/30K SW,TB)	\$4,831.87 C
400-2917	18-3.25 FLUTED(2-3/8API-R F/30K SW,TB)	\$5,174.82 C
<b>Reamer Assembly with Swivel Clevis</b>		
400-2900	6.5-3.25 FLUTED(2 3/8API-R F/20K SW,CL)	\$1,735.85 C
400-2903	8-3.25 FLUTED(2-3/8API-R F/20K SW,CL)	\$2,000.85 C
400-2906	10-3.25 FLUTED(2-3/8API-R F/20K SW,CL)	\$2,649.55 C
400-2909	12-3.25 FLUTED(2-3/8API-R F/30K SW,CL)	\$3,502.68 C
400-2912	14-3.25 FLUTED(2-3/8API-R F/30K SW,CL)	\$4,209.36 C
400-2915	16-3.25 FLUTED(2-3/8API-R F/30K SW,CL)	\$4,900.33 C
400-2918	18-3.25 FLUTED(2-3/8API-R F/30K SW,CL)	\$5,243.28 C

Supersedes All Previous Price Lists---Prices Subject to Change Without Notice

The Charles Machine Works, Inc.; PO Box 66; Perry, OK 73077

(JT25 (less regulated) - 295)

**SUGGESTED PRICE LIST  
(F.O.B. PERRY, OKLAHOMA)**

Effective August 1, 2017

PART NO.	DESCRIPTION	MSRP (USD)
<b>KODIAK™ HD 2-3/8</b>		
<b>3.25" Shaft</b>		
<b>Reamer Only</b>		
<b>NOTE: Select appropriate swivel kit option below.</b>		
400-2357	8-3.25 KODIAK (2-3/8 API-R, F/12K FLG) (uses 12K swivel)	\$1,674.48 C
400-2358	10-3.25 KODIAK (2-3/8 API-R, F/20K FLG) (uses 20K swivel)	\$2,250.00 C
400-2359	12-3.25 KODIAK (2-3/8 API-R, F/20K FLG) (uses 20K swivel)	\$2,686.23 C
400-2360	14-3.25 KODIAK (2-3/8 API-R, F/30K FLG) (uses 30K swivel)	\$3,175.00 C
400-2361	16-3.25 KODIAK (2-3/8 API-R, F/30K FLG) (uses 30K swivel)	\$4,015.93 C
400-2362	18-3.25 KODIAK (2-3/8 API-R, F/30K FLG) (uses 30K swivel)	\$4,716.05 C
<b>Reamer Assembly with Tab</b>		
400-2811	8-3.25 KODIAK(2-3/8API-R F/12K TAB)	\$1,987.59 C
400-2814	10-3.25 KODIAK(2-3/8API-R F/20K TAB)	\$2,586.15 C
400-2817	12-3.25 KODIAK(2-3/8API-R F/20K TAB)	\$3,022.38 C
400-2820	14-3.25 KODIAK(2-3/8API-R F/30K FLG)	\$3,572.66 C
400-2823	16-3.25 KODIAK(2-3/8API-R F/30K TAB)	\$4,413.59 C
400-2826	18-3.25 KODIAK(2-3/8API-R F/30K TAB)	\$5,113.71 C
<b>Reamer Assembly with Swivel Tab</b>		
400-2809	8-3.25 KODIAK(2-3/8API-R F/12K SW,TB)	\$2,196.40 C
400-2812	10-3.25 KODIAK(2-3/8API-R F/20K SW,TB)	\$2,871.81 C
400-2815	12-3.25 KODIAK(2-3/8API-R F/20K SW,TB)	\$3,308.04 C
400-2818	14-3.25 KODIAK(2-3/8API-R, F/30K SW,TB)	\$4,020.33 C
400-2821	16-3.25 KODIAK(2-3/8API-R F/30K SW,TB)	\$4,861.26 C
400-2824	18-3.25 KODIAK(2-3/8API-R F/30K SW,TB)	\$5,561.38 C
<b>Reamer Assembly with Swivel Clevis</b>		
400-2810	8-3.25 KODIAK(2-3/8API-R F/12K SW,CL)	\$2,293.14 C
400-2813	10-3.25 KODIAK(2-3/8API-R F/20K SW,CL)	\$3,010.85 C
400-2816	12-3.25 KODIAK(2-3/8API-R F/20K SW,CL)	\$3,447.08 C
400-2819	14-3.25 KODIAK(2-3/8API-R F/30K SW,CL)	\$4,088.79 C
400-2822	16-3.25 KODIAK(2-3/8API-R F/30K SW,CL)	\$4,929.72 C
400-2825	18-3.25 KODIAK(2-3/8API-R F/30K SW,CL)	\$5,629.84 C
<b>BACKREAMER SWIVELS and TABS</b>		
<b>NOTE: Select appropriate option for HD Reamers</b>		
<b>Swivels</b>		
190-2360	12K SWIVEL KIT (12K TAB)	\$357.16 C
190-2359	12K SWIVEL KIT (12K CLEVIS)	\$453.90 C
190-2362	20K SWIVEL KIT (20K TAB)	\$457.05 C
190-2361	20K SWIVEL KIT (20K CLEVIS)	\$596.09 C
190-2364	30K SWIVEL KIT (30K TAB)	\$680.57 C
190-2363	30K SWIVEL KIT (30K CLEVIS)	\$749.03 C
300-1157	30K SWIVEL CLEVIS/TAB	\$1,537.33 C
300-1159	30K SWIVEL 40K SOC F/30K TAB	\$1,436.80 C
400-2559	SWIVEL (2 3/8 M API-R/20K TAB)	\$898.00 C
400-2558	SWIVEL (2 3/8 M API-R/20K CLEVIS)	\$950.00 C
400-2561	SWIVEL (2 3/8 M API-R/30K TAB)	\$1,500.00 C
400-2560	SWIVEL (2 3/8 M API-R/30K CLEVIS)	\$1,800.00 C



CONFIDENTIAL

JT25 (less regulated)

**SUGGESTED PRICE LIST  
(F.O.B. PERRY, OKLAHOMA)**

Effective August 1, 2017

PART NO.	DESCRIPTION	MSRP (USD)
<b>BACKREAMER SWIVELS and TABS (Continued)</b>		
<b>Pull Tabs</b>		
400-2419	PULL TAB (2 3/8 M API-R/30K TAB)	\$189.00 C
400-583	PULL TAB 40K SOC M/30K M TAB	\$284.75 C
400-2554	PULL TAB (2 3/8 M API - R/20K TAB)	\$192.50 C
190-2613	12K TAB KIT	\$148.35 C
190-2614	20K TAB KIT	\$171.39 C
190-2615	30K TAB KIT	\$232.90 C
<b>CONNECTORS and ADAPTERS</b>		
908-4102	Adapter 2.375" API M to 350 SPLK II F	\$449.27 C
918-2407	ADAPTER ASSY, HAWKEYE 350 (P) / 2.38 API	\$323.07 C
918-2461	ADAPTER ASSM, HAWKEYE 350(M) x TAB	\$405.25 C
918-3054	ADAPTER ASSM, HAWKEYE 390(M) x TAB	\$422.50 C
908-4225	CONNECTOR 2.25-6EZ3 -F / 2.38 -M	\$262.25 C
906-2585	ADAPTER (TRIHAWK, M / 2-3/8 API-REG,M)	\$579.97 C
918-3024	CONNECTOR HAWKEYE 390-M / 2.38 REG-M	\$365.85 C
908-4103	Connector 2.12 LPT x 2.375	\$305.83 C
400-2570	CONNECTOR (2 3/8 M API-R/2 3/8 M API-R)	\$223.00 C
918-2488	REAMER COLLAR ASSM, HAWKEYE 350	\$425.25 C
918-3088	REAMER COLLAR ASSM, HAWKEYE 390	\$429.99 C
<b>PULLING ACCESSORIES</b>		
400-242	BIT PULL EYE ASSEMBLY	\$96.68 C
110-040	3/4" ANCHOR SHACKLE (7/8" PIN)	\$28.56 C
110-987	7/8" ANCHOR SHACKLE (1" PIN)	\$37.15 C
<b>Pulling Grip</b>		
185-917	PULLING GRIP (3/4"-1 1/4")	\$56.28 C
185-918	PULLING GRIP (1 1/4"-2")	\$58.04 C
185-919	PULLING GRIP (2"-2 3/4")	\$62.58 C
185-920	PULLING GRIP (2 3/4"-3 1/2")	\$67.66 C
185-921	PULLING GRIP (3 1/2"-4 1/4")	\$74.49 C
<b>Heavy Duty Pulling Grip</b>		
185-922	PULLING GRIP (3/4"-1 1/4")PLASTIC COATED	\$76.81 C
185-923	PULLING GRIP (1 1/4"-2")PLASTIC COATED	\$85.87 C
185-924	PULLING GRIP (2"-2 3/4")PLASTIC COATED	\$108.61 C
185-925	PULLING GRIP (2 3/4"-3 1/2")PLASTIC COAT	\$131.34 C
185-926	PULLING GRIP (3 1/2"-4 1/4")PLASTIC COAT	\$157.82 C
<b>Pulling Grip With Swivel</b>		
185-904	PULLING GRIP (1-1/4" TO 2") W / SWVL	\$86.97 C
185-906	PULLING GRIP (2" TO 2-3/4") W / SWVL	\$119.20 C
185-907	PULLING GRIP (2-3/4"TO 3-1/2") W / SWVL	\$135.75 C
185-913	PULLING GRIP (3-1/2"TO 4-1/4") W / SWVL	\$149.00 C
185-914	PULLING GRIP (4-1/4"TO 4-3/4") W / SWVL	\$166.66 C

Supersedes All Previous Price Lists---Prices Subject to Change Without Notice

The Charles Machine Works, Inc.; PO Box 66; Perry, OK 73077

(JT25 (less regulated) - 297)



CONFIDENTIAL

JT25 (less regulated)

**SUGGESTED PRICE LIST  
(F.O.B. PERRY, OKLAHOMA)**

**Effective August 1, 2017**

**PART NO. DESCRIPTION**

**MSRP (USD)**

**SPECIAL PAINT**

Special color charge is per each unit - specify color code. (If first time color order, please provide 2"x3" color chip.)

From the time of confirmation, any special paint order is non-cancelable and non-returnable.

Please allow 30 days from time of order to delivery.

Orders with less than 30 days from order to delivery are subject to applicable surcharge(s).

Prices do not include the application of special or branded paints; i.e.) DuPont, Sherwin-Williams, PPG, metallic or base coat / clear coat.

Charges do not include price of paint.

Call for Pricing A



CONFIDENTIAL

**JT25 (highly regulated)**

**Changes since the July 1, 2017 price list:**

**Effective August 1, 2017**





CONFIDENTIAL

JT25 (highly regulated)

**SUGGESTED PRICE LIST  
(F.O.B. PERRY, OKLAHOMA)**

Effective August 1, 2017

PART NO.	DESCRIPTION	MSRP (USD)
----------	-------------	------------

**STANDARD UNIT**

The **Ditch Witch® JT25 Jet Trac®** drilling system is a self-contained, surface launched, fluid assisted, mechanical drilling system. The basic unit includes the following:

- Cummins QSB4.5 water cooled diesel engine (130 hp gross) EPA Tier 4, EU Stage IV compliant
- Electrical Strike System (module and barriers)
- 2 post cylinder assist stake system (without auger flighting)
- Hydraulic drill pipe loader with automated controller
- Rack and Pinion drill frame and carriage
- Rubber tracks
- Tethered ground drive control
- Antifreeze kit
- Operating lights
- Cold start kit
- Dual batteries
- Compatible with Ditch Witch® drill pipe or Single Piece Forged drill pipe
- Available with single joystick thrust and rotation or separate joysticks for thrust and rotation
- Independent rear stabilizers
- Dual pivot drill frame
- Telematics
- Ship Kit - Includes the following:
  - Drill pipe wiper seal
  - Copper thread compound with brush
  - Tip cleaner set
  - Complete quick wrench set
  - Spray wand

If you select a standard machine configuration, you must also order the “shipped with” items listed below.

**JT25 STANDARD #1**

**JT25A-1** Base Unit: T4, std Anch, no cab - Includes:

022-1137 JT25 BASIC - CORE GROUP  
270-6569 JT25 T4 PRODUCTION DECAL KIT  
350-4522 JT25 T4 POWER PACK  
350-2804 JT25 ANCHOR SUB  
350-2633 JT25 PP ACCESSORIES  
350-4580 DITCH WITCH CONTROLS  
190-1799 LIGHTS  
350-4578 CABLESS OPERATOR'S STATION  
350-4434 TETHER ASSY JT25

**Total \$217,903.71 T**



CONFIDENTIAL

JT25 (highly regulated)

**SUGGESTED PRICE LIST  
(F.O.B. PERRY, OKLAHOMA)**

Effective August 1, 2017

PART NO.	DESCRIPTION	MSRP (USD)
----------	-------------	------------

**JT25 STANDARD #2****JT25A-2** Base Unit: T4, hd Anch, no cab, Tethered - Includes:

022-1137 JT25 BASIC - CORE GROUP  
270-6569 JT25 T4 PRODUCTION DECAL KIT  
350-4522 JT25 T4 POWER PACK  
350-3800 ANCHOR SUB (HEAVY DUTY)  
350-2633 JT25 PP ACCESSORIES  
350-4580 DITCH WITCH CONTROLS  
190-1799 LIGHTS  
350-4578 CABLESS OPERATOR'S STATION  
350-4434 TETHER ASSY JT25

Total \$218,933.71 T

**JT25 STANDARD #3****JT25A-3** Base Unit: T4, hd Anch, no cab, Wireless - Includes:

022-1137 JT25 BASIC - CORE GROUP  
270-6569 JT25 T4 PRODUCTION DECAL KIT  
350-4522 JT25 T4 POWER PACK  
350-3800 ANCHOR SUB (HEAVY DUTY)  
350-2633 JT25 PP ACCESSORIES  
350-4580 DITCH WITCH CONTROLS  
190-1799 LIGHTS  
350-4578 CABLESS OPERATOR'S STATION  
350-4421 REMOTE CONTROL GROUP

Total \$219,905.00 T

**BASIC UNIT**

<b>022-1137</b>	JT25 BASIC - CORE GROUP with rubber tracks	\$141,168.71	T
	Shipped with: 350-4522 JT25 T4 POWER PACK	\$63,345.00	T
	270-6569 JT25 T4 PRODUCTION DECAL KIT	\$51.90	C
	190-2064 JT25 SHIP KIT	\$1,844.71	C
	190-1783 PIPE BOX KIT	\$3,713.61	C
	190-1799 LIGHTS	\$106.62	T
		\$210,230.55	

**OPERATOR STATION (Select one)**

350-4578	CABLESS OPERATOR'S STATION	\$484.10	T
350-4575	JT25 CAB ASSEMBLY T4	\$21,535.24	T



CONFIDENTIAL

JT25 (highly regulated)

**SUGGESTED PRICE LIST  
(F.O.B. PERRY, OKLAHOMA)**

Effective August 1, 2017

PART NO.	DESCRIPTION	MSRP (USD)
<b>DECAL KITS – JT25 (Select one)</b>		
270-6569	JT25 T4 PRODUCTION DECAL KIT	\$51.90 C
<b>TRANSLATION DECALS – (Select if translation needed)</b>		
270-6570	JT25 T4F PROD DECAL KIT FR	\$124.35 C
270-6571	JT25 T4F PROD DECAL KIT GR	\$124.35 C
270-6572	JT25 T4F PROD DECAL KIT IT	\$124.35 C
270-6578	JT25 T4F PROD DECAL KIT SP	\$124.35 C
270-7148	JT25 T4F PROD DECAL KIT SW	\$124.35 C
270-6664	JT25 T4F ISO DECAL KIT	\$43.75 C
		\$168.10 C
<b>NOTE: ISO decals will be shipped with all translation decals and any basic unit shipped outside the United States.</b>		
<b>JOYSTICK OPTIONS (Select one)</b>		
350-4580	DITCH WITCH CONTROLS	\$3,048.80 T
350-4581	ALTERNATE CONTROLS	\$4,026.27 T
<b>GROUND DRIVE CONTROLS (Select one)</b>		
350-4434	TETHER ASSY JT25	\$1,153.60 T
350-4421	REMOTE CONTROL GROUP	\$2,183.60 T
<b>ANCHOR SYSTEMS (Select one)</b>		
<b>Standard</b>		
350-2804	JT25 ANCHOR SUB	\$7,839.58 T
<b>Heavy Duty</b>		
350-3800	ANCHOR SUB (HEAVY DUTY) with replaceable bits	\$8,937.98 T
<b>NOTE: Must select anchor system accessories below.</b>		
<b>ANCHOR SYSTEM ACCESSORIES</b>		
<b>Standard (Optional)</b>		
327-460	AUGER 4"	2 required \$144.32 \$288.64 C
327-519	AUGER 6	2 required \$157.97 \$315.94 C
327-457	ROCK ANCHOR	2 required \$305.69 C
	Ships with: 131-259 INSERT BIT - CARBIDE TIPPED	6 required \$7.47 D
		\$656.20
<b>Heavy Duty (Select one)</b>		
350-2903	HD DIRT ANCHORS	\$2,567.21 C
350-2904	HD ROCK ANCHORS	\$3,271.47 C



CONFIDENTIAL

JT25 (highly regulated)

**SUGGESTED PRICE LIST  
(F.O.B. PERRY, OKLAHOMA)**

Effective August 1, 2017

PART NO.	DESCRIPTION	MSRP (USD)
<b>ACCESSORIES</b>		
190-1734	UMBRELLA KIT	\$439.80 C
149-973	SPLIT ROD WIPER 1.75" ID	\$94.25 C
100-794	GROUNDING KIT (Required if not using anchor system)	\$942.05 C
100-074	STRIKE MAT KIT (Required when hand loading pipe)	\$605.52 C
190-1861	HEATED HOSE KIT	\$730.46 C
190-1808	SHORT PIPE BOX KIT (pipe quantity = 24)	\$3,291.07 C
190-2138	JT25/JT30/AT30 T4F UPTIME KIT	\$955.00 B
<b>ENVIRONMENTAL HYDRAULIC OIL</b>		
256-030	ENVIROMENTAL HYD OIL (MOBILE) 42 required	\$49.53 \$2,080.26 A
274-672	ENVIRO HYDRAULIC RESERVOIR	\$7.43 C
712-672	ENVIRO HYDRAULIC RESERVOIR DU	\$15.50 C
702-672	ENVIRO HYDRAULIC RESERVOIR FR	\$15.50 C
704-672	ENVIRO HYDRAULIC RESERVOIR GR	\$15.50 C
710-672	ENVIRO HYDRAULIC RESERVOIR IT	\$15.50 C
706-672	ENVIRO HYDRAULIC RESERVOIR SP	\$15.50 C
708-672	ENVIRO HYDRAULIC RESERVOIR SW	\$15.50 C
<b>TRACKING ELECTRONICS / DrillLok™</b>		
See Ditch Witch® Electronics Price List		
<b>DOWNHOLE TOOLS</b>		
<b>DRILL PIPE</b>		
355-1111	JT30 PP HD FM 2.38 X 2.75 2.11-4 3M	each \$359.00 D
	Shipped with: 350-2633 JT25 PP ACCESSORIES	\$752.73 T
355-1094	POWER PIPE HD UL 2.38 X 2.75 2.11-4 3M	each \$325.00 D
	Shipped with: 350-2633 JT25 PP ACCESSORIES	\$752.73 T
355-1118	HIWS1 PIPE 2.38 X 2.63 #600 10'	each \$345.00 D
	Shipped with: 350-2634 JT25 PPF PIN UP ACCESSORIES	\$941.18 T
	OR 350-2646 JT25 PPF PIN DOWN ACCESSORIES	\$941.18 T
355-1244	JT25/30 DW FORGED HD 2.38X2.75 2.11-4 3M	each \$379.00 D
	Shipped with: 350-2633 JT25 PP ACCESSORIES	\$752.73 T

Supersedes All Previous Price Lists---Prices Subject to Change Without Notice

The Charles Machine Works, Inc.; PO Box 66; Perry, OK 73077

(JT25 (highly regulated) - 303)



CONFIDENTIAL

JT25 (highly regulated)

**SUGGESTED PRICE LIST  
(F.O.B. PERRY, OKLAHOMA)**

Effective August 1, 2017

PART NO.	DESCRIPTION	MSRP (USD)
<b>QUICK CONNECT SYSTEMS</b>		
<b>EZ CONNECT</b>		
400-1505	E Z CONNECT 3 (2.11-4)	\$850.00 C
400-2251	EZ-CON ASS'Y (600M / 2.25-6M EZ3)	\$798.00 C
400-2252	EZ-CON ASS'Y (600F / 2.25-6M EZ3)	\$798.00 C
<b>HAWKEYE™</b>		
918-2455	Starter Rod Hawkeye 350-F / 2.11-4-M	\$490.61 C
918-2493	Start Rod HWKEYE 350-F/2.11-4-M (L)	\$670.79 C
918-2489	STRTR RD HKEYE350(B) X #600(P) (JT25/30)	\$635.79 C
918-2434	Starter Rod Hawkeye 350-F / #600 -F	\$332.04 C
<b>All shipped with:</b>		
	918-2439 Collar Hawkeye 350	\$154.10 C
918-3049	Starter Rod Hawkeye 390-F / 2.11-4-M	\$542.80 C
918-3091	Start Rod HWKEYE 390-F/2.11-4-M (L)	\$828.11 C
918-3017	Starter Rod Hawkeye 390-F / #600 -F	\$513.73 C
<b>All shipped with:</b>		
	918-3029 Collar Hawkeye 390	\$182.81 C
<b>LPT</b>		
908-4274	Starter Rod 2.12 LPT -F / #600 -F	\$240.00 C
	Shipped with: 908-4244 COLLAR (2.12 LPT)	\$126.79 C
<b>SPLINELOK®</b>		
908-4276	Starter Rod Assm SPKII350-M / 2.11-4-M	\$836.93 C
908-4312	Start Rod Assm SPKII350-M / 2.11-4-M (L)	\$979.25 C
908-4112	Starter Rod SPLK II 350 / #602 -F	\$881.68 C
<b>TRANSITION SUBS</b>		
908-4223	Starter Rod, #600 -F / 2.38 Reg -M	\$530.30 C
400-2191	TRANSITION SUB 2.11 M / 2.38 M API-R	\$599.00 C
400-2244	TRANSITION SUB (600M / 2-3/8M API-REG)	\$609.00 C
400-2249	TRANSITION SUB (600M / 2.125F LPT)	\$579.00 C
<b>BEACON HOUSINGS</b>		
908-4080	3.25" PWRHOUSE HD/6H-16MM/DW/2-3/8" REG	\$1,255.00 C
906-2654	3.5" TriHwk HD HSG HF / 86B / 2.38 Reg	\$3,229.61 C
908-4290	ASSY, 3.75 UNIVERSAL HOUSING	\$3,099.79 C

Supersedes All Previous Price Lists---Prices Subject to Change Without Notice

The Charles Machine Works, Inc.; PO Box 66; Perry, OK 73077

(JT25 (highly regulated) - 304)

**SUGGESTED PRICE LIST**  
**(F.O.B. PERRY, OKLAHOMA)**

Effective August 1, 2017

PART NO.	DESCRIPTION	MSRP (USD)
----------	-------------	------------

**DRILL BITS**

	5	6/16	75	10
Bit Width	Hole Qty.	Bolt Size	Thickness	Bend Angle
4" (102 mm)	6	16	.75" (13mm)	00
4.5" (114 mm)				10
5" (127 mm)				
5.5" (140 mm)				
6" (152 mm)				
6.4" (162 mm)				
6.5" (165 mm)				

**6 HOLE BITS**

**Baracuda Bit**

400-1587 4-6/16-75-10 CUDA BIT \$155.53 C

**Claw Bit**

400-1671 4-6/16-1-10 CLAW BIT \$215.00 C

400-1673 5-6/16-1-10 CLAW BIT \$230.36 C

**Hard Surface Bit**

400-1649 4-6/16-75-10 HARD SURFACE BIT \$85.49 C

400-1651 5-6/16-1-10 HARD SURFACE BIT \$117.42 C

400-1655 6-6/16-1-10 HARD SURFACE BIT \$129.00 C

**Sand Bit**

400-1657 4-6/16-75-10 SAND BIT \$117.89 C

400-1659 5-6/16-1-10 SAND BIT \$147.29 C

**Sewer Bit**

368-144 5.5-6/16-75-00 SEWER BIT \$230.00 C

**Steep Taper Bit**

400-217 4.5-6/16-75-00 STEEP BIT \$143.54 C

400-170 4.5-6/16-75-10 STEEP BIT \$160.00 C

369-183 5-6/16-75-00 STEEP BIT \$165.00 C

369-466 5-6/16-75-10 STEEP BIT \$160.68 C

369-179 6.4-6/16-75-00 STEEP BIT \$166.04 C

369-467 6.4-6/16-75-10 STEEP BIT \$171.39 C

**Steep Taper Tuff Bit**

400-122 4-6/16-75-10 ST TUFF BIT \$389.00 C

400-124 5-6/16-75-10 ST TUFF BIT \$485.00 C

**Tornado Bit**

400-1933 4.5-6/16-75-10 TORNADO BIT \$265.00 C

400-1935 5-6/16-75-10 TORNADO BIT \$275.39 C

400-1937 6.5-6/16-75-10 TORNADO BIT \$293.68 C

**Tuff Bit**

400-172 4.5-6/16-75-10 TUFF BIT \$257.00 C

369-735 5-6/16-75-10 TUFF BIT \$279.00 C

369-737 6.5-6/16-75-10 TUFF BIT \$285.00 C



CONFIDENTIAL

JT25 (highly regulated)

**SUGGESTED PRICE LIST  
(F.O.B. PERRY, OKLAHOMA)**

Effective August 1, 2017

PART NO.	DESCRIPTION	MSRP (USD)
<b>DRILL BITS (Continued)</b>		
<b>TRIHAWK BITS</b>		
906-2426	TRIHAWK I / 5.12 / 3.5 HSG / 24-40K DRL	\$3,709.77 C
906-2519	TriHawk III / 5.5 / 3.5 HSG / 24-40K Drll	\$2,606.65 C
906-2530	TriHawk IV / 5.5 / 3.5 HSG / 24-40K Drlls	\$2,451.92 C
906-2571	TriHawk V / 4.8 / 3.5 HSG / 24-40K Drlls	\$1,810.81 C
906-2627	Trihawk I Pullback Assembly 16-40k	\$119.00 C
906-2523	Trihk III Pull Back Tooth Kit 24-40K Lbs	\$74.80 C
906-2625	Trihawk V Pullback Ass'y 24-40k Drills	\$125.00 C
906-2697	3.5" TriHawk Drt Bit Adapter/ DW6 / M16	\$596.76 C
906-2712	Reamer Assm, 24-40k Trihawk	\$895.83 C
<b>DRILLING BITS</b>		
400-3035	RHINO ROCK BIT ASS'Y (4.6-6-16MM)	\$2,965.41 C
<b>BACKREAMERS</b>		
<b>BEAVERTAIL HD 2-3/8</b>		
<b>NOTE: Select appropriate thread-in option below.</b>		
<b>2.75" Shaft</b>		
400-2974	6-2.75 BVT RMR (2-3/8 API-R, F/20K TAB)	\$1,353.38 C
<b>3.25" Shaft</b>		
400-2381	8-3.25 BVT RMR (2-3/8 API-R, F/F)	\$1,225.00 C
400-2382	10-3.25 BVT RMR (2-3/8 API-R, F/F)	\$1,357.99 C
400-2383	12-3.25 BVT RMR (2-3/8 API-R, F/F)	\$1,475.00 C
400-2384	14-3.25 BVT RMR (2-3/8 API-R, F/F)	\$1,705.93 C
400-2385	16-3.25 BVT RMR (2-3/8 API-R, F/F)	\$1,823.38 C
400-2386	18-3.25 BVT RMR (2-3/8 API-R, F/F)	\$2,151.70 C
400-2387	20-3.25 BVT RMR (2-3/8 API-R, F/F)	\$2,375.00 C
400-2388	24-3.25 BVT RMR (2-3/8 API-R, F/F)	\$2,675.00 C
<b>SANDHOG HD 2-3/8</b>		
<b>NOTE: Select appropriate thread-in option below.</b>		
<b>3.25" Shaft</b>		
400-2968	6-4 SANDHOG (2-3/8 API-R / 20K TAB)	\$1,845.56 C
400-2969	8-6 SANDHOG (2-3/8" API-R / 30K TAB)	\$1,722.34 C
400-2970	10-8 SANDHOG (2-3/8" API-R / 30K TAB)	\$2,327.04 C
400-2971	12-10 SANDHOG (2-3/8" API-R / 30K TAB)	\$2,743.54 C
<b>EZ BACKREAMERS</b>		
<b>2.25" Shaft</b>		
400-2699	6" 2.25-6 KODIAK EZ REAMER ASSEMBLY	\$899.18 C
400-2700	8" 2.25-6 KODIAK EZ REAMER ASSEMBLY	\$1,225.14 C



CONFIDENTIAL

JT25 (highly regulated)

**SUGGESTED PRICE LIST  
(F.O.B. PERRY, OKLAHOMA)**

Effective August 1, 2017

PART NO.	DESCRIPTION	MSRP (USD)
<b>WARTHOG™ HD 2-3/8</b>		
<b>NOTE: Select appropriate thread-in option below.</b>		
<b>3.25" Shaft</b>		
400-2349	8" - 3.25" WARTHOG HD (2 3/8" API-R F-F)	\$1,273.50 C
400-2350	10" - 3.25" WARTHOG HD (2 3/8" API-R F-F)	\$1,655.00 C
400-2351	12" - 3.25" WARTHOG HD (2 3/8" API-R F-F)	\$1,751.02 C
400-2352	14" - 3.25" WARTHOG HD (2 3/8" API-R F-F)	\$1,986.55 C
400-2353	16" - 3.25" WARTHOG HD (2 3/8" API-R F-F)	\$2,100.00 C
400-2354	18" - 3.25" WARTHOG HD (2 3/8" API-R F-F)	\$2,599.45 C
400-2355	20" - 3.25" WARTHOG HD (2 3/8" API-R F-F)	\$2,790.00 C
400-2356	24" - 3.25" WARTHOG HD (2 3/8" API-R F-F)	\$3,250.00 C
<b>FLUTED HD 2-3/8</b>		
<b>3.25" Shaft</b>		
<b>Reamer Only</b>		
400-2683	6.5-3.25 FLUTED HD(2-3/8 API-R,F/20K FLG)	\$975.00 C
400-2396	8-3.25 FLUTED HD (2 3/8 API-R,F/20K FLG)	\$1,240.00 C
400-2397	10-3.25 FLUTED HD (2 3/8 API-R,F/20K FLG)	\$1,888.70 C
400-2398	12-3.25 FLUTED HD (2 3/8 API-R,F/30K FLG)	\$2,588.89 C
400-2399	14-3.25 FLUTED HD (2 3/8 API-R,F/30K FLG)	\$3,295.57 C
400-2400	16-3.25 FLUTED HD (2 3/8 API-R,F/30K FLG)	\$3,986.54 C
400-2401	18-3.25 FLUTED HD (2 3/8 API-R,F/30K FLG)	\$4,329.49 C
<b>Reamer Assembly with Tab</b>		
400-2901	6.5-3.25 FLUTED(2 3/8API-R F/20K TAB)	\$1,311.15 C
400-2904	8-3.25 FLUTED(2-3/8API-R F/20K TAB)	\$1,576.15 C
400-2907	10-3.25 FLUTED(2-3/8API-R F/20K TAB)	\$2,224.85 C
400-2910	12-3.25 FLUTED(2-3/8API-R F/30K TAB)	\$2,986.55 C
400-2913	14-3.25 FLUTED(2-3/8API-R F/30K TAB)	\$3,693.23 C
400-2916	16-3.25 FLUTED(2-3/8API-R F/30K TAB)	\$4,384.20 C
400-2919	18-3.25 FLUTED(2-3/8API-R F/30K TAB)	\$4,727.15 C
<b>Reamer Assembly with Swivel Tab</b>		
400-2899	6.5-3.25 FLUTED(2 3/8API-R F/20K SW,TB)	\$1,596.81 C
400-2902	8-3.25 FLUTED(2 3/8API-R F/20K SW,TB)	\$1,861.81 C
400-2905	10-3.25 FLUTED(2-3/8API-R F/20K SW,TB)	\$2,510.51 C
400-2908	12-3.25 FLUTED(2-3/8API-R F/30K SW,TB)	\$3,434.22 C
400-2911	14-3.25 FLUTED(2-3/8API-R F/30K SW,TB)	\$4,140.90 C
400-2914	16-3.25 FLUTED(2-3/8API-R F/30K SW,TB)	\$4,831.87 C
400-2917	18-3.25 FLUTED(2-3/8API-R F/30K SW,TB)	\$5,174.82 C
<b>Reamer Assembly with Swivel Clevis</b>		
400-2900	6.5-3.25 FLUTED(2 3/8API-R F/20K SW,CL)	\$1,735.85 C
400-2903	8-3.25 FLUTED(2-3/8API-R F/20K SW,CL)	\$2,000.85 C
400-2906	10-3.25 FLUTED(2-3/8API-R F/20K SW,CL)	\$2,649.55 C
400-2909	12-3.25 FLUTED(2-3/8API-R F/30K SW,CL)	\$3,502.68 C
400-2912	14-3.25 FLUTED(2-3/8API-R F/30K SW,CL)	\$4,209.36 C
400-2915	16-3.25 FLUTED(2-3/8API-R F/30K SW,CL)	\$4,900.33 C
400-2918	18-3.25 FLUTED(2-3/8API-R F/30K SW,CL)	\$5,243.28 C

Supersedes All Previous Price Lists---Prices Subject to Change Without Notice

The Charles Machine Works, Inc.; PO Box 66; Perry, OK 73077

(JT25 (highly regulated) - 307)





CONFIDENTIAL

JT25 (highly regulated)

**SUGGESTED PRICE LIST  
(F.O.B. PERRY, OKLAHOMA)**

Effective August 1, 2017

PART NO.	DESCRIPTION	MSRP (USD)
<b>KODIAK™ HD 2-3/8</b>		
<b>3.25" Shaft</b>		
<b>Reamer Only</b>		
<b>NOTE: Select appropriate swivel kit option below.</b>		
400-2357	8-3.25 KODIAK (2-3/8 API-R, F/12K FLG) (uses 12K swivel)	\$1,674.48 C
400-2358	10-3.25 KODIAK (2-3/8 API-R, F/20K FLG) (uses 20K swivel)	\$2,250.00 C
400-2359	12-3.25 KODIAK (2-3/8 API-R, F/20K FLG) (uses 20K swivel)	\$2,686.23 C
400-2360	14-3.25 KODIAK (2-3/8 API-R, F/30K FLG) (uses 30K swivel)	\$3,175.00 C
400-2361	16-3.25 KODIAK (2-3/8 API-R, F/30K FLG) (uses 30K swivel)	\$4,015.93 C
400-2362	18-3.25 KODIAK (2-3/8 API-R, F/30K FLG) (uses 30K swivel)	\$4,716.05 C
<b>Reamer Assembly with Tab</b>		
400-2811	8-3.25 KODIAK(2-3/8API-R F/12K TAB)	\$1,987.59 C
400-2814	10-3.25 KODIAK(2-3/8API-R F/20K TAB)	\$2,586.15 C
400-2817	12-3.25 KODIAK(2-3/8API-R F/20K TAB)	\$3,022.38 C
400-2820	14-3.25 KODIAK(2-3/8API-R F/30K FLG)	\$3,572.66 C
400-2823	16-3.25 KODIAK(2-3/8API-R F/30K TAB)	\$4,413.59 C
400-2826	18-3.25 KODIAK(2-3/8API-R F/30K TAB)	\$5,113.71 C
<b>Reamer Assembly with Swivel Tab</b>		
400-2809	8-3.25 KODIAK(2-3/8API-R F/12K SW,TB)	\$2,196.40 C
400-2812	10-3.25 KODIAK(2-3/8API-R F/20K SW,TB)	\$2,871.81 C
400-2815	12-3.25 KODIAK(2-3/8API-R F/20K SW,TB)	\$3,308.04 C
400-2818	14-3.25 KODIAK(2-3/8API-R, F/30K SW,TB)	\$4,020.33 C
400-2821	16-3.25 KODIAK(2-3/8API-R F/30K SW,TB)	\$4,861.26 C
400-2824	18-3.25 KODIAK(2-3/8API-R F/30K SW,TB)	\$5,561.38 C
<b>Reamer Assembly with Swivel Clevis</b>		
400-2810	8-3.25 KODIAK(2-3/8API-R F/12K SW,CL)	\$2,293.14 C
400-2813	10-3.25 KODIAK(2-3/8API-R F/20K SW,CL)	\$3,010.85 C
400-2816	12-3.25 KODIAK(2-3/8API-R F/20K SW,CL)	\$3,447.08 C
400-2819	14-3.25 KODIAK(2-3/8API-R F/30K SW,CL)	\$4,088.79 C
400-2822	16-3.25 KODIAK(2-3/8API-R F/30K SW,CL)	\$4,929.72 C
400-2825	18-3.25 KODIAK(2-3/8API-R F/30K SW,CL)	\$5,629.84 C

Supersedes All Previous Price Lists---Prices Subject to Change Without Notice

The Charles Machine Works, Inc.; PO Box 66; Perry, OK 73077

(JT25 (highly regulated) - 308)



CONFIDENTIAL

JT25 (highly regulated)

**SUGGESTED PRICE LIST  
(F.O.B. PERRY, OKLAHOMA)**

Effective August 1, 2017

PART NO.	DESCRIPTION	MSRP (USD)
<b>BACKREAMER SWIVELS and TABS</b>		
<b>NOTE: Select appropriate option for HD Reamers</b>		
<b>Swivels</b>		
190-2360	12K SWIVEL KIT (12K TAB)	\$357.16 C
190-2359	12K SWIVEL KIT (12K CLEVIS)	\$453.90 C
190-2362	20K SWIVEL KIT (20K TAB)	\$457.05 C
190-2361	20K SWIVEL KIT (20K CLEVIS)	\$596.09 C
190-2364	30K SWIVEL KIT (30K TAB)	\$680.57 C
190-2363	30K SWIVEL KIT (30K CLEVIS)	\$749.03 C
300-1157	30K SWIVEL CLEVIS/TAB	\$1,537.33 C
300-1159	30K SWIVEL 40K SOC F/30K TAB	\$1,436.80 C
400-2559	SWIVEL (2 3/8 M API-R/20K TAB)	\$898.00 C
400-2558	SWIVEL (2 3/8 M API-R/20K CLEVIS)	\$950.00 C
400-2561	SWIVEL (2 3/8 M API-R/30K TAB)	\$1,500.00 C
400-2560	SWIVEL (2 3/8 M API-R/30K CLEVIS)	\$1,800.00 C
<b>Pull Tabs</b>		
400-2419	PULL TAB (2 3/8 M API-R/30K TAB)	\$189.00 C
400-583	PULL TAB 40K SOC M/30K M TAB	\$284.75 C
400-2554	PULL TAB (2 3/8 M API - R/20K TAB)	\$192.50 C
190-2613	12K TAB KIT	\$148.35 C
190-2614	20K TAB KIT	\$171.39 C
190-2615	30K TAB KIT	\$232.90 C
<b>CONNECTORS and ADAPTERS</b>		
908-4102	Adapter 2.375" API M to 350 SPLK II F	\$449.27 C
918-2407	ADAPTER ASSY, HAWKEYE 350 (P) / 2.38 API	\$323.07 C
918-2461	ADAPTER ASSM, HAWKEYE 350(M) x TAB	\$405.25 C
918-3054	ADAPTER ASSM, HAWKEYE 390(M) x TAB	\$422.50 C
908-4225	CONNECTOR 2.25-6EZ3 -F / 2.38 -M	\$262.25 C
906-2585	ADAPTER (TRIHAWK, M / 2-3/8 API-REG,M)	\$579.97 C
918-3024	CONNECTOR HAWKEYE 390-M / 2.38 REG-M	\$365.85 C
908-4103	Connector 2.12 LPT x 2.375	\$305.83 C
400-2570	CONNECTOR (2 3/8 M API-R/2 3/8 M API-R)	\$223.00 C
918-2488	REAMER COLLAR ASSM, HAWKEYE 350	\$425.25 C
918-3088	REAMER COLLAR ASSM, HAWKEYE 390	\$429.99 C



CONFIDENTIAL

JT25 (highly regulated)

**SUGGESTED PRICE LIST  
(F.O.B. PERRY, OKLAHOMA)**

Effective August 1, 2017

PART NO.	DESCRIPTION	MSRP (USD)
<b>PULLING ACCESSORIES</b>		
400-242	BIT PULL EYE ASSEMBLY	\$96.68 C
110-040	3/4" ANCHOR SHACKLE (7/8" PIN)	\$28.56 C
110-987	7/8" ANCHOR SHACKLE (1" PIN)	\$37.15 C
<b>Pulling Grip</b>		
185-917	PULLING GRIP (3/4"-1 1/4")	\$56.28 C
185-918	PULLING GRIP (1 1/4"-2")	\$58.04 C
185-919	PULLING GRIP (2"-2 3/4")	\$62.58 C
185-920	PULLING GRIP (2 3/4"-3 1/2")	\$67.66 C
185-921	PULLING GRIP (3 1/2"-4 1/4")	\$74.49 C
<b>Heavy Duty Pulling Grip</b>		
185-922	PULLING GRIP (3/4"-1 1/4")PLASTIC COATED	\$76.81 C
185-923	PULLING GRIP (1 1/4"-2")PLASTIC COATED	\$85.87 C
185-924	PULLING GRIP (2"-2 3/4")PLASTIC COATED	\$108.61 C
185-925	PULLING GRIP (2 3/4"-3 1/2")PLASTIC COAT	\$131.34 C
185-926	PULLING GRIP (3 1/2"-4 1/4")PLASTIC COAT	\$157.82 C
<b>Pulling Grip With Swivel</b>		
185-904	PULLING GRIP (1-1/4" TO 2") W / SWVL	\$86.97 C
185-906	PULLING GRIP (2" TO 2-3/4") W / SWVL	\$119.20 C
185-907	PULLING GRIP (2-3/4"TO 3-1/2") W / SWVL	\$135.75 C
185-913	PULLING GRIP (3-1/2"TO 4-1/4") W / SWVL	\$149.00 C
185-914	PULLING GRIP (4-1/4"TO 4-3/4") W / SWVL	\$166.66 C

**SPECIAL PAINT**

Special color charge is per each unit - specify color code. (If first time color order, please provide 2"x3" color chip.)

From the time of confirmation, any special paint order is non-cancelable and non-returnable.

Please allow 30 days from time of order to delivery.

Orders with less than 30 days from order to delivery are subject to applicable surcharge(s).

Prices do not include the application of special or branded paints; i.e.) DuPont, Sherwin-Williams, PPG, metallic or base coat / clear coat.

Charges do not include price of paint.

Call for Pricing A



CONFIDENTIAL

**JT30 (less regulated)**

**Changes since the July 1, 2017 price list:**

**Effective August 1, 2017**



CONFIDENTIAL

## JT30 (less regulated)

SUGGESTED PRICE LIST  
(F.O.B. PERRY, OKLAHOMA)

Effective August 1, 2017

PART NO.	DESCRIPTION	MSRP (USD)
----------	-------------	------------

**STANDARD UNIT**

The **Ditch Witch® JT30 Jet Trac®** drilling system is a self-contained, surface launched, fluid assisted, mechanical drilling system. The basic unit includes the following:

- Cummins QSB4.5 water cooled diesel engine (148 hp gross) EPA Tier 3, EU Stage IIIA Compliant
- Electrical Strike System (module and barriers)
- 2 post cylinder assist stake system (without auger flighting)
- Hydraulic drill pipe loader with automated controller
- Rack and Pinion drill frame and carriage
- Rubber tracks
- Tethered ground drive control
- Cold start kit
- Dual batteries
- Ship Kit - Includes the following:
  - Drill pipe wiper seal
  - Copper thread compound with brush
  - Tip cleaner set
  - Complete quick wrench set
  - Spray wand

If you select a standard machine configuration, you must also order the “shipped with” items listed below.

**BASIC UNIT**

<b>022-1138</b>	JT30 BASIC - CORE GROUP	\$163,859.85	T
	Shipped with: 350-4766 JT/ AT30 T3 POWER PACK	\$52,944.30	T
	270-6652 JT/AT30 T3 PROD DECAL KIT	\$51.33	C
	190-1749 AT/JT30 STANDARD SHIP KIT	\$1,476.92	C
	190-2019 JT30 PIPE BOX KIT (TALL) (pipe quantity = 48)	\$4,012.93	C
		\$222,345.33	

**OPERATOR'S STATION (Select one)**

350-4784	JT/AT30 CAB ASSEMBLY T3	\$24,522.02	T
----------	-------------------------	-------------	---

**DECAL KITS – JT30 (Select one)**

270-6652	JT/AT30 T3 PROD DECAL KIT	\$51.33	C
----------	---------------------------	---------	---

**TRANSLATION DECALS – (Select if translation needed)**

270-5728	JT30 / AT30 PROD DECAL KIT DU	\$55.56	C
270-5159	JT30 / AT30 PROD. DECAL KIT FR	\$55.56	C
270-5160	JT30 / AT30 PROD. DECAL KIT GR	\$55.56	C
270-5162	JT30 / AT30 PROD. DECAL KIT IT	\$55.56	C
270-5161	JT30 / AT30 PROD. DECAL KIT SP	\$55.56	C
270-7119	AT/JT30 T3 PROD ISO DECAL KIT	\$87.70	C
		\$143.26	C

**NOTE: ISO decals will be shipped with all translation decals and any basic unit shipped outside the United States.**



CONFIDENTIAL

JT30 (less regulated)

**SUGGESTED PRICE LIST  
(F.O.B. PERRY, OKLAHOMA)**

Effective August 1, 2017

PART NO.	DESCRIPTION	MSRP (USD)
<b>GROUND DRIVE CONTROLS (Select one)</b>		
350-4433	TETHER ASSY JT30 / AT30	\$1,153.60 T
<b>ANCHOR SYSTEM (Select Standard or Rock)</b>		
<b>Standard –</b>		
300-3665	ANCHOR SHAFT 2 required	\$1,067.05 C
300-3673	ANCHOR END, AUGER, 10" 2 required	\$585.65 C
329-506	CENTERING CAP 2 required	\$296.04 C
		\$3,897.48 C
<b>Rock –</b>		
300-3676	ANCHOR SHAFT with replaceable bits 2 required	\$1,081.21 C
300-4040	ROCK BIT ASSEMBLY 2 required	\$686.87 C
300-3693	CENTERING CAP 2 required	\$316.64 C
		\$4,169.44 C
<b>ORANGE INTEL™ OPTIONS (Select one)</b>		
350-5370	GPS ONLY FOR TELEMATICS READY	\$530.00 D
350-5372	TELEMATICS	\$1,199.05 D
<b>Note: Equipment Registration Activates GPS and Telematics Boxes</b>		
<b>ORANGE INTEL™ SERVICE PLAN OPTIONS (Optional)</b>		
240-1118	1 Year Data Service Plan GPS ONLY	\$299.40 A
240-1117	1 Year Data Service Plan Telematics	\$359.40 A
<b>Note: Sold in One Year Increments</b>		
<b>ACCESSORIES</b>		
149-973	SPLIT ROD WIPER 1.75" ID	\$94.25 C
100-794	GROUNDING KIT (Required if not using anchor system)	\$942.05 C
100-074	STRIKE MAT KIT (Required when hand loading pipe)	\$605.52 C
190-2680	UMBRELLA KIT	\$439.80 C
190-1300	JT20/JT30/AT30 HEATED HOSE KIT	\$439.80 C
190-2018	JT30 PIPE BOX KIT (SHORT) (pipe quantity = 24)	\$2,910.89 C
190-2139	JT25/JT30/AT30 LRC UPTIME KIT	\$885.00 B
<b>ENVIRONMENTAL HYDRAULIC OIL</b>		
256-030	ENVIROMENTAL HYD OIL (MOBILE) 38 required	\$49.53 \$1,882.14 A
274-672	ENVIRO HYDRAULIC RESERVOIR	\$7.43 C
702-672	ENVIRO HYDRAULIC RESERVOIR FR	\$15.50 C
704-672	ENVIRO HYDRAULIC RESERVOIR GR	\$15.50 C
710-672	ENVIRO HYDRAULIC RESERVOIR IT	\$15.50 C
706-672	ENVIRO HYDRAULIC RESERVOIR SP	\$15.50 C
<b>TRACKING ELECTRONICS / DrillLok™</b>		
<b>See Ditch Witch® Electronics Price List</b>		



CONFIDENTIAL

JT30 (less regulated)

**SUGGESTED PRICE LIST  
(F.O.B. PERRY, OKLAHOMA)**

Effective August 1, 2017

PART NO.	DESCRIPTION	MSRP (USD)
<b>DOWNHOLE TOOLS</b>		
<b>DRILL PIPE</b>		
355-1111	JT30 PP HD FM 2.38 X 2.75 2.11-4 3M	each \$359.00 D
	Shipped with: 350-5107 JT30 DITCH WITCH PIPE ACCESSORIES	\$2,238.39 T
355-1094	POWER PIPE HD UL 2.38 X 2.75 2.11-4 3M	each \$325.00 D
	Shipped with: 350-5107 JT30 DITCH WITCH PIPE ACCESSORIES	\$2,238.39 T
355-1118	HIWS1 PIPE 2.38 X 2.63 #600 10'	each \$345.00 D
	Shipped with: 350-2647 JT30 PPF ACCESSORIES	\$2,238.39 T
355-1244	JT25/30 DW FORGED HD 2.38X2.75 2.11-4 3M	each \$379.00 D
	Shipped with: 350-5107 JT30 DITCH WITCH PIPE ACCESSORIES	\$2,238.39 T
<b>QUICK CONNECT SYSTEMS</b>		
<b>EZ CONNECT</b>		
400-1505	E Z CONNECT 3 (2.11-4)	\$850.00 C
400-2251	EZ-CON ASS'Y (600M / 2.25-6M EZ3)	\$798.00 C
<b>HAWKEYE™</b>		
918-2455	Starter Rod Hawkeye 350-F / 2.11-4-M	\$490.61 C
918-2493	Start Rod HWKEYE 350-F/2.11-4-M (L)	\$670.79 C
918-2489	STRTR RD HKEYE350(B) X #600(P) (JT25/30)	\$635.79 C
<b>All shipped with:</b>		
	918-2439 Collar Hawkeye 350	\$154.10 C
918-3049	Starter Rod Hawkeye 390-F / 2.11-4-M	\$542.80 C
918-3091	Start Rod HWKEYE 390-F/2.11-4-M (L)	\$828.11 C
<b>Both shipped with:</b>		
	918-3029 Collar Hawkeye 390	\$182.81 C
<b>SPLINELOK®</b>		
908-4276	Starter Rod Assm SPKII350-M / 2.11-4-M	\$836.93 C
908-4312	Start Rod Assm SPKII350-M / 2.11-4-M (L)	\$979.25 C
<b>TRANSITION SUBS</b>		
400-2191	TRANSITION SUB 2.11 M / 2.38 M API-R	\$599.00 C
400-2244	TRANSITION SUB (600M / 2-3/8M API-REG)	\$609.00 C
400-2249	TRANSITION SUB (600M / 2.125F LPT)	\$579.00 C
<b>BEACON HOUSING</b>		
908-4080	3.25" PWRHOUSE HD/6H-16MM/DW/2-3/8" REG	\$1,255.00 C
906-2654	3.5" TriHwk HD HSG HF / 86B / 2.38 Reg	\$3,229.61 C
908-4290	ASSY, 3.75 UNIVERSAL HOUSING	\$3,099.79 C

**SUGGESTED PRICE LIST**  
**(F.O.B. PERRY, OKLAHOMA)**

Effective August 1, 2017

PART NO.	DESCRIPTION	MSRP (USD)
----------	-------------	------------

**DRILL BITS**

	5	6/16	75	10
Bit Width	Hole Qty.	Bolt Size	Thickness	Bend Angle
4" (102 mm)	6	16	.75" (13mm)	00
4.5" (114 mm)				10
5" (127 mm)				
5.5" (140 mm)				
6" (152 mm)				
6.4" (162 mm)				
6.5" (165 mm)				

**6 HOLE BITS**

**Baracuda Bit**

400-1587 4-6/16-75-10 CUDA BIT \$155.53 C

**Claw Bit**

400-1671 4-6/16-1-10 CLAW BIT \$215.00 C

400-1673 5-6/16-1-10 CLAW BIT \$230.36 C

**Hard Surface Bit**

400-1649 4-6/16-75-10 HARD SURFACE BIT \$85.49 C

400-1651 5-6/16-1-10 HARD SURFACE BIT \$117.42 C

400-1655 6-6/16-1-10 HARD SURFACE BIT \$129.00 C

**Sand Bit**

400-1657 4-6/16-75-10 SAND BIT \$117.89 C

400-1659 5-6/16-1-10 SAND BIT \$147.29 C

**Sewer Bit**

368-144 5.5-6/16-75-00 SEWER BIT \$230.00 C

**Steep Taper Bit**

400-217 4.5-6/16-75-00 STEEP BIT \$143.54 C

400-170 4.5-6/16-75-10 STEEP BIT \$160.00 C

369-183 5-6/16-75-00 STEEP BIT \$165.00 C

369-466 5-6/16-75-10 STEEP BIT \$160.68 C

369-179 6.4-6/16-75-00 STEEP BIT \$166.04 C

369-467 6.4-6/16-75-10 STEEP BIT \$171.39 C

**Steep Taper Tuff Bit**

400-122 4-6/16-75-10 ST TUFF BIT \$389.00 C

400-124 5-6/16-75-10 ST TUFF BIT \$485.00 C

**Tornado Bit**

400-1933 4.5-6/16-75-10 TORNADO BIT \$265.00 C

400-1935 5-6/16-75-10 TORNADO BIT \$275.39 C

400-1937 6.5-6/16-75-10 TORNADO BIT \$293.68 C

**Tuff Bit**

400-172 4.5-6/16-75-10 TUFF BIT \$257.00 C

369-735 5-6/16-75-10 TUFF BIT \$279.00 C

369-737 6.5-6/16-75-10 TUFF BIT \$285.00 C





CONFIDENTIAL

JT30 (less regulated)

**SUGGESTED PRICE LIST  
(F.O.B. PERRY, OKLAHOMA)**

Effective August 1, 2017

PART NO.	DESCRIPTION	MSRP (USD)
<b>DRILL BITS (Continued)</b>		
<b>TRIHAWK BITS</b>		
906-2426	TRIHAWK I / 5.12 / 3.5 HSG / 24-40K DRL	\$3,709.77 C
906-2519	TriHawk III / 5.5 / 3.5 HSG / 24-40K Drll	\$2,606.65 C
906-2530	TriHawk IV / 5.5 / 3.5 HSG / 24-40K Drlls	\$2,451.92 C
906-2571	TriHawk V / 4.8 / 3.5 HSG / 24-40K Drlls	\$1,810.81 C
906-2627	Trihawk I Pullback Assembly 16-40k	\$119.00 C
906-2523	Trihk III Pull Back Tooth Kit 24-40K Lbs	\$74.80 C
906-2625	Trihawk V Pullback Ass'y 24-40k Drills	\$125.00 C
906-2697	3.5" TriHawk Drt Bit Adapter/ DW6 / M16	\$596.76 C
906-2698	3.5" TriHawk Drt Bit Adapter/ DW6 / M20	\$727.25 C
906-2712	Reamer Assm, 24-40k Trihawk	\$895.83 C
<b>DRILLING BITS</b>		
400-3035	RHINO ROCK BIT ASS'Y (4.6-6-16MM)	\$2,965.41 C
<b>BACKREAMERS</b>		
<b>BEAVERTAIL HD 2-3/8</b>		
<b>NOTE: Select appropriate thread-in option below.</b>		
<b>2.75" Shaft</b>		
400-2974	6-2.75 BVT RMR (2-3/8 API-R, F/20K TAB)	\$1,353.38 C
<b>3.25" Shaft</b>		
400-2381	8-3.25 BVT RMR (2-3/8 API-R, F/F)	\$1,225.00 C
400-2382	10-3.25 BVT RMR (2-3/8 API-R, F/F)	\$1,357.99 C
400-2383	12-3.25 BVT RMR (2-3/8 API-R, F/F)	\$1,475.00 C
400-2384	14-3.25 BVT RMR (2-3/8 API-R, F/F)	\$1,705.93 C
400-2385	16-3.25 BVT RMR (2-3/8 API-R, F/F)	\$1,823.38 C
400-2386	18-3.25 BVT RMR (2-3/8 API-R, F/F)	\$2,151.70 C
400-2387	20-3.25 BVT RMR (2-3/8 API-R, F/F)	\$2,375.00 C
400-2388	24-3.25 BVT RMR (2-3/8 API-R, F/F)	\$2,675.00 C
<b>SANDHOG HD 2-3/8</b>		
<b>NOTE: Select appropriate thread-in option below.</b>		
<b>3.25" Shaft</b>		
400-2968	6-4 SANDHOG (2-3/8 API-R / 20K TAB)	\$1,845.56 C
400-2969	8-6 SANDHOG (2-3/8" API-R / 30K TAB)	\$1,722.34 C
400-2970	10-8 SANDHOG (2-3/8" API-R / 30K TAB)	\$2,327.04 C
400-2971	12-10 SANDHOG (2-3/8" API-R / 30K TAB)	\$2,743.54 C
<b>EZ BACKREAMERS</b>		
<b>2.25" Shaft</b>		
400-2699	6" 2.25-6 KODIAK EZ REAMER ASSEMBLY	\$899.18 C
400-2700	8" 2.25-6 KODIAK EZ REAMER ASSEMBLY	\$1,225.14 C

**SUGGESTED PRICE LIST  
(F.O.B. PERRY, OKLAHOMA)**

Effective August 1, 2017

PART NO.	DESCRIPTION	MSRP (USD)
<b>WARTHOG™ HD 2-3/8</b>		
<b>NOTE: Select appropriate thread-in option below.</b>		
<b>3.25" Shaft</b>		
400-2349	8" - 3.25" WARTHOG HD (2 3/8" API-R F-F)	\$1,273.50 C
400-2350	10" - 3.25" WARTHOG HD (2 3/8" API-R F-F)	\$1,655.00 C
400-2351	12" - 3.25" WARTHOG HD (2 3/8" API-R F-F)	\$1,751.02 C
400-2352	14" - 3.25" WARTHOG HD (2 3/8" API-R F-F)	\$1,986.55 C
400-2353	16" - 3.25" WARTHOG HD (2 3/8" API-R F-F)	\$2,100.00 C
400-2354	18" - 3.25" WARTHOG HD (2 3/8" API-R F-F)	\$2,599.45 C
400-2355	20" - 3.25" WARTHOG HD (2 3/8" API-R F-F)	\$2,790.00 C
400-2356	24" - 3.25" WARTHOG HD (2 3/8" API-R F-F)	\$3,250.00 C
<b>FLUTED HD 2-3/8</b>		
<b>3.25" Shaft</b>		
<b>Reamer Only</b>		
400-2683	6.5-3.25 FLUTED HD(2-3/8 API-R,F/20K FLG)	\$975.00 C
400-2396	8-3.25 FLUTED HD (2 3/8 API-R,F/20K FLG)	\$1,240.00 C
400-2397	10-3.25 FLUTED HD (2 3/8 API-R,F/20K FLG)	\$1,888.70 C
400-2398	12-3.25 FLUTED HD (2 3/8 API-R,F/30K FLG)	\$2,588.89 C
400-2399	14-3.25 FLUTED HD (2 3/8 API-R,F/30K FLG)	\$3,295.57 C
400-2400	16-3.25 FLUTED HD (2 3/8 API-R,F/30K FLG)	\$3,986.54 C
400-2401	18-3.25 FLUTED HD (2 3/8 API-R,F/30K FLG)	\$4,329.49 C
<b>Reamer Assembly with Tab</b>		
400-2901	6.5-3.25 FLUTED(2 3/8API-R F/20K TAB)	\$1,311.15 C
400-2904	8-3.25 FLUTED(2-3/8API-R F/20K TAB)	\$1,576.15 C
400-2907	10-3.25 FLUTED(2-3/8API-R F/20K TAB)	\$2,224.85 C
400-2910	12-3.25 FLUTED(2-3/8API-R F/30K TAB)	\$2,986.55 C
400-2913	14-3.25 FLUTED(2-3/8API-R F/30K TAB)	\$3,693.23 C
400-2916	16-3.25 FLUTED(2-3/8API-R F/30K TAB)	\$4,384.20 C
400-2919	18-3.25 FLUTED(2-3/8API-R F/30K TAB)	\$4,727.15 C
<b>Reamer Assembly with Swivel Tab</b>		
400-2899	6.5-3.25 FLUTED(2 3/8API-R F/20K SW,TB)	\$1,596.81 C
400-2902	8-3.25 FLUTED(2 3/8API-R F/20K SW,TB)	\$1,861.81 C
400-2905	10-3.25 FLUTED(2-3/8API-R F/20K SW,TB)	\$2,510.51 C
400-2908	12-3.25 FLUTED(2-3/8API-R F/30K SW,TB)	\$3,434.22 C
400-2911	14-3.25 FLUTED(2-3/8API-R F/30K SW,TB)	\$4,140.90 C
400-2914	16-3.25 FLUTED(2-3/8API-R F/30K SW,TB)	\$4,831.87 C
400-2917	18-3.25 FLUTED(2-3/8API-R F/30K SW,TB)	\$5,174.82 C
<b>Reamer Assembly with Swivel Clevis</b>		
400-2900	6.5-3.25 FLUTED(2 3/8API-R F/20K SW,CL)	\$1,735.85 C
400-2903	8-3.25 FLUTED(2-3/8API-R F/20K SW,CL)	\$2,000.85 C
400-2906	10-3.25 FLUTED(2-3/8API-R F/20K SW,CL)	\$2,649.55 C
400-2909	12-3.25 FLUTED(2-3/8API-R F/30K SW,CL)	\$3,502.68 C
400-2912	14-3.25 FLUTED(2-3/8API-R F/30K SW,CL)	\$4,209.36 C
400-2915	16-3.25 FLUTED(2-3/8API-R F/30K SW,CL)	\$4,900.33 C
400-2918	18-3.25 FLUTED(2-3/8API-R F/30K SW,CL)	\$5,243.28 C



CONFIDENTIAL

JT30 (less regulated)

**SUGGESTED PRICE LIST  
(F.O.B. PERRY, OKLAHOMA)**

Effective August 1, 2017

PART NO.	DESCRIPTION	MSRP (USD)
<b>KODIAK™ HD 2-3/8</b>		
<b>3.25" Shaft</b>		
<b>Reamer Only</b>		
<b>NOTE: Select appropriate swivel kit option below.</b>		
400-2357	8-3.25 KODIAK (2-3/8 API-R, F/12K FLG) (uses 12K swivel)	\$1,674.48 C
400-2358	10-3.25 KODIAK (2-3/8 API-R, F/20K FLG) (uses 20K swivel)	\$2,250.00 C
400-2359	12-3.25 KODIAK (2-3/8 API-R, F/20K FLG) (uses 20K swivel)	\$2,686.23 C
400-2360	14-3.25 KODIAK (2-3/8 API-R, F/30K FLG) (uses 30K swivel)	\$3,175.00 C
400-2361	16-3.25 KODIAK (2-3/8 API-R, F/30K FLG) (uses 30K swivel)	\$4,015.93 C
400-2362	18-3.25 KODIAK (2-3/8 API-R, F/30K FLG) (uses 30K swivel)	\$4,716.05 C
<b>Reamer Assembly with Tab</b>		
400-2811	8-3.25 KODIAK(2-3/8API-R F/12K TAB)	\$1,987.59 C
400-2814	10-3.25 KODIAK(2-3/8API-R F/20K TAB)	\$2,586.15 C
400-2817	12-3.25 KODIAK(2-3/8API-R F/20K TAB)	\$3,022.38 C
400-2820	14-3.25 KODIAK(2-3/8API-R F/30K FLG)	\$3,572.66 C
400-2823	16-3.25 KODIAK(2-3/8API-R F/30K TAB)	\$4,413.59 C
400-2826	18-3.25 KODIAK(2-3/8API-R F/30K TAB)	\$5,113.71 C
<b>Reamer Assembly with Swivel Tab</b>		
400-2809	8-3.25 KODIAK(2-3/8API-R F/12K SW,TB)	\$2,196.40 C
400-2812	10-3.25 KODIAK(2-3/8API-R F/20K SW,TB)	\$2,871.81 C
400-2815	12-3.25 KODIAK(2-3/8API-R F/20K SW,TB)	\$3,308.04 C
400-2818	14-3.25 KODIAK(2-3/8API-R, F/30K SW,TB)	\$4,020.33 C
400-2821	16-3.25 KODIAK(2-3/8API-R F/30K SW,TB)	\$4,861.26 C
400-2824	18-3.25 KODIAK(2-3/8API-R F/30K SW,TB)	\$5,561.38 C
<b>Reamer Assembly with Swivel Clevis</b>		
400-2810	8-3.25 KODIAK(2-3/8API-R F/12K SW,CL)	\$2,293.14 C
400-2813	10-3.25 KODIAK(2-3/8API-R F/20K SW,CL)	\$3,010.85 C
400-2816	12-3.25 KODIAK(2-3/8API-R F/20K SW,CL)	\$3,447.08 C
400-2819	14-3.25 KODIAK(2-3/8API-R F/30K SW,CL)	\$4,088.79 C
400-2822	16-3.25 KODIAK(2-3/8API-R F/30K SW,CL)	\$4,929.72 C
400-2825	18-3.25 KODIAK(2-3/8API-R F/30K SW,CL)	\$5,629.84 C
<b>BACKREAMER SWIVELS and TABS</b>		
<b>NOTE: Select appropriate option for HD Reamers</b>		
<b>Swivels</b>		
190-2360	12K SWIVEL KIT (12K TAB)	\$357.16 C
190-2359	12K SWIVEL KIT (12K CLEVIS)	\$453.90 C
190-2362	20K SWIVEL KIT (20K TAB)	\$457.05 C
190-2361	20K SWIVEL KIT (20K CLEVIS)	\$596.09 C
190-2364	30K SWIVEL KIT (30K TAB)	\$680.57 C
190-2363	30K SWIVEL KIT (30K CLEVIS)	\$749.03 C
300-1159	30K SWIVEL 40K SOC F/30K TAB	\$1,436.80 C
300-1157	30K SWIVEL CLEVIS/TAB	\$1,537.33 C
400-2559	SWIVEL (2 3/8 M API-R/20K TAB)	\$898.00 C
400-2558	SWIVEL (2 3/8 M API-R/20K CLEVIS)	\$950.00 C
400-2561	SWIVEL (2 3/8 M API-R/30K TAB)	\$1,500.00 C
400-2560	SWIVEL (2 3/8 M API-R/30K CLEVIS)	\$1,800.00 C

**SUGGESTED PRICE LIST  
(F.O.B. PERRY, OKLAHOMA)**

Effective August 1, 2017

PART NO.	DESCRIPTION	MSRP (USD)
<b>BACKREAMER SWIVELS and TABS (Continued)</b>		
<b>NOTE: Select appropriate option for HD Reamers</b>		
<b>Pull Tabs</b>		
400-583	PULL TAB 40K SOC M/30K M TAB	\$284.75 C
400-2419	PULL TAB (2 3/8 M API-R/30K TAB)	\$189.00 C
400-2554	PULL TAB (2 3/8 M API - R/20K TAB)	\$192.50 C
190-2613	12K TAB KIT	\$148.35 C
190-2614	20K TAB KIT	\$171.39 C
190-2615	30K TAB KIT	\$232.90 C
<b>CONNECTORS and ADAPTERS</b>		
908-4102	Adapter 2.375" API M to 350 SPLK II F	\$449.27 C
918-2407	ADAPTER ASSY, HAWKEYE 350 (P) / 2.38 API	\$323.07 C
918-2461	ADAPTER ASSM, HAWKEYE 350(M) x TAB	\$405.25 C
918-3054	ADAPTER ASSM, HAWKEYE 390(M) x TAB	\$422.50 C
908-4225	CONNECTOR 2.25-6EZ3 -F / 2.38 -M	\$262.25 C
906-2585	ADAPTER (TRIHAWK, M / 2-3/8 API-REG,M)	\$579.97 C
908-4269	Connector SPLKII 350 -F / 2.59-4 -M	\$477.54 C
918-3024	CONNECTOR HAWKEYE 390-M / 2.38 REG-M	\$365.85 C
400-2570	CONNECTOR (2 3/8 M API-R/2 3/8 M API-R)	\$223.00 C
918-2488	REAMER COLLAR ASSM, HAWKEYE 350	\$425.25 C
918-3088	REAMER COLLAR ASSM, HAWKEYE 390	\$429.99 C
<b>PULLING ACCESSORIES</b>		
400-242	BIT PULL EYE ASSEMBLY	\$96.68 C
110-040	3/4" ANCHOR SHACKLE (7/8" PIN)	\$28.56 C
110-987	7/8" ANCHOR SHACKLE (1" PIN)	\$37.15 C
<b>Pulling Grip</b>		
185-917	PULLING GRIP (3/4"-1 1/4")	\$56.28 C
185-918	PULLING GRIP (1 1/4"-2")	\$58.04 C
185-919	PULLING GRIP (2"-2 3/4")	\$62.58 C
185-920	PULLING GRIP (2 3/4"-3 1/2")	\$67.66 C
185-921	PULLING GRIP (3 1/2"-4 1/4")	\$74.49 C
<b>Heavy Duty Pulling Grip</b>		
185-922	PULLING GRIP (3/4"-1 1/4")PLASTIC COATED	\$76.81 C
185-923	PULLING GRIP (1 1/4"-2")PLASTIC COATED	\$85.87 C
185-924	PULLING GRIP (2"-2 3/4")PLASTIC COATED	\$108.61 C
185-925	PULLING GRIP (2 3/4"-3 1/2")PLASTIC COAT	\$131.34 C
185-926	PULLING GRIP (3 1/2"-4 1/4")PLASTIC COAT	\$157.82 C
<b>Pulling Grip With Swivel</b>		
185-904	PULLING GRIP (1-1/4" TO 2") W / SWVL	\$86.97 C
185-906	PULLING GRIP (2" TO 2-3/4") W / SWVL	\$119.20 C
185-907	PULLING GRIP (2-3/4"TO 3-1/2") W / SWVL	\$135.75 C
185-913	PULLING GRIP (3-1/2"TO 4-1/4") W / SWVL	\$149.00 C
185-914	PULLING GRIP (4-1/4"TO 4-3/4") W / SWVL	\$166.66 C



CONFIDENTIAL

JT30 (less regulated)

**SUGGESTED PRICE LIST  
(F.O.B. PERRY, OKLAHOMA)**

**Effective August 1, 2017**

PART NO.	DESCRIPTION	MSRP (USD)
----------	-------------	------------

**SPECIAL PAINT**

Special color charge is per each unit - specify color code. (If first time color order, please provide 2"x3" color chip.)

From the time of confirmation, any special paint order is non-cancelable and non-returnable.

Please allow 30 days from time of order to delivery.

Orders with less than 30 days from order to delivery are subject to applicable surcharge(s).

Prices do not include the application of special or branded paints; i.e.) DuPont, Sherwin-Williams, PPG, metallic or base coat / clear coat.

Charges do not include price of paint.

Call for Pricing A



CONFIDENTIAL

**JT30 (highly regulated)**

Changes since the July 1, 2017 price list:

Effective August 1, 2017



CONFIDENTIAL

JT30 (highly regulated)

**SUGGESTED PRICE LIST  
(F.O.B. PERRY, OKLAHOMA)**

Effective August 1, 2017

PART NO.	DESCRIPTION	MSRP (USD)
----------	-------------	------------

**STANDARD UNIT**

The **Ditch Witch® JT30 Jet Trac®** drilling system is a self-contained, surface launched, fluid assisted, mechanical drilling system. The basic unit includes the following:

- Cummins QSB4.5 water cooled diesel engine (160 hp gross) EPA Tier 4, EU Stage IV Compliant
- Electrical Strike System (module and barriers)
- 2 post cylinder assist stake system (without auger flighting)
- Hydraulic drill pipe loader with automated controller
- Rack and Pinion drill frame and carriage
- Rubber tracks
- Tethered ground drive control
- Cold start kit
- Dual batteries
- Telematics
- Ship Kit - Includes the following:
  - Drill pipe wiper seal
  - Copper thread compound with brush
  - Tip cleaner set
  - Complete quick wrench set
  - Spray wand

If you select a standard machine configuration, you must also order the “shipped with” items listed below.

**JT30 STANDARD #1**

**JT30A-1** Base Unit: Hi Reg, No Cab - Includes:

022-1138 JT30 BASIC - CORE GROUP  
350-4519 JT/ AT30 T4 POWER PACK  
270-6627 JT/AT30 T4 PRODUCTION DECAL KIT  
350-5107 JT30 DITCH WITCH PIPE ACCESSORIES  
350-4587 JT30 / AT30 NO CAB ASSEMBLY T4F  
350-4433 TETHER ASSY JT30 / AT30

**Total \$246,809.85 T****JT30 STANDARD #2**

**JT30A-2** Base Unit: Hi Reg, With Cab - Includes:

022-1138 JT30 BASIC - CORE GROUP  
350-4519 JT/ AT30 T4 POWER PACK  
270-6627 JT/AT30 T4 PRODUCTION DECAL KIT  
350-5107 JT30 DITCH WITCH PIPE ACCESSORIES  
350-4566 JT/AT30 CAB ASSEMBLY T4  
350-4433 TETHER ASSY JT30 / AT30

**Total \$268,859.85 T**



CONFIDENTIAL

JT30 (highly regulated)

**SUGGESTED PRICE LIST  
(F.O.B. PERRY, OKLAHOMA)**

Effective August 1, 2017

PART NO.	DESCRIPTION	MSRP (USD)	
<b>BASIC UNIT</b>			
<b>022-1138</b>	JT30 BASIC - CORE GROUP	\$163,859.85	T
	Shipped with: 350-4519 JT/ AT30 T4 POWER PACK	\$74,675.00	T
	270-6627 JT/AT30 T4 PRODUCTION DECAL KIT	\$52.95	C
	190-1749 AT/JT30 STANDARD SHIP KIT	\$1,476.92	C
	190-2019 JT30 PIPE BOX KIT (TALL) (pipe quantity = 48)	\$4,012.93	C
		\$244,077.65	
<b>OPERATOR'S STATION (Select one)</b>			
350-4587	JT30 / AT30 NO CAB ASSEMBLY T4F	\$3,399.00	T
350-4566	JT/AT30 CAB ASSEMBLY T4	\$25,235.00	T
<b>DECAL KITS – JT30 (Select one)</b>			
270-6627	JT/AT30 T4 PRODUCTION DECAL KIT	\$52.95	C
270-6675	AT/JT30 T4F ISO DECAL KIT	\$38.33	C
<b>NOTE: ISO decals will be shipped with all translation decals and any basic unit shipped outside the United States.</b>			
<b>GROUND DRIVE CONTROLS (Select one)</b>			
350-4433	TETHER ASSY JT30 / AT30	\$1,153.60	T
350-4421	REMOTE CONTROL GROUP	\$2,183.60	T
<b>ANCHOR SYSTEM (Select Standard or Rock)</b>			
<b>Standard –</b>			
300-3665	ANCHOR SHAFT	2 required \$1,067.05	C
300-3673	ANCHOR END, AUGER, 10"	2 required \$585.65	C
329-506	CENTERING CAP	2 required \$296.04	C
		\$3,897.48	C
<b>Rock –</b>			
300-3676	ANCHOR SHAFT with replaceable bits	2 required \$1,081.21	C
300-4040	ROCK BIT ASSEMBLY	2 required \$686.87	C
300-3693	CENTERING CAP	2 required \$316.64	C
		\$4,169.44	C
<b>ACCESSORIES</b>			
149-973	SPLIT ROD WIPER 1.75" ID	\$94.25	C
100-794	GROUNDING KIT (Required if not using anchor system)	\$942.05	C
100-074	STRIKE MAT KIT (Required when hand loading pipe)	\$605.52	C
190-2680	UMBRELLA KIT (Required if not ordering cab option)	\$439.80	C
190-1300	JT20/JT30/AT30 HEATED HOSE KIT	\$439.80	C
190-2018	JT30 PIPE BOX KIT (SHORT) (pipe quantity = 24)	\$2,910.89	C
190-2138	JT25/JT30/AT30 T4F UPTIME KIT	\$955.00	B

Supersedes All Previous Price Lists---Prices Subject to Change Without Notice

The Charles Machine Works, Inc.; PO Box 66; Perry, OK 73077

(JT30 (highly regulated) - 323)





CONFIDENTIAL

JT30 (highly regulated)

**SUGGESTED PRICE LIST  
(F.O.B. PERRY, OKLAHOMA)**

Effective August 1, 2017

PART NO.	DESCRIPTION	MSRP (USD)
<b>ENVIRONMENTAL HYDRAULIC OIL</b>		
256-030	ENVIROMENTAL HYD OIL (MOBILE)	38 required \$49.53 \$1,882.14 A
274-672	ENVIRO HYDRAULIC RESERVOIR	\$7.43 C
702-672	ENVIRO HYDRAULIC RESERVOIR FR	\$15.50 C
704-672	ENVIRO HYDRAULIC RESERVOIR GR	\$15.50 C
710-672	ENVIRO HYDRAULIC RESERVOIR IT	\$15.50 C
706-672	ENVIRO HYDRAULIC RESERVOIR SP	\$15.50 C
<b>TRACKING ELECTRONICS / DrillLok™</b>		
See Ditch Witch® Electronics Price List		
<b>DOWNHOLE TOOLS</b>		
<b>DRILL PIPE</b>		
355-1111	JT30 PP HD FM 2.38 X 2.75 2.11-4 3M	each \$359.00 D
	Shipped with: 350-5107 JT30 DITCH WITCH PIPE ACCESSORIES	\$2,238.39 T
355-1094	POWER PIPE HD UL 2.38 X 2.75 2.11-4 3M	each \$325.00 D
	Shipped with: 350-5107 JT30 DITCH WITCH PIPE ACCESSORIES	\$2,238.39 T
355-1118	HIWS1 PIPE 2.38 X 2.63 #600 10'	each \$345.00 D
	Shipped with: 350-2647 JT30 PPF ACCESSORIES	\$2,238.39 T
355-1244	JT25/30 DW FORGED HD 2.38X2.75 2.11-4 3M	each \$379.00 D
	Shipped with: 350-5107 JT30 DITCH WITCH PIPE ACCESSORIES	\$2,238.39 T
<b>QUICK CONNECT SYSTEMS</b>		
<b>EZ CONNECT</b>		
400-1505	E Z CONNECT 3 (2.11-4)	\$850.00 C
400-2251	EZ-CON ASS'Y (600M / 2.25-6M EZ3)	\$798.00 C
<b>HAWKEYE™</b>		
918-2455	Starter Rod Hawkeye 350-F / 2.11-4-M	\$490.61 C
918-2493	Start Rod HWKEYE 350-F/2.11-4-M (L)	\$670.79 C
918-2489	STRTR RD HKEYE350(B) X #600(P) (JT25/30)	\$635.79 C
<b>All shipped with:</b>		
	918-2439 Collar Hawkeye 350	\$154.10 C
918-3049	Starter Rod Hawkeye 390-F / 2.11-4-M	\$542.80 C
918-3091	Start Rod HWKEYE 390-F/2.11-4-M (L)	\$828.11 C
<b>Both shipped with:</b>		
	918-3029 Collar Hawkeye 390	\$182.81 C
<b>SPLINELOK®</b>		
908-4276	Starter Rod Assm SPKII350-M / 2.11-4-M	\$836.93 C
908-4312	Start Rod Assm SPKII350-M / 2.11-4-M (L)	\$979.25 C

Supersedes All Previous Price Lists---Prices Subject to Change Without Notice

The Charles Machine Works, Inc.; PO Box 66; Perry, OK 73077

(JT30 (highly regulated) - 324)

**SUGGESTED PRICE LIST  
(F.O.B. PERRY, OKLAHOMA)**

Effective August 1, 2017

PART NO.	DESCRIPTION	MSRP (USD)
----------	-------------	------------

**TRANSITION SUBS**

400-2191	TRANSITION SUB 2.11 M / 2.38 M API-R	\$599.00 C
400-2244	TRANSITION SUB (600M / 2-3/8M API-REG)	\$609.00 C
400-2249	TRANSITION SUB (600M / 2.125F LPT)	\$579.00 C

**BEACON HOUSING**

908-4080	3.25" PWRHOUSE HD/6H-16MM/DW/2-3/8" REG	\$1,255.00 C
906-2654	3.5" TriHwk HD HSG HF / 86B / 2.38 Reg	\$3,229.61 C
908-4290	ASSY, 3.75 UNIVERSAL HOUSING	\$3,099.79 C

**DRILL BITS**

	5	6/16	75	10
Bit Width	Hole Qty.	Bolt Size	Thickness	Bend Angle
4" (102 mm)	6	16	.75" (13mm)	00
4.5" (114 mm)				10
5" (127 mm)				
5.5" (140 mm)				
6" (152 mm)				
6.4" (162 mm)				
6.5" (165 mm)				

**6 HOLE BITS****Baracuda Bit**

400-1587	4-6/16-75-10 CUDA BIT	\$155.53 C
----------	-----------------------	------------

**Claw Bit**

400-1671	4-6/16-1-10 CLAW BIT	\$215.00 C
400-1673	5-6/16-1-10 CLAW BIT	\$230.36 C

**Hard Surface Bit**

400-1649	4-6/16-75-10 HARD SURFACE BIT	\$85.49 C
400-1651	5-6/16-1-10 HARD SURFACE BIT	\$117.42 C
400-1655	6-6/16-1-10 HARD SURFACE BIT	\$129.00 C

**Sand Bit**

400-1657	4-6/16-75-10 SAND BIT	\$117.89 C
400-1659	5-6/16-1-10 SAND BIT	\$147.29 C

**Sewer Bit**

368-144	5.5-6/16-75-00 SEWER BIT	\$230.00 C
---------	--------------------------	------------

**Steep Taper Bit**

400-217	4.5-6/16-75-00 STEEP BIT	\$143.54 C
400-170	4.5-6/16-75-10 STEEP BIT	\$160.00 C
369-183	5-6/16-75-00 STEEP BIT	\$165.00 C
369-466	5-6/16-75-10 STEEP BIT	\$160.68 C
369-179	6.4-6/16-75-00 STEEP BIT	\$166.04 C
369-467	6.4-6/16-75-10 STEEP BIT	\$171.39 C

**Steep Taper Tuff Bit**

400-122	4-6/16-75-10 ST TUFF BIT	\$389.00 C
400-124	5-6/16-75-10 ST TUFF BIT	\$485.00 C



CONFIDENTIAL

JT30 (highly regulated)

**SUGGESTED PRICE LIST  
(F.O.B. PERRY, OKLAHOMA)**

Effective August 1, 2017

PART NO.	DESCRIPTION	MSRP (USD)
<b>DRILL BITS (Continued)</b>		
<b>Tornado Bit</b>		
400-1933	4.5-6/16-75-10 TORNADO BIT	\$265.00 C
400-1935	5-6/16-75-10 TORNADO BIT	\$275.39 C
400-1937	6.5-6/16-75-10 TORNADO BIT	\$293.68 C
<b>Tuff Bit</b>		
400-172	4.5-6/16-75-10 TUFF BIT	\$257.00 C
369-735	5-6/16-75-10 TUFF BIT	\$279.00 C
369-737	6.5-6/16-75-10 TUFF BIT	\$285.00 C
<b>TRIHAWK BITS</b>		
906-2426	TRIHAWK I / 5.12 / 3.5 HSG / 24-40K DRLL	\$3,709.77 C
906-2519	TriHawk III / 5.5 / 3.5 HSG / 24-40K Drll	\$2,606.65 C
906-2530	TriHawk IV / 5.5/ 3.5 HSG / 24-40K Drlls	\$2,451.92 C
906-2571	TriHawk V / 4.8 / 3.5 HSG / 24-40K Drlls	\$1,810.81 C
906-2627	Trihawk I Pullback Assembly 16-40k	\$119.00 C
906-2523	Trihk III Pull Back Tooth Kit 24-40K Lbs	\$74.80 C
906-2625	Trihawk V Pullback Ass'y 24-40k Drills	\$125.00 C
906-2697	3.5" TriHawk Drt Bit Adapter/ DW6 / M16	\$596.76 C
906-2698	3.5" TriHawk Drt Bit Adapter/ DW6 / M20	\$727.25 C
906-2712	Reamer Assm, 24-40k Trihawk	\$895.83 C
<b>DRILLING BITS</b>		
400-3035	RHINO ROCK BIT ASS'Y (4.6-6-16MM)	\$2,965.41 C
<b>BACKREAMERS</b>		
<b>BEAVERTAIL HD 2-3/8</b>		
<b>NOTE: Select appropriate thread-in option below.</b>		
<b>2.75" Shaft</b>		
400-2974	6-2.75 BVT RMR (2-3/8 API-R, F/20K TAB)	\$1,353.38 C
<b>3.25" Shaft</b>		
400-2381	8-3.25 BVT RMR (2-3/8 API-R, F/F)	\$1,225.00 C
400-2382	10-3.25 BVT RMR (2-3/8 API-R, F/F)	\$1,357.99 C
400-2383	12-3.25 BVT RMR (2-3/8 API-R, F/F)	\$1,475.00 C
400-2384	14-3.25 BVT RMR (2-3/8 API-R, F/F)	\$1,705.93 C
400-2385	16-3.25 BVT RMR (2-3/8 API-R, F/F)	\$1,823.38 C
400-2386	18-3.25 BVT RMR (2-3/8 API-R, F/F)	\$2,151.70 C
400-2387	20-3.25 BVT RMR (2-3/8 API-R, F/F)	\$2,375.00 C
400-2388	24-3.25 BVT RMR (2-3/8 API-R, F/F)	\$2,675.00 C
<b>SANDHOG HD 2-3/8</b>		
<b>NOTE: Select appropriate thread-in option below.</b>		
<b>3.25" Shaft</b>		
400-2968	6-4 SANDHOG (2-3/8 API-R / 20K TAB)	\$1,845.56 C
400-2969	8-6 SANDHOG (2-3/8" API-R / 30K TAB)	\$1,722.34 C
400-2970	10-8 SANDHOG (2-3/8" API-R / 30K TAB)	\$2,327.04 C
400-2971	12-10 SANDHOG (2-3/8" API-R / 30K TAB)	\$2,743.54 C

Supersedes All Previous Price Lists---Prices Subject to Change Without Notice

The Charles Machine Works, Inc.; PO Box 66; Perry, OK 73077

(JT30 (highly regulated) - 326)



CONFIDENTIAL

JT30 (highly regulated)

**SUGGESTED PRICE LIST  
(F.O.B. PERRY, OKLAHOMA)**

Effective August 1, 2017

PART NO.	DESCRIPTION	MSRP (USD)
<b>EZ BACKREAMERS</b>		
<b>2.25" Shaft</b>		
400-2699	6" 2.25-6 KODIAK EZ REAMER ASSEMBLY	\$899.18 C
400-2700	8" 2.25-6 KODIAK EZ REAMER ASSEMBLY	\$1,225.14 C
<b>WARTHOG™ HD 2-3/8</b>		
<b>NOTE: Select appropriate thread-in option below.</b>		
<b>3.25" Shaft</b>		
400-2349	8" - 3.25" WARTHOG HD (2 3/8" API-R F-F)	\$1,273.50 C
400-2350	10" - 3.25" WARTHOG HD (2 3/8" API-R F-F)	\$1,655.00 C
400-2351	12" - 3.25" WARTHOG HD (2 3/8" API-R F-F)	\$1,751.02 C
400-2352	14" - 3.25" WARTHOG HD (2 3/8" API-R F-F)	\$1,986.55 C
400-2353	16" - 3.25" WARTHOG HD (2 3/8" API-R F-F)	\$2,100.00 C
400-2354	18" - 3.25" WARTHOG HD (2 3/8" API-R F-F)	\$2,599.45 C
400-2355	20" - 3.25" WARTHOG HD (2 3/8" API-R F-F)	\$2,790.00 C
400-2356	24" - 3.25" WARTHOG HD (2 3/8" API-R F-F)	\$3,250.00 C
<b>FLUTED HD 2-3/8</b>		
<b>3.25" Shaft</b>		
<b>Reamer Only</b>		
400-2683	6.5-3.25 FLUTED HD(2-3/8 API-R,F/20K FLG)	\$975.00 C
400-2396	8-3.25 FLUTED HD (2 3/8 API-R,F/20K FLG)	\$1,240.00 C
400-2397	10-3.25 FLUTED HD (2 3/8 API-R,F/20K FLG)	\$1,888.70 C
400-2398	12-3.25 FLUTED HD (2 3/8 API-R,F/30K FLG)	\$2,588.89 C
400-2399	14-3.25 FLUTED HD (2 3/8 API-R,F/30K FLG)	\$3,295.57 C
400-2400	16-3.25 FLUTED HD (2 3/8 API-R,F/30K FLG)	\$3,986.54 C
400-2401	18-3.25 FLUTED HD (2 3/8 API-R,F/30K FLG)	\$4,329.49 C
<b>Reamer Assembly with Tab</b>		
400-2901	6.5-3.25 FLUTED(2 3/8API-R F/20K TAB)	\$1,311.15 C
400-2904	8-3.25 FLUTED(2-3/8API-R F/20K TAB)	\$1,576.15 C
400-2907	10-3.25 FLUTED(2-3/8API-R F/20K TAB)	\$2,224.85 C
400-2910	12-3.25 FLUTED(2-3/8API-R F/30K TAB)	\$2,986.55 C
400-2913	14-3.25 FLUTED(2-3/8API-R F/30K TAB)	\$3,693.23 C
400-2916	16-3.25 FLUTED(2-3/8API-R F/30K TAB)	\$4,384.20 C
400-2919	18-3.25 FLUTED(2-3/8API-R F/30K TAB)	\$4,727.15 C
<b>Reamer Assembly with Swivel Tab</b>		
400-2899	6.5-3.25 FLUTED(2 3/8API-R F/20K SW,TB)	\$1,596.81 C
400-2902	8-3.25 FLUTED(2 3/8API-R F/20K SW,TB)	\$1,861.81 C
400-2905	10-3.25 FLUTED(2-3/8API-R F/20K SW,TB)	\$2,510.51 C
400-2908	12-3.25 FLUTED(2-3/8API-R F/30K SW,TB)	\$3,434.22 C
400-2911	14-3.25 FLUTED(2-3/8API-R F/30K SW,TB)	\$4,140.90 C
400-2914	16-3.25 FLUTED(2-3/8API-R F/30K SW,TB)	\$4,831.87 C
400-2917	18-3.25 FLUTED(2-3/8API-R F/30K SW,TB)	\$5,174.82 C

Supersedes All Previous Price Lists---Prices Subject to Change Without Notice

The Charles Machine Works, Inc.; PO Box 66; Perry, OK 73077

(JT30 (highly regulated) - 327)

**SUGGESTED PRICE LIST  
(F.O.B. PERRY, OKLAHOMA)**

Effective August 1, 2017

PART NO.	DESCRIPTION	MSRP (USD)
<b>FLUTED HD 2-3/8 (Continued)</b>		
<b>3.25" Shaft</b>		
<b>Reamer Assembly with Swivel Clevis</b>		
400-2900	6.5-3.25 FLUTED(2 3/8API-R F/20K SW,CL)	\$1,735.85 C
400-2903	8-3.25 FLUTED(2-3/8API-R F/20K SW,CL)	\$2,000.85 C
400-2906	10-3.25 FLUTED(2-3/8API-R F/20K SW,CL)	\$2,649.55 C
400-2909	12-3.25 FLUTED(2-3/8API-R F/30K SW,CL)	\$3,502.68 C
400-2912	14-3.25 FLUTED(2-3/8API-R F/30K SW,CL)	\$4,209.36 C
400-2915	16-3.25 FLUTED(2-3/8API-R F/30K SW,CL)	\$4,900.33 C
400-2918	18-3.25 FLUTED(2-3/8API-R F/30K SW,CL)	\$5,243.28 C
<b>KODIAK™ HD 2-3/8</b>		
<b>3.25" Shaft</b>		
<b>Reamer Only</b>		
<b>NOTE: Select appropriate swivel kit option below.</b>		
400-2357	8-3.25 KODIAK (2-3/8 API-R, F/12K FLG) (uses 12K swivel)	\$1,674.48 C
400-2358	10-3.25 KODIAK (2-3/8 API-R, F/20K FLG) (uses 20K swivel)	\$2,250.00 C
400-2359	12-3.25 KODIAK (2-3/8 API-R, F/20K FLG) (uses 20K swivel)	\$2,686.23 C
400-2360	14-3.25 KODIAK (2-3/8 API-R, F/30K FLG) (uses 30K swivel)	\$3,175.00 C
400-2361	16-3.25 KODIAK (2-3/8 API-R, F/30K FLG) (uses 30K swivel)	\$4,015.93 C
400-2362	18-3.25 KODIAK (2-3/8 API-R, F/30K FLG) (uses 30K swivel)	\$4,716.05 C
<b>Reamer Assembly with Tab</b>		
400-2811	8-3.25 KODIAK(2-3/8API-R F/12K TAB)	\$1,987.59 C
400-2814	10-3.25 KODIAK(2-3/8API-R F/20K TAB)	\$2,586.15 C
400-2817	12-3.25 KODIAK(2-3/8API-R F/20K TAB)	\$3,022.38 C
400-2820	14-3.25 KODIAK(2-3/8API-R F/30K FLG)	\$3,572.66 C
400-2823	16-3.25 KODIAK(2-3/8API-R F/30K TAB)	\$4,413.59 C
400-2826	18-3.25 KODIAK(2-3/8API-R F/30K TAB)	\$5,113.71 C
<b>Reamer Assembly with Swivel Tab</b>		
400-2809	8-3.25 KODIAK(2-3/8API-R F/12K SW,TB)	\$2,196.40 C
400-2812	10-3.25 KODIAK(2-3/8API-R F/20K SW,TB)	\$2,871.81 C
400-2815	12-3.25 KODIAK(2-3/8API-R F/20K SW,TB)	\$3,308.04 C
400-2818	14-3.25 KODIAK(2-3/8API-R, F/30K SW,TB)	\$4,020.33 C
400-2821	16-3.25 KODIAK(2-3/8API-R F/30K SW,TB)	\$4,861.26 C
400-2824	18-3.25 KODIAK(2-3/8API-R F/30K SW,TB)	\$5,561.38 C
<b>Reamer Assembly with Swivel Clevis</b>		
400-2810	8-3.25 KODIAK(2-3/8API-R F/12K SW,CL)	\$2,293.14 C
400-2813	10-3.25 KODIAK(2-3/8API-R F/20K SW,CL)	\$3,010.85 C
400-2816	12-3.25 KODIAK(2-3/8API-R F/20K SW,CL)	\$3,447.08 C
400-2819	14-3.25 KODIAK(2-3/8API-R F/30K SW,CL)	\$4,088.79 C
400-2822	16-3.25 KODIAK(2-3/8API-R F/30K SW,CL)	\$4,929.72 C
400-2825	18-3.25 KODIAK(2-3/8API-R F/30K SW,CL)	\$5,629.84 C



CONFIDENTIAL

JT30 (highly regulated)

**SUGGESTED PRICE LIST  
(F.O.B. PERRY, OKLAHOMA)**

Effective August 1, 2017

PART NO.	DESCRIPTION	MSRP (USD)
<b>BACKREAMER SWIVELS and TABS</b>		
<b>NOTE: Select appropriate option for HD Reamers</b>		
<b>Swivels</b>		
190-2360	12K SWIVEL KIT (12K TAB)	\$357.16 C
190-2359	12K SWIVEL KIT (12K CLEVIS)	\$453.90 C
190-2362	20K SWIVEL KIT (20K TAB)	\$457.05 C
190-2361	20K SWIVEL KIT (20K CLEVIS)	\$596.09 C
190-2364	30K SWIVEL KIT (30K TAB)	\$680.57 C
190-2363	30K SWIVEL KIT (30K CLEVIS)	\$749.03 C
300-1159	30K SWIVEL 40K SOC F/30K TAB	\$1,436.80 C
300-1157	30K SWIVEL CLEVIS/TAB	\$1,537.33 C
400-2559	SWIVEL (2 3/8 M API-R/20K TAB)	\$898.00 C
400-2558	SWIVEL (2 3/8 M API-R/20K CLEVIS)	\$950.00 C
400-2561	SWIVEL (2 3/8 M API-R/30K TAB)	\$1,500.00 C
400-2560	SWIVEL (2 3/8 M API-R/30K CLEVIS)	\$1,800.00 C
<b>Pull Tabs</b>		
400-583	PULL TAB 40K SOC M/30K M TAB	\$284.75 C
400-2419	PULL TAB (2 3/8 M API-R/30K TAB)	\$189.00 C
400-2554	PULL TAB (2 3/8 M API - R/20K TAB)	\$192.50 C
190-2613	12K TAB KIT	\$148.35 C
190-2614	20K TAB KIT	\$171.39 C
190-2615	30K TAB KIT	\$232.90 C
<b>CONNECTORS and ADAPTERS</b>		
908-4102	Adapter 2.375" API M to 350 SPLK II F	\$449.27 C
918-2407	ADAPTER ASSY, HAWKEYE 350 (P) / 2.38 API	\$323.07 C
918-2461	ADAPTER ASSM, HAWKEYE 350(M) x TAB	\$405.25 C
918-3054	ADAPTER ASSM, HAWKEYE 390(M) x TAB	\$422.50 C
908-4225	CONNECTOR 2.25-6EZ3 -F / 2.38 -M	\$262.25 C
906-2585	ADAPTER (TRIHAWK, M / 2-3/8 API-REG,M)	\$579.97 C
908-4269	Connector SPLKII 350 -F / 2.59-4 -M	\$477.54 C
918-3024	CONNECTOR HAWKEYE 390-M / 2.38 REG-M	\$365.85 C
400-2570	CONNECTOR (2 3/8 M API-R/2 3/8 M API-R)	\$223.00 C
918-2488	REAMER COLLAR ASSM, HAWKEYE 350	\$425.25 C
918-3088	REAMER COLLAR ASSM, HAWKEYE 390	\$429.99 C
<b>PULLING ACCESSORIES</b>		
400-242	BIT PULL EYE ASSEMBLY	\$96.68 C
110-040	3/4" ANCHOR SHACKLE (7/8" PIN)	\$28.56 C
110-987	7/8" ANCHOR SHACKLE (1" PIN)	\$37.15 C
<b>Pulling Grip</b>		
185-917	PULLING GRIP (3/4"-1 1/4")	\$56.28 C
185-918	PULLING GRIP (1 1/4"-2")	\$58.04 C
185-919	PULLING GRIP (2"-2 3/4")	\$62.58 C
185-920	PULLING GRIP (2 3/4"-3 1/2")	\$67.66 C
185-921	PULLING GRIP (3 1/2"-4 1/4")	\$74.49 C

Supersedes All Previous Price Lists---Prices Subject to Change Without Notice

The Charles Machine Works, Inc.; PO Box 66; Perry, OK 73077

(JT30 (highly regulated) - 329)



CONFIDENTIAL

JT30 (highly regulated)

**SUGGESTED PRICE LIST  
(F.O.B. PERRY, OKLAHOMA)**

Effective August 1, 2017

PART NO.	DESCRIPTION	MSRP (USD)
<b>PULLING ACCESSORIES (Continued)</b>		
<b>Heavy Duty Pulling Grip</b>		
185-922	PULLING GRIP (3/4"-1 1/4")PLASTIC COATED	\$76.81 C
185-923	PULLING GRIP (1 1/4"-2")PLASTIC COATED	\$85.87 C
185-924	PULLING GRIP (2"-2 3/4")PLASTIC COATED	\$108.61 C
185-925	PULLING GRIP (2 3/4"-3 1/2")PLASTIC COAT	\$131.34 C
185-926	PULLING GRIP (3 1/2"-4 1/4")PLASTIC COAT	\$157.82 C
<b>Pulling Grip With Swivel</b>		
185-904	PULLING GRIP (1-1/4" TO 2") W / SWVL	\$86.97 C
185-906	PULLING GRIP (2" TO 2-3/4") W / SWVL	\$119.20 C
185-907	PULLING GRIP (2-3/4"TO 3-1/2") W / SWVL	\$135.75 C
185-913	PULLING GRIP (3-1/2"TO 4-1/4") W / SWVL	\$149.00 C
185-914	PULLING GRIP (4-1/4"TO 4-3/4") W / SWVL	\$166.66 C

**SPECIAL PAINT**

Special color charge is per each unit - specify color code. (If first time color order, please provide 2"x3" color chip.)

From the time of confirmation, any special paint order is non-cancelable and non-returnable.

Please allow 30 days from time of order to delivery.

Orders with less than 30 days from order to delivery are subject to applicable surcharge(s).

Prices do not include the application of special or branded paints; i.e.) DuPont, Sherwin-Williams, PPG, metallic or base coat / clear coat.

Charges do not include price of paint.

Call for Pricing A



CONFIDENTIAL

**AT30 (less regulated)**

Changes since the July 1, 2017 price list:

Effective August 1, 2017

• Added:

400-2740 5.5-RMO-700 (IADC 727)  
400-2735 18X5 ROCKMONSTER (3-1/2" API-IF, F/F)  
400-2736 20X6 ROCKMONSTER (3-1/2" API-IF, F/F)  
400-2737 22X6 ROCKMONSTER (3-1/2" API-IF, F/F)  
400-1647 24X6 ROCKMONSTER (3-1/2" API-IF, F/F)





CONFIDENTIAL

AT30 (less regulated)

**SUGGESTED PRICE LIST  
(F.O.B. PERRY, OKLAHOMA)**

Effective August 1, 2017

PART NO.	DESCRIPTION	MSRP (USD)
----------	-------------	------------

**STANDARD UNIT**

The **Ditch Witch® JT30 All Terrain Jet Trac®** drilling system is a self-contained, surface launched, fluid assisted, mechanical drilling system. The basic unit includes the following:

- Cummins QSB4.5 water cooled diesel engine (148 hp gross) EPA Tier 3, EU Stage IIIA Compliant
- Electrical Strike System (module and barriers)
- 2 post cylinder assist stake system (without auger flighting)
- Hydraulic drill pipe loader with automated controller
- Rack and Pinion drill frame and carriage
- Rubber tracks
- Tethered ground drive control
- Cold start kit
- Dual batteries
- Ship Kit - Includes the following:
  - Drill pipe wiper seal
  - Copper thread compound with brush
  - Tip cleaner set
  - Complete quick wrench set
  - Spray wand

If you select a standard machine configuration, you must also order the “shipped with” items listed below.

**BASIC UNIT**

<b>022-1136</b>	AT30 BASIC - CORE GROUP with rubber tracks	\$162,798.71	T
	Shipped with: 350-4766 JT/ AT30 T3 POWER PACK	\$52,944.30	T
	270-6652 JT/AT30 T3 PROD DECAL KIT	\$51.33	C
	350-2873 AT GEARBOX CARRIAGE ASSEMBLY	\$27,089.38	T
	190-2021 AT30 PIPE BOX KIT (TALL) (pipe quantity = 35)	\$4,053.46	C
		\$246,937.18	

**OPERATOR'S STATION (Select one)**

350-4784	JT/AT30 CAB ASSEMBLY T3	\$24,522.02	T
----------	-------------------------	-------------	---

**DECAL KITS – AT30 (Select one)**

270-6652	JT/AT30 T3 PROD DECAL KIT	\$51.33	C
----------	---------------------------	---------	---

**TRANSLATION DECALS – (Select if translation needed)**

270-5728	JT30 / AT30 PROD DECAL KIT DU	\$55.56	C
270-5159	JT30 / AT30 PROD. DECAL KIT FR	\$55.56	C
270-5160	JT30 / AT30 PROD. DECAL KIT GR	\$55.56	C
270-5162	JT30 / AT30 PROD. DECAL KIT IT	\$55.56	C
270-5161	JT30 / AT30 PROD. DECAL KIT SP	\$55.56	C
270-7119	AT/JT30 T3 PROD ISO DECAL KIT	\$87.70	C
		\$143.26	C

**NOTE: ISO decals will be shipped with all translation decals and any basic unit shipped outside the United States.**



CONFIDENTIAL

AT30 (less regulated)

**SUGGESTED PRICE LIST  
(F.O.B. PERRY, OKLAHOMA)**

Effective August 1, 2017

PART NO.	DESCRIPTION	MSRP (USD)
<b>SHIP KITS (Select one)</b>		
190-1749	AT/JT30 STANDARD SHIP KIT	\$1,476.92 C
190-2414	AT/JT30 FLUSH SHIP KIT	\$1,490.56 C
<b>GROUND DRIVE CONTROLS (Select one)</b>		
350-4433	TETHER ASSY JT30 / AT30	\$1,153.60 T
<b>ANCHOR SYSTEM (Select Standard or Rock)</b>		
<b>Standard –</b>		
300-3665	ANCHOR SHAFT	2 required \$1,067.05 C
300-3673	ANCHOR END, AUGER, 10"	2 required \$585.65 C
329-506	CENTERING CAP	2 required \$296.04 C
		\$3,897.48 C
<b>Rock –</b>		
300-3676	ANCHOR SHAFT with replaceable bits	2 required \$1,081.21 C
300-4040	ROCK BIT ASSEMBLY	2 required \$686.87 C
300-3693	CENTERING CAP	2 required \$316.64 C
		\$4,169.44 C
<b>ORANGE INTEL™ OPTIONS (Select one)</b>		
350-5370	GPS ONLY FOR TELEMATICS READY	\$530.00 D
350-5372	TELEMATICS	\$1,199.05 D
<b>Note: Equipment Registration Activates GPS and Telematics Boxes</b>		
<b>ORANGE INTEL™ SERVICE PLAN OPTIONS (Optional)</b>		
240-1118	1 Year Data Service Plan GPS ONLY	\$299.40 A
240-1117	1 Year Data Service Plan Telematics	\$359.40 A
<b>Note: Sold in One Year Increments</b>		
<b>ACCESSORIES</b>		
149-973	SPLIT ROD WIPER 1.75" ID	\$94.25 C
100-794	GROUNDING KIT	(Required if not using anchor system) \$942.05 C
100-074	STRIKE MAT KIT	(Required when hand loading pipe) \$605.52 C
190-2680	UMBRELLA KIT	(Required if not ordering cab option) \$439.80 C
190-2018	JT30 PIPE BOX KIT (SHORT)	(pipe quantity = 24) \$2,910.89 C
190-2019	JT30 PIPE BOX KIT (TALL)	(pipe quantity = 48) \$4,012.93 C
190-2020	AT30 PIPE BOX KIT (SHORT)	(pipe quantity = 20) \$3,637.76 C
190-2021	AT30 PIPE BOX KIT (TALL)	(pipe quantity = 35) \$4,053.46 C
<b>See Drill Pipe for AT/JT Conversion Part Numbers</b>		
190-2139	JT25/JT30/AT30 LRC UPTIME KIT	\$885.00 B



CONFIDENTIAL

AT30 (less regulated)

**SUGGESTED PRICE LIST  
(F.O.B. PERRY, OKLAHOMA)**

Effective August 1, 2017

PART NO.	DESCRIPTION			MSRP (USD)	
<b>ENVIRONMENTAL HYDRAULIC OIL</b>					
256-030	ENVIROMENTAL HYD OIL (MOBILE)	41 required	\$49.53	\$2,030.73	A
274-672	ENVIRO HYDRAULIC RESERVOIR			\$7.43	C
702-672	ENVIRO HYDRAULIC RESERVOIR FR			\$15.50	C
704-672	ENVIRO HYDRAULIC RESERVOIR GR			\$15.50	C
710-672	ENVIRO HYDRAULIC RESERVOIR IT			\$15.50	C
706-672	ENVIRO HYDRAULIC RESERVOIR SP			\$15.50	C

**TRACKING ELECTRONICS / DrillLok™**

See Ditch Witch® Electronics Price List

**DOWNHOLE TOOLS**

For nozzle placement, size and angle, reference the Downhole Tools Parts Book.

**DRILL PIPE****AT Pipe**

400-1491	AT30 3.25 X 2.23 P PIPE ASSEMBLY		each	\$833.55	D
	Shipped with: 400-1494 AT30 3.25" AT POWER PIPE LEAD			\$1,083.00	P

355-1225	POWER PIPE FLUSH 2.94 X 3.25 2.77-4 9.3'		each	\$835.00	D
	Shipped with: 118-1004 GRIPPER PAD COBBLE	2 required	\$90.04	\$180.08	C
	300-4079 GRIPPER PAD	2 required	\$83.25	\$166.50	C

**JT Pipe and Conversion Parts**

355-1094	POWER PIPE HD UL 2.38 X 2.75 2.11-4 3M		each	\$325.00	D
	Shipped with: 400-1491 AT30 3.25 X 2.23 P PIPE ASSEMBLY			\$833.55	P
	400-1494 AT30 3.25" AT POWER PIPE LEAD			\$1,083.00	P
	400-2215 SAVERLOK AT30/2.11			\$459.00	C
	300-4075 GRIPPER PAD	2 required	\$71.59	\$143.18	C
	118-492 GRIPPER PAD	2 required	\$70.97	\$141.94	C

355-1111	JT30 PP HD FM 2.38 X 2.75 2.11-4 3M		each	\$359.00	D
	Shipped with: 400-1491 AT30 3.25 X 2.23 P PIPE ASSEMBLY			\$833.55	P
	400-1494 AT30 3.25" AT POWER PIPE LEAD			\$1,083.00	P
	400-2215 SAVERLOK AT30/2.11			\$459.00	C
	300-4075 GRIPPER PAD	2 required	\$71.59	\$143.18	C
	118-492 GRIPPER PAD	2 required	\$70.97	\$141.94	C

**Forged HD Pipe**

355-1244	JT25/30 DW FORGED HD 2.38X2.75 2.11-4 3M		each	\$379.00	D
	Shipped with: 300-4075 GRIPPER PAD			\$71.59	C
	118-492 GRIPPER PAD			\$70.97	C
	400-2215 SAVERLOK AT30/2.11			\$459.00	C



CONFIDENTIAL

AT30 (less regulated)

**SUGGESTED PRICE LIST  
(F.O.B. PERRY, OKLAHOMA)**

Effective August 1, 2017

PART NO.	DESCRIPTION	MSRP (USD)
<b>QUICK CONNECT SYSTEMS</b>		
<b>EZ CONNECT</b>		
400-1505	E Z CONNECT 3 (2.11-4)	\$850.00 C
400-1507	E Z CONNECT 3 (2.77 - 4)	\$880.00 C
400-1067	T-SUB 27AT X 40M1 EZ CON	\$999.00 C
<b>HAWKEYE™</b>		
918-2455	Starter Rod Hawkeye 350-F / 2.11-4-M	\$490.61 C
918-2493	Start Rod HWKEYE 350-F/2.11-4-M (L)	\$670.79 C
<b>Both shipped with:</b>		
	918-2439 Collar Hawkeye 350	\$154.10 C
918-3049	Starter Rod Hawkeye 390-F / 2.11-4-M	\$542.80 C
918-3091	Start Rod HWKEYE 390-F/2.11-4-M (L)	\$828.11 C
<b>Both shipped with:</b>		
	918-3029 Collar Hawkeye 390	\$182.81 C
<b>SPLINELOK®</b>		
908-4276	Starter Rod Assm SPKII350-M / 2.11-4-M	\$836.93 C
908-4312	Start Rod Assm SPKII350-M /2.11-4-M (L)	\$979.25 C
<b>TRANSITION SUBS</b>		
400-2191	TRANSITION SUB 2.11 M / 2.38 M API-R	\$599.00 C
400-2305	T-SUB (2.77-4M DS / 2-3/8M API-R)	\$599.00 C
369-410	TRANSITION SUB 2700T UFE AT	\$579.52 C
400-057	TRANSITION SUB 4.75 AT COBBLE	\$645.00 C
<b>ROCK DRILLING TOOLS</b>		
350-1254	ROCKMASTER 86	\$5,779.28 C
Shipped with: 191-001 ASSEMBLY TOOL KIT		\$158.07 C
400-004 3.25" QUICK WRENCH JAW (1.0" THK)		\$182.85 C
		\$6,120.20 C
401-329	ROCKMASTER TOOL 86	\$5,824.00 C
Shipped with: 191-001 ASSEMBLY TOOL KIT		\$158.07 C
400-004 3.25" QUICK WRENCH JAW (1.0" THK)		\$182.85 C
		\$6,164.92 C
401-159	3.75 ROCKMASTER TOOL SBRP	\$5,463.12 C
Shipped with: 191-001 ASSEMBLY TOOL KIT		\$158.07 C
369-795 4.75" TRI-CONE WRENCH JAW (1.0" THK)		\$130.80 C
400-004 3.25" QUICK WRENCH JAW (1.0" THK)		\$182.85 C
		\$5,934.84 C
400-2727	4.5 ROCKMASTER TXU(2.77-4M DS/2-7/8F R)	\$5,779.28 C
400-1314	4.75" COBBLE ROCKMASTER HOUSING	\$5,980.00 C
Shipped with: 191-001 ASSEMBLY TOOL KIT		\$158.07 C
400-004 3.25" QUICK WRENCH JAW (1.0" THK)		\$182.85 C
		\$6,320.92 C

Supersedes All Previous Price Lists---Prices Subject to Change Without Notice

The Charles Machine Works, Inc.; PO Box 66; Perry, OK 73077

(AT30 (less regulated) - 335)

**SUGGESTED PRICE LIST**  
**(F.O.B. PERRY, OKLAHOMA)**

Effective August 1, 2017

PART NO.	DESCRIPTION	MSRP (USD)
----------	-------------	------------

**REBUILD TOOL KIT**

190-2717	TOOL KIT	\$432.00 C
----------	----------	------------

**BEACON HOUSING**

908-4080	3.25" PWRHOUSE HD/6H-16MM/DW/2-3/8" REG	\$1,255.00 C
908-4290	ASSY, 3.75 UNIVERSAL HOUSING	\$3,099.79 C

**TRIHAWK**

906-2426	TRIHAWK I / 5.12 / 3.5 HSG / 24-40K DRLL	\$3,709.77 C
906-2519	TriHawk III / 5.5 / 3.5 HSG / 24-40K Drll	\$2,606.65 C
906-2530	TriHawk IV / 5.5/ 3.5 HSG / 24-40K Drlls	\$2,451.92 C
906-2571	TriHawk V / 4.8 / 3.5 HSG / 24-40K Drlls	\$1,810.81 C
906-2697	3.5" TriHawk Drt Bit Adapter/ DW6 / M16	\$596.76 C
906-2698	3.5" TriHawk Drt Bit Adapter/ DW6 / M20	\$727.25 C
906-2712	Reamer Assm, 24-40k Trihawk	\$895.83 C

**DRILL BITS**

	5	6/16	75	10
Bit Width	Hole Qty.	Bolt Size	Thickness	Bend Angle
4" (102 mm)	6	16	.75" (13mm)	00
4.5" (114 mm)				10
5" (127 mm)				
5.5" (140 mm)				
6" (152 mm)				
6.4" (162 mm)				
6.5" (165 mm)				

**6 HOLE BITS**

**Baracuda Bit**

400-1587	4-6/16-75-10 CUDA BIT	\$155.53 C
----------	-----------------------	------------

**Claw Bit**

400-1671	4-6/16-1-10 CLAW BIT	\$215.00 C
400-1673	5-6/16-1-10 CLAW BIT	\$230.36 C

**Hard Surface Bit**

400-1649	4-6/16-75-10 HARD SURFACE BIT	\$85.49 C
400-1651	5-6/16-1-10 HARD SURFACE BIT	\$117.42 C
400-1655	6-6/16-1-10 HARD SURFACE BIT	\$129.00 C

**Sand Bit**

400-1657	4-6/16-75-10 SAND BIT	\$117.89 C
400-1659	5-6/16-1-10 SAND BIT	\$147.29 C

**Sewer Bit**

368-144	5.5-6/16-75-00 SEWER BIT	\$230.00 C
---------	--------------------------	------------



CONFIDENTIAL

AT30 (less regulated)

**SUGGESTED PRICE LIST  
(F.O.B. PERRY, OKLAHOMA)**

Effective August 1, 2017

PART NO.	DESCRIPTION	MSRP (USD)
<b>6 HOLE BITS (Continued)</b>		
<b>Steep Taper Bit</b>		
400-217	4.5-6/16-75-00 STEEP BIT	\$143.54 C
400-170	4.5-6/16-75-10 STEEP BIT	\$160.00 C
369-183	5-6/16-75-00 STEEP BIT	\$165.00 C
369-466	5-6/16-75-10 STEEP BIT	\$160.68 C
369-179	6.4-6/16-75-00 STEEP BIT	\$166.04 C
369-467	6.4-6/16-75-10 STEEP BIT	\$171.39 C
<b>Tornado Bit</b>		
400-1933	4.5-6/16-75-10 TORNADO BIT	\$265.00 C
400-1935	5-6/16-75-10 TORNADO BIT	\$275.39 C
400-1937	6.5-6/16-75-10 TORNADO BIT	\$293.68 C
<b>Tuff Bit</b>		
400-172	4.5-6/16-75-10 TUFF BIT	\$257.00 C
369-735	5-6/16-75-10 TUFF BIT	\$279.00 C
369-737	6.5-6/16-75-10 TUFF BIT	\$285.00 C
400-122	4-6/16-75-10 ST TUFF BIT	\$389.00 C
400-124	5-6/16-75-10 ST TUFF BIT	\$485.00 C
<b>DRILLING BITS</b>		
400-3035	RHINO ROCK BIT ASS'Y (4.6-6-16MM)	\$2,965.41 C
<b>DRILL HEADS - ROCK</b>		
<b>Cobble Bit</b>		
400-972	5.38 AT27M1 COBBLE BIT	\$2,868.67 C
<b>Rockmaster™ Bit</b>		
400-2421	4.75-RMO-500 (533)	\$1,659.00 D
400-2420	4.75-RMS-500 (517)	\$3,789.00 D
400-2317	5.5-RMO-500 (533)	\$1,763.00 D
400-2319	5.5-RMS-500 (517)	\$4,023.00 D
400-2517	5.5-RMS-600 (637)	\$4,023.00 D
400-2740	5.5-RMO-700 (IADC 727)	\$4,413.35 D
<b>Soft Formation Bit</b>		
400-971	5.25 AT27M1 SOFT FORMATION BIT	\$2,206.67 C
400-1094	6.65" 27AT SOFT FORMATION BIT ASS'Y	\$3,170.75 D
<b>Tri-Cone Bit</b>		
401-349	5.5-TCI-HDS2 (517)	\$5,551.70 D
401-345	5.5-TCI-HDX40 (627)	\$6,695.00 D
400-2314	4.75-DWO-600 (612)	\$1,259.00 D
400-2520	5.50-DWM-200 (211)	\$1,015.00 D
<b>Piranha Bit</b>		
400-2972	5-1/2" PIRANHA BIT (2-7/8" API-REG)	\$899.00 C
400-2981	5.5" PIRANHA BIT BLOCK 1" THK (option for 400-2972)	\$105.25 C

Supersedes All Previous Price Lists---Prices Subject to Change Without Notice

The Charles Machine Works, Inc.; PO Box 66; Perry, OK 73077

(AT30 (less regulated) - 337)

**SUGGESTED PRICE LIST  
(F.O.B. PERRY, OKLAHOMA)**

Effective August 1, 2017

PART NO.	DESCRIPTION	MSRP (USD)
<b>BACKREAMERS</b>		
<b>BEAVERTAIL HD 2-3/8</b>		
<b>NOTE: Select appropriate thread-in option below.</b>		
<b>3.25" Shaft</b>		
400-2381	8-3.25 BVT RMR (2-3/8 API-R, F/F)	\$1,225.00 C
400-2382	10-3.25 BVT RMR (2-3/8 API-R, F/F)	\$1,357.99 C
400-2383	12-3.25 BVT RMR (2-3/8 API-R, F/F)	\$1,475.00 C
400-2384	14-3.25 BVT RMR (2-3/8 API-R, F/F)	\$1,705.93 C
400-2385	16-3.25 BVT RMR (2-3/8 API-R, F/F)	\$1,823.38 C
400-2386	18-3.25 BVT RMR (2-3/8 API-R, F/F)	\$2,151.70 C
400-2387	20-3.25 BVT RMR (2-3/8 API-R, F/F)	\$2,375.00 C
400-2388	24-3.25 BVT RMR (2-3/8 API-R, F/F)	\$2,675.00 C
<b>WARTHOG™ HD 2-3/8</b>		
<b>NOTE: Select appropriate thread-in option below.</b>		
<b>3.25" Shaft</b>		
400-2349	8" - 3.25" WARTHOG HD (2 3/8" API-R F-F)	\$1,273.50 C
400-2350	10" - 3.25" WARTHOG HD (2 3/8" API-R F-F)	\$1,655.00 C
400-2351	12" - 3.25" WARTHOG HD (2 3/8" API-R F-F)	\$1,751.02 C
400-2352	14" - 3.25" WARTHOG HD (2 3/8" API-R F-F)	\$1,986.55 C
400-2353	16" - 3.25" WARTHOG HD (2 3/8" API-R F-F)	\$2,100.00 C
400-2354	18" - 3.25" WARTHOG HD (2 3/8" API-R F-F)	\$2,599.45 C
400-2355	20" - 3.25" WARTHOG HD (2 3/8" API-R F-F)	\$2,790.00 C
400-2356	24" - 3.25" WARTHOG HD (2 3/8" API-R F-F)	\$3,250.00 C
<b>FLUTED HD 2-3/8</b>		
<b>3.25" Shaft</b>		
<b>Reamer Only</b>		
400-2683	6.5-3.25 FLUTED HD(2-3/8 API-R,F/20K FLG)	\$975.00 C
400-2396	8-3.25 FLUTED HD (2 3/8 API-R,F/20K FLG)	\$1,240.00 C
400-2397	10-3.25 FLUTED HD (2 3/8 API-R,F/20K FLG)	\$1,888.70 C
400-2398	12-3.25 FLUTED HD (2 3/8 API-R,F/30K FLG)	\$2,588.89 C
400-2399	14-3.25 FLUTED HD (2 3/8 API-R,F/30K FLG)	\$3,295.57 C
400-2400	16-3.25 FLUTED HD (2 3/8 API-R,F/30K FLG)	\$3,986.54 C
400-2401	18-3.25 FLUTED HD (2 3/8 API-R,F/30K FLG)	\$4,329.49 C
<b>Reamer Assembly with Tab</b>		
400-2901	6.5-3.25 FLUTED(2 3/8API-R F/20K TAB)	\$1,311.15 C
400-2904	8-3.25 FLUTED(2-3/8API-R F/20K TAB)	\$1,576.15 C
400-2907	10-3.25 FLUTED(2-3/8API-R F/20K TAB)	\$2,224.85 C
400-2910	12-3.25 FLUTED(2-3/8API-R F/30K TAB)	\$2,986.55 C
400-2913	14-3.25 FLUTED(2-3/8API-R F/30K TAB)	\$3,693.23 C
400-2916	16-3.25 FLUTED(2-3/8API-R F/30K TAB)	\$4,384.20 C
400-2919	18-3.25 FLUTED(2-3/8API-R F/30K TAB)	\$4,727.15 C





CONFIDENTIAL

AT30 (less regulated)

**SUGGESTED PRICE LIST  
(F.O.B. PERRY, OKLAHOMA)**

Effective August 1, 2017

PART NO.	DESCRIPTION	MSRP (USD)
<b>FLUTED HD 2-3/8 (Continued)</b>		
<b>3.25" Shaft</b>		
<b>Reamer Assembly with Swivel Tab</b>		
400-2899	6.5-3.25 FLUTED(2 3/8API-R F/20K SW,TB)	\$1,596.81 C
400-2902	8-3.25 FLUTED(2 3/8API-R F/20K SW,TB)	\$1,861.81 C
400-2905	10-3.25 FLUTED(2-3/8API-R F/20K SW,TB)	\$2,510.51 C
400-2908	12-3.25 FLUTED(2-3/8API-R F/30K SW,TB)	\$3,434.22 C
400-2911	14-3.25 FLUTED(2-3/8API-R F/30K SW,TB)	\$4,140.90 C
400-2914	16-3.25 FLUTED(2-3/8API-R F/30K SW,TB)	\$4,831.87 C
400-2917	18-3.25 FLUTED(2-3/8API-R F/30K SW,TB)	\$5,174.82 C
<b>Reamer Assembly with Swivel Clevis</b>		
400-2900	6.5-3.25 FLUTED(2 3/8API-R F/20K SW,CL)	\$1,735.85 C
400-2903	8-3.25 FLUTED(2-3/8API-R F/20K SW,CL)	\$2,000.85 C
400-2906	10-3.25 FLUTED(2-3/8API-R F/20K SW,CL)	\$2,649.55 C
400-2909	12-3.25 FLUTED(2-3/8API-R F/30K SW,CL)	\$3,502.68 C
400-2912	14-3.25 FLUTED(2-3/8API-R F/30K SW,CL)	\$4,209.36 C
400-2915	16-3.25 FLUTED(2-3/8API-R F/30K SW,CL)	\$4,900.33 C
400-2918	18-3.25 FLUTED(2-3/8API-R F/30K SW,CL)	\$5,243.28 C
<b>KODIAK™ HD 2-3/8</b>		
<b>3.25" Shaft</b>		
<b>Reamer Only</b>		
<b>NOTE: Select appropriate swivel kit option below.</b>		
400-2357	8-3.25 KODIAK (2-3/8 API-R, F/12K FLG)	(uses 12K swivel) \$1,674.48 C
400-2358	10-3.25 KODIAK (2-3/8 API-R, F/20K FLG)	(uses 20K swivel) \$2,250.00 C
400-2359	12-3.25 KODIAK (2-3/8 API-R, F/20K FLG)	(uses 20K swivel) \$2,686.23 C
400-2360	14-3.25 KODIAK (2-3/8 API-R, F/30K FLG)	(uses 30K swivel) \$3,175.00 C
400-2361	16-3.25 KODIAK (2-3/8 API-R, F/30K FLG)	(uses 30K swivel) \$4,015.93 C
400-2362	18-3.25 KODIAK (2-3/8 API-R, F/30K FLG)	(uses 30K swivel) \$4,716.05 C
<b>Reamer Assembly with Tab</b>		
400-2811	8-3.25 KODIAK(2-3/8API-R F/12K TAB)	\$1,987.59 C
400-2814	10-3.25 KODIAK(2-3/8API-R F/20K TAB)	\$2,586.15 C
400-2817	12-3.25 KODIAK(2-3/8API-R F/20K TAB)	\$3,022.38 C
400-2820	14-3.25 KODIAK(2-3/8API-R F/30K FLG)	\$3,572.66 C
400-2823	16-3.25 KODIAK(2-3/8API-R F/30K TAB)	\$4,413.59 C
400-2826	18-3.25 KODIAK(2-3/8API-R F/30K TAB)	\$5,113.71 C
<b>Reamer Assembly with Swivel Tab</b>		
400-2809	8-3.25 KODIAK(2-3/8API-R F/12K SW,TB)	\$2,196.40 C
400-2812	10-3.25 KODIAK(2-3/8API-R F/20K SW,TB)	\$2,871.81 C
400-2815	12-3.25 KODIAK(2-3/8API-R F/20K SW,TB)	\$3,308.04 C
400-2818	14-3.25 KODIAK(2-3/8API-R, F/30K SW,TB)	\$4,020.33 C
400-2821	16-3.25 KODIAK(2-3/8API-R F/30K SW,TB)	\$4,861.26 C
400-2824	18-3.25 KODIAK(2-3/8API-R F/30K SW,TB)	\$5,561.38 C

Supersedes All Previous Price Lists---Prices Subject to Change Without Notice

The Charles Machine Works, Inc.; PO Box 66; Perry, OK 73077

(AT30 (less regulated) - 339)





CONFIDENTIAL

AT30 (less regulated)

## SUGGESTED PRICE LIST

(F.O.B. PERRY, OKLAHOMA)

Effective August 1, 2017

PART NO.	DESCRIPTION	MSRP (USD)
<b>KODIAK™ HD 2-3/8 (Continued)</b>		
<b>3.25" Shaft</b>		
<b>Reamer Assembly with Swivel Clevis</b>		
400-2810	8-3.25 KODIAK(2-3/8API-R F/12K SW,CL)	\$2,293.14 C
400-2813	10-3.25 KODIAK(2-3/8API-R F/20K SW,CL)	\$3,010.85 C
400-2816	12-3.25 KODIAK(2-3/8API-R F/20K SW,CL)	\$3,447.08 C
400-2819	14-3.25 KODIAK(2-3/8API-R F/30K SW,CL)	\$4,088.79 C
400-2822	16-3.25 KODIAK(2-3/8API-R F/30K SW,CL)	\$4,929.72 C
400-2825	18-3.25 KODIAK(2-3/8API-R F/30K SW,CL)	\$5,629.84 C
<b>ROCKMONSTER BACKREAMERS</b>		
<b>3.75" Shaft</b>		
400-2993	10X4 ROCKMONSTER (2-7/8 API-R/40K TAB)	\$10,000.00 B
400-3036	12X4 ROCKMONSTER (2-7/8 API-R,F/40K TAB)	\$11,600.00 B
<b>4.75" Shaft</b>		
400-3037	14X4 ROCKMONSTER (3-1/2" API-IF, F/F)	\$11,700.00 B
400-3038	14X5 ROCKMONSTER (3-1/2" API-IF, F/F)	\$12,600.00 B
400-3039	16X5 ROCKMONSTER (3-1/2" API-IF, F/F)	\$15,250.00 B
400-2735	18X5 ROCKMONSTER (3-1/2" API-IF, F/F)	\$18,000.00 B
400-2736	20X6 ROCKMONSTER (3-1/2" API-IF, F/F)	\$21,000.00 B
400-2737	22X6 ROCKMONSTER (3-1/2" API-IF, F/F)	\$22,000.00 B
400-1647	24X6 ROCKMONSTER (3-1/2" API-IF, F/F)	\$24,000.00 B
<b>ROCKMASTER BACKREAMERS</b>		
<b>2.75" Shaft</b>		
190-1403	6-2.75 ROCKMASTER TCI 2.59-4F	\$8,660.09 B
<b>4.0" Shaft</b>		
190-1391	8-4.0 ROCKMASTER TCI 2.59-4F	\$11,486.98 B
190-1392	8-4.0 ROCKMASTER MT 2.59-4F	\$10,519.32 B
190-1393	10-4.0 ROCKMASTER TCI 2.59-4F	\$12,128.48 B
190-1394	10-4.0 ROCKMASTER MT 2.59-4F	\$10,624.61 B
190-1395	12-4.0 ROCKMASTER TCI 2.59-4F MOCKUP	\$12,941.75 B
190-1396	12-4.0 ROCKMASTER MT 2.59-4F	\$11,685.96 B
<b>5.75" Shaft</b>		
190-1397	10-5.75 ROCKMASTER TCI 3.5APIM	\$10,954.23 B
190-1398	10-5.75 ROCKMASTER MT 3.5APIM	\$9,697.80 B
190-1399	12-5.75 ROCKMASTER TCI 3.5APIM	\$11,600.07 B
190-1400	12-5.75 ROCKMASTER MT 3.5APIM	\$10,412.76 B
190-1401	14-5.75 ROCKMASTER TCI 3.5APIM	\$12,411.16 B
190-1402	14-5.75 ROCKMASTER MT 3.5APIM	\$10,830.46 B



CONFIDENTIAL

AT30 (less regulated)

**SUGGESTED PRICE LIST  
(F.O.B. PERRY, OKLAHOMA)**

Effective August 1, 2017

PART NO.	DESCRIPTION	MSRP (USD)
<b>BACKREAMER SWIVELS and TABS</b>		
<b>NOTE: Select appropriate option for HD Reamers</b>		
<b>Swivels</b>		
190-2360	12K SWIVEL KIT (12K TAB)	\$357.16 C
190-2359	12K SWIVEL KIT (12K CLEVIS)	\$453.90 C
190-2362	20K SWIVEL KIT (20K TAB)	\$457.05 C
190-2361	20K SWIVEL KIT (20K CLEVIS)	\$596.09 C
190-2364	30K SWIVEL KIT (30K TAB)	\$680.57 C
190-2363	30K SWIVEL KIT (30K CLEVIS)	\$749.03 C
300-1157	30K SWIVEL CLEVIS/TAB	\$1,537.33 C
300-1159	30K SWIVEL 40K SOC F/30K TAB	\$1,436.80 C
400-2559	SWIVEL (2 3/8 M API-R/20K TAB)	\$898.00 C
400-2558	SWIVEL (2 3/8 M API-R/20K CLEVIS)	\$950.00 C
400-2561	SWIVEL (2 3/8 M API-R/30K TAB)	\$1,500.00 C
400-2560	SWIVEL (2 3/8 M API-R/30K CLEVIS)	\$1,800.00 C
<b>Pull Tabs</b>		
400-803	PULL TAB 2.77-4 SS M/30K MTAB	\$284.75 C
400-760	PULL TAB 2.77-4 DS M/30K MTAB	\$284.75 C
400-583	PULL TAB 40K SOC M/30K M TAB	\$284.75 C
400-2419	PULL TAB (2 3/8 M API-R/30K TAB)	\$189.00 C
400-2554	PULL TAB (2 3/8 M API - R/20K TAB)	\$192.50 C
190-2613	12K TAB KIT	\$148.35 C
190-2614	20K TAB KIT	\$171.39 C
190-2615	30K TAB KIT	\$232.90 C
<b>CONNECTORS and ADAPTERS</b>		
908-4102	Adapter 2.375" API M to 350 SPLK II F	\$449.27 C
918-2407	ADAPTER ASSY, HAWKEYE 350 (P) / 2.38 API	\$323.07 C
908-4225	CONNECTOR 2.25-6EZ3 -F / 2.38 -M	\$262.25 C
906-2585	ADAPTER (TRIHAWK, M / 2-3/8 API-REG,M)	\$579.97 C
908-4269	Connector SPLKII 350 -F / 2.59-4 -M	\$477.54 C
918-3024	CONNECTOR HAWKEYE 390-M / 2.38 REG-M	\$365.85 C
401-273	CONNECT 2.59-4F/2.77-4F DS AT	\$413.37 C
401-272	CONNECT 2.77-4M DS AT/2.59-4M	\$248.02 C
400-2570	CONNECTOR (2 3/8 M API-R/2 3/8 M API-R)	\$223.00 C
368-379	PULL SOCKET 40K SOC F/2.59-4 M	\$621.71 C
400-781	PULL CLEVI 2.77-4F DS/30K CLEV	\$293.56 C
400-805	PULL CLEVI 2.77-4F SS/30K CLEV	\$281.90 C
<b>QUICK WRENCH JAWS</b>		
368-687	2.35" QUICK WRENCH JAW	\$138.26 C
400-004	3.25" QUICK WRENCH JAW (1.0" THK)	\$182.85 C
368-682	3.75" QUICK WRENCH JAW (1.0" THK)	\$181.86 C
369-795	4.75" TRI-CONE WRENCH JAW (1.0" THK)	\$130.80 C
400-928	5.5" TRI-CONE WRENCH JAW (1.0" THK)	\$89.78 C
400-1119	6.65" SOFT FORMATION WRENCH JAW (1" THK)	\$84.62 C

Supersedes All Previous Price Lists---Prices Subject to Change Without Notice

The Charles Machine Works, Inc.; PO Box 66; Perry, OK 73077

(AT30 (less regulated) - 341)



CONFIDENTIAL

AT30 (less regulated)

**SUGGESTED PRICE LIST  
(F.O.B. PERRY, OKLAHOMA)**

Effective August 1, 2017

PART NO.	DESCRIPTION	MSRP (USD)
<b>PULLING ACCESSORIES</b>		
400-242	BIT PULL EYE ASSEMBLY	\$96.68 C
110-040	3/4" ANCHOR SHACKLE (7/8" PIN)	\$28.56 C
110-987	7/8" ANCHOR SHACKLE (1" PIN)	\$37.15 C
906-2627	Trihawk I Pullback Assembly 16-40k	\$119.00 C
906-2523	Trihk III Pull Back Tooth Kit 24-40K Lbs	\$74.80 C
906-2625	Trihawk V Pullback Ass'y 24-40k Drills	\$125.00 C
<b>Pulling Grip</b>		
185-917	PULLING GRIP (3/4"-1 1/4")	\$56.28 C
185-918	PULLING GRIP (1 1/4"-2")	\$58.04 C
185-919	PULLING GRIP (2"-2 3/4")	\$62.58 C
185-920	PULLING GRIP (2 3/4"-3 1/2")	\$67.66 C
185-921	PULLING GRIP (3 1/2"-4 1/4")	\$74.49 C
<b>Heavy Duty Pulling Grip</b>		
185-922	PULLING GRIP (3/4"-1 1/4")PLASTIC COATED	\$76.81 C
185-923	PULLING GRIP (1 1/4"-2")PLASTIC COATED	\$85.87 C
185-924	PULLING GRIP (2"-2 3/4")PLASTIC COATED	\$108.61 C
185-925	PULLING GRIP (2 3/4"-3 1/2")PLASTIC COAT	\$131.34 C
185-926	PULLING GRIP (3 1/2"-4 1/4")PLASTIC COAT	\$157.82 C
<b>Pulling Grip With Swivel</b>		
185-904	PULLING GRIP (1-1/4" TO 2") W / SWVL	\$86.97 C
185-906	PULLING GRIP (2" TO 2-3/4") W / SWVL	\$119.20 C
185-907	PULLING GRIP (2-3/4"TO 3-1/2") W / SWVL	\$135.75 C
185-913	PULLING GRIP (3-1/2"TO 4-1/4") W / SWVL	\$149.00 C
185-914	PULLING GRIP (4-1/4"TO 4-3/4") W / SWVL	\$166.66 C

**SPECIAL PAINT**

Special color charge is per each unit - specify color code. (If first time color order, please provide 2"x3" color chip.)

From the time of confirmation, any special paint order is non-cancelable and non-returnable.

Please allow 30 days from time of order to delivery.

Orders with less than 30 days from order to delivery are subject to applicable surcharge(s).

Prices do not include the application of special or branded paints; i.e.) DuPont, Sherwin-Williams, PPG, metallic or base coat / clear coat.

Charges do not include price of paint.

Call for Pricing A



CONFIDENTIAL

AT30 (highly regulated)

Changes since the July 1, 2017 price list:

Effective August 1, 2017

- Added:

- 400-2740 5.5-RMO-700 (IADC 727)
  - 400-2735 18X5 ROCKMONSTER (3-1/2" API-IF, F/F)
  - 400-2736 20X6 ROCKMONSTER (3-1/2" API-IF, F/F)
  - 400-2737 22X6 ROCKMONSTER (3-1/2" API-IF, F/F)
  - 400-1647 24X6 ROCKMONSTER (3-1/2" API-IF, F/F)



CONFIDENTIAL

AT30 (highly regulated)

**SUGGESTED PRICE LIST  
(F.O.B. PERRY, OKLAHOMA)**

Effective August 1, 2017

PART NO.	DESCRIPTION	MSRP (USD)
----------	-------------	------------

**STANDARD UNIT**

The **Ditch Witch® JT30 All Terrain Jet Trac®** drilling system is a self-contained, surface launched, fluid assisted, mechanical drilling system. The basic unit includes the following:

- Cummins QSB4.5 water cooled diesel engine (160 hp gross) EPA Tier 4, EU Stage IV Compliant
- Electrical Strike System (module and barriers)
- 2 post cylinder assist stake system (without auger flighting)
- Hydraulic drill pipe loader with automated controller
- Rack and Pinion drill frame and carriage
- Rubber tracks
- Tethered ground drive control
- Cold start kit
- Dual batteries
- Antifreeze kit
- Telematics
- Ship Kit - Includes the following:
  - Drill pipe wiper seal
  - Copper thread compound with brush
  - Tip cleaner set
  - Complete quick wrench set
  - Spray wand

If you select a standard machine configuration, you must also order the “shipped with” items listed below.

**JT30 ALL TERRAIN STANDARD #1**

**AT30A-1** Base Unit:Hi Reg, No Cab, Tethered - Includes:

022-1136 AT30 BASIC - CORE GROUP  
350-4519 JT/ AT30 T4 POWER PACK  
350-2873 AT GEARBOX CARRIAGE ASSEMBLY  
400-1491 AT30 3.25 X 2.23 P PIPE ASSEMBLY  
400-1494 AT30 3.25" AT POWER PIPE LEAD  
350-4587 JT30 / AT30 NO CAB ASSEMBLY T4F  
270-6627 JT/AT30 T4 PRODUCTION DECAL KIT  
350-4433 TETHER ASSY JT30 / AT30

**Total \$268,888.71 T****JT30 ALL TERRAIN STANDARD #2**

**AT30A-2** Base Unit:Hi Reg, With Cab - Includes:

022-1136 AT30 BASIC - CORE GROUP  
350-4519 JT/ AT30 T4 POWER PACK  
350-2873 AT GEARBOX CARRIAGE ASSEMBLY  
400-1491 AT30 3.25 X 2.23 P PIPE ASSEMBLY  
400-1494 AT30 3.25" AT POWER PIPE LEAD  
350-4566 JT/AT30 CAB ASSEMBLY T4  
270-6627 JT/AT30 T4 PRODUCTION DECAL KIT  
350-4433 TETHER ASSY JT30 / AT30

**Total \$292,578.71 T**

Supersedes All Previous Price Lists---Prices Subject to Change Without Notice

The Charles Machine Works, Inc.; PO Box 66; Perry, OK 73077

(AT30 (highly regulated) - 344)



CONFIDENTIAL

AT30 (highly regulated)

**SUGGESTED PRICE LIST  
(F.O.B. PERRY, OKLAHOMA)**

Effective August 1, 2017

PART NO.	DESCRIPTION	MSRP (USD)	
<b>JT30 ALL TERRAIN STANDARD #3</b>			
<b>AT30A-3</b>	Base Unit: Hi Reg, No Cab, Wireless - Includes:		
022-1136	AT30 BASIC - CORE GROUP		
350-4519	JT/ AT30 T4 POWER PACK		
350-2873	AT GEARBOX CARRIAGE ASSEMBLY		
400-1491	AT30 3.25 X 2.23 P PIPE ASSEMBLY		
400-1494	AT30 3.25" AT POWER PIPE LEAD		
350-4587	JT30 / AT30 NO CAB ASSEMBLY T4F		
270-6627	JT/AT30 T4 PRODUCTION DECAL KIT		
350-4421	REMOTE CONTROL GROUP		
		<b>Total</b>	<b>\$269,918.71 T</b>
<b>BASIC UNIT</b>			
<b>022-1136</b>	AT30 BASIC - CORE GROUP with rubber tracks	\$162,798.71	T
	Shipped with: 350-4519 JT/ AT30 T4 POWER PACK	\$74,675.00	T
	270-6627 JT/AT30 T4 PRODUCTION DECAL KIT	\$52.95	C
	350-2873 AT GEARBOX CARRIAGE ASSEMBLY	\$27,089.38	T
	190-2021 AT30 PIPE BOX KIT (TALL)	\$4,053.46	C
			\$268,669.50
<b>OPERATOR'S STATION (Select one)</b>			
350-4587	JT30 / AT30 NO CAB ASSEMBLY T4F	\$3,399.00	T
350-4566	JT/AT30 CAB ASSEMBLY T4	\$25,235.00	T
<b>DECAL KITS – AT30 (Select one)</b>			
270-6627	JT/AT30 T4 PRODUCTION DECAL KIT	\$52.95	C
270-6675	AT/JT30 T4F ISO DECAL KIT	\$38.33	C
<b>NOTE: ISO decals will be shipped with all translation decals and any basic unit shipped outside the United States.</b>			
<b>SHIP KITS (Select one)</b>			
190-1749	AT/JT30 STANDARD SHIP KIT	\$1,476.92	C
190-2414	AT/JT30 FLUSH SHIP KIT	\$1,490.56	C
<b>GROUND DRIVE CONTROLS (Select one)</b>			
350-4433	TETHER ASSY JT30 / AT30	\$1,153.60	T
350-4421	REMOTE CONTROL GROUP	\$2,183.60	T

Supersedes All Previous Price Lists---Prices Subject to Change Without Notice

The Charles Machine Works, Inc.; PO Box 66; Perry, OK 73077

(AT30 (highly regulated) - 345)



CONFIDENTIAL

AT30 (highly regulated)

**SUGGESTED PRICE LIST  
(F.O.B. PERRY, OKLAHOMA)**

Effective August 1, 2017

PART NO.	DESCRIPTION			MSRP (USD)	
<b>ANCHOR SYSTEM (Select Standard or Rock)</b>					
<b>Standard –</b>					
300-3665	ANCHOR SHAFT	2 required	\$1,067.05		C
300-3673	ANCHOR END, AUGER, 10"	2 required	\$585.65		C
329-506	CENTERING CAP	2 required	\$296.04		C
				\$3,897.48	C
<b>Rock –</b>					
300-3676	ANCHOR SHAFT with replaceable bits	2 required	\$1,081.21		C
300-4040	ROCK BIT ASSEMBLY	2 required	\$686.87		C
300-3693	CENTERING CAP	2 required	\$316.64		C
				\$4,169.44	C
<b>ACCESSORIES</b>					
149-973	SPLIT ROD WIPER 1.75" ID			\$94.25	C
100-794	GROUNDING KIT	(Required if not using anchor system)		\$942.05	C
100-074	STRIKE MAT KIT	(Required when hand loading pipe)		\$605.52	C
190-2680	UMBRELLA KIT	(Required if not ordering cab option)		\$439.80	C
190-2018	JT30 PIPE BOX KIT (SHORT)	(pipe quantity = 24)		\$2,910.89	C
190-2019	JT30 PIPE BOX KIT (TALL)	(pipe quantity = 48)		\$4,012.93	C
190-2020	AT30 PIPE BOX KIT (SHORT)	(pipe quantity = 20)		\$3,637.76	C
190-2021	AT30 PIPE BOX KIT (TALL)	(pipe quantity = 35)		\$4,053.46	C
<b>See Drill Pipe for AT/JT Conversion Part Numbers</b>					
190-2138	JT25/JT30/AT30 T4F UPTIME KIT			\$955.00	B
<b>ENVIRONMENTAL HYDRAULIC OIL</b>					
256-030	ENVIROMENTAL HYD OIL (MOBILE)	41 required	\$49.53	\$2,030.73	A
274-672	ENVIRO HYDRAULIC RESERVOIR			\$7.43	C
702-672	ENVIRO HYDRAULIC RESERVOIR FR			\$15.50	C
704-672	ENVIRO HYDRAULIC RESERVOIR GR			\$15.50	C
710-672	ENVIRO HYDRAULIC RESERVOIR IT			\$15.50	C
706-672	ENVIRO HYDRAULIC RESERVOIR SP			\$15.50	C
<b>TRACKING ELECTRONICS / DrillLok™</b>					
<b>See Ditch Witch® Electronics Price List</b>					



CONFIDENTIAL

AT30 (highly regulated)

**SUGGESTED PRICE LIST  
(F.O.B. PERRY, OKLAHOMA)**

Effective August 1, 2017

PART NO.	DESCRIPTION	MSRP (USD)
<b>DOWNHOLE TOOLS</b>		
For nozzle placement, size and angle, reference the Downhole Tools Parts Book.		
<b>DRILL PIPE</b>		
<b>AT Pipe</b>		
400-1491	AT30 3.25 X 2.23 P PIPE ASSEMBLY	each \$833.55 D
	Shipped with: 400-1494 AT30 3.25" AT POWER PIPE LEAD	\$1,083.00 P
355-1225	POWER PIPE FLUSH 2.94 X 3.25 2.77-4 9.3'	each \$835.00 D
	Shipped with: 118-1004 GRIPPER PAD COBBLE	2 required \$90.04 \$180.08 C
	300-4079 GRIPPER PAD	2 required \$83.25 \$166.50 C
<b>JT Pipe and Conversion Parts</b>		
355-1094	POWER PIPE HD UL 2.38 X 2.75 2.11-4 3M	each \$325.00 D
	Shipped with: 400-1491 AT30 3.25 X 2.23 P PIPE ASSEMBLY	\$833.55 P
	400-1494 AT30 3.25" AT POWER PIPE LEAD	\$1,083.00 P
	400-2215 SAVERLOK AT30/2.11	\$459.00 C
	300-4075 GRIPPER PAD	2 required \$71.59 \$143.18 C
	118-492 GRIPPER PAD	2 required \$70.97 \$141.94 C
355-1111	JT30 PP HD FM 2.38 X 2.75 2.11-4 3M	each \$359.00 D
	Shipped with: 400-1491 AT30 3.25 X 2.23 P PIPE ASSEMBLY	\$833.55 P
	400-1494 AT30 3.25" AT POWER PIPE LEAD	\$1,083.00 P
	400-2215 SAVERLOK AT30/2.11	\$459.00 C
	300-4075 GRIPPER PAD	2 required \$71.59 \$143.18 C
	118-492 GRIPPER PAD	2 required \$70.97 \$141.94 C
<b>Forged HD Pipe</b>		
355-1244	JT25/30 DW FORGED HD 2.38X2.75 2.11-4 3M	each \$379.00 D
	Shipped with: 300-4075 GRIPPER PAD	\$71.59 C
	118-492 GRIPPER PAD	\$70.97 C
	400-2215 SAVERLOK AT30/2.11	\$459.00 C
<b>QUICK CONNECT SYSTEMS</b>		
<b>EZ CONNECT</b>		
400-1505	E Z CONNECT 3 (2.11-4)	\$850.00 C
400-1507	E Z CONNECT 3 (2.77 - 4)	\$880.00 C
400-1067	T-SUB 27AT X 40M1 EZ CON	\$999.00 C
<b>HAWKEYE™</b>		
918-2455	Starter Rod Hawkeye 350-F / 2.11-4-M	\$490.61 C
918-2493	Start Rod HWKEYE 350-F/2.11-4-M (L)	\$670.79 C
	<b>Both shipped with:</b>	
	918-2439 Collar Hawkeye 350	\$154.10 C
918-3049	Starter Rod Hawkeye 390-F / 2.11-4-M	\$542.80 C
918-3091	Start Rod HWKEYE 390-F/2.11-4-M (L)	\$828.11 C
	<b>Both shipped with:</b>	
	918-3029 Collar Hawkeye 390	\$182.81 C

Supersedes All Previous Price Lists---Prices Subject to Change Without Notice

The Charles Machine Works, Inc.; PO Box 66; Perry, OK 73077

(AT30 (highly regulated) - 347)





CONFIDENTIAL

AT30 (highly regulated)

**SUGGESTED PRICE LIST  
(F.O.B. PERRY, OKLAHOMA)**

Effective August 1, 2017

PART NO.	DESCRIPTION	MSRP (USD)	
<b>SPLINELOK®</b>			
908-4276	Starter Rod Assm SPKII350-M / 2.11-4-M	\$836.93	C
908-4312	Start Rod Assm SPKII350-M / 2.11-4-M (L)	\$979.25	C
<b>TRANSITION SUBS</b>			
400-2191	TRANSITION SUB 2.11 M / 2.38 M API-R	\$599.00	C
400-2305	T-SUB (2.77-4M DS / 2-3/8M API-R)	\$599.00	C
369-410	TRANSITION SUB 2700T UFE AT	\$579.52	C
400-057	TRANSITION SUB 4.75 AT COBBLE	\$645.00	C
<b>ROCK DRILLING TOOLS</b>			
350-1254	ROCKMASTER 86	\$5,779.28	C
	Shipped with: 191-001 ASSEMBLY TOOL KIT	\$158.07	C
	400-004 3.25" QUICK WRENCH JAW (1.0" THK)	\$182.85	C
		\$6,120.20	C
401-329	ROCKMASTER TOOL 86	\$5,824.00	C
	Shipped with: 191-001 ASSEMBLY TOOL KIT	\$158.07	C
	400-004 3.25" QUICK WRENCH JAW (1.0" THK)	\$182.85	C
		\$6,164.92	C
401-159	3.75 ROCKMASTER TOOL SBRP	\$5,463.12	C
	Shipped with: 191-001 ASSEMBLY TOOL KIT	\$158.07	C
	369-795 4.75" TRI-CONE WRENCH JAW (1.0" THK)	\$130.80	C
	400-004 3.25" QUICK WRENCH JAW (1.0" THK)	\$182.85	C
		\$5,934.84	C
400-2727	4.5 ROCKMASTER TXU(2.77-4M DS/2-7/8F R)	\$5,779.28	C
400-1314	4.75" COBBLE ROCKMASTER HOUSING	\$5,980.00	C
	Shipped with: 191-001 ASSEMBLY TOOL KIT	\$158.07	C
	400-004 3.25" QUICK WRENCH JAW (1.0" THK)	\$182.85	C
		\$6,320.92	C
<b>REBUILD TOOL KIT</b>			
190-2717	TOOL KIT	\$432.00	C
<b>BEACON HOUSING</b>			
908-4080	3.25" PWRHOUSE HD/6H-16MM/DW/2-3/8" REG	\$1,255.00	C
908-4290	ASSY, 3.75 UNIVERSAL HOUSING	\$3,099.79	C
<b>TRIHAWK</b>			
906-2426	TRIHAWK I / 5.12 / 3.5 HSG / 24-40K DRLL	\$3,709.77	C
906-2519	TriHawk III / 5.5 / 3.5 HSG / 24-40K Drll	\$2,606.65	C
906-2530	TriHawk IV / 5.5 / 3.5 HSG / 24-40K Drlls	\$2,451.92	C
906-2571	TriHawk V / 4.8 / 3.5 HSG / 24-40K Drlls	\$1,810.81	C
906-2697	3.5" TriHawk Drt Bit Adapter/ DW6 / M16	\$596.76	C
906-2698	3.5" TriHawk Drt Bit Adapter/ DW6 / M20	\$727.25	C
906-2712	Reamer Assm, 24-40k Trihawk	\$895.83	C

Supersedes All Previous Price Lists---Prices Subject to Change Without Notice

The Charles Machine Works, Inc.; PO Box 66; Perry, OK 73077

(AT30 (highly regulated) - 348)

**SUGGESTED PRICE LIST**  
**(F.O.B. PERRY, OKLAHOMA)**

Effective August 1, 2017

PART NO.	DESCRIPTION	MSRP (USD)
----------	-------------	------------

**DRILL BITS**

	5	6/16	75	10
Bit Width	Hole Qty.	Bolt Size	Thickness	Bend Angle
4" (102 mm)	6	16	.75" (13mm)	00
4.5" (114 mm)				10
5" (127 mm)				
5.5" (140 mm)				
6" (152 mm)				
6.4" (162 mm)				
6.5" (165 mm)				

**6 HOLE BITS**

**Baracuda Bit**

400-1587 4-6/16-75-10 CUDA BIT \$155.53 C

**Claw Bit**

400-1671 4-6/16-1-10 CLAW BIT \$215.00 C

400-1673 5-6/16-1-10 CLAW BIT \$230.36 C

**Hard Surface Bit**

400-1649 4-6/16-75-10 HARD SURFACE BIT \$85.49 C

400-1651 5-6/16-1-10 HARD SURFACE BIT \$117.42 C

400-1655 6-6/16-1-10 HARD SURFACE BIT \$129.00 C

**Sand Bit**

400-1657 4-6/16-75-10 SAND BIT \$117.89 C

400-1659 5-6/16-1-10 SAND BIT \$147.29 C

**Sewer Bit**

368-144 5.5-6/16-75-00 SEWER BIT \$230.00 C

**Steep Taper Bit**

400-217 4.5-6/16-75-00 STEEP BIT \$143.54 C

400-170 4.5-6/16-75-10 STEEP BIT \$160.00 C

369-183 5-6/16-75-00 STEEP BIT \$165.00 C

369-466 5-6/16-75-10 STEEP BIT \$160.68 C

369-179 6.4-6/16-75-00 STEEP BIT \$166.04 C

369-467 6.4-6/16-75-10 STEEP BIT \$171.39 C

**Tornado Bit**

400-1933 4.5-6/16-75-10 TORNADO BIT \$265.00 C

400-1935 5-6/16-75-10 TORNADO BIT \$275.39 C

400-1937 6.5-6/16-75-10 TORNADO BIT \$293.68 C

**Tuff Bit**

400-172 4.5-6/16-75-10 TUFF BIT \$257.00 C

369-735 5-6/16-75-10 TUFF BIT \$279.00 C

369-737 6.5-6/16-75-10 TUFF BIT \$285.00 C

400-122 4-6/16-75-10 ST TUFF BIT \$389.00 C

400-124 5-6/16-75-10 ST TUFF BIT \$485.00 C

**DRILLING BITS**

400-3035 RHINO ROCK BIT ASS'Y (4.6-6-16MM) \$2,965.41 C



CONFIDENTIAL

AT30 (highly regulated)

**SUGGESTED PRICE LIST  
(F.O.B. PERRY, OKLAHOMA)**

Effective August 1, 2017

PART NO.	DESCRIPTION	MSRP (USD)
<b>DRILL HEADS - ROCK</b>		
<b>Cobble Bit</b>		
400-972	5.38 AT27M1 COBBLE BIT	\$2,868.67 C
<b>Rockmaster™ Bit</b>		
400-2421	4.75-RMO-500 (533)	\$1,659.00 D
400-2420	4.75-RMS-500 (517)	\$3,789.00 D
400-2317	5.5-RMO-500 (533)	\$1,763.00 D
400-2319	5.5-RMS-500 (517)	\$4,023.00 D
400-2517	5.5-RMS-600 (637)	\$4,023.00 D
400-2740	5.5-RMO-700 (IADC 727)	\$4,413.35 D
<b>Soft Formation Bit</b>		
400-971	5.25 AT27M1 SOFT FORMATION BIT	\$2,206.67 C
400-1094	6.65" 27AT SOFT FORMATION BIT ASS'Y	\$3,170.75 D
<b>Tri-Cone Bit</b>		
401-349	5.5-TCI-HDS2 (517)	\$5,551.70 D
401-345	5.5-TCI-HDX40 (627)	\$6,695.00 D
400-2314	4.75-DWO-600 (612)	\$1,259.00 D
400-2520	5.50-DWM-200 (211)	\$1,015.00 D
<b>Piranha Bit</b>		
400-2972	5-1/2" PIRANHA BIT (2-7/8" API-REG)	\$899.00 C
400-2981	5.5" PIRANHA BIT BLOCK 1" THK (option for 400-2972)	\$105.25 C
<b>BACKREAMERS</b>		
<b>BEAVERTAIL HD 2-3/8</b>		
<b>NOTE: Select appropriate thread-in option below.</b>		
<b>3.25" Shaft</b>		
400-2381	8-3.25 BVT RMR (2-3/8 API-R, F/F)	\$1,225.00 C
400-2382	10-3.25 BVT RMR (2-3/8 API-R, F/F)	\$1,357.99 C
400-2383	12-3.25 BVT RMR (2-3/8 API-R, F/F)	\$1,475.00 C
400-2384	14-3.25 BVT RMR (2-3/8 API-R, F/F)	\$1,705.93 C
400-2385	16-3.25 BVT RMR (2-3/8 API-R, F/F)	\$1,823.38 C
400-2386	18-3.25 BVT RMR (2-3/8 API-R, F/F)	\$2,151.70 C
400-2387	20-3.25 BVT RMR (2-3/8 API-R, F/F)	\$2,375.00 C
400-2388	24-3.25 BVT RMR (2-3/8 API-R, F/F)	\$2,675.00 C
<b>WARTHOG™ HD 2-3/8</b>		
<b>NOTE: Select appropriate thread-in option below.</b>		
<b>3.25" Shaft</b>		
400-2349	8" - 3.25" WARTHOG HD (2 3/8" API-R F-F)	\$1,273.50 C
400-2350	10" - 3.25" WARTHOG HD (2 3/8" API-R F-F)	\$1,655.00 C
400-2351	12" - 3.25" WARTHOG HD (2 3/8" API-R F-F)	\$1,751.02 C
400-2352	14" - 3.25" WARTHOG HD (2 3/8" API-R F-F)	\$1,986.55 C
400-2353	16" - 3.25" WARTHOG HD (2 3/8" API-R F-F)	\$2,100.00 C
400-2354	18" - 3.25" WARTHOG HD (2 3/8" API-R F-F)	\$2,599.45 C
400-2355	20" - 3.25" WARTHOG HD (2 3/8" API-R F-F)	\$2,790.00 C
400-2356	24" - 3.25" WARTHOG HD (2 3/8" API-R F-F)	\$3,250.00 C

Supersedes All Previous Price Lists---Prices Subject to Change Without Notice

The Charles Machine Works, Inc.; PO Box 66; Perry, OK 73077

(AT30 (highly regulated) - 350)



CONFIDENTIAL

AT30 (highly regulated)

**SUGGESTED PRICE LIST  
(F.O.B. PERRY, OKLAHOMA)**

Effective August 1, 2017

PART NO.	DESCRIPTION	MSRP (USD)
<b>FLUTED HD 2-3/8 3.25" Shaft Reamer Only</b>		
400-2683	6.5-3.25 FLUTED HD(2-3/8 API-R,F/20K FLG	\$975.00 C
400-2396	8-3.25 FLUTED HD (2 3/8 API-R,F/20K FLG)	\$1,240.00 C
400-2397	10-3.25 FLUTED HD (2 3/8 API-R,F/20K FLG	\$1,888.70 C
400-2398	12-3.25 FLUTED HD (2 3/8 API-R,F/30K FLG	\$2,588.89 C
400-2399	14-3.25 FLUTED HD (2 3/8 API-R,F/30K FLG	\$3,295.57 C
400-2400	16-3.25 FLUTED HD (2 3/8 API-R,F/30K FLG	\$3,986.54 C
400-2401	18-3.25 FLUTED HD (2 3/8 API-R,F/30K FLG	\$4,329.49 C
<b>Reamer Assembly with Tab</b>		
400-2901	6.5-3.25 FLUTED(2 3/8API-R F/20K TAB)	\$1,311.15 C
400-2904	8-3.25 FLUTED(2-3/8API-R F/20K TAB)	\$1,576.15 C
400-2907	10-3.25 FLUTED(2-3/8API-R F/20K TAB)	\$2,224.85 C
400-2910	12-3.25 FLUTED(2-3/8API-R F/30K TAB)	\$2,986.55 C
400-2913	14-3.25 FLUTED(2-3/8API-R F/30K TAB)	\$3,693.23 C
400-2916	16-3.25 FLUTED(2-3/8API-R F/30K TAB)	\$4,384.20 C
400-2919	18-3.25 FLUTED(2-3/8API-R F/30K TAB)	\$4,727.15 C
<b>Reamer Assembly with Swivel Tab</b>		
400-2899	6.5-3.25 FLUTED(2 3/8API-R F/20K SW,TB)	\$1,596.81 C
400-2902	8-3.25 FLUTED(2 3/8API-R F/20K SW,TB)	\$1,861.81 C
400-2905	10-3.25 FLUTED(2-3/8API-R F/20K SW,TB)	\$2,510.51 C
400-2908	12-3.25 FLUTED(2-3/8API-R F/30K SW,TB)	\$3,434.22 C
400-2911	14-3.25 FLUTED(2-3/8API-R F/30K SW,TB)	\$4,140.90 C
400-2914	16-3.25 FLUTED(2-3/8API-R F/30K SW,TB)	\$4,831.87 C
400-2917	18-3.25 FLUTED(2-3/8API-R F/30K SW,TB)	\$5,174.82 C
<b>Reamer Assembly with Swivel Clevis</b>		
400-2900	6.5-3.25 FLUTED(2 3/8API-R F/20K SW,CL)	\$1,735.85 C
400-2903	8-3.25 FLUTED(2-3/8API-R F/20K SW,CL)	\$2,000.85 C
400-2906	10-3.25 FLUTED(2-3/8API-R F/20K SW,CL)	\$2,649.55 C
400-2909	12-3.25 FLUTED(2-3/8API-R F/30K SW,CL)	\$3,502.68 C
400-2912	14-3.25 FLUTED(2-3/8API-R F/30K SW,CL)	\$4,209.36 C
400-2915	16-3.25 FLUTED(2-3/8API-R F/30K SW,CL)	\$4,900.33 C
400-2918	18-3.25 FLUTED(2-3/8API-R F/30K SW,CL)	\$5,243.28 C

Supersedes All Previous Price Lists---Prices Subject to Change Without Notice

The Charles Machine Works, Inc.; PO Box 66; Perry, OK 73077

(AT30 (highly regulated) - 351)



CONFIDENTIAL

AT30 (highly regulated)

**SUGGESTED PRICE LIST  
(F.O.B. PERRY, OKLAHOMA)**

Effective August 1, 2017

PART NO.	DESCRIPTION	MSRP (USD)
<b>KODIAK™ HD 2-3/8</b>		
<b>3.25" Shaft</b>		
<b>Reamer Only</b>		
<b>NOTE: Select appropriate swivel kit option below.</b>		
400-2357	8-3.25 KODIAK (2-3/8 API-R, F/12K FLG) (uses 12K swivel)	\$1,674.48 C
400-2358	10-3.25 KODIAK (2-3/8 API-R, F/20K FLG) (uses 20K swivel)	\$2,250.00 C
400-2359	12-3.25 KODIAK (2-3/8 API-R, F/20K FLG) (uses 20K swivel)	\$2,686.23 C
400-2360	14-3.25 KODIAK (2-3/8 API-R, F/30K FLG) (uses 30K swivel)	\$3,175.00 C
400-2361	16-3.25 KODIAK (2-3/8 API-R, F/30K FLG) (uses 30K swivel)	\$4,015.93 C
400-2362	18-3.25 KODIAK (2-3/8 API-R, F/30K FLG) (uses 30K swivel)	\$4,716.05 C
<b>Reamer Assembly with Tab</b>		
400-2811	8-3.25 KODIAK(2-3/8API-R F/12K TAB)	\$1,987.59 C
400-2814	10-3.25 KODIAK(2-3/8API-R F/20K TAB)	\$2,586.15 C
400-2817	12-3.25 KODIAK(2-3/8API-R F/20K TAB)	\$3,022.38 C
400-2820	14-3.25 KODIAK(2-3/8API-R F/30K FLG)	\$3,572.66 C
400-2823	16-3.25 KODIAK(2-3/8API-R F/30K TAB)	\$4,413.59 C
400-2826	18-3.25 KODIAK(2-3/8API-R F/30K TAB)	\$5,113.71 C
<b>Reamer Assembly with Swivel Tab</b>		
400-2809	8-3.25 KODIAK(2-3/8API-R F/12K SW,TB)	\$2,196.40 C
400-2812	10-3.25 KODIAK(2-3/8API-R F/20K SW,TB)	\$2,871.81 C
400-2815	12-3.25 KODIAK(2-3/8API-R F/20K SW,TB)	\$3,308.04 C
400-2818	14-3.25 KODIAK(2-3/8API-R, F/30K SW,TB)	\$4,020.33 C
400-2821	16-3.25 KODIAK(2-3/8API-R F/30K SW,TB)	\$4,861.26 C
400-2824	18-3.25 KODIAK(2-3/8API-R F/30K SW,TB)	\$5,561.38 C
<b>Reamer Assembly with Swivel Clevis</b>		
400-2810	8-3.25 KODIAK(2-3/8API-R F/12K SW,CL)	\$2,293.14 C
400-2813	10-3.25 KODIAK(2-3/8API-R F/20K SW,CL)	\$3,010.85 C
400-2816	12-3.25 KODIAK(2-3/8API-R F/20K SW,CL)	\$3,447.08 C
400-2819	14-3.25 KODIAK(2-3/8API-R F/30K SW,CL)	\$4,088.79 C
400-2822	16-3.25 KODIAK(2-3/8API-R F/30K SW,CL)	\$4,929.72 C
400-2825	18-3.25 KODIAK(2-3/8API-R F/30K SW,CL)	\$5,629.84 C
<b>ROCKMONSTER BACKREAMERS</b>		
<b>3.75" Shaft</b>		
400-2993	10X4 ROCKMONSTER (2-7/8 API-R/40K TAB)	\$10,000.00 B
400-3036	12X4 ROCKMONSTER (2-7/8 API-R,F/40K TAB)	\$11,600.00 B
<b>4.75" Shaft</b>		
400-3037	14X4 ROCKMONSTER (3-1/2" API-IF, F/F)	\$11,700.00 B
400-3038	14X5 ROCKMONSTER (3-1/2" API-IF, F/F)	\$12,600.00 B
400-3039	16X5 ROCKMONSTER (3-1/2" API-IF, F/F)	\$15,250.00 B
400-2735	18X5 ROCKMONSTER (3-1/2" API-IF, F/F)	\$18,000.00 B
400-2736	20X6 ROCKMONSTER (3-1/2" API-IF, F/F)	\$21,000.00 B
400-2737	22X6 ROCKMONSTER (3-1/2" API-IF, F/F)	\$22,000.00 B
400-1647	24X6 ROCKMONSTER (3-1/2" API-IF, F/F)	\$24,000.00 B

Supersedes All Previous Price Lists---Prices Subject to Change Without Notice

The Charles Machine Works, Inc.; PO Box 66; Perry, OK 73077

(AT30 (highly regulated) - 352)



CONFIDENTIAL

AT30 (highly regulated)

**SUGGESTED PRICE LIST  
(F.O.B. PERRY, OKLAHOMA)**

Effective August 1, 2017

PART NO.	DESCRIPTION	MSRP (USD)
<b>ROCKMASTER BACKREAMERS</b>		
<b>2.75" Shaft</b>		
190-1403	6-2.75 ROCKMASTER TCI 2.59-4F	\$8,660.09 B
<b>4.0" Shaft</b>		
190-1391	8-4.0 ROCKMASTER TCI 2.59-4F	\$11,486.98 B
190-1392	8-4.0 ROCKMASTER MT 2.59-4F	\$10,519.32 B
190-1393	10-4.0 ROCKMASTER TCI 2.59-4F	\$12,128.48 B
190-1394	10-4.0 ROCKMASTER MT 2.59-4F	\$10,624.61 B
190-1395	12-4.0 ROCKMASTER TCI 2.59-4F MOCKUP	\$12,941.75 B
190-1396	12-4.0 ROCKMASTER MT 2.59-4F	\$11,685.96 B
<b>5.75" Shaft</b>		
190-1397	10-5.75 ROCKMASTER TCI 3.5APIM	\$10,954.23 B
190-1398	10-5.75 ROCKMASTER MT 3.5APIM	\$9,697.80 B
190-1399	12-5.75 ROCKMASTER TCI 3.5APIM	\$11,600.07 B
190-1400	12-5.75 ROCKMASTER MT 3.5APIM	\$10,412.76 B
190-1401	14-5.75 ROCKMASTER TCI 3.5APIM	\$12,411.16 B
190-1402	14-5.75 ROCKMASTER MT 3.5APIM	\$10,830.46 B
<b>BACKREAMER SWIVELS and TABS</b>		
<b>NOTE: Select appropriate option for HD Reamers</b>		
<b>Swivels</b>		
190-2360	12K SWIVEL KIT (12K TAB)	\$357.16 C
190-2359	12K SWIVEL KIT (12K CLEVIS)	\$453.90 C
190-2362	20K SWIVEL KIT (20K TAB)	\$457.05 C
190-2361	20K SWIVEL KIT (20K CLEVIS)	\$596.09 C
190-2364	30K SWIVEL KIT (30K TAB)	\$680.57 C
190-2363	30K SWIVEL KIT (30K CLEVIS)	\$749.03 C
300-1157	30K SWIVEL CLEVIS/TAB	\$1,537.33 C
300-1159	30K SWIVEL 40K SOC F/30K TAB	\$1,436.80 C
400-2559	SWIVEL (2 3/8 M API-R/20K TAB)	\$898.00 C
400-2558	SWIVEL (2 3/8 M API-R/20K CLEVIS)	\$950.00 C
400-2561	SWIVEL (2 3/8 M API-R/30K TAB)	\$1,500.00 C
400-2560	SWIVEL (2 3/8 M API-R/30K CLEVIS)	\$1,800.00 C
<b>Pull Tabs</b>		
400-803	PULL TAB 2.77-4 SS M/30K MTAB	\$284.75 C
400-760	PULL TAB 2.77-4 DS M/30K MTAB	\$284.75 C
400-583	PULL TAB 40K SOC M/30K M TAB	\$284.75 C
400-2419	PULL TAB (2 3/8 M API-R/30K TAB)	\$189.00 C
400-2554	PULL TAB (2 3/8 M API - R/20K TAB)	\$192.50 C
190-2613	12K TAB KIT	\$148.35 C
190-2614	20K TAB KIT	\$171.39 C
190-2615	30K TAB KIT	\$232.90 C

Supersedes All Previous Price Lists---Prices Subject to Change Without Notice

The Charles Machine Works, Inc.; PO Box 66; Perry, OK 73077

(AT30 (highly regulated) - 353)



CONFIDENTIAL

AT30 (highly regulated)

**SUGGESTED PRICE LIST  
(F.O.B. PERRY, OKLAHOMA)**

Effective August 1, 2017

PART NO.	DESCRIPTION	MSRP (USD)
<b>CONNECTORS and ADAPTERS</b>		
908-4102	Adapter 2.375" API M to 350 SPLK II F	\$449.27 C
918-2407	ADAPTER ASSY, HAWKEYE 350 (P) / 2.38 API	\$323.07 C
908-4225	CONNECTOR 2.25-6EZ3 -F / 2.38 -M	\$262.25 C
906-2585	ADAPTER (TRIHAWK, M / 2-3/8 API-REG,M)	\$579.97 C
908-4269	Connector SPLKII 350 -F / 2.59-4 -M	\$477.54 C
918-3024	CONNECTOR HAWKEYE 390-M / 2.38 REG-M	\$365.85 C
401-273	CONNECT 2.59-4F/2.77-4F DS AT	\$413.37 C
401-272	CONNECT 2.77-4M DS AT/2.59-4M	\$248.02 C
400-2570	CONNECTOR (2 3/8 M API-R/2 3/8 M API-R)	\$223.00 C
368-379	PULL SOCKET 40K SOC F/2.59-4 M	\$621.71 C
400-781	PULL CLEVI 2.77-4F DS/30K CLEV	\$293.56 C
400-805	PULL CLEVI 2.77-4F SS/30K CLEV	\$281.90 C
<b>QUICK WRENCH JAWS</b>		
368-687	2.35" QUICK WRENCH JAW	\$138.26 C
400-004	3.25" QUICK WRENCH JAW (1.0" THK)	\$182.85 C
368-682	3.75" QUICK WRENCH JAW (1.0" THK)	\$181.86 C
369-795	4.75" TRI-CONE WRENCH JAW (1.0" THK)	\$130.80 C
400-928	5.5" TRI-CONE WRENCH JAW (1.0" THK)	\$89.78 C
400-1119	6.65" SOFT FORMATION WRENCH JAW (1" THK)	\$84.62 C
<b>PULLING ACCESSORIES</b>		
400-242	BIT PULL EYE ASSEMBLY	\$96.68 C
110-040	3/4" ANCHOR SHACKLE (7/8" PIN)	\$28.56 C
110-987	7/8" ANCHOR SHACKLE (1" PIN)	\$37.15 C
906-2627	Trihawk I Pullback Assembly 16-40k	\$119.00 C
906-2523	Trihk III Pull Back Tooth Kit 24-40K Lbs	\$74.80 C
906-2625	Trihawk V Pullback Ass'y 24-40k Drills	\$125.00 C
<b>Pulling Grip</b>		
185-917	PULLING GRIP (3/4"-1 1/4")	\$56.28 C
185-918	PULLING GRIP (1 1/4"-2")	\$58.04 C
185-919	PULLING GRIP (2"-2 3/4")	\$62.58 C
185-920	PULLING GRIP (2 3/4"-3 1/2")	\$67.66 C
185-921	PULLING GRIP (3 1/2"-4 1/4")	\$74.49 C
<b>Heavy Duty Pulling Grip</b>		
185-922	PULLING GRIP (3/4"-1 1/4")PLASTIC COATED	\$76.81 C
185-923	PULLING GRIP (1 1/4"-2")PLASTIC COATED	\$85.87 C
185-924	PULLING GRIP (2"-2 3/4")PLASTIC COATED	\$108.61 C
185-925	PULLING GRIP (2 3/4"-3 1/2")PLASTIC COAT	\$131.34 C
185-926	PULLING GRIP (3 1/2"-4 1/4")PLASTIC COAT	\$157.82 C
<b>Pulling Grip With Swivel</b>		
185-904	PULLING GRIP (1-1/4" TO 2") W / SWVL	\$86.97 C
185-906	PULLING GRIP (2" TO 2-3/4") W / SWVL	\$119.20 C
185-907	PULLING GRIP (2-3/4"TO 3-1/2") W / SWVL	\$135.75 C
185-913	PULLING GRIP (3-1/2"TO 4-1/4") W / SWVL	\$149.00 C
185-914	PULLING GRIP (4-1/4"TO 4-3/4") W / SWVL	\$166.66 C

Supersedes All Previous Price Lists---Prices Subject to Change Without Notice

The Charles Machine Works, Inc.; PO Box 66; Perry, OK 73077

(AT30 (highly regulated) - 354)





CONFIDENTIAL

AT30 (highly regulated)

**SUGGESTED PRICE LIST  
(F.O.B. PERRY, OKLAHOMA)**

**Effective August 1, 2017**

**PART NO. DESCRIPTION**

**MSRP (USD)**

**SPECIAL PAINT**

Special color charge is per each unit - specify color code. (If first time color order, please provide 2"x3" color chip.)

From the time of confirmation, any special paint order is non-cancelable and non-returnable.

Please allow 30 days from time of order to delivery.

Orders with less than 30 days from order to delivery are subject to applicable surcharge(s).

Prices do not include the application of special or branded paints; i.e.) DuPont, Sherwin-Williams, PPG, metallic or base coat / clear coat.

Charges do not include price of paint.

Call for Pricing A





CONFIDENTIAL

**JT40 (less regulated)**

**Changes since the July 1, 2017 price list:**

**Effective August 1, 2017**



CONFIDENTIAL

JT40 (less regulated)

**SUGGESTED PRICE LIST  
(F.O.B. PERRY, OKLAHOMA)**

Effective August 1, 2017

PART NO.	DESCRIPTION	MSRP (USD)
----------	-------------	------------

**STANDARD UNIT**

The **Ditch Witch® JT40 Jet Trac®** drilling system is a self-contained, surface launched, fluid assisted, mechanical drilling system. The basic unit includes the following:

- Cummins QSB4.5 water cooled diesel engine (148 hp gross) EPA Tier 3, EU Stage IIIA compliant
- Electrical Strike System (module and barriers)
- 2 modular cylinder assist anchor system
- Hydraulic drill pipe loader with automated controller
- Rack and Pinion drill frame and carriage
- Rubber tracks
- Wireless jobsite setup/ground drive control
- Drill fluid antifreeze kit
- Operating lights
- Cold start kit
- Dual 925 amp batteries
- Compatible with Ditch Witch® drill pipe or Single Piece Forged drill pipe
- Independent rear stabilizers
- Dual pivot drill frame
- 70 gpm fluid pump
- Telematics
- Ship Kit - Includes the following:
  - Drill pipe wiper seal
  - Copper thread compound with brush
  - Tip cleaner set
  - Complete quick wrench set
  - Spray wand

**JT40 LRC BASIC UNIT - Includes:**

JT40 Base Unit	\$32,900.00	T
Includes: Basic Assembly, Production Decal Kit, Ship Kit, Split Rod Wiper, Hydra-Tong		
Shipped with: Less Regulated EPA T3 Engine - Includes: LRC / ROW - EPA T3	\$67,000.00	T
15' Drill Frame	\$149,000.00	T
Rubber Track Frame	\$32,000.00	T
Single Controls	\$5,300.00	T
70GPM Mud Pump	\$17,500.00	T
	<b>\$303,700.00</b>	<b>T</b>

**NOTE: ISO decals will be shipped with all translation decals and any basic unit shipped outside the United States.**

**Rotation Brake (Select one)**

Rotation Brake	\$1,750.00	T
No Rotation Brake	\$225.00	T



CONFIDENTIAL

JT40 (less regulated)

**SUGGESTED PRICE LIST  
(F.O.B. PERRY, OKLAHOMA)**

Effective August 1, 2017

PART NO.	DESCRIPTION	MSRP (USD)
<b>Operator Station (Select one)</b>		
	Climate Control Cab	\$29,316.00 T
	No Cab (Open Operator Station)	\$12,900.00 T
<b>ANCHOR SYSTEM (Select Heavy Duty or Standard)</b>		
<b>Heavy Duty –</b>		
	HD Rock Anchor	\$14,500.00 T
	HD Dirt Anchor	\$13,900.00 T
<b>ORANGE INTEL™ OPTIONS (Select one)</b>		
350-5370	GPS ONLY FOR TELEMATICS READY	\$530.00 D
350-5372	TELEMATICS	\$1,199.05 D
<b>Note: Equipment Registration Activates GPS and Telematics Boxes</b>		
<b>ORANGE INTEL™ SERVICE PLAN OPTIONS (Optional)</b>		
240-1118	1 Year Data Service Plan GPS ONLY	\$299.40 A
240-1117	1 Year Data Service Plan Telematics	\$359.40 A
<b>Note: Sold in One Year Increments</b>		
<b>Vessel Shipment</b>		
	Vessel Shipment	\$93.50 T
<b>NOTE: Will be shipped with any basic unit shipped outside the United States.</b>		
<b>WIRELINE</b>		
190-2349	WIRE LINE PLATFORM ASSY. (Wireline Platform)	\$1,500.00 C
190-2518	WIRE LINE CARRIAGE KIT (Wireline Compatible)	\$12,223.40 C
<b>ACCESSORIES</b>		
100-794	GROUNDING KIT	\$942.05 C
190-1861	HEATED HOSE KIT (Dealer installed only)	\$730.46 C
190-2329	JT 15' PIPE BOX (SHORT) ASSEMBLY (pipe quantity = 20 Lined or Unlined Pipe) (pipe quantity = 15 SPF Pipe 700)	\$4,200.00 C
<b>TRACKING ELECTRONICS</b>		
<b>See Ditch Witch® Electronics Price List</b>		



CONFIDENTIAL

JT40 (less regulated)

**SUGGESTED PRICE LIST  
(F.O.B. PERRY, OKLAHOMA)**

Effective August 1, 2017

PART NO.	DESCRIPTION	MSRP (USD)
<b>DOWNHOLE TOOLS</b>		
For nozzle placement, size and angle, reference the Downhole Tools Parts Book.		
<b>DRILL PIPE</b>		
355-1211	POWER PIPE HD FM 2.81 X 3.13 2.10-4 15'	each \$564.80 D
355-1210	POWER PIPE HD UL 2.81 X 3.13 2.10-4 15'	each \$542.91 D
355-1130	HIWS1 PIPE 2.63 X 3.10 #700 15'	each \$630.00 D
	All shipped with:	
	Pipe Accessories - Includes:	\$6,350.00 T
	400-2377 SAVERLOK JT/2.10	(select Lined or Unlined Pipe)
	400-2598 SAVERLOK JT/#700	(select SPF Pipe 700)
	190-2328 JT 15' PIPE BOX (TALL) ASSEMBLY	
<b>QUICK CONNECT SYSTEMS</b>		
<b>EZ CONNECT</b>		
400-2462	EZ CON ASSEMBLY (2.10-4M X 2.63-6EZM)	\$918.25 C
400-2687	EZ CON ASSEMBLY (#700M X 2.63-6EZM)	\$1,200.00 C
<b>HAWKEYE™</b>		
918-3074	STARTER ROD ASS'Y (HWKEYE390,F/2.10-4,M)	\$961.27 C
918-3676	STARTER ROD ASS'Y (HWKEYE426,F/2.10-4,M)	\$1,212.09 C
918-3043	STARTER ROD ASS'Y (HWKEYE 390,F/#700,M)	\$1,137.48 C
918-3654	STARTER ROD ASS'Y (HWKEYE 426,F/#700,M)	\$1,279.98 C
<b>SPLINELOK®</b>		
908-4376	STARTER ROD ASS'Y (SPLK2,M/2.10-4,M)	\$1,322.74 C
908-4315	STARTER ROD ASS'Y (SPLK2,M/#700,M)	\$1,321.16 C
<b>TRANSITION SUB</b>		
400-2466	TRANSITION SUB (2.10-4M X 2-7/8 APIRM)	\$585.00 C
400-2685	TRANSITION SUB (#700M X 2-7/8 APIRM)	\$585.00 C
<b>BEACON HOUSING</b>		
908-5280	4.25" PWRHOUSE HD/6H-20MM/DW/2-7/8" REG	\$2,200.00 C
906-5354	4.25" TRIHAWK HD HSG HF / 86B / 2.88 REG	\$4,712.79 C
908-4082	3.75" PWRHOUSE HD/6H-20MM/DW/2-7/8" REG	\$1,569.00 C
908-5270	4.25" PWRHOUSE HD/6H-5/8"/VM/2-7/8" REG	\$2,200.00 C
908-5272	4.25" PWRHOUSE HD/6H-3/4"/VM/2-7/8" REG	\$2,200.00 C
908-4390	4.25 UNIVERSAL HSG (2-7/8 API-R, F / F)	\$3,749.46 C
<b>CONNECTORS</b>		
400-1417	CONNECTOR (2.63-6F EZ2 X 2.88-5M REG)	\$292.31 C
918-3006	CONNECTOR HAWKEYE 390-M / 2.88 REG-M	\$365.85 C
918-3606	CONNECTOR HAWKEYE 426-M / 2.88 REG-M	\$383.93 C
908-4149	Connector Sub 350 SPLK II / 2.88 -M	\$450.60 C

Supersedes All Previous Price Lists---Prices Subject to Change Without Notice

The Charles Machine Works, Inc.; PO Box 66; Perry, OK 73077

(JT40 (less regulated) - 359)

**SUGGESTED PRICE LIST  
(F.O.B. PERRY, OKLAHOMA)**

Effective August 1, 2017

PART NO.	DESCRIPTION	MSRP (USD)
----------	-------------	------------

**DRILL BITS**

	5.2	6/20	1	10	
Bit Width	Hole Qty.	Bolt Size	Thickness	Bend Angle	
5.2" (132 mm)	6	20	1.0" (25mm)	00	
6.4" (162 mm)				10	
7.8" (198 mm)					

**6 HOLE BITS**

**Baracuda Bit**

369-500	5.2-6/20-1-10 BARRACUDA BIT	\$220.67	C
369-504	6.4-6/20-1-10 BARRACUDA BIT	\$232.45	C
369-508	7.8-6/20-1-10 BARRACUDA BIT	\$248.52	C
400-1911	8-6/.75-1-10 BARRACUDA BLADE	\$275.00	C
400-1915	8-6/.75-1-10 ST BARRACUDA BLADE	\$265.00	C

**Claw Bit**

400-1580	5-6/.62-1-10 CLAW BIT	\$272.95	C
400-1582	6-6/.62-1-10 CLAW BIT	\$298.70	C

**Cuda Bit**

400-1562	5-6/.62-1-10 CUDA BIT	\$222.79	C
400-1564	6-6/.62-1-10 CUDA BIT	\$229.00	C

**Durabit**

368-980	5.2-6/20-1-00 DURABIT	\$497.04	C
368-982	6.4-6/20-1-00 DURABIT	\$502.39	C
368-984	7.8-6/20-1-00 DURABIT	\$492.96	C

**Hard Surface Bit**

400-1653	5-6/20-1-10 HARD SURFACE BIT	\$125.00	C
400-1570	5-6/.62-1-10 HARD SURFACE BIT	\$143.00	C
400-1572	6-6/.62-1-10 HARD SURFACE BIT	\$229.00	C

**Monster**

400-1903	8-6/.75-1-10 MONSTER BLADE	\$395.00	C
----------	----------------------------	----------	---

**Sand Bit**

400-1566	5-6/.62-1-10 SAND BIT	\$142.76	C
400-1568	6-6/.62-1-10 SAND BIT	\$179.55	C

**Sewer Bit**

400-022	5.5-6/20-1-00 SEWER BIT	\$248.56	C
400-021	5.5-6/20-1-00 BC SEWER BIT	\$160.00	C

**Shot Gun Bit**

400-1907	6-6/20-1-10 SHOT GUN BIT	\$405.00	C
400-1909	8-6/20-1-10 SHOT GUN BIT	\$430.00	C

**Steep Taper Bit**

369-486	5.2-6/20-1-00 STEEP BIT	\$220.67	C
400-1847	5-6/.62-1-10 STEEP TAPER BIT	\$206.00	C
369-490	6.4-6/20-1-00 STEEP BIT	\$220.67	C
400-1849	6-6/.62-1-10 STEEP TAPER BIT	\$221.45	C



CONFIDENTIAL

JT40 (less regulated)

**SUGGESTED PRICE LIST  
(F.O.B. PERRY, OKLAHOMA)**

Effective August 1, 2017

PART NO.	DESCRIPTION	MSRP (USD)
<b>6 HOLE BITS (Continued)</b>		
<b>Tornado Bit</b>		
400-1939	5-6/20-1-10 TORNADO BIT	\$353.55 C
400-1554	5-6/.62-1-10 TORNADO BIT	\$370.20 C
400-1941	6.5-6/20-1-10 TORNADO BIT	\$363.18 C
400-1558	6-6/.62-1-10 TORNADO BIT	\$353.55 C
400-1901	8-6/20-1-10 TORNADO BIT	\$425.00 C
400-1899	8-6/.75-1-10 TORNADO BIT	\$407.22 C
<b>Tuff Bit</b>		
369-739	5-6/20-1-10 TUFF BIT	\$280.00 C
400-1893	5-6/20-1-10 ST TUFF BIT	\$585.00 C
400-1881	5-6/.62-1-10 TUFF BIT	\$395.00 C
400-1887	5-6/.63-1-10 ST TUFF BIT	\$395.00 C
369-741	6.5-6/20-1-10 TUFF BIT	\$398.00 C
400-1366	6-6/20-1-00 GRADE TUFF BIT	\$380.08 C
400-431	6-6/20-1-10 ST TUFF BIT	\$690.00 C
400-1560	6-6/.62-1-10 TUFF BIT	\$388.31 C
400-1889	6-6/.63-1-10 ST TUFF BIT	\$500.00 C
369-743	8-6/20-1-10 TUFF BIT	\$340.00 C
400-1895	8-6/20-1-10 ST TUFF BIT	\$698.06 C
400-1528	8-6/.62-1-10 TUFF BIT	\$525.30 C
400-1879	8-6/.75-1-10 TUFF BIT	\$573.50 C
400-1891	8-6/.75-1-10 ST TUFF BIT	\$563.00 C
<b>TRIHAWK</b>		
906-5026	Trihk I Bit Assy 50-100K Lbs w/Teeth	\$4,547.36 C
906-5027	TRIHAWK 1 HD BIT ASS'Y, 50-100K	\$4,657.36 C
906-5119	TriHawk III / 6.6/ 4.0 HSG/ 50-100K Drll	\$3,005.58 C
906-5130	TriHawk IV / 6.6/ 4.0 HSG/ 50-100K Drlls	\$2,821.17 C
906-5171	TriHawk V / 5.7/ 4.0 HSG/ 50-100K Drills	\$2,230.43 C
906-5383	6.8" 50-100K TH VI Roller Cone Assy	\$5,537.26 C
906-5166	4.25 Tri HSG Amb 50-100K Drt Bt V 3/4x10	\$781.02 C
906-5165	4.25 Tri HSG Amb 50-100K Drt Bt V 5/8x11	\$781.02 C
906-5296	4.25" TriHawk Drt Bit Adapter/ V6 1/4-10	\$781.02 C
<b>BACKREAMERS</b>		
<b>BEAVERTAIL HD</b>		
<b>NOTE: Select appropriate thread-in option below.</b>		
<b>4.25" Shaft</b>		
400-2508	8-4.25 BVT RMR (2-7/8 API-R, F/F)	\$1,795.10 C
400-2509	10-4.25 BVT RMR (2-7/8 API-R, F/F)	\$1,918.50 C
400-2510	12-4.25 BVT RMR (2-7/8 API-R, F/F)	\$2,150.00 C
400-2511	14-4.25 BVT RMR (2-7/8 API-R, F/F)	\$2,375.00 C
400-2512	16-4.25 BVT RMR (2-7/8 API-R, F/F)	\$2,525.00 C
400-2513	18-4.25 BVT RMR (2-7/8 API-R, F/F)	\$2,706.21 C
400-2514	20-4.25 BVT RMR (2-7/8 API-R, F/F)	\$2,916.25 C
400-2515	24-4.25 BVT RMR (2-7/8 API-R, F/F)	\$3,799.00 C

Supersedes All Previous Price Lists---Prices Subject to Change Without Notice

The Charles Machine Works, Inc.; PO Box 66; Perry, OK 73077

(JT40 (less regulated) - 361)



CONFIDENTIAL

JT40 (less regulated)

## SUGGESTED PRICE LIST

(F.O.B. PERRY, OKLAHOMA)

Effective August 1, 2017

PART NO.	DESCRIPTION	MSRP (USD)
<b>WARTHOG™ HD 2-7/8</b>		
<b>NOTE: Select appropriate thread-in option below.</b>		
<b>4.25" Shaft</b>		
400-2423	8" - 4.25" WARTHOG HD (2 7/8" API-R F-F)	\$1,325.50 C
400-2424	10" - 4.25" WARTHOG HD(2 7/8" API-R F-F)	\$1,620.00 C
400-2425	12" - 4.25" WARTHOG HD (2 7/8" API-R F-F)	\$1,870.00 C
400-2427	14" - 4.25" WARTHOG HD (2 7/8" API-R F-F)	\$2,150.00 C
400-2426	16" - 4.25" WARTHOG HD (2 7/8" API-R F-F)	\$2,299.00 C
400-2428	18" - 4.25" WARTHOG HD (2 7/8" API-R F-F)	\$2,875.00 C
400-2429	20" - 4.25" WARTHOG HD (2 7/8" API-R F-F)	\$3,250.50 C
400-2430	24" - 4.25" WARTHOG HD (2 7/8" API-R F-F)	\$3,575.00 C
400-2431	28" - 4.25" WARTHOG HD (2 7/8" API-R F-F)	\$4,565.00 C
400-2432	30" - 4.25" WARTHOG HD (2 7/8" API-R F-F)	\$4,975.00 C
<b>KODIAK™ HD</b>		
<b>4.25" Shaft</b>		
<b>Reamer Only</b>		
<b>NOTE: Must select appropriate swivel kit option below.</b>		
400-2500	10-4.25 KODIAK (2-7/8 API-R, F/30K FLG) (uses 30K swivel)	\$2,151.70 C
400-2501	12-4.25 KODIAK (2-7/8 API-R, F/30K FLG) (uses 30K swivel)	\$2,430.05 C
400-2502	14-4.25 KODIAK (2-7/8 API-R, F/40K FLG) (uses 40K swivel)	\$3,192.00 C
400-2503	16-4.25 KODIAK (2-7/8 API-R, F/40K FLG) (uses 40K swivel)	\$3,750.95 C
400-2504	18-4.25 KODIAK (2-7/8 API-R, F/40K FLG) (uses 40K swivel)	\$4,814.25 C
400-2505	20-4.25 KODIAK (2-7/8 API-R, F/40K FLG) (uses 40K swivel)	\$5,428.00 C
400-2506	24-4.25 KODIAK (2-7/8 API-R, F/40K FLG) (uses 40K swivel)	\$6,725.15 C
400-2507	28-4.25 KODIAK (2-7/8 API-R, F/40K FLG) (uses 40K swivel)	\$8,725.33 C
<b>Reamer Assembly with Tab</b>		
400-2829	10-4.25 KODIAK(2-7/8 API-R F/30K TAB)	\$2,549.36 C
400-2832	12-4.25 KODIAK(2-7/8 API-R F/30K TAB)	\$2,827.71 C
400-2835	14-4.25 KODIAK(2-7/8API-R F/40K TAB)	\$3,636.49 C
400-2838	16-4.25 KODIAK(2-7/8API-R F/40K TAB)	\$4,195.44 C
400-2841	18-4.25 KODIAK (2-7/8API-R, F/40K TAB)	\$5,258.74 C
400-2844	20-4.25 KODIAK(2-7/8API-R F/40K TAB)	\$5,872.49 C
400-2847	24-4.25 KODIAK(2-7/8"API-R F/40K TAB)	\$7,169.64 C
400-2850	28-4.25 KODIAK(2-7/8API-R F/40K TAB)	\$9,169.82 C
<b>Reamer Assembly with Swivel Tab</b>		
400-2827	10-4.25 KODIAK(2-7/8 API-R F/30K SW,TB)	\$2,997.03 C
400-2830	12-4.25 KODIAK(2-7/8 API-R F/30K SW,TB)	\$3,275.38 C
400-2833	14-4.25 KODIAK(2-7/8 API-R F/40K SW,TB)	\$4,465.33 C
400-2836	16-4.25 KODIAK(2-7/8API-R F/40K SW,TB)	\$5,024.28 C
400-2839	18-4.25 KODIAK(2-7/8API-R F/40K SW,TB)	\$6,087.58 C
400-2842	20-4.25 KODIAK(2-7/8API-R F/40K SW,TB)	\$6,701.33 C
400-2845	24-4.25 KODIAK(2-7/8API-R F/40K SW,TB)	\$7,998.48 C
400-2848	28-4.25 KODIAK(2-7/8API-R F/40K SW,TB)	\$9,998.66 C

**SUGGESTED PRICE LIST  
(F.O.B. PERRY, OKLAHOMA)**

Effective August 1, 2017

PART NO.	DESCRIPTION	MSRP (USD)
<b>KODIAK™ HD (Continued)</b>		
<b>4.25" Shaft</b>		
<b>Reamer Assembly with Swivel Clevis</b>		
400-2828	10-4.25 KODIAK(2-7/8 API-R F/30K SW,CL)	\$3,065.49 C
400-2831	12-4.25 KODIAK(2-7/8 API-R F/30K SW,CL)	\$3,343.84 C
400-2834	14-4.25 KODIAK(2-7/8 API-R F/40K SW,CL)	\$4,618.28 C
400-2837	16-4.25 KODIAK(2-7/8API-R F/40K SW,CL)	\$5,177.23 C
400-2840	18-4.25 KODIAK(2-7/8API-R F/40K SW,CL)	\$6,240.53 C
400-2843	20-4.25 KODIAK(2-7/8API-R F/40K SW,CL)	\$6,854.28 C
400-2846	24-4.25 KODIAK(2-7/8API-R F/40K SW,CL)	\$8,151.43 C
400-2849	28-4.25 KODIAK(2-7/8API-R F/40K SW,CL)	\$10,151.61 C
<b>COMPACT FLUTED HD 2-7/8</b>		
<b>4.25" Shaft</b>		
<b>Reamer Only</b>		
400-2485	8-4.25 FLUTED HD (2 7/8 API-R,F/20K FLG)	\$1,400.00 C
400-2486	10-4.25 FLUTED HD (2 7/8 API-R,F/20K FLG)	\$1,950.00 C
400-2487	12-4.25 FLUTED HD (2 7/8 API-R,F/30K FLG)	\$2,525.00 C
400-2488	14-4.25 FLUTED HD (2 7/8 API-R,F/40K FLG)	\$3,000.00 C
400-2489	16-4.25 FLUTED HD (2 7/8 API-R,F/40K FLG)	\$3,775.00 C
400-2490	18-4.25 FLUTED HD (2 7/8 API-R,F/40K FLG)	\$4,300.00 C
<b>Reamer Assembly with Tab</b>		
400-2922	8-4.25 FLUTED(2-7/8API-R F/20K TAB)	\$1,736.15 C
400-2925	10-4.25 FLUTED(2-7/8API-R F/20K TAB)	\$2,286.15 C
400-2928	12-4.25 FLUTED(2-7/8API-R F/30K TAB)	\$2,922.66 C
400-2931	14-4.25 FLUTED(2-7/8API-R F/40K TAB)	\$3,444.49 C
400-2934	16-4.25 FLUTED(2-7/8API-R F/40K TAB)	\$4,219.49 C
400-2937	18-4.25 FLUTED(2-7/8API-R F/40K TAB)	\$4,744.49 C
<b>Reamer Assembly with Swivel Tab</b>		
400-2920	8-4.25 FLUTED(2-7/8API-R F/20K SW,TB)	\$2,021.81 C
400-2923	10-4.25 FLUTED(2-7/8API-R F/20K SW,TB)	\$2,571.81 C
400-2926	12-4.25 FLUTED(2-7/8API-R F/30K SW,TB)	\$3,370.33 C
400-2929	14-4.25 FLUTED(2-7/8API-R F/30K SW,TB)	\$4,273.33 C
400-2932	16-4.25 FLUTED(2-7/8API-R F/40K SW,TB)	\$5,048.33 C
400-2935	18-4.25 FLUTED(2-7/8API-R F/40K SW,TB)	\$5,573.33 C
<b>Reamer Assembly with Swivel Clevis</b>		
400-2921	8-4.25 FLUTED(2-7/8API-R F/20K SW,CL)	\$2,160.85 C
400-2924	10-4.25 FLUTED(2-7/8API-R F/20K SW,CL)	\$2,710.85 C
400-2927	12-4.25 FLUTED(2-7/8API-R F/30K SW,CL)	\$3,438.79 C
400-2930	14-4.25 FLUTED(2-7/8API-R F/40K SW,CL)	\$4,426.28 C
400-2933	16-4.25 FLUTED(2-7/8API-R F/40K SW,CL)	\$5,201.28 C
400-2936	18-4.25 FLUTED(2-7/8API-R F/40K SW,CL)	\$5,726.28 C





CONFIDENTIAL

JT40 (less regulated)

**SUGGESTED PRICE LIST  
(F.O.B. PERRY, OKLAHOMA)**

Effective August 1, 2017

PART NO.	DESCRIPTION	MSRP (USD)
<b>BACKREAMER SWIVELS and TABS</b>		
<b>NOTE: Select appropriate option for HD Reamers</b>		
<b>Swivels</b>		
190-2362	20K SWIVEL KIT (20K TAB)	\$457.05 C
190-2361	20K SWIVEL KIT (20K CLEVIS)	\$596.09 C
190-2364	30K SWIVEL KIT (30K TAB)	\$680.57 C
190-2363	30K SWIVEL KIT (30K CLEVIS)	\$749.03 C
190-2366	40K SWIVEL KIT (40K TAB)	\$1,108.57 C
190-2365	40K SWIVEL KIT (40K CLEVIS)	\$1,261.52 C
400-748	40K SWIVEL ASSEMBLY	\$1,682.88 C
400-2563	SWIVEL (2 7/8 M API-R/30K TAB)	\$1,645.00 C
400-2562	SWIVEL (2 7/8 M API-R/30K CLEVIS)	\$1,925.00 C
400-2565	SWIVEL (2 7/8 M API-R/40K TAB)	\$1,925.00 C
400-2564	SWIVEL (2 7/8 M API-R/40K CLEVIS)	\$2,250.00 C
<b>Pull Tabs</b>		
400-2555	PULL TAB (2 7/8 M API - R/30K TAB)	\$285.00 C
400-2518	PULL TAB (2 7/8 M API - R/40K TAB)	\$318.00 C
190-2614	20K TAB KIT	\$171.39 C
190-2615	30K TAB KIT	\$232.90 C
190-2616	40K TAB KIT	\$279.73 C
<b>CONNECTORS</b>		
400-2557	CONNECTOR (2 7/8 M API-R / 40K SOC)	\$319.50 C
<b>PULLING ACCESSORIES</b>		
110-040	3/4" ANCHOR SHACKLE (7/8" PIN)	\$28.56 C
110-987	7/8" ANCHOR SHACKLE (1" PIN)	\$37.15 C
110-847	CLEVIS (1")	\$81.95 C
111-018	CLEVIS (1-1/4")	\$65.50 C
111-019	CLEVIS (1-1/2")	\$197.76 C

**SPECIAL PAINT**

Special color charge is per each unit - specify color code. (If first time color order, please provide 2"x3" color chip.)

From the time of confirmation, any special paint order is non-cancelable and non-returnable.

Please allow 30 days from time of order to delivery.

Orders with less than 30 days from order to delivery are subject to applicable surcharge(s).

Prices do not include the application of special or branded paints; i.e.) DuPont, Sherwin-Williams, PPG, metallic or base coat / clear coat.

Charges do not include price of paint.

Call for Pricing A



CONFIDENTIAL

JT40 (highly regulated)

Changes since the July 1, 2017 price list:

Effective August 1, 2017



CONFIDENTIAL

JT40 (highly regulated)

**SUGGESTED PRICE LIST  
(F.O.B. PERRY, OKLAHOMA)**

Effective August 1, 2017

PART NO.	DESCRIPTION	MSRP (USD)
----------	-------------	------------

**STANDARD UNIT**

The **Ditch Witch® JT40 Jet Trac®** drilling system is a self-contained, surface launched, fluid assisted, mechanical drilling system. The basic unit includes the following:

- Cummins QSB4.5 water cooled diesel engine (160 hp gross) EPA Tier 4, EU Stage IV compliant
- Electrical Strike System (module and barriers)
- 2 modular cylinder assist anchor system
- Hydraulic drill pipe loader with automated controller
- Rack and Pinion drill frame and carriage
- Rubber tracks
- Wireless jobsite setup/ground drive control
- Drill fluid antifreeze kit
- Operating lights
- Cold start kit
- Dual 925 amp batteries
- Compatible with Ditch Witch® drill pipe or Single Piece Forged drill pipe
- Independent rear stabilizers
- Dual pivot drill frame
- 70 gpm fluid pump
- Telematics
- Ship Kit - Includes the following:
  - Drill pipe wiper seal
  - Copper thread compound with brush
  - Tip cleaner set
  - Complete quick wrench set
  - Spray wand

**JT40 HRC BASIC UNIT - Includes:**

JT40 Base Unit	\$32,900.00	T
Includes: Basic Assembly, Production Decal Kit, Ship Kit, Split Rod Wiper, Hydra-Tong		
Shipped with: Highly Regulated EPA T4 Engine - Includes: AT/JT40 Production Decal Kit T4	\$92,100.00	T
15' Drill Frame	\$149,000.00	T
Rubber Track Frame	\$32,000.00	T
Single Controls	\$5,300.00	T
70GPM Mud Pump	\$17,500.00	T
	<b>\$328,800.00</b>	<b>T</b>

**NOTE: ISO decals will be shipped with all translation decals and any basic unit shipped outside the United States.**

**Rotation Brake (Select one)**

Rotation Brake	\$1,750.00	T
No Rotation Brake	\$225.00	T



CONFIDENTIAL

JT40 (highly regulated)

**SUGGESTED PRICE LIST  
(F.O.B. PERRY, OKLAHOMA)**

Effective August 1, 2017

PART NO.	DESCRIPTION	MSRP (USD)
<b>Operator Station (Select one)</b>		
	Climate Control Cab	\$29,316.00 T
	No Cab (Open Operator Station)	\$12,900.00 T
<b>ANCHOR SYSTEM (Select Heavy Duty or Standard)</b>		
<b>Heavy Duty –</b>		
	HD Rock Anchor	\$14,500.00 T
	HD Dirt Anchor	\$13,900.00 T
<b>ORANGE INTEL™ OPTIONS (Select one)</b>		
350-5370	GPS ONLY FOR TELEMATICS READY	\$530.00 D
350-5372	TELEMATICS	\$1,199.05 D
<b>Note: Equipment Registration Activates GPS and Telematics Boxes</b>		
<b>ORANGE INTEL™ SERVICE PLAN OPTIONS (Optional)</b>		
240-1118	1 Year Data Service Plan GPS ONLY	\$299.40 A
240-1117	1 Year Data Service Plan Telematics	\$359.40 A
<b>Note: Sold in One Year Increments</b>		
<b>Vessel Shipment</b>		
	Vessel Shipment	\$93.50 T
<b>NOTE: Will be shipped with any basic unit shipped outside the United States.</b>		
<b>WIRELINE</b>		
190-2349	WIRE LINE PLATFORM ASSY. (Wireline Platform)	\$1,500.00 C
190-2518	WIRE LINE CARRIAGE KIT (Wireline Compatible)	\$12,223.40 C
<b>ACCESSORIES</b>		
100-794	GROUNDING KIT	\$942.05 C
190-1861	HEATED HOSE KIT (Dealer installed only)	\$730.46 C
190-2329	JT 15' PIPE BOX (SHORT) ASSEMBLY (pipe quantity = 20 Lined or Unlined Pipe) (pipe quantity = 15 SPF Pipe 700)	\$4,200.00 C
<b>TRACKING ELECTRONICS</b>		
<b>See Ditch Witch® Electronics Price List</b>		



CONFIDENTIAL

JT40 (highly regulated)

**SUGGESTED PRICE LIST  
(F.O.B. PERRY, OKLAHOMA)**

Effective August 1, 2017

PART NO.	DESCRIPTION	MSRP (USD)
<b>DOWNHOLE TOOLS</b>		
For nozzle placement, size and angle, reference the Downhole Tools Parts Book.		
<b>DRILL PIPE</b>		
355-1211	POWER PIPE HD FM 2.81 X 3.13 2.10-4 15'	each \$564.80 D
355-1210	POWER PIPE HD UL 2.81 X 3.13 2.10-4 15'	each \$542.91 D
355-1130	HIWS1 PIPE 2.63 X 3.10 #700 15'	each \$630.00 D
	All shipped with:	
	Pipe Accessories - Includes:	\$6,350.00 T
	400-2377 SAVERLOK JT/2.10	(select Lined or Unlined Pipe)
	400-2598 SAVERLOK JT/#700	(select SPF Pipe 700)
	190-2328 JT 15' PIPE BOX (TALL) ASSEMBLY	
<b>QUICK CONNECT SYSTEMS</b>		
<b>EZ CONNECT</b>		
400-2462	EZ CON ASSEMBLY (2.10-4M X 2.63-6EZM)	\$918.25 C
400-2687	EZ CON ASSEMBLY (#700M X 2.63-6EZM)	\$1,200.00 C
<b>HAWKEYE™</b>		
918-3074	STARTER ROD ASS'Y (HWKEYE390,F/2.10-4,M)	\$961.27 C
918-3676	STARTER ROD ASS'Y (HWKEYE426,F/2.10-4,M)	\$1,212.09 C
918-3043	STARTER ROD ASS'Y (HWKEYE 390,F/#700,M)	\$1,137.48 C
918-3654	STARTER ROD ASS'Y (HWKEYE 426,F/#700,M)	\$1,279.98 C
<b>SPLINELOK®</b>		
908-4376	STARTER ROD ASS'Y (SPLK2,M/2.10-4,M)	\$1,322.74 C
908-4315	STARTER ROD ASS'Y (SPLK2,M/#700,M)	\$1,321.16 C
<b>TRANSITION SUB</b>		
400-2466	TRANSITION SUB (2.10-4M X 2-7/8 APIRM)	\$585.00 C
400-2685	TRANSITION SUB (#700M X 2-7/8 APIRM)	\$585.00 C
<b>BEACON HOUSING</b>		
908-5280	4.25" PWRHOUSE HD/6H-20MM/DW/2-7/8" REG	\$2,200.00 C
906-5354	4.25" TRIHAWK HD HSG HF / 86B / 2.88 REG	\$4,712.79 C
908-4082	3.75" PWRHOUSE HD/6H-20MM/DW/2-7/8" REG	\$1,569.00 C
908-5270	4.25" PWRHOUSE HD/6H-5/8"/VM/2-7/8" REG	\$2,200.00 C
908-5272	4.25" PWRHOUSE HD/6H-3/4"/VM/2-7/8" REG	\$2,200.00 C
908-4390	4.25 UNIVERSAL HSG (2-7/8 API-R, F / F)	\$3,749.46 C
<b>CONNECTORS</b>		
400-1417	CONNECTOR (2.63-6F EZ2 X 2.88-5M REG)	\$292.31 C
918-3006	CONNECTOR HAWKEYE 390-M / 2.88 REG-M	\$365.85 C
918-3606	CONNECTOR HAWKEYE 426-M / 2.88 REG-M	\$383.93 C
908-4149	Connector Sub 350 SPLK II / 2.88 -M	\$450.60 C

Supersedes All Previous Price Lists---Prices Subject to Change Without Notice

The Charles Machine Works, Inc.; PO Box 66; Perry, OK 73077

(JT40 (highly regulated) - 368)

**SUGGESTED PRICE LIST**  
**(F.O.B. PERRY, OKLAHOMA)**

Effective August 1, 2017

PART NO.	DESCRIPTION	MSRP (USD)
----------	-------------	------------

**DRILL BITS**

	5.2	6/20	1	10	
Bit Width	Hole Qty.	Bolt Size	Thickness	Bend Angle	
5.2" (132 mm)	6	20	1.0" (25mm)	00	
6.4" (162 mm)				10	
7.8" (198 mm)					

**6 HOLE BITS**

**Baracuda Bit**

369-500	5.2-6/20-1-10 BARRACUDA BIT	\$220.67	C
369-504	6.4-6/20-1-10 BARRACUDA BIT	\$232.45	C
369-508	7.8-6/20-1-10 BARRACUDA BIT	\$248.52	C
400-1911	8-6/.75-1-10 BARRACUDA BLADE	\$275.00	C
400-1915	8-6/.75-1-10 ST BARRACUDA BLADE	\$265.00	C

**Claw Bit**

400-1580	5-6/.62-1-10 CLAW BIT	\$272.95	C
400-1582	6-6/.62-1-10 CLAW BIT	\$298.70	C

**Cuda Bit**

400-1562	5-6/.62-1-10 CUDA BIT	\$222.79	C
400-1564	6-6/.62-1-10 CUDA BIT	\$229.00	C

**Durabit**

368-980	5.2-6/20-1-00 DURABIT	\$497.04	C
368-982	6.4-6/20-1-00 DURABIT	\$502.39	C
368-984	7.8-6/20-1-00 DURABIT	\$492.96	C

**Hard Surface Bit**

400-1653	5-6/20-1-10 HARD SURFACE BIT	\$125.00	C
400-1570	5-6/.62-1-10 HARD SURFACE BIT	\$143.00	C
400-1572	6-6/.62-1-10 HARD SURFACE BIT	\$229.00	C

**Monster**

400-1903	8-6/.75-1-10 MONSTER BLADE	\$395.00	C
----------	----------------------------	----------	---

**Sand Bit**

400-1566	5-6/.62-1-10 SAND BIT	\$142.76	C
400-1568	6-6/.62-1-10 SAND BIT	\$179.55	C

**Sewer Bit**

400-022	5.5-6/20-1-00 SEWER BIT	\$248.56	C
400-021	5.5-6/20-1-00 BC SEWER BIT	\$160.00	C

**Shot Gun Bit**

400-1907	6-6/20-1-10 SHOT GUN BIT	\$405.00	C
400-1909	8-6/20-1-10 SHOT GUN BIT	\$430.00	C

**Steep Taper Bit**

369-486	5.2-6/20-1-00 STEEP BIT	\$220.67	C
400-1847	5-6/.62-1-10 STEEP TAPER BIT	\$206.00	C
369-490	6.4-6/20-1-00 STEEP BIT	\$220.67	C
400-1849	6-6/.62-1-10 STEEP TAPER BIT	\$221.45	C



CONFIDENTIAL

JT40 (highly regulated)

**SUGGESTED PRICE LIST  
(F.O.B. PERRY, OKLAHOMA)**

Effective August 1, 2017

PART NO.	DESCRIPTION	MSRP (USD)
<b>6 HOLE BITS (Continued)</b>		
<b>Tornado Bit</b>		
400-1939	5-6/20-1-10 TORNADO BIT	\$353.55 C
400-1554	5-6/.62-1-10 TORNADO BIT	\$370.20 C
400-1941	6.5-6/20-1-10 TORNADO BIT	\$363.18 C
400-1558	6-6/.62-1-10 TORNADO BIT	\$353.55 C
400-1901	8-6/20-1-10 TORNADO BIT	\$425.00 C
400-1899	8-6/.75-1-10 TORNADO BIT	\$407.22 C
<b>Tuff Bit</b>		
369-739	5-6/20-1-10 TUFF BIT	\$280.00 C
400-1893	5-6/20-1-10 ST TUFF BIT	\$585.00 C
400-1881	5-6/.62-1-10 TUFF BIT	\$395.00 C
400-1887	5-6/.63-1-10 ST TUFF BIT	\$395.00 C
369-741	6.5-6/20-1-10 TUFF BIT	\$398.00 C
400-1366	6-6/20-1-00 GRADE TUFF BIT	\$380.08 C
400-431	6-6/20-1-10 ST TUFF BIT	\$690.00 C
400-1560	6-6/.62-1-10 TUFF BIT	\$388.31 C
400-1889	6-6/.63-1-10 ST TUFF BIT	\$500.00 C
369-743	8-6/20-1-10 TUFF BIT	\$340.00 C
400-1895	8-6/20-1-10 ST TUFF BIT	\$698.06 C
400-1528	8-6/.62-1-10 TUFF BIT	\$525.30 C
400-1879	8-6/.75-1-10 TUFF BIT	\$573.50 C
400-1891	8-6/.75-1-10 ST TUFF BIT	\$563.00 C
<b>TRIHAWK</b>		
906-5026	Trihk I Bit Assy 50-100K Lbs w/Teeth	\$4,547.36 C
906-5027	TRIHAWK 1 HD BIT ASS'Y, 50-100K	\$4,657.36 C
906-5119	TriHawk III / 6.6/ 4.0 HSG/ 50-100K Drll	\$3,005.58 C
906-5130	TriHawk IV / 6.6/ 4.0 HSG/ 50-100K Drlls	\$2,821.17 C
906-5171	TriHawk V / 5.7/ 4.0 HSG/ 50-100K Drills	\$2,230.43 C
906-5383	6.8" 50-100K TH VI Roller Cone Assy	\$5,537.26 C
906-5166	4.25 Tri HSG Amb 50-100K Drt Bt V 3/4x10	\$781.02 C
906-5165	4.25 Tri HSG Amb 50-100K Drt Bt V 5/8x11	\$781.02 C
906-5296	4.25" TriHawk Drt Bit Adapter/ V6 1/4-10	\$781.02 C
<b>BACKREAMERS</b>		
<b>BEAVERTAIL HD</b>		
<b>NOTE: Select appropriate thread-in option below.</b>		
<b>4.25" Shaft</b>		
400-2508	8-4.25 BVT RMR (2-7/8 API-R, F/F)	\$1,795.10 C
400-2509	10-4.25 BVT RMR (2-7/8 API-R, F/F)	\$1,918.50 C
400-2510	12-4.25 BVT RMR (2-7/8 API-R, F/F)	\$2,150.00 C
400-2511	14-4.25 BVT RMR (2-7/8 API-R, F/F)	\$2,375.00 C
400-2512	16-4.25 BVT RMR (2-7/8 API-R, F/F)	\$2,525.00 C
400-2513	18-4.25 BVT RMR (2-7/8 API-R, F/F)	\$2,706.21 C
400-2514	20-4.25 BVT RMR (2-7/8 API-R, F/F)	\$2,916.25 C
400-2515	24-4.25 BVT RMR (2-7/8 API-R, F/F)	\$3,799.00 C

Supersedes All Previous Price Lists---Prices Subject to Change Without Notice

The Charles Machine Works, Inc.; PO Box 66; Perry, OK 73077

(JT40 (highly regulated) - 370)



CONFIDENTIAL

JT40 (highly regulated)

## SUGGESTED PRICE LIST

(F.O.B. PERRY, OKLAHOMA)

Effective August 1, 2017

PART NO.	DESCRIPTION	MSRP (USD)
<b>WARTHOG™ HD 2-7/8</b>		
<b>NOTE: Select appropriate thread-in option below.</b>		
<b>4.25" Shaft</b>		
400-2423	8" - 4.25" WARTHOG HD (2 7/8" API-R F-F)	\$1,325.50 C
400-2424	10" - 4.25" WARTHOG HD(2 7/8" API-R F-F)	\$1,620.00 C
400-2425	12" - 4.25" WARTHOG HD (2 7/8" API-R F-F)	\$1,870.00 C
400-2427	14" - 4.25" WARTHOG HD (2 7/8" API-R F-F)	\$2,150.00 C
400-2426	16" - 4.25" WARTHOG HD (2 7/8" API-R F-F)	\$2,299.00 C
400-2428	18" - 4.25" WARTHOG HD (2 7/8" API-R F-F)	\$2,875.00 C
400-2429	20" - 4.25" WARTHOG HD (2 7/8" API-R F-F)	\$3,250.50 C
400-2430	24" - 4.25" WARTHOG HD (2 7/8" API-R F-F)	\$3,575.00 C
400-2431	28" - 4.25" WARTHOG HD (2 7/8" API-R F-F)	\$4,565.00 C
400-2432	30" - 4.25" WARTHOG HD (2 7/8" API-R F-F)	\$4,975.00 C
<b>KODIAK™ HD</b>		
<b>4.25" Shaft</b>		
<b>Reamer Only</b>		
<b>NOTE: Must select appropriate swivel kit option below.</b>		
400-2500	10-4.25 KODIAK (2-7/8 API-R, F/30K FLG) (uses 30K swivel)	\$2,151.70 C
400-2501	12-4.25 KODIAK (2-7/8 API-R, F/30K FLG) (uses 30K swivel)	\$2,430.05 C
400-2502	14-4.25 KODIAK (2-7/8 API-R, F/40K FLG) (uses 40K swivel)	\$3,192.00 C
400-2503	16-4.25 KODIAK (2-7/8 API-R, F/40K FLG) (uses 40K swivel)	\$3,750.95 C
400-2504	18-4.25 KODIAK (2-7/8 API-R, F/40K FLG) (uses 40K swivel)	\$4,814.25 C
400-2505	20-4.25 KODIAK (2-7/8 API-R, F/40K FLG) (uses 40K swivel)	\$5,428.00 C
400-2506	24-4.25 KODIAK (2-7/8 API-R, F/40K FLG) (uses 40K swivel)	\$6,725.15 C
400-2507	28-4.25 KODIAK (2-7/8 API-R, F/40K FLG) (uses 40K swivel)	\$8,725.33 C
<b>Reamer Assembly with Tab</b>		
400-2829	10-4.25 KODIAK(2-7/8 API-R F/30K TAB)	\$2,549.36 C
400-2832	12-4.25 KODIAK(2-7/8 API-R F/30K TAB)	\$2,827.71 C
400-2835	14-4.25 KODIAK(2-7/8API-R F/40K TAB)	\$3,636.49 C
400-2838	16-4.25 KODIAK(2-7/8API-R F/40K TAB)	\$4,195.44 C
400-2841	18-4.25 KODIAK (2-7/8API-R, F/40K TAB)	\$5,258.74 C
400-2844	20-4.25 KODIAK(2-7/8API-R F/40K TAB)	\$5,872.49 C
400-2847	24-4.25 KODIAK(2-7/8"API-R F/40K TAB)	\$7,169.64 C
400-2850	28-4.25 KODIAK(2-7/8API-R F/40K TAB)	\$9,169.82 C
<b>Reamer Assembly with Swivel Tab</b>		
400-2827	10-4.25 KODIAK(2-7/8 API-R F/30K SW,TB)	\$2,997.03 C
400-2830	12-4.25 KODIAK(2-7/8 API-R F/30K SW,TB)	\$3,275.38 C
400-2833	14-4.25 KODIAK(2-7/8 API-R F/40K SW,TB)	\$4,465.33 C
400-2836	16-4.25 KODIAK(2-7/8API-R F/40K SW,TB)	\$5,024.28 C
400-2839	18-4.25 KODIAK(2-7/8API-R F/40K SW,TB)	\$6,087.58 C
400-2842	20-4.25 KODIAK(2-7/8API-R F/40K SW,TB)	\$6,701.33 C
400-2845	24-4.25 KODIAK(2-7/8API-R F/40K SW,TB)	\$7,998.48 C
400-2848	28-4.25 KODIAK(2-7/8API-R F/40K SW,TB)	\$9,998.66 C

Supersedes All Previous Price Lists---Prices Subject to Change Without Notice

The Charles Machine Works, Inc.; PO Box 66; Perry, OK 73077

(JT40 (highly regulated) - 371)





CONFIDENTIAL

JT40 (highly regulated)

**SUGGESTED PRICE LIST  
(F.O.B. PERRY, OKLAHOMA)**

Effective August 1, 2017

PART NO.	DESCRIPTION	MSRP (USD)
<b>KODIAK™ HD (Continued)</b>		
<b>4.25" Shaft</b>		
<b>Reamer Assembly with Swivel Clevis</b>		
400-2828	10-4.25 KODIAK(2-7/8 API-R F/30K SW,CL)	\$3,065.49 C
400-2831	12-4.25 KODIAK(2-7/8 API-R F/30K SW,CL)	\$3,343.84 C
400-2834	14-4.25 KODIAK(2-7/8 API-R F/40K SW,CL)	\$4,618.28 C
400-2837	16-4.25 KODIAK(2-7/8API-R F/40K SW,CL)	\$5,177.23 C
400-2840	18-4.25 KODIAK(2-7/8API-R F/40K SW,CL)	\$6,240.53 C
400-2843	20-4.25 KODIAK(2-7/8API-R F/40K SW,CL)	\$6,854.28 C
400-2846	24-4.25 KODIAK(2-7/8API-R F/40K SW,CL)	\$8,151.43 C
400-2849	28-4.25 KODIAK(2-7/8API-R F/40K SW,CL)	\$10,151.61 C
<b>COMPACT FLUTED HD 2-7/8</b>		
<b>4.25" Shaft</b>		
<b>Reamer Only</b>		
400-2485	8-4.25 FLUTED HD (2 7/8 API-R,F/20K FLG)	\$1,400.00 C
400-2486	10-4.25 FLUTED HD (2 7/8 API-R,F/20K FLG)	\$1,950.00 C
400-2487	12-4.25 FLUTED HD (2 7/8 API-R,F/30K FLG)	\$2,525.00 C
400-2488	14-4.25 FLUTED HD (2 7/8 API-R,F/40K FLG)	\$3,000.00 C
400-2489	16-4.25 FLUTED HD (2 7/8 API-R,F/40K FLG)	\$3,775.00 C
400-2490	18-4.25 FLUTED HD (2 7/8 API-R,F/40K FLG)	\$4,300.00 C
<b>Reamer Assembly with Tab</b>		
400-2922	8-4.25 FLUTED(2-7/8API-R F/20K TAB)	\$1,736.15 C
400-2925	10-4.25 FLUTED(2-7/8API-R F/20K TAB)	\$2,286.15 C
400-2928	12-4.25 FLUTED(2-7/8API-R F/30K TAB)	\$2,922.66 C
400-2931	14-4.25 FLUTED(2-7/8API-R F/40K TAB)	\$3,444.49 C
400-2934	16-4.25 FLUTED(2-7/8API-R F/40K TAB)	\$4,219.49 C
400-2937	18-4.25 FLUTED(2-7/8API-R F/40K TAB)	\$4,744.49 C
<b>Reamer Assembly with Swivel Tab</b>		
400-2920	8-4.25 FLUTED(2-7/8API-R F/20K SW,TB)	\$2,021.81 C
400-2923	10-4.25 FLUTED(2-7/8API-R F/20K SW,TB)	\$2,571.81 C
400-2926	12-4.25 FLUTED(2-7/8API-R F/30K SW,TB)	\$3,370.33 C
400-2929	14-4.25 FLUTED(2-7/8API-R F/30K SW,TB)	\$4,273.33 C
400-2932	16-4.25 FLUTED(2-7/8API-R F/40K SW,TB)	\$5,048.33 C
400-2935	18-4.25 FLUTED(2-7/8API-R F/40K SW,TB)	\$5,573.33 C
<b>Reamer Assembly with Swivel Clevis</b>		
400-2921	8-4.25 FLUTED(2-7/8API-R F/20K SW,CL)	\$2,160.85 C
400-2924	10-4.25 FLUTED(2-7/8API-R F/20K SW,CL)	\$2,710.85 C
400-2927	12-4.25 FLUTED(2-7/8API-R F/30K SW,CL)	\$3,438.79 C
400-2930	14-4.25 FLUTED(2-7/8API-R F/40K SW,CL)	\$4,426.28 C
400-2933	16-4.25 FLUTED(2-7/8API-R F/40K SW,CL)	\$5,201.28 C
400-2936	18-4.25 FLUTED(2-7/8API-R F/40K SW,CL)	\$5,726.28 C

Supersedes All Previous Price Lists---Prices Subject to Change Without Notice

The Charles Machine Works, Inc.; PO Box 66; Perry, OK 73077

(JT40 (highly regulated) - 372)



CONFIDENTIAL

JT40 (highly regulated)

**SUGGESTED PRICE LIST  
(F.O.B. PERRY, OKLAHOMA)**

Effective August 1, 2017

PART NO.	DESCRIPTION	MSRP (USD)
<b>BACKREAMER SWIVELS and TABS</b>		
<b>NOTE: Select appropriate option for HD Reamers</b>		
<b>Swivels</b>		
190-2362	20K SWIVEL KIT (20K TAB)	\$457.05 C
190-2361	20K SWIVEL KIT (20K CLEVIS)	\$596.09 C
190-2364	30K SWIVEL KIT (30K TAB)	\$680.57 C
190-2363	30K SWIVEL KIT (30K CLEVIS)	\$749.03 C
190-2366	40K SWIVEL KIT (40K TAB)	\$1,108.57 C
190-2365	40K SWIVEL KIT (40K CLEVIS)	\$1,261.52 C
400-748	40K SWIVEL ASSEMBLY	\$1,682.88 C
400-2563	SWIVEL (2 7/8 M API-R/30K TAB)	\$1,645.00 C
400-2562	SWIVEL (2 7/8 M API-R/30K CLEVIS)	\$1,925.00 C
400-2565	SWIVEL (2 7/8 M API-R/40K TAB)	\$1,925.00 C
400-2564	SWIVEL (2 7/8 M API-R/40K CLEVIS)	\$2,250.00 C
<b>Pull Tabs</b>		
400-2555	PULL TAB (2 7/8 M API - R/30K TAB)	\$285.00 C
400-2518	PULL TAB (2 7/8 M API - R/40K TAB)	\$318.00 C
190-2614	20K TAB KIT	\$171.39 C
190-2615	30K TAB KIT	\$232.90 C
190-2616	40K TAB KIT	\$279.73 C
<b>CONNECTORS</b>		
400-2557	CONNECTOR (2 7/8 M API-R / 40K SOC)	\$319.50 C
<b>PULLING ACCESSORIES</b>		
110-040	3/4" ANCHOR SHACKLE (7/8" PIN)	\$28.56 C
110-987	7/8" ANCHOR SHACKLE (1" PIN)	\$37.15 C
110-847	CLEVIS (1")	\$81.95 C
111-018	CLEVIS (1-1/4")	\$65.50 C
111-019	CLEVIS (1-1/2")	\$197.76 C

**SPECIAL PAINT**

Special color charge is per each unit - specify color code. (If first time color order, please provide 2"x3" color chip.)

From the time of confirmation, any special paint order is non-cancelable and non-returnable.

Please allow 30 days from time of order to delivery.

Orders with less than 30 days from order to delivery are subject to applicable surcharge(s).

Prices do not include the application of special or branded paints; i.e.) DuPont, Sherwin-Williams, PPG, metallic or base coat / clear coat.

Charges do not include price of paint.

Call for Pricing A



CONFIDENTIAL

**JT60 (less regulated)**

Changes since the July 1, 2017 price list:

Effective August 1, 2017



CONFIDENTIAL

JT60 (less regulated)

**SUGGESTED PRICE LIST  
(F.O.B. PERRY, OKLAHOMA)**

Effective August 1, 2017

PART NO.	DESCRIPTION	MSRP (USD)
----------	-------------	------------

**STANDARD UNIT**

The **Ditch Witch® JT60 Jet Trac®** drilling system is a self-contained, surface launched, fluid assisted, mechanical drilling system. The basic unit includes the following:

- Cummins QSB6.7 water cooled diesel engine (190 hp gross) EPA Tier 3, EU Stage IIIA compliant
- Electrical Strike System (module and barriers)
- 2 post cylinder assist stake system (without auger flighting)
- Hydraulic drill pipe loader with automated controller
- Rack and Pinion drill frame and carriage
- Rubber tracks
- 150 gpm fluid pump
- Dual batteries
- Antifreeze kit
- Cab w/ AC and Heater
- Ship Kit - Includes the following:
  - Drill pipe wiper seal
  - Copper thread compound with brush
  - Tip cleaner set
  - Spray wand

If you select a standard machine configuration, you must also order the “shipped with” items listed below.

**JT60 STANDARD #2**

**JT60A-2** Base Unit: Le Reg, Lined or Unlined Pipe - Includes:

022-1122 JT60 T4i

350-1422 JT60 TIER 3 ENGINE SKID ASSEMBLY

350-1409 JT60 ENGINE COVERS

350-1427 JT60 ENGINE COVERS TIER 3

350-3961 TRADITIONAL CONTROLS

400-2150 SAVERLOK JT60/2.46

Total **\$406,434.28** T

**BASIC UNIT**

**022-1122** JT60 T4i

\$296,607.15 T

Shipped with: 350-1422 JT60 TIER 3 ENGINE SKID ASSEMBLY

\$96,145.35 T

350-1427 JT60 ENGINE COVERS TIER 3

\$486.68 T

190-2242 JT60 SHIP KIT

\$1,478.46 C

350-1409 JT60 ENGINE COVERS

\$7,029.75 T

350-3961 TRADITIONAL CONTROLS

\$5,299.35 T

153-371 Y-STRAINER PARTS ASS'Y

\$563.68 C

190-2234 JT PIPE BOX (TALL) (pipe quantity = 28)

\$5,261.80 C

\$412,872.22

**Hydra Tong Assembly (Select one)**

400-2638 HYDRA-TONG (4.25" - 5" OD) (select 110V 60Hz)

\$8,300.00 D

400-2703 HYDRA-TONG (3-5/8" - 5" OD) CE (select 220V 50Hz)

\$8,650.00 D



CONFIDENTIAL

JT60 (less regulated)

**SUGGESTED PRICE LIST  
(F.O.B. PERRY, OKLAHOMA)**

Effective August 1, 2017

PART NO.	DESCRIPTION	MSRP (USD)
<b>TRANSLATION DECAL KITS – JT60 (Select if translation needed)</b>		
270-5678	JT60 PROD DECAL KIT FR	\$137.95 C
270-5679	JT60 PROD DECAL KIT GR	\$137.95 C
270-5680	JT60 PROD DECAL KIT IT	\$137.95 C
270-5681	JT60 PROD DECAL KIT SP	\$137.95 C
270-5724	AT/JT60 PROD DECAL KIT -SW	\$137.95 C
270-2706	JT60 PROD ISO DECAL KIT	\$30.00 C
270-2308	JT/AT4020 JT/AT60 ISO PIPEBOX DECAL KIT	\$8.12 C
<b>NOTE: ISO decals will be shipped with all translation decals and any basic unit shipped outside the United States.</b>		
<b>ANCHOR SYSTEM (Select Standard or Rock)</b>		
<b>Standard –</b>		
300-3665	ANCHOR SHAFT	2 required \$1,067.05 C
300-3673	ANCHOR END, AUGER, 10"	2 required \$585.65 C
329-506	CENTERING CAP	2 required \$296.04 C
		\$3,897.48 C
<b>Rock –</b>		
300-3676	ANCHOR SHAFT	2 required \$1,081.21 C
300-4040	ROCK BIT ASSEMBLY with replaceable bits	2 required \$686.87 C
300-3693	CENTERING CAP	2 required \$316.64 C
		\$4,169.44 C
<b>ORANGE INTEL™ OPTIONS (Select one)</b>		
350-5371	GPS ONLY FOR GPS-READY	\$530.00 D
<b>Note: Equipment Registration Activates GPS and Telematics Boxes</b>		
<b>ORANGE INTEL™ SERVICE PLAN OPTIONS (Optional)</b>		
240-1118	1 Year Data Service Plan GPS ONLY	\$299.40 A
<b>Note: Sold in One Year Increments</b>		
<b>ACCESSORIES</b>		
157-196	SPLIT ROD WIPER 3.25" ID	\$226.00 C
100-794	GROUNDING KIT	(Required if not using anchor system) \$942.05 C
100-074	STRIKE MAT KIT	(Required when hand loading pipe) \$605.52 C
190-1861	HEATED HOSE KIT	(Dealer installed only) \$730.46 C
190-2226	JT PIPE BOX (SHORT)	(pipe quantity = 16) \$4,117.71 C
<b>TRACKING ELECTRONICS</b>		
<b>See Ditch Witch® Electronics Price List</b>		



CONFIDENTIAL

JT60 (less regulated)

**SUGGESTED PRICE LIST  
(F.O.B. PERRY, OKLAHOMA)**

Effective August 1, 2017

PART NO.	DESCRIPTION	MSRP (USD)
<b>DOWNHOLE TOOLS</b>		
For nozzle placement, size and angle, reference the Downhole Tools Parts Book.		
<b>DRILL PIPE</b>		
355-1100	POWER PIPE HD FM 3.06 X 3.50 2.46-4 15' Shipped with: 400-2150 SAVERLOK JT60/2.46	each \$710.00 D \$866.00 C
355-1079	POWER PIPE HD UL 3.06 X 3.50 2.46-4 15' Shipped with: 400-2150 SAVERLOK JT60/2.46	each \$645.00 D \$866.00 C
355-1132	HIWS1 PIPE 2.88 X 3.25 #900 15' Shipped with: 400-2253 SAVERLOK JT60/(#900)	each \$657.00 D \$879.00 C
<b>QUICK CONNECT SYSTEMS</b>		
<b>EZ CONNECT</b>		
400-2393	2.46-4M/2.85-6M EZ CONNECT	\$1,435.86 C
400-2522	#900M/2.85-6M EZ CONNECT	\$1,435.86 C
<b>TRANSITION SUB</b>		
400-2269	TRANSITION SUB (2.46-4M / 2-7/8M REG)	\$875.35 C
400-2272	TRANSITION SUB (900M / 2-7/8 M REG)	\$875.35 C
<b>BEACON HOUSING</b>		
906-5354	4.25" TRIHAWK HD HSG HF / 86B / 2.88 REG	\$4,712.79 C
908-5280	4.25" PWRHOUSE HD/6H-20MM/DW/2-7/8" REG	\$2,200.00 C
908-4390	4.25 UNIVERSAL HSG (2-7/8 API-R, F / F)	\$3,749.46 C
908-5290	4.75 UNIVERSAL HOUSING	\$3,991.05 C
<b>TRIHAWK</b>		
906-5026	Trihk I Bit Assy 50-100K Lbs w/Teeth	\$4,547.36 C
906-2627	Trihawk I Pullback Assembly 16-40k	\$119.00 C
906-5119	TriHawk III / 6.6/ 4.0 HSG/ 50-100K Drll	\$3,005.58 C
906-2523	Trihk III Pull Back Tooth Kit 24-40K Lbs	\$74.80 C
906-5130	TriHawk IV / 6.6/ 4.0 HSG/ 50-100K Drlls	\$2,821.17 C
906-5171	TriHawk V / 5.7/ 4.0 HSG/ 50-100K Drills	\$2,230.43 C
906-2625	Trihawk V Pullback Ass'y 24-40k Drills	\$125.00 C
906-5296	4.25" TriHawk Drt Bit Adapter/ V6 1/4-10	\$781.02 C

**SUGGESTED PRICE LIST**  
**(F.O.B. PERRY, OKLAHOMA)**

Effective August 1, 2017

PART NO.	DESCRIPTION	MSRP (USD)
----------	-------------	------------

**DRILL BITS**

	5.2	6/20	1	10	
Bit Width	Hole Qty.	Bolt Size	Thickness	Bend Angle	
5.2" (132 mm)	6	20	1.0" (25mm)	00	
6.4" (162 mm)				10	
7.8" (198 mm)					

**6 HOLE BITS**

**Baracuda Bit**

369-500	5.2-6/20-1-10 BARRACUDA BIT	\$220.67	C
369-504	6.4-6/20-1-10 BARRACUDA BIT	\$232.45	C
369-508	7.8-6/20-1-10 BARRACUDA BIT	\$248.52	C

**Durabit**

368-980	5.2-6/20-1-00 DURABIT	\$497.04	C
368-982	6.4-6/20-1-00 DURABIT	\$502.39	C
368-984	7.8-6/20-1-00 DURABIT	\$492.96	C

**Hard Surface Bit**

400-1653	5-6/20-1-10 HARD SURFACE BIT	\$125.00	C
----------	------------------------------	----------	---

**Sewer Bit**

400-022	5.5-6/20-1-00 SEWER BIT	\$248.56	C
400-021	5.5-6/20-1-00 BC SEWER BIT	\$160.00	C

**Steep Taper Bit**

369-486	5.2-6/20-1-00 STEEP BIT	\$220.67	C
369-490	6.4-6/20-1-00 STEEP BIT	\$220.67	C

**Tornado Bit**

400-1939	5-6/20-1-10 TORNADO BIT	\$353.55	C
400-1941	6.5-6/20-1-10 TORNADO BIT	\$363.18	C
400-1901	8-6/20-1-10 TORNADO BIT	\$425.00	C

**Tuff Bit**

369-739	5-6/20-1-10 TUFF BIT	\$280.00	C
369-741	6.5-6/20-1-10 TUFF BIT	\$398.00	C
369-743	8-6/20-1-10 TUFF BIT	\$340.00	C
400-1366	6-6/20-1-00 GRADE TUFF BIT	\$380.08	C
400-431	6-6/20-1-10 ST TUFF BIT	\$690.00	C



CONFIDENTIAL

JT60 (less regulated)

## SUGGESTED PRICE LIST

(F.O.B. PERRY, OKLAHOMA)

Effective August 1, 2017

PART NO.	DESCRIPTION	MSRP (USD)
<b>BACKREAMERS</b>		
<b>BEAVERTAIL HD</b>		
<b>NOTE: Select appropriate thread-in option below.</b>		
<b>4.25" Shaft</b>		
400-2508	8-4.25 BVT RMR (2-7/8 API-R, F/F)	\$1,795.10 C
400-2509	10-4.25 BVT RMR (2-7/8 API-R, F/F)	\$1,918.50 C
400-2510	12-4.25 BVT RMR (2-7/8 API-R, F/F)	\$2,150.00 C
400-2511	14-4.25 BVT RMR (2-7/8 API-R, F/F)	\$2,375.00 C
400-2512	16-4.25 BVT RMR (2-7/8 API-R, F/F)	\$2,525.00 C
400-2513	18-4.25 BVT RMR (2-7/8 API-R, F/F)	\$2,706.21 C
400-2514	20-4.25 BVT RMR (2-7/8 API-R, F/F)	\$2,916.25 C
400-2515	24-4.25 BVT RMR (2-7/8 API-R, F/F)	\$3,799.00 C
<b>WARTHOG™ HD 2-7/8</b>		
<b>NOTE: Select appropriate thread-in option below.</b>		
<b>4.25" Shaft</b>		
400-2423	8" - 4.25" WARTHOG HD (2 7/8" API-R F-F)	\$1,325.50 C
400-2424	10" - 4.25" WARTHOG HD(2 7/8" API-R F-F)	\$1,620.00 C
400-2425	12" - 4.25" WARTHOG HD (2 7/8" API-R F-F)	\$1,870.00 C
400-2427	14" - 4.25" WARTHOG HD (2 7/8" API-R F-F)	\$2,150.00 C
400-2426	16" - 4.25" WARTHOG HD (2 7/8" API-R F-F)	\$2,299.00 C
400-2428	18" - 4.25" WARTHOG HD (2 7/8" API-R F-F)	\$2,875.00 C
400-2429	20" - 4.25" WARTHOG HD (2 7/8" API-R F-F)	\$3,250.50 C
400-2430	24" - 4.25" WARTHOG HD (2 7/8" API-R F-F)	\$3,575.00 C
400-2431	28" - 4.25" WARTHOG HD (2 7/8" API-R F-F)	\$4,565.00 C
400-2432	30" - 4.25" WARTHOG HD (2 7/8" API-R F-F)	\$4,975.00 C
<b>COMPACT FLUTED HD 2-7/8</b>		
<b>4.25" Shaft</b>		
<b>Reamer Only</b>		
400-2485	8-4.25 FLUTED HD (2 7/8 API-R,F/20K FLG)	\$1,400.00 C
400-2486	10-4.25 FLUTED HD (2 7/8 API-R,F/20K FLG)	\$1,950.00 C
400-2487	12-4.25 FLUTED HD (2 7/8 API-R,F/30K FLG)	\$2,525.00 C
400-2488	14-4.25 FLUTED HD (2 7/8 API-R,F/40K FLG)	\$3,000.00 C
400-2489	16-4.25 FLUTED HD (2 7/8 API-R,F/40K FLG)	\$3,775.00 C
400-2490	18-4.25 FLUTED HD (2 7/8 API-R,F/40K FLG)	\$4,300.00 C
<b>Reamer Assembly with Tab</b>		
400-2922	8-4.25 FLUTED(2-7/8API-R F/20K TAB)	\$1,736.15 C
400-2925	10-4.25 FLUTED(2-7/8API-R F/20K TAB)	\$2,286.15 C
400-2928	12-4.25 FLUTED(2-7/8API-R F/30K TAB)	\$2,922.66 C
400-2931	14-4.25 FLUTED(2-7/8API-R F/40K TAB)	\$3,444.49 C
400-2934	16-4.25 FLUTED(2-7/8API-R F/40K TAB)	\$4,219.49 C
400-2937	18-4.25 FLUTED(2-7/8API-R F/40K TAB)	\$4,744.49 C

Supersedes All Previous Price Lists---Prices Subject to Change Without Notice

The Charles Machine Works, Inc.; PO Box 66; Perry, OK 73077

(JT60 (less regulated) - 379)



**SUGGESTED PRICE LIST  
(F.O.B. PERRY, OKLAHOMA)**

Effective August 1, 2017

PART NO.	DESCRIPTION	MSRP (USD)
<b>COMPACT FLUTED HD 2-7/8 (Continued)</b>		
<b>4.25" Shaft</b>		
<b>Reamer Assembly with Swivel Tab</b>		
400-2920	8-4.25 FLUTED(2-7/8API-R F/20K SW,TB)	\$2,021.81 C
400-2923	10-4.25 FLUTED(2-7/8API-R F/20K SW,TB)	\$2,571.81 C
400-2926	12-4.25 FLUTED(2-7/8API-R F/30K SW,TB)	\$3,370.33 C
400-2929	14-4.25 FLUTED(2-7/8API-R F/30K SW,TB)	\$4,273.33 C
400-2932	16-4.25 FLUTED(2-7/8API-R F/40K SW,TB)	\$5,048.33 C
400-2935	18-4.25 FLUTED(2-7/8API-R F/40K SW,TB)	\$5,573.33 C
<b>Reamer Assembly with Swivel Clevis</b>		
400-2921	8-4.25 FLUTED(2-7/8API-R F/20K SW,CL)	\$2,160.85 C
400-2924	10-4.25 FLUTED(2-7/8API-R F/20K SW,CL)	\$2,710.85 C
400-2927	12-4.25 FLUTED(2-7/8API-R F/30K SW,CL)	\$3,438.79 C
400-2930	14-4.25 FLUTED(2-7/8API-R F/40K SW,CL)	\$4,426.28 C
400-2933	16-4.25 FLUTED(2-7/8API-R F/40K SW,CL)	\$5,201.28 C
400-2936	18-4.25 FLUTED(2-7/8API-R F/40K SW,CL)	\$5,726.28 C
<b>KODIAK™ HD</b>		
<b>4.25" Shaft</b>		
<b>Reamer Only</b>		
<b>NOTE: Must select appropriate swivel kit option below.</b>		
400-2500	10-4.25 KODIAK (2-7/8 API-R, F/30K FLG) (uses 30K swivel)	\$2,151.70 C
400-2501	12-4.25 KODIAK (2-7/8 API-R, F/30K FLG) (uses 30K swivel)	\$2,430.05 C
400-2502	14-4.25 KODIAK (2-7/8 API-R, F/40K FLG) (uses 40K swivel)	\$3,192.00 C
400-2503	16-4.25 KODIAK (2-7/8 API-R, F/40K FLG) (uses 40K swivel)	\$3,750.95 C
400-2504	18-4.25 KODIAK (2-7/8 API-R, F/40K FLG) (uses 40K swivel)	\$4,814.25 C
400-2505	20-4.25 KODIAK (2-7/8 API-R, F/40K FLG) (uses 40K swivel)	\$5,428.00 C
400-2506	24-4.25 KODIAK (2-7/8 API-R, F/40K FLG) (uses 40K swivel)	\$6,725.15 C
400-2507	28-4.25 KODIAK (2-7/8 API-R, F/40K FLG) (uses 40K swivel)	\$8,725.33 C
<b>Reamer Assembly with Tab</b>		
400-2829	10-4.25 KODIAK(2-7/8 API-R F/30K TAB)	\$2,549.36 C
400-2832	12-4.25 KODIAK(2-7/8 API-R F/30K TAB)	\$2,827.71 C
400-2835	14-4.25 KODIAK(2-7/8API-R F/40K TAB)	\$3,636.49 C
400-2838	16-4.25 KODIAK(2-7/8API-R F/40K TAB)	\$4,195.44 C
400-2841	18-4.25 KODIAK (2-7/8API-R, F/40K TAB)	\$5,258.74 C
400-2844	20-4.25 KODIAK(2-7/8API-R F/40K TAB)	\$5,872.49 C
400-2847	24-4.25 KODIAK(2-7/8"API-R F/40K TAB)	\$7,169.64 C
400-2850	28-4.25 KODIAK(2-7/8API-R F/40K TAB)	\$9,169.82 C
<b>Reamer Assembly with Swivel Tab</b>		
400-2827	10-4.25 KODIAK(2-7/8 API-R F/30K SW,TB)	\$2,997.03 C
400-2830	12-4.25 KODIAK(2-7/8 API-R F/30K SW,TB)	\$3,275.38 C
400-2833	14-4.25 KODIAK(2-7/8 API-R F/40K SW,TB)	\$4,465.33 C
400-2836	16-4.25 KODIAK(2-7/8API-R F/40K SW,TB)	\$5,024.28 C
400-2839	18-4.25 KODIAK(2-7/8API-R F/40K SW,TB)	\$6,087.58 C
400-2842	20-4.25 KODIAK(2-7/8API-R F/40K SW,TB)	\$6,701.33 C
400-2845	24-4.25 KODIAK(2-7/8API-R F/40K SW,TB)	\$7,998.48 C
400-2848	28-4.25 KODIAK(2-7/8API-R F/40K SW,TB)	\$9,998.66 C



CONFIDENTIAL

JT60 (less regulated)

**SUGGESTED PRICE LIST  
(F.O.B. PERRY, OKLAHOMA)**

Effective August 1, 2017

PART NO.	DESCRIPTION	MSRP (USD)
<b>KODIAK™ HD (Continued)</b>		
<b>4.25" Shaft</b>		
<b>Reamer Assembly with Swivel Clevis</b>		
400-2828	10-4.25 KODIAK(2-7/8 API-R F/30K SW,CL)	\$3,065.49 C
400-2831	12-4.25 KODIAK(2-7/8 API-R F/30K SW,CL)	\$3,343.84 C
400-2834	14-4.25 KODIAK(2-7/8 API-R F/40K SW,CL)	\$4,618.28 C
400-2837	16-4.25 KODIAK(2-7/8 API-R F/40K SW,CL)	\$5,177.23 C
400-2840	18-4.25 KODIAK(2-7/8 API-R F/40K SW,CL)	\$6,240.53 C
400-2843	20-4.25 KODIAK(2-7/8 API-R F/40K SW,CL)	\$6,854.28 C
400-2846	24-4.25 KODIAK(2-7/8 API-R F/40K SW,CL)	\$8,151.43 C
400-2849	28-4.25 KODIAK(2-7/8 API-R F/40K SW,CL)	\$10,151.61 C
<b>STABILIZERS</b>		
400-3011	6" STABILIZER (2 7/8 API-R,F/M)	\$1,968.65 C
400-3012	8" STABILIZER (2 7/8 API-R,F/M)	\$2,024.08 C
400-2998	10" STABILIZER (2 7/8 API-R,F/M)	\$2,132.18 C
400-3013	12" STABILIZER (2 7/8 API-R,F/M)	\$2,158.61 C
400-3014	14" STABILIZER (2 7/8 API-R,F/M)	\$2,316.29 C
400-3015	16" STABILIZER (2 7/8 API-R,F/M)	\$2,365.63 C
400-3016	18" STABILIZER (2 7/8 API-R,F/M)	\$2,518.24 C
<b>BACKREAMER SWIVELS and TABS</b>		
<b>NOTE: Select appropriate option for HD Reamers</b>		
<b>Swivels</b>		
190-2362	20K SWIVEL KIT (20K TAB)	\$457.05 C
190-2361	20K SWIVEL KIT (20K CLEVIS)	\$596.09 C
190-2364	30K SWIVEL KIT (30K TAB)	\$680.57 C
190-2363	30K SWIVEL KIT (30K CLEVIS)	\$749.03 C
190-2366	40K SWIVEL KIT (40K TAB)	\$1,108.57 C
190-2365	40K SWIVEL KIT (40K CLEVIS)	\$1,261.52 C
369-971	40K SWIVEL ASSEMBLY	\$1,648.88 C
400-748	40K SWIVEL ASSEMBLY	\$1,682.88 C
400-2563	SWIVEL (2 7/8 M API-R/30K TAB)	\$1,645.00 C
400-2562	SWIVEL (2 7/8 M API-R/30K CLEVIS)	\$1,925.00 C
400-2565	SWIVEL (2 7/8 M API-R/40K TAB)	\$1,925.00 C
400-2564	SWIVEL (2 7/8 M API-R/40K CLEVIS)	\$2,250.00 C
401-294	40K SWIVEL DOUBLE CLEVIS	\$1,563.88 C
400-221	40K SOCKET SWIVEL	\$1,688.11 C
400-759	40K BCN SWVL 40K SOC F/40K TAB	\$3,335.38 C
369-972	70K SWIVEL	\$3,976.48 C
<b>Pull Tabs</b>		
400-704	PULL TAB 40K SOC M/40K M TAB	\$284.75 C
400-2555	PULL TAB (2 7/8 M API - R/30K TAB)	\$285.00 C
400-2518	PULL TAB (2 7/8 M API - R/40K TAB)	\$318.00 C
369-854	PULL TAB 70K CLEVIS/40K TAB	\$402.84 C
190-2614	20K TAB KIT	\$171.39 C
190-2615	30K TAB KIT	\$232.90 C
190-2616	40K TAB KIT	\$279.73 C

Supersedes All Previous Price Lists---Prices Subject to Change Without Notice

The Charles Machine Works, Inc.; PO Box 66; Perry, OK 73077

(JT60 (less regulated) - 381)



CONFIDENTIAL

JT60 (less regulated)

**SUGGESTED PRICE LIST  
(F.O.B. PERRY, OKLAHOMA)**

Effective August 1, 2017

PART NO.	DESCRIPTION	MSRP (USD)
<b>CONNECTORS and ADAPTERS</b>		
400-2557	CONNECTOR (2 7/8 M API-R / 40K SOC)	\$319.50 C
400-2571	CONNECTOR (2 7/8 M API-R/2 7/8 M API-R)	\$322.50 C
<b>PULLING ACCESSORIES</b>		
110-040	3/4" ANCHOR SHACKLE (7/8" PIN)	\$28.56 C
110-987	7/8" ANCHOR SHACKLE (1" PIN)	\$37.15 C
110-847	CLEVIS (1")	\$81.95 C
111-018	CLEVIS (1-1/4")	\$65.50 C
111-019	CLEVIS (1-1/2")	\$197.76 C
<b>Pulling Grip</b>		
185-917	PULLING GRIP (3/4"-1 1/4")	\$56.28 C
185-918	PULLING GRIP (1 1/4"-2")	\$58.04 C
185-919	PULLING GRIP (2"-2 3/4")	\$62.58 C
185-920	PULLING GRIP (2 3/4"-3 1/2")	\$67.66 C
185-921	PULLING GRIP (3 1/2"-4 1/4")	\$74.49 C
<b>Heavy Duty Pulling Grip</b>		
185-922	PULLING GRIP (3/4"-1 1/4")PLASTIC COATED	\$76.81 C
185-923	PULLING GRIP (1 1/4"-2")PLASTIC COATED	\$85.87 C
185-924	PULLING GRIP (2"-2 3/4")PLASTIC COATED	\$108.61 C
185-925	PULLING GRIP (2 3/4"-3 1/2")PLASTIC COAT	\$131.34 C
185-926	PULLING GRIP (3 1/2"-4 1/4")PLASTIC COAT	\$157.82 C
<b>Pulling Grip with Swivel</b>		
185-904	PULLING GRIP (1-1/4" TO 2") W / SWVL	\$86.97 C
185-906	PULLING GRIP (2" TO 2-3/4") W / SWVL	\$119.20 C
185-907	PULLING GRIP (2-3/4"TO 3-1/2") W / SWVL	\$135.75 C
185-913	PULLING GRIP (3-1/2"TO 4-1/4") W / SWVL	\$149.00 C
185-914	PULLING GRIP (4-1/4"TO 4-3/4") W / SWVL	\$166.66 C

**SPECIAL PAINT**

Special color charge is per each unit - specify color code. (If first time color order, please provide 2"x3" color chip.)

From the time of confirmation, any special paint order is non-cancelable and non-returnable.

Please allow 30 days from time of order to delivery.

Orders with less than 30 days from order to delivery are subject to applicable surcharge(s).

Prices do not include the application of special or branded paints; i.e.) DuPont, Sherwin-Williams, PPG, metallic or base coat / clear coat.

Charges do not include price of paint.

Call for Pricing A



CONFIDENTIAL

**JT60 (highly regulated)**

Changes since the July 1, 2017 price list:

Effective August 1, 2017



CONFIDENTIAL

JT60 (highly regulated)

**SUGGESTED PRICE LIST  
(F.O.B. PERRY, OKLAHOMA)**

Effective August 1, 2017

PART NO.	DESCRIPTION	MSRP (USD)
----------	-------------	------------

**STANDARD UNIT**

The **Ditch Witch® JT60 Jet Trac®** drilling system is a self-contained, surface launched, fluid assisted, mechanical drilling system. The basic unit includes the following:

- Cummins QSB6.7 water cooled diesel engine (200 hp gross) EPA Tier 4, EU Stage IV compliant
- Electrical Strike System (module and barriers)
- 2 post cylinder assist stake system (without auger flighting)
- Hydraulic drill pipe loader with automated controller
- Rack and Pinion drill frame and carriage
- Rubber tracks
- 150 gpm fluid pump
- Dual batteries
- Antifreeze kit
- Cab w/ AC and Heater
- Ship Kit - Includes the following:
  - Drill pipe wiper seal
  - Copper thread compound with brush
  - Tip cleaner set
  - Spray wand

If you select a standard machine configuration, you must also order the “shipped with” items listed below.

**JT60 STANDARD #1**

**JT60A-1** Base Unit: Hi Reg, Lined or Unlined Pipe - Includes:

022-1141 JT60 T4F  
350-4253 JT60 TIER 4f ENGINE SKID ASSEMBLY  
350-1521 JT60 ENGINE COVERS  
270-6742 AT/JT60 T4F PROD DECAL KIT  
350-1523 TRADITIONAL CONTROLS  
400-2150 SAVERLOK JT60/2.46

**Total \$438,000.00 T****BASIC UNIT**

<b>022-1141</b>	JT60 T4F	\$296,600.00	T
Shipped with: 350-4253 JT60 TIER 4f ENGINE SKID ASSEMBLY		\$132,800.00	T
	350-1521 JT60 ENGINE COVERS	\$7,500.00	T
	190-2242 JT60 SHIP KIT	\$1,478.46	C
	350-1523 TRADITIONAL CONTROLS	\$5,300.00	T
	153-371 Y-STRAINER PARTS ASS'Y	\$563.68	C
	190-2234 JT PIPE BOX (TALL) (pipe quantity = 28)	\$5,261.80	C
		\$449,503.94	

**Hydra Tong Assembly (Select one)**

400-2638	HYDRA-TONG (4.25" - 5" OD)	(select 110V 60Hz)	\$8,300.00	D
400-2703	HYDRA-TONG (3-5/8" - 5" OD) CE	(select 220V 50Hz)	\$8,650.00	D

Supersedes All Previous Price Lists---Prices Subject to Change Without Notice

The Charles Machine Works, Inc.; PO Box 66; Perry, OK 73077

(JT60 (highly regulated) - 384)



CONFIDENTIAL

JT60 (highly regulated)

**SUGGESTED PRICE LIST  
(F.O.B. PERRY, OKLAHOMA)**

Effective August 1, 2017

PART NO.	DESCRIPTION	MSRP (USD)
<b>DECAL KITS – JT60 (Select one)</b>		
270-6742	AT/JT60 T4F PROD DECAL KIT	\$64.79 C
<b>TRANSLATION DECAL KITS – JT60 (Select if translation needed)</b>		
270-6743	AT/JT60 T4F PROD DECAL KIT FR	\$65.05 C
270-6744	AT/JT60 T4F PROD DECAL KIT GR	\$65.05 C
270-6745	AT/JT60 T4F PROD DECAL KIT IT	\$65.05 C
270-6746	AT/JT60 T4F PROD DECAL KIT SP	\$65.05 C
270-6753	AT/JT60 T4F ISO DECAL KIT	\$117.96 C
270-2308	JT/AT4020 JT/AT60 ISO PIPEBOX DECAL KIT	\$8.12 C
<b>NOTE: ISO decals will be shipped with all translation decals and any basic unit shipped outside the United States.</b>		
<b>ANCHOR SYSTEM (Select Standard or Rock)</b>		
<b>Standard –</b>		
300-3665	ANCHOR SHAFT	2 required \$1,067.05 C
300-3673	ANCHOR END, AUGER, 10"	2 required \$585.65 C
329-506	CENTERING CAP	2 required \$296.04 C
		\$3,897.48 C
<b>Rock –</b>		
300-3676	ANCHOR SHAFT	2 required \$1,081.21 C
300-4040	ROCK BIT ASSEMBLY with replaceable bits	2 required \$686.87 C
300-3693	CENTERING CAP	2 required \$316.64 C
		\$4,169.44 C
<b>ACCESSORIES</b>		
157-196	SPLIT ROD WIPER 3.25" ID	\$226.00 C
100-794	GROUNDING KIT	(Required if not using anchor system) \$942.05 C
100-074	STRIKE MAT KIT	(Required when hand loading pipe) \$605.52 C
190-1861	HEATED HOSE KIT	(Dealer installed only) \$730.46 C
190-2226	JT PIPE BOX (SHORT)	(pipe quantity = 16) \$4,117.71 C
<b>TRACKING ELECTRONICS</b>		
<b>See Ditch Witch® Electronics Price List</b>		
<b>DOWNHOLE TOOLS</b>		
<b>For nozzle placement, size and angle, reference the Downhole Tools Parts Book.</b>		
<b>DRILL PIPE</b>		
355-1100	POWER PIPE HD FM 3.06 X 3.50 2.46-4 15'	each \$710.00 D
	Shipped with: 400-2150 SAVERLOK JT60/2.46	\$866.00 C
355-1079	POWER PIPE HD UL 3.06 X 3.50 2.46-4 15'	each \$645.00 D
	Shipped with: 400-2150 SAVERLOK JT60/2.46	\$866.00 C
355-1132	HIWS1 PIPE 2.88 X 3.25 #900 15'	each \$657.00 D
	Shipped with: 400-2253 SAVERLOK JT60/(#900)	\$879.00 C

Supersedes All Previous Price Lists---Prices Subject to Change Without Notice

The Charles Machine Works, Inc.; PO Box 66; Perry, OK 73077

(JT60 (highly regulated) - 385)



CONFIDENTIAL

JT60 (highly regulated)

**SUGGESTED PRICE LIST  
(F.O.B. PERRY, OKLAHOMA)**

Effective August 1, 2017

PART NO.	DESCRIPTION	MSRP (USD)
<b>QUICK CONNECT SYSTEMS</b>		
<b>EZ CONNECT</b>		
400-2393	2.46-4M/2.85-6M EZ CONNECT	\$1,435.86 C
400-2522	#900M/2.85-6M EZ CONNECT	\$1,435.86 C
<b>TRANSITION SUB</b>		
400-2269	TRANSITION SUB (2.46-4M / 2-7/8M REG)	\$875.35 C
400-2272	TRANSITION SUB (900M / 2-7/8 M REG)	\$875.35 C
<b>BEACON HOUSING</b>		
906-5354	4.25" TRIHAWK HD HSG HF / 86B / 2.88 REG	\$4,712.79 C
908-5280	4.25" PWRHOUSE HD/6H-20MM/DW/2-7/8" REG	\$2,200.00 C
908-4390	4.25 UNIVERSAL HSG (2-7/8 API-R, F / F)	\$3,749.46 C
908-5290	4.75 UNIVERSAL HOUSING	\$3,991.05 C
<b>TRIHAWK</b>		
906-5026	Trihk I Bit Assy 50-100K Lbs w/Teeth	\$4,547.36 C
906-2627	Trihawk I Pullback Assembly 16-40k	\$119.00 C
906-5119	TriHawk III / 6.6/ 4.0 HSG/ 50-100K Drll	\$3,005.58 C
906-2523	Trihk III Pull Back Tooth Kit 24-40K Lbs	\$74.80 C
906-5130	TriHawk IV / 6.6/ 4.0 HSG/ 50-100K Drlls	\$2,821.17 C
906-5171	TriHawk V / 5.7/ 4.0 HSG/ 50-100K Drills	\$2,230.43 C
906-2625	Trihawk V Pullback Ass'y 24-40k Drills	\$125.00 C
906-5296	4.25" TriHawk Drt Bit Adapter/ V6 1/4-10	\$781.02 C

**SUGGESTED PRICE LIST**  
**(F.O.B. PERRY, OKLAHOMA)**

Effective August 1, 2017

PART NO.	DESCRIPTION	MSRP (USD)
----------	-------------	------------

**DRILL BITS**

	5.2	6/20	1	10	
Bit Width	Hole Qty.	Bolt Size	Thickness	Bend Angle	
5.2" (132 mm)	6	20	1.0" (25mm)	00	
6.4" (162 mm)				10	
7.8" (198 mm)					

**6 HOLE BITS**

**Baracuda Bit**

369-500	5.2-6/20-1-10 BARRACUDA BIT	\$220.67	C
369-504	6.4-6/20-1-10 BARRACUDA BIT	\$232.45	C
369-508	7.8-6/20-1-10 BARRACUDA BIT	\$248.52	C

**Durabit**

368-980	5.2-6/20-1-00 DURABIT	\$497.04	C
368-982	6.4-6/20-1-00 DURABIT	\$502.39	C
368-984	7.8-6/20-1-00 DURABIT	\$492.96	C

**Hard Surface Bit**

400-1653	5-6/20-1-10 HARD SURFACE BIT	\$125.00	C
----------	------------------------------	----------	---

**Sewer Bit**

400-022	5.5-6/20-1-00 SEWER BIT	\$248.56	C
400-021	5.5-6/20-1-00 BC SEWER BIT	\$160.00	C

**Steep Taper Bit**

369-486	5.2-6/20-1-00 STEEP BIT	\$220.67	C
369-490	6.4-6/20-1-00 STEEP BIT	\$220.67	C

**Tornado Bit**

400-1939	5-6/20-1-10 TORNADO BIT	\$353.55	C
400-1941	6.5-6/20-1-10 TORNADO BIT	\$363.18	C
400-1901	8-6/20-1-10 TORNADO BIT	\$425.00	C

**Tuff Bit**

369-739	5-6/20-1-10 TUFF BIT	\$280.00	C
369-741	6.5-6/20-1-10 TUFF BIT	\$398.00	C
369-743	8-6/20-1-10 TUFF BIT	\$340.00	C
400-1366	6-6/20-1-00 GRADE TUFF BIT	\$380.08	C
400-431	6-6/20-1-10 ST TUFF BIT	\$690.00	C





CONFIDENTIAL

JT60 (highly regulated)

## SUGGESTED PRICE LIST

(F.O.B. PERRY, OKLAHOMA)

Effective August 1, 2017

PART NO.	DESCRIPTION	MSRP (USD)
<b>BACKREAMERS</b>		
<b>BEAVERTAIL HD</b>		
<b>NOTE: Select appropriate thread-in option below.</b>		
<b>4.25" Shaft</b>		
400-2508	8-4.25 BVT RMR (2-7/8 API-R, F/F)	\$1,795.10 C
400-2509	10-4.25 BVT RMR (2-7/8 API-R, F/F)	\$1,918.50 C
400-2510	12-4.25 BVT RMR (2-7/8 API-R, F/F)	\$2,150.00 C
400-2511	14-4.25 BVT RMR (2-7/8 API-R, F/F)	\$2,375.00 C
400-2512	16-4.25 BVT RMR (2-7/8 API-R, F/F)	\$2,525.00 C
400-2513	18-4.25 BVT RMR (2-7/8 API-R, F/F)	\$2,706.21 C
400-2514	20-4.25 BVT RMR (2-7/8 API-R, F/F)	\$2,916.25 C
400-2515	24-4.25 BVT RMR (2-7/8 API-R, F/F)	\$3,799.00 C
<b>WARTHOG™ HD 2-7/8</b>		
<b>NOTE: Select appropriate thread-in option below.</b>		
<b>4.25" Shaft</b>		
400-2423	8" - 4.25" WARTHOG HD (2 7/8" API-R F-F)	\$1,325.50 C
400-2424	10" - 4.25" WARTHOG HD (2 7/8" API-R F-F)	\$1,620.00 C
400-2425	12" - 4.25" WARTHOG HD (2 7/8" API-R F-F)	\$1,870.00 C
400-2427	14" - 4.25" WARTHOG HD (2 7/8" API-R F-F)	\$2,150.00 C
400-2426	16" - 4.25" WARTHOG HD (2 7/8" API-R F-F)	\$2,299.00 C
400-2428	18" - 4.25" WARTHOG HD (2 7/8" API-R F-F)	\$2,875.00 C
400-2429	20" - 4.25" WARTHOG HD (2 7/8" API-R F-F)	\$3,250.50 C
400-2430	24" - 4.25" WARTHOG HD (2 7/8" API-R F-F)	\$3,575.00 C
400-2431	28" - 4.25" WARTHOG HD (2 7/8" API-R F-F)	\$4,565.00 C
400-2432	30" - 4.25" WARTHOG HD (2 7/8" API-R F-F)	\$4,975.00 C
<b>COMPACT FLUTED HD 2-7/8</b>		
<b>4.25" Shaft</b>		
<b>Reamer Only</b>		
400-2485	8-4.25 FLUTED HD (2 7/8 API-R,F/20K FLG)	\$1,400.00 C
400-2486	10-4.25 FLUTED HD (2 7/8 API-R,F/20K FLG)	\$1,950.00 C
400-2487	12-4.25 FLUTED HD (2 7/8 API-R,F/30K FLG)	\$2,525.00 C
400-2488	14-4.25 FLUTED HD (2 7/8 API-R,F/40K FLG)	\$3,000.00 C
400-2489	16-4.25 FLUTED HD (2 7/8 API-R,F/40K FLG)	\$3,775.00 C
400-2490	18-4.25 FLUTED HD (2 7/8 API-R,F/40K FLG)	\$4,300.00 C
<b>Reamer Assembly with Tab</b>		
400-2922	8-4.25 FLUTED(2-7/8API-R F/20K TAB)	\$1,736.15 C
400-2925	10-4.25 FLUTED(2-7/8API-R F/20K TAB)	\$2,286.15 C
400-2928	12-4.25 FLUTED(2-7/8API-R F/30K TAB)	\$2,922.66 C
400-2931	14-4.25 FLUTED(2-7/8API-R F/40K TAB)	\$3,444.49 C
400-2934	16-4.25 FLUTED(2-7/8API-R F/40K TAB)	\$4,219.49 C
400-2937	18-4.25 FLUTED(2-7/8API-R F/40K TAB)	\$4,744.49 C

Supersedes All Previous Price Lists---Prices Subject to Change Without Notice

The Charles Machine Works, Inc.; PO Box 66; Perry, OK 73077

(JT60 (highly regulated) - 388)



CONFIDENTIAL

JT60 (highly regulated)

**SUGGESTED PRICE LIST  
(F.O.B. PERRY, OKLAHOMA)**

Effective August 1, 2017

PART NO.	DESCRIPTION	MSRP (USD)
<b>COMPACT FLUTED HD 2-7/8 (Continued)</b>		
<b>4.25" Shaft</b>		
<b>Reamer Assembly with Swivel Tab</b>		
400-2920	8-4.25 FLUTED(2-7/8API-R F/20K SW,TB)	\$2,021.81 C
400-2923	10-4.25 FLUTED(2-7/8API-R F/20K SW,TB)	\$2,571.81 C
400-2926	12-4.25 FLUTED(2-7/8API-R F/30K SW,TB)	\$3,370.33 C
400-2929	14-4.25 FLUTED(2-7/8API-R F/30K SW,TB)	\$4,273.33 C
400-2932	16-4.25 FLUTED(2-7/8API-R F/40K SW,TB)	\$5,048.33 C
400-2935	18-4.25 FLUTED(2-7/8API-R F/40K SW,TB)	\$5,573.33 C
<b>Reamer Assembly with Swivel Clevis</b>		
400-2921	8-4.25 FLUTED(2-7/8API-R F/20K SW,CL)	\$2,160.85 C
400-2924	10-4.25 FLUTED(2-7/8API-R F/20K SW,CL)	\$2,710.85 C
400-2927	12-4.25 FLUTED(2-7/8API-R F/30K SW,CL)	\$3,438.79 C
400-2930	14-4.25 FLUTED(2-7/8API-R F/40K SW,CL)	\$4,426.28 C
400-2933	16-4.25 FLUTED(2-7/8API-R F/40K SW,CL)	\$5,201.28 C
400-2936	18-4.25 FLUTED(2-7/8API-R F/40K SW,CL)	\$5,726.28 C
<b>KODIAK™ HD</b>		
<b>4.25" Shaft</b>		
<b>Reamer Only</b>		
<b>NOTE: Must select appropriate swivel kit option below.</b>		
400-2500	10-4.25 KODIAK (2-7/8 API-R, F/30K FLG) (uses 30K swivel)	\$2,151.70 C
400-2501	12-4.25 KODIAK (2-7/8 API-R, F/30K FLG) (uses 30K swivel)	\$2,430.05 C
400-2502	14-4.25 KODIAK (2-7/8 API-R, F/40K FLG) (uses 40K swivel)	\$3,192.00 C
400-2503	16-4.25 KODIAK (2-7/8 API-R, F/40K FLG) (uses 40K swivel)	\$3,750.95 C
400-2504	18-4.25 KODIAK (2-7/8 API-R, F/40K FLG) (uses 40K swivel)	\$4,814.25 C
400-2505	20-4.25 KODIAK (2-7/8 API-R, F/40K FLG) (uses 40K swivel)	\$5,428.00 C
400-2506	24-4.25 KODIAK (2-7/8 API-R, F/40K FLG) (uses 40K swivel)	\$6,725.15 C
400-2507	28-4.25 KODIAK (2-7/8 API-R, F/40K FLG) (uses 40K swivel)	\$8,725.33 C
<b>Reamer Assembly with Tab</b>		
400-2829	10-4.25 KODIAK(2-7/8 API-R F/30K TAB)	\$2,549.36 C
400-2832	12-4.25 KODIAK(2-7/8 API-R F/30K TAB)	\$2,827.71 C
400-2835	14-4.25 KODIAK(2-7/8API-R F/40K TAB)	\$3,636.49 C
400-2838	16-4.25 KODIAK(2-7/8API-R F/40K TAB)	\$4,195.44 C
400-2841	18-4.25 KODIAK (2-7/8API-R, F/40K TAB)	\$5,258.74 C
400-2844	20-4.25 KODIAK(2-7/8API-R F/40K TAB)	\$5,872.49 C
400-2847	24-4.25 KODIAK(2-7/8"API-R F/40K TAB)	\$7,169.64 C
400-2850	28-4.25 KODIAK(2-7/8API-R F/40K TAB)	\$9,169.82 C
<b>Reamer Assembly with Swivel Tab</b>		
400-2827	10-4.25 KODIAK(2-7/8 API-R F/30K SW,TB)	\$2,997.03 C
400-2830	12-4.25 KODIAK(2-7/8 API-R F/30K SW,TB)	\$3,275.38 C
400-2833	14-4.25 KODIAK(2-7/8 API-R F/40K SW,TB)	\$4,465.33 C
400-2836	16-4.25 KODIAK(2-7/8API-R F/40K SW,TB)	\$5,024.28 C
400-2839	18-4.25 KODIAK(2-7/8API-R F/40K SW,TB)	\$6,087.58 C
400-2842	20-4.25 KODIAK(2-7/8API-R F/40K SW,TB)	\$6,701.33 C
400-2845	24-4.25 KODIAK(2-7/8API-R F/40K SW,TB)	\$7,998.48 C
400-2848	28-4.25 KODIAK(2-7/8API-R F/40K SW,TB)	\$9,998.66 C

Supersedes All Previous Price Lists---Prices Subject to Change Without Notice

The Charles Machine Works, Inc.; PO Box 66; Perry, OK 73077

(JT60 (highly regulated) - 389)



CONFIDENTIAL

JT60 (highly regulated)

**SUGGESTED PRICE LIST  
(F.O.B. PERRY, OKLAHOMA)**

Effective August 1, 2017

PART NO.	DESCRIPTION	MSRP (USD)
<b>KODIAK™ HD (Continued)</b>		
<b>4.25" Shaft</b>		
<b>Reamer Assembly with Swivel Clevis</b>		
400-2828	10-4.25 KODIAK(2-7/8 API-R F/30K SW,CL)	\$3,065.49 C
400-2831	12-4.25 KODIAK(2-7/8 API-R F/30K SW,CL)	\$3,343.84 C
400-2834	14-4.25 KODIAK(2-7/8 API-R F/40K SW,CL)	\$4,618.28 C
400-2837	16-4.25 KODIAK(2-7/8 API-R F/40K SW,CL)	\$5,177.23 C
400-2840	18-4.25 KODIAK(2-7/8 API-R F/40K SW,CL)	\$6,240.53 C
400-2843	20-4.25 KODIAK(2-7/8 API-R F/40K SW,CL)	\$6,854.28 C
400-2846	24-4.25 KODIAK(2-7/8 API-R F/40K SW,CL)	\$8,151.43 C
400-2849	28-4.25 KODIAK(2-7/8 API-R F/40K SW,CL)	\$10,151.61 C
<b>STABILIZERS</b>		
400-3011	6" STABILIZER (2 7/8 API-R,F/M)	\$1,968.65 C
400-3012	8" STABILIZER (2 7/8 API-R,F/M)	\$2,024.08 C
400-2998	10" STABILIZER (2 7/8 API-R,F/M)	\$2,132.18 C
400-3013	12" STABILIZER (2 7/8 API-R,F/M)	\$2,158.61 C
400-3014	14" STABILIZER (2 7/8 API-R,F/M)	\$2,316.29 C
400-3015	16" STABILIZER (2 7/8 API-R,F/M)	\$2,365.63 C
400-3016	18" STABILIZER (2 7/8 API-R,F/M)	\$2,518.24 C
<b>BACKREAMER SWIVELS and TABS</b>		
<b>NOTE: Select appropriate option for HD Reamers</b>		
<b>Swivels</b>		
190-2362	20K SWIVEL KIT (20K TAB)	\$457.05 C
190-2361	20K SWIVEL KIT (20K CLEVIS)	\$596.09 C
190-2364	30K SWIVEL KIT (30K TAB)	\$680.57 C
190-2363	30K SWIVEL KIT (30K CLEVIS)	\$749.03 C
190-2366	40K SWIVEL KIT (40K TAB)	\$1,108.57 C
190-2365	40K SWIVEL KIT (40K CLEVIS)	\$1,261.52 C
369-971	40K SWIVEL ASSEMBLY	\$1,648.88 C
400-748	40K SWIVEL ASSEMBLY	\$1,682.88 C
400-2563	SWIVEL (2 7/8 M API-R/30K TAB)	\$1,645.00 C
400-2562	SWIVEL (2 7/8 M API-R/30K CLEVIS)	\$1,925.00 C
400-2565	SWIVEL (2 7/8 M API-R/40K TAB)	\$1,925.00 C
400-2564	SWIVEL (2 7/8 M API-R/40K CLEVIS)	\$2,250.00 C
401-294	40K SWIVEL DOUBLE CLEVIS	\$1,563.88 C
400-221	40K SOCKET SWIVEL	\$1,688.11 C
400-759	40K BCN SWVL 40K SOC F/40K TAB	\$3,335.38 C
369-972	70K SWIVEL	\$3,976.48 C
<b>Pull Tabs</b>		
400-704	PULL TAB 40K SOC M/40K M TAB	\$284.75 C
400-2555	PULL TAB (2 7/8 M API - R/30K TAB)	\$285.00 C
400-2518	PULL TAB (2 7/8 M API - R/40K TAB)	\$318.00 C
369-854	PULL TAB 70K CLEVIS/40K TAB	\$402.84 C
190-2614	20K TAB KIT	\$171.39 C
190-2615	30K TAB KIT	\$232.90 C
190-2616	40K TAB KIT	\$279.73 C

Supersedes All Previous Price Lists---Prices Subject to Change Without Notice

The Charles Machine Works, Inc.; PO Box 66; Perry, OK 73077

(JT60 (highly regulated) - 390)



CONFIDENTIAL

JT60 (highly regulated)

**SUGGESTED PRICE LIST  
(F.O.B. PERRY, OKLAHOMA)**

Effective August 1, 2017

PART NO.	DESCRIPTION	MSRP (USD)
<b>CONNECTORS and ADAPTERS</b>		
400-2557	CONNECTOR (2 7/8 M API-R / 40K SOC)	\$319.50 C
400-2571	CONNECTOR (2 7/8 M API-R/2 7/8 M API-R)	\$322.50 C
<b>PULLING ACCESSORIES</b>		
110-040	3/4" ANCHOR SHACKLE (7/8" PIN)	\$28.56 C
110-987	7/8" ANCHOR SHACKLE (1" PIN)	\$37.15 C
110-847	CLEVIS (1")	\$81.95 C
111-018	CLEVIS (1-1/4")	\$65.50 C
111-019	CLEVIS (1-1/2")	\$197.76 C
<b>Pulling Grip</b>		
185-917	PULLING GRIP (3/4"-1 1/4")	\$56.28 C
185-918	PULLING GRIP (1 1/4"-2")	\$58.04 C
185-919	PULLING GRIP (2"-2 3/4")	\$62.58 C
185-920	PULLING GRIP (2 3/4"-3 1/2")	\$67.66 C
185-921	PULLING GRIP (3 1/2"-4 1/4")	\$74.49 C
<b>Heavy Duty Pulling Grip</b>		
185-922	PULLING GRIP (3/4"-1 1/4")PLASTIC COATED	\$76.81 C
185-923	PULLING GRIP (1 1/4"-2")PLASTIC COATED	\$85.87 C
185-924	PULLING GRIP (2"-2 3/4")PLASTIC COATED	\$108.61 C
185-925	PULLING GRIP (2 3/4"-3 1/2")PLASTIC COAT	\$131.34 C
185-926	PULLING GRIP (3 1/2"-4 1/4")PLASTIC COAT	\$157.82 C
<b>Pulling Grip with Swivel</b>		
185-904	PULLING GRIP (1-1/4" TO 2") W / SWVL	\$86.97 C
185-906	PULLING GRIP (2" TO 2-3/4") W / SWVL	\$119.20 C
185-907	PULLING GRIP (2-3/4"TO 3-1/2") W / SWVL	\$135.75 C
185-913	PULLING GRIP (3-1/2"TO 4-1/4") W / SWVL	\$149.00 C
185-914	PULLING GRIP (4-1/4"TO 4-3/4") W / SWVL	\$166.66 C

**SPECIAL PAINT**

Special color charge is per each unit - specify color code. (If first time color order, please provide 2"x3" color chip.)

From the time of confirmation, any special paint order is non-cancelable and non-returnable.

Please allow 30 days from time of order to delivery.

Orders with less than 30 days from order to delivery are subject to applicable surcharge(s).

Prices do not include the application of special or branded paints; i.e.) DuPont, Sherwin-Williams, PPG, metallic or base coat / clear coat.

Charges do not include price of paint.

Call for Pricing A



CONFIDENTIAL

**AT60 (less regulated)**

Changes since the July 1, 2017 price list:

Effective August 1, 2017

• Added:

400-2741 6.5-RMO-700 (IADC 727)  
400-2735 18X5 ROCKMONSTER (3-1/2" API-IF, F/F)  
400-2736 20X6 ROCKMONSTER (3-1/2" API-IF, F/F)  
400-2737 22X6 ROCKMONSTER (3-1/2" API-IF, F/F)  
400-1647 24X6 ROCKMONSTER (3-1/2" API-IF, F/F)



CONFIDENTIAL

AT60 (less regulated)

**SUGGESTED PRICE LIST  
(F.O.B. PERRY, OKLAHOMA)**

Effective August 1, 2017

PART NO.	DESCRIPTION	MSRP (USD)
----------	-------------	------------

**STANDARD UNIT**

The *Ditch Witch® JT60 All Terrain Jet Trac®* drilling system is a self-contained, surface launched, fluid assisted, mechanical drilling system. The basic unit includes the following:

- Cummins QSB6.7 water cooled diesel engine (190 hp gross) EPA Tier 3, EU Stage IIIA compliant
- Electrical Strike System (module and barriers)
- 2 post cylinder assist stake system (without auger flighting)
- Hydraulic drill pipe loader with automated controller
- Rack and Pinion drill frame and carriage
- Rubber tracks
- 150 gpm fluid pump
- Dual batteries
- Antifreeze kit
- Cab w/ AC and Heater
- Ship Kit - Includes the following:
  - Drill pipe wiper seal
  - Copper thread compound with brush
  - Tip cleaner set
  - Spray wand

If you select a standard machine configuration, you must also order the "shipped with" items listed below.

**AT60 STANDARD #2**

**AT60A-2** Base Unit: Le Reg, Rock Pipe - Includes:

022-1123 AT60 T3

350-1422 JT60 TIER 3 ENGINE SKID ASSEMBLY

350-1409 JT60 ENGINE COVERS

350-1427 JT60 ENGINE COVERS TIER 3

350-3961 TRADITIONAL CONTROLS

Total \$471,951.95 T

**BASIC UNIT**

**022-1123** AT60 T3

\$362,990.82 T

Shipped with: 350-1422 JT60 TIER 3 ENGINE SKID ASSEMBLY

\$96,145.35 T

350-1427 JT60 ENGINE COVERS TIER 3

\$486.68 T

190-2282 AT60 SHIP KIT

\$1,478.46 C

350-1409 JT60 ENGINE COVERS

\$7,029.75 T

350-3961 TRADITIONAL CONTROLS

\$5,299.35 T

153-371 Y-STRAINER PARTS ASS'Y

\$563.68 C

190-2235 AT PIPE BOX (TALL)

\$5,623.24 C

**NOTE: Shipped with AT Pipe**

190-2234 JT PIPE BOX (TALL)

\$5,261.80 C

**NOTE: Shipped with JT Pipe**

AT PIPE \$479,617.33

JT PIPE \$479,255.89



CONFIDENTIAL

AT60 (less regulated)

**SUGGESTED PRICE LIST  
(F.O.B. PERRY, OKLAHOMA)**

Effective August 1, 2017

PART NO.	DESCRIPTION	MSRP (USD)
<b>Hydra Tong Assembly (Select one)</b>		
400-2638	HYDRA-TONG (4.25" - 5" OD) (select 110V 60Hz)	\$8,300.00 D
400-2703	HYDRA-TONG (3-5/8" - 5" OD) CE (select 220V 50Hz)	\$8,650.00 D
<b>TRANSLATION DECAL KITS – AT60 (Select if translation needed)</b>		
270-2702	JT60 AT PROD DECAL KIT FR	\$137.95 C
270-2703	JT60 AT PROD DECAL KIT GR	\$137.95 C
270-2704	JT60 AT PROD DECAL KIT IT	\$137.95 C
270-2701	JT60 AT PROD DECAL KIT SP	\$137.95 C
270-5724	AT/JT60 PROD DECAL KIT -SW	\$137.95 C
270-2706	JT60 PROD ISO DECAL KIT	\$30.00 C
270-2308	JT/AT4020 JT/AT60 ISO PIPEBOX DECAL KIT	\$8.12 C
<b>NOTE: ISO decals will be shipped with all translation decals and any basic unit shipped outside the United States.</b>		
<b>ANCHOR SYSTEM (Select Standard or Rock)</b>		
<b>Standard –</b>		
300-3665	ANCHOR SHAFT 2 required	\$1,067.05 C
300-3673	ANCHOR END, AUGER, 10" 2 required	\$585.65 C
329-506	CENTERING CAP 2 required	\$296.04 C
		\$3,897.48 C
<b>Rock –</b>		
300-3676	ANCHOR SHAFT 2 required	\$1,081.21 C
300-4040	ROCK BIT ASSEMBLY with replaceable bits 2 required	\$686.87 C
300-3693	CENTERING CAP 2 required	\$316.64 C
		\$4,169.44 C
<b>ORANGE INTEL™ OPTIONS (Select one)</b>		
350-5371	GPS ONLY FOR GPS-READY	\$530.00 D
<b>Note: Equipment Registration Activates GPS and Telematics Boxes</b>		
<b>ORANGE INTEL™ SERVICE PLAN OPTIONS (Optional)</b>		
240-1118	1 Year Data Service Plan GPS ONLY	\$299.40 A
<b>Note: Sold in One Year Increments</b>		
<b>ACCESSORIES</b>		
157-196	SPLIT ROD WIPER 3.25" ID	\$226.00 C
100-794	GROUNDING KIT (Required if not using anchor system)	\$942.05 C
100-074	STRIKE MAT KIT (Required when hand loading pipe)	\$605.52 C
190-1861	HEATED HOSE KIT (Dealer installed only)	\$730.46 C
315-981	AT PIPE BOX (SHORT) (pipe quantity = 9)	\$4,368.45 C
190-2226	JT PIPE BOX (SHORT) (pipe quantity = 16)	\$4,117.71 C
190-1899	JT CONVERSION KIT	\$2,089.29 C
<b>TRACKING ELECTRONICS</b>		
<b>See Ditch Witch® Electronics Price List</b>		

Supersedes All Previous Price Lists---Prices Subject to Change Without Notice

The Charles Machine Works, Inc.; PO Box 66; Perry, OK 73077

(AT60 (less regulated) - 394)



CONFIDENTIAL

AT60 (less regulated)

**SUGGESTED PRICE LIST  
(F.O.B. PERRY, OKLAHOMA)**

Effective August 1, 2017

PART NO.	DESCRIPTION	MSRP (USD)
----------	-------------	------------

**DOWNHOLE TOOLS**

For nozzle placement, size and angle, reference the Downhole Tools Parts Book.

**DRILL PIPE**

355-1169	POWER PIPE AT 3.63 X 4.13 3.25-4 14.3'	each	\$1,395.00	D
355-1100	POWER PIPE HD FM 3.06 X 3.50 2.46-4 15'	each	\$710.00	P
	Shipped with: 400-2150 SAVERLOK JT60/2.46		\$866.00	C
355-1079	POWER PIPE HD UL 3.06 X 3.50 2.46-4 15'	each	\$645.00	P
	Shipped with: 400-2150 SAVERLOK JT60/2.46		\$866.00	C
355-1132	HIWS1 PIPE 2.88 X 3.25 #900 15'	each	\$657.00	P
	Shipped with: 400-2253 SAVERLOK JT60/(#900)		\$879.00	C

**QUICK CONNECT SYSTEMS****EZ CONNECT**

400-2393	2.46-4M/2.85-6M EZ CONNECT		\$1,435.86	C
400-2392	2.85-6F EZ/2-7/8 API REG M		\$391.84	C
400-2522	#900M/2.85-6M EZ CONNECT		\$1,435.86	C

**TRANSITION SUB**

401-143	T-SUB 3.25-4M/3.27-4M DIRTONLY		\$1,407.56	C
400-1679	T-SUB ASS'Y (3.25-4M AT/2.88-5M REG)		\$1,366.48	C
400-2269	TRANSITION SUB (2.46-4M / 2-7/8M REG)		\$875.35	C
400-2272	TRANSITION SUB (900M / 2-7/8 M REG)		\$875.35	C

**ROCK DRILLING TOOLS**

400-919	5.0" ROCKMASTER TOOL, 86B	\$6,492.00		C
	Shipped with: 100-079 5" ROCKMASTER TOOL KIT	\$361.43		C
			\$6,853.43	
400-1467	5.0" ROCKMASTER TOOL 86B 2 DEG	\$8,030.30		C
	Shipped with: 400-749 4.50" QUICK WRENCH JAW	\$365.05		C
			\$8,395.35	

**BEACON HOUSING**

906-5354	4.25" TRIHAWK HD HSG HF / 86B / 2.88 REG		\$4,712.79	C
908-5280	4.25" PWRHOUSE HD/6H-20MM/DW/2-7/8" REG		\$2,200.00	C
908-4390	4.25 UNIVERSAL HSG (2-7/8 API-R, F / F)		\$3,749.46	C
908-5290	4.75 UNIVERSAL HOUSING		\$3,991.05	C

Supersedes All Previous Price Lists---Prices Subject to Change Without Notice

The Charles Machine Works, Inc.; PO Box 66; Perry, OK 73077

(AT60 (less regulated) - 395)





CONFIDENTIAL

AT60 (less regulated)

**SUGGESTED PRICE LIST  
(F.O.B. PERRY, OKLAHOMA)**

Effective August 1, 2017

PART NO.	DESCRIPTION	MSRP (USD)
<b>TRIHAWK</b>		
906-5026	Trihk I Bit Assy 50-100K Lbs w/Teeth	\$4,547.36 C
906-2627	Trihawk I Pullback Assembly 16-40k	\$119.00 C
906-5119	TriHawk III / 6.6/ 4.0 HSG/ 50-100K Drll	\$3,005.58 C
906-2523	Trihk III Pull Back Tooth Kit 24-40K Lbs	\$74.80 C
906-5130	TriHawk IV / 6.6/ 4.0 HSG/ 50-100K Drlls	\$2,821.17 C
906-5171	TriHawk V / 5.7/ 4.0 HSG/ 50-100K Drills	\$2,230.43 C
906-2625	Trihawk V Pullback Ass'y 24-40k Drills	\$125.00 C
906-5296	4.25" TriHawk Drt Bit Adapter/ V6 1/4-10	\$781.02 C
<b>AIR HAMMER</b>		
190-1692	AIR HAMMER, 6"	\$22,500.00 C
400-1451	6-1/2" Q6 W/ SPHERICAL INSERTS	\$872.41 C
400-1452	6-1/2" Q6 CONVEX W/ SPHERICAL INS	\$872.41 C
400-1454	6-1/2" Q6 CONVEX W/SEMI BALLISTIC INS	\$872.41 C
400-1455	6-1/2" Q6 CONVEX W/BALLISTIC INSERTS	\$872.41 C
<b>BEACON HOUSING NOZZLES</b>		
159-291	NOZZLE ANG. ORF .104", 7/16-20	\$9.28 C
159-292	NOZZLE D.J. ORF .104, 7/16-20	\$9.28 C
159-293	NOZZLE STR. ORF .104, 7/16-20	\$9.28 C
159-294	SET SCREW (7/16-NF X 1/2", SS)	\$7.99 C
159-295	NOZZLE ANG. ORF .074", 7/16-20	\$9.28 C
159-296	NOZZLE D.J. ORF .074", 7/16-20	\$12.22 C
159-297	NOZZLE STR. ORF .074", 7/16-20	\$9.28 C
159-422	NOZZLE ANG. ORF .156", 7/16-20	\$9.40 C
159-423	NOZZLE STR. ORF.188", 7/16-20	\$8.97 C
149-200	NOZZLE .070 1/4 NPT TC	\$15.10 C
149-201	NOZZLE .100 1/4 NPT TC	\$8.77 C
149-202	NOZZLE .150 1/4 NPT TC	\$15.95 C
149-203	NOZZLE .200 1/4 NPT TC	\$17.79 C
149-204	NOZZLE .250 1/4 NPT TC	\$16.17 C

**SUGGESTED PRICE LIST  
(F.O.B. PERRY, OKLAHOMA)**

Effective August 1, 2017

PART NO.	DESCRIPTION	MSRP (USD)
----------	-------------	------------

**DRILL BITS**

					5.2	6/20	100	10					
Bit Width					Hole Qty.		Bolt Size		Thickness		Bend Angle		
5.2" (132 mm)					6		20		1.0" (25mm)		00		
6.4" (162 mm)											10		
7.8" (198 mm)													

**6 HOLE BITS****Baracuda Bit**

369-500	5.2-6/20-1-10 BARRACUDA BIT	\$220.67	C
369-504	6.4-6/20-1-10 BARRACUDA BIT	\$232.45	C
369-508	7.8-6/20-1-10 BARRACUDA BIT	\$248.52	C

**Durabit**

368-980	5.2-6/20-1-00 DURABIT	\$497.04	C
368-982	6.4-6/20-1-00 DURABIT	\$502.39	C
368-984	7.8-6/20-1-00 DURABIT	\$492.96	C

**Hard Surface Bit**

400-1653	5-6/20-1-10 HARD SURFACE BIT	\$125.00	C
----------	------------------------------	----------	---

**Sewer Bit**

400-022	5.5-6/20-1-00 SEWER BIT	\$248.56	C
400-021	5.5-6/20-1-00 BC SEWER BIT	\$160.00	C

**Steep Taper Bit**

369-486	5.2-6/20-1-00 STEEP BIT	\$220.67	C
369-490	6.4-6/20-1-00 STEEP BIT	\$220.67	C

**Tornado Bit**

400-1939	5-6/20-1-10 TORNADO BIT	\$353.55	C
400-1941	6.5-6/20-1-10 TORNADO BIT	\$363.18	C
400-1901	8-6/20-1-10 TORNADO BIT	\$425.00	C

**Tuff Bit**

369-739	5-6/20-1-10 TUFF BIT	\$280.00	C
369-741	6.5-6/20-1-10 TUFF BIT	\$398.00	C
369-743	8-6/20-1-10 TUFF BIT	\$340.00	C
400-1366	6-6/20-1-00 GRADE TUFF BIT	\$380.08	C
400-431	6-6/20-1-10 ST TUFF BIT	\$690.00	C

**DRILL HEADS - ROCK**

401-361	6.50 HDS-3	\$6,900.00	D
401-346	6.50" TRI-CONE BIT HDX-30	\$7,875.00	D
400-1812	6.50 TRI-CONE BIT (XR50)	\$9,895.00	D
400-2521	6.50-DWM-200 (211)	\$1,350.00	D
400-2318	6.5-DWS-500 (537)	\$4,253.00	D
400-2320	6.5-RMS-500 (537)	\$4,531.00	D
400-2516	6.5-RMS-600 (637)	\$4,531.00	D
400-2741	6.5-RMO-700 (IADC 727)	\$4,955.20	D
400-2973	6-1/2" PIRANHA BIT (3-1/2" API-REG)	\$1,220.00	C
400-683	7.0 SOFT FORMATION BIT	\$3,199.67	C



CONFIDENTIAL

AT60 (less regulated)

**SUGGESTED PRICE LIST  
(F.O.B. PERRY, OKLAHOMA)**

Effective August 1, 2017

PART NO.	DESCRIPTION	MSRP (USD)
<b>QUICK WRENCH JAWS</b>		
401-148	6.25" SOFT FORMATION WRENCH JAW	\$559.00 C
401-133	6.25" TRI-CONE WRENCH JAW (2.0" THK)	\$1,024.85 C
400-705	6.5" TRI-CONE WRENCH JAW (2.0" THK)	\$471.00 C
<b>BACKREAMERS BEAVERTAIL HD</b>		
<b>NOTE: Select appropriate thread-in option below.</b>		
<b>4.25" Shaft</b>		
400-2508	8-4.25 BVT RMR (2-7/8 API-R, F/F)	\$1,795.10 C
400-2509	10-4.25 BVT RMR (2-7/8 API-R, F/F)	\$1,918.50 C
400-2510	12-4.25 BVT RMR (2-7/8 API-R, F/F)	\$2,150.00 C
400-2511	14-4.25 BVT RMR (2-7/8 API-R, F/F)	\$2,375.00 C
400-2512	16-4.25 BVT RMR (2-7/8 API-R, F/F)	\$2,525.00 C
400-2513	18-4.25 BVT RMR (2-7/8 API-R, F/F)	\$2,706.21 C
400-2514	20-4.25 BVT RMR (2-7/8 API-R, F/F)	\$2,916.25 C
400-2515	24-4.25 BVT RMR (2-7/8 API-R, F/F)	\$3,799.00 C
<b>WARTHOG™ HD 2-7/8</b>		
<b>NOTE: Select appropriate thread-in option below.</b>		
<b>4.25" Shaft</b>		
400-2423	8" - 4.25" WARTHOG HD (2 7/8" API-R F-F)	\$1,325.50 C
400-2424	10" - 4.25" WARTHOG HD (2 7/8" API-R F-F)	\$1,620.00 C
400-2425	12" - 4.25" WARTHOG HD (2 7/8" API-R F-F)	\$1,870.00 C
400-2427	14" - 4.25" WARTHOG HD (2 7/8" API-R F-F)	\$2,150.00 C
400-2426	16" - 4.25" WARTHOG HD (2 7/8" API-R F-F)	\$2,299.00 C
400-2428	18" - 4.25" WARTHOG HD (2 7/8" API-R F-F)	\$2,875.00 C
400-2429	20" - 4.25" WARTHOG HD (2 7/8" API-R F-F)	\$3,250.50 C
400-2430	24" - 4.25" WARTHOG HD (2 7/8" API-R F-F)	\$3,575.00 C
400-2431	28" - 4.25" WARTHOG HD (2 7/8" API-R F-F)	\$4,565.00 C
400-2432	30" - 4.25" WARTHOG HD (2 7/8" API-R F-F)	\$4,975.00 C
<b>COMPACT FLUTED HD 2-7/8</b>		
<b>4.25" Shaft</b>		
<b>Reamer Only</b>		
400-2485	8-4.25 FLUTED HD (2 7/8 API-R,F/20K FLG)	\$1,400.00 C
400-2486	10-4.25 FLUTED HD (2 7/8 API-R,F/20K FLG)	\$1,950.00 C
400-2487	12-4.25 FLUTED HD (2 7/8 API-R,F/30K FLG)	\$2,525.00 C
400-2488	14-4.25 FLUTED HD (2 7/8 API-R,F/40K FLG)	\$3,000.00 C
400-2489	16-4.25 FLUTED HD (2 7/8 API-R,F/40K FLG)	\$3,775.00 C
400-2490	18-4.25 FLUTED HD (2 7/8 API-R,F/40K FLG)	\$4,300.00 C
<b>Reamer Assembly with Tab</b>		
400-2922	8-4.25 FLUTED(2-7/8API-R F/20K TAB)	\$1,736.15 C
400-2925	10-4.25 FLUTED(2-7/8API-R F/20K TAB)	\$2,286.15 C
400-2928	12-4.25 FLUTED(2-7/8API-R F/30K TAB)	\$2,922.66 C
400-2931	14-4.25 FLUTED(2-7/8API-R F/40K TAB)	\$3,444.49 C
400-2934	16-4.25 FLUTED(2-7/8API-R F/40K TAB)	\$4,219.49 C
400-2937	18-4.25 FLUTED(2-7/8API-R F/40K TAB)	\$4,744.49 C

Supersedes All Previous Price Lists---Prices Subject to Change Without Notice

The Charles Machine Works, Inc.; PO Box 66; Perry, OK 73077

(AT60 (less regulated) - 398)

**SUGGESTED PRICE LIST  
(F.O.B. PERRY, OKLAHOMA)**

Effective August 1, 2017

PART NO.	DESCRIPTION	MSRP (USD)
<b>COMPACT FLUTED HD 2-7/8 (Continued)</b>		
<b>4.25" Shaft</b>		
<b>Reamer Assembly with Swivel Tab</b>		
400-2920	8-4.25 FLUTED(2-7/8API-R F/20K SW,TB)	\$2,021.81 C
400-2923	10-4.25 FLUTED(2-7/8API-R F/20K SW,TB)	\$2,571.81 C
400-2926	12-4.25 FLUTED(2-7/8API-R F/30K SW,TB)	\$3,370.33 C
400-2929	14-4.25 FLUTED(2-7/8API-R F/30K SW,TB)	\$4,273.33 C
400-2932	16-4.25 FLUTED(2-7/8API-R F/40K SW,TB)	\$5,048.33 C
400-2935	18-4.25 FLUTED(2-7/8API-R F/40K SW,TB)	\$5,573.33 C
<b>Reamer Assembly with Swivel Clevis</b>		
400-2921	8-4.25 FLUTED(2-7/8API-R F/20K SW,CL)	\$2,160.85 C
400-2924	10-4.25 FLUTED(2-7/8API-R F/20K SW,CL)	\$2,710.85 C
400-2927	12-4.25 FLUTED(2-7/8API-R F/30K SW,CL)	\$3,438.79 C
400-2930	14-4.25 FLUTED(2-7/8API-R F/40K SW,CL)	\$4,426.28 C
400-2933	16-4.25 FLUTED(2-7/8API-R F/40K SW,CL)	\$5,201.28 C
400-2936	18-4.25 FLUTED(2-7/8API-R F/40K SW,CL)	\$5,726.28 C
<b>KODIAK™ HD</b>		
<b>4.25" Shaft</b>		
<b>Reamer Only</b>		
<b>NOTE: Must select appropriate swivel kit option below.</b>		
400-2500	10-4.25 KODIAK (2-7/8 API-R, F/30K FLG) (uses 30K swivel)	\$2,151.70 C
400-2501	12-4.25 KODIAK (2-7/8 API-R, F/30K FLG) (uses 30K swivel)	\$2,430.05 C
400-2502	14-4.25 KODIAK (2-7/8 API-R, F/40K FLG) (uses 40K swivel)	\$3,192.00 C
400-2503	16-4.25 KODIAK (2-7/8 API-R, F/40K FLG) (uses 40K swivel)	\$3,750.95 C
400-2504	18-4.25 KODIAK (2-7/8 API-R, F/40K FLG) (uses 40K swivel)	\$4,814.25 C
400-2505	20-4.25 KODIAK (2-7/8 API-R, F/40K FLG) (uses 40K swivel)	\$5,428.00 C
400-2506	24-4.25 KODIAK (2-7/8 API-R, F/40K FLG) (uses 40K swivel)	\$6,725.15 C
400-2507	28-4.25 KODIAK (2-7/8 API-R, F/40K FLG) (uses 40K swivel)	\$8,725.33 C
<b>Reamer Assembly with Tab</b>		
400-2829	10-4.25 KODIAK(2-7/8 API-R F/30K TAB)	\$2,549.36 C
400-2832	12-4.25 KODIAK(2-7/8 API-R F/30K TAB)	\$2,827.71 C
400-2835	14-4.25 KODIAK(2-7/8API-R F/40K TAB)	\$3,636.49 C
400-2838	16-4.25 KODIAK(2-7/8API-R F/40K TAB)	\$4,195.44 C
400-2841	18-4.25 KODIAK (2-7/8API-R, F/40K TAB)	\$5,258.74 C
400-2844	20-4.25 KODIAK(2-7/8API-R F/40K TAB)	\$5,872.49 C
400-2847	24-4.25 KODIAK(2-7/8"API-R F/40K TAB)	\$7,169.64 C
400-2850	28-4.25 KODIAK(2-7/8API-R F/40K TAB)	\$9,169.82 C
<b>Reamer Assembly with Swivel Tab</b>		
400-2827	10-4.25 KODIAK(2-7/8 API-R F/30K SW,TB)	\$2,997.03 C
400-2830	12-4.25 KODIAK(2-7/8 API-R F/30K SW,TB)	\$3,275.38 C
400-2833	14-4.25 KODIAK(2-7/8 API-R F/40K SW,TB)	\$4,465.33 C
400-2836	16-4.25 KODIAK(2-7/8API-R F/40K SW,TB)	\$5,024.28 C
400-2839	18-4.25 KODIAK(2-7/8API-R F/40K SW,TB)	\$6,087.58 C
400-2842	20-4.25 KODIAK(2-7/8API-R F/40K SW,TB)	\$6,701.33 C
400-2845	24-4.25 KODIAK(2-7/8API-R F/40K SW,TB)	\$7,998.48 C
400-2848	28-4.25 KODIAK(2-7/8API-R F/40K SW,TB)	\$9,998.66 C



CONFIDENTIAL

AT60 (less regulated)

**SUGGESTED PRICE LIST  
(F.O.B. PERRY, OKLAHOMA)**

Effective August 1, 2017

PART NO.	DESCRIPTION	MSRP (USD)
<b>KODIAK™ HD (Continued)</b>		
<b>4.25" Shaft</b>		
<b>Reamer Assembly with Swivel Clevis</b>		
400-2828	10-4.25 KODIAK(2-7/8 API-R F/30K SW,CL)	\$3,065.49 C
400-2831	12-4.25 KODIAK(2-7/8 API-R F/30K SW,CL)	\$3,343.84 C
400-2834	14-4.25 KODIAK(2-7/8 API-R F/40K SW,CL)	\$4,618.28 C
400-2837	16-4.25 KODIAK(2-7/8 API-R F/40K SW,CL)	\$5,177.23 C
400-2840	18-4.25 KODIAK(2-7/8 API-R F/40K SW,CL)	\$6,240.53 C
400-2843	20-4.25 KODIAK(2-7/8 API-R F/40K SW,CL)	\$6,854.28 C
400-2846	24-4.25 KODIAK(2-7/8 API-R F/40K SW,CL)	\$8,151.43 C
400-2849	28-4.25 KODIAK(2-7/8 API-R F/40K SW,CL)	\$10,151.61 C
<b>ROCKMONSTER BACKREAMERS</b>		
<b>3.75" Shaft</b>		
400-2993	10X4 ROCKMONSTER (2-7/8 API-R/40K TAB)	\$10,000.00 B
400-3036	12X4 ROCKMONSTER (2-7/8 API-R,F/40K TAB)	\$11,600.00 B
<b>4.75" Shaft</b>		
400-3037	14X4 ROCKMONSTER (3-1/2" API-IF, F/F)	\$11,700.00 B
400-3038	14X5 ROCKMONSTER (3-1/2" API-IF, F/F)	\$12,600.00 B
400-3039	16X5 ROCKMONSTER (3-1/2" API-IF, F/F)	\$15,250.00 B
400-2735	18X5 ROCKMONSTER (3-1/2" API-IF, F/F)	\$18,000.00 B
400-2736	20X6 ROCKMONSTER (3-1/2" API-IF, F/F)	\$21,000.00 B
400-2737	22X6 ROCKMONSTER (3-1/2" API-IF, F/F)	\$22,000.00 B
400-1647	24X6 ROCKMONSTER (3-1/2" API-IF, F/F)	\$24,000.00 B
<b>ROCKMASTER BACKREAMERS</b>		
<b>4.0" Shaft</b>		
190-1391	8-4.0 ROCKMASTER TCI 2.59-4F	\$11,486.98 B
190-1392	8-4.0 ROCKMASTER MT 2.59-4F	\$10,519.32 B
190-1393	10-4.0 ROCKMASTER TCI 2.59-4F	\$12,128.48 B
190-1394	10-4.0 ROCKMASTER MT 2.59-4F	\$10,624.61 B
190-1395	12-4.0 ROCKMASTER TCI 2.59-4F MOCKUP	\$12,941.75 B
190-1396	12-4.0 ROCKMASTER MT 2.59-4F	\$11,685.96 B
<b>5.75" Shaft</b>		
190-1397	10-5.75 ROCKMASTER TCI 3.5APIM	\$10,954.23 B
190-1398	10-5.75 ROCKMASTER MT 3.5APIM	\$9,697.80 B
190-1399	12-5.75 ROCKMASTER TCI 3.5APIM	\$11,600.07 B
190-1400	12-5.75 ROCKMASTER MT 3.5APIM	\$10,412.76 B
190-1401	14-5.75 ROCKMASTER TCI 3.5APIM	\$12,411.16 B
190-1402	14-5.75 ROCKMASTER MT 3.5APIM	\$10,830.46 B

Supersedes All Previous Price Lists---Prices Subject to Change Without Notice

The Charles Machine Works, Inc.; PO Box 66; Perry, OK 73077

(AT60 (less regulated) - 400)



CONFIDENTIAL

AT60 (less regulated)

**SUGGESTED PRICE LIST  
(F.O.B. PERRY, OKLAHOMA)**

Effective August 1, 2017

PART NO.	DESCRIPTION	MSRP (USD)
<b>ROCKMASTER BACKREAMERS (Continued)</b>		
<b>8.0" Shaft</b>		
190-1405	16-8 ROCKMASTR TCI 500 3.27-4F	\$31,298.54 B
190-1406	16-8 ROCKMASTR TCI 700 3.27-4F	\$32,237.50 B
190-1407	18-8 ROCKMASTR TCI 500 3.27-4F	\$34,297.87 B
190-1408	18-8 ROCKMASTR TCI 700 3.27-4F	\$34,297.87 B
190-1409	20-8 ROCKMASTR TCI 500 3.27-4F	\$36,939.93 B
190-1410	20-8 ROCKMASTR TCI 700 3.27-4F	\$36,939.93 B
190-1411	22-8 ROCKMASTR TCI 500 3.27-4F	\$37,869.65 B
190-1412	22-8 ROCKMASTR TCI 700 3.27-4F	\$39,005.74 B
<b>STABILIZERS</b>		
400-3011	6" STABILIZER (2 7/8 API-R,F/M)	\$1,968.65 C
400-3012	8" STABILIZER (2 7/8 API-R,F/M)	\$2,024.08 C
400-2998	10" STABILIZER (2 7/8 API-R,F/M)	\$2,132.18 C
400-3013	12" STABILIZER (2 7/8 API-R,F/M)	\$2,158.61 C
400-3014	14" STABILIZER (2 7/8 API-R,F/M)	\$2,316.29 C
400-3015	16" STABILIZER (2 7/8 API-R,F/M)	\$2,365.63 C
400-3016	18" STABILIZER (2 7/8 API-R,F/M)	\$2,518.24 C
<b>SWAB BACKREAMERS</b>		
<b>3.25" Shaft</b>		
400-2716	6.5" SWAB ASSEMBLY, 3.25-4	\$982.55 C
<b>BACKREAMER SWIVELS and TABS</b>		
<b>NOTE: Select appropriate option for HD Reamers</b>		
<b>Swivels</b>		
190-2362	20K SWIVEL KIT (20K TAB)	\$457.05 C
190-2361	20K SWIVEL KIT (20K CLEVIS)	\$596.09 C
190-2364	30K SWIVEL KIT (30K TAB)	\$680.57 C
190-2363	30K SWIVEL KIT (30K CLEVIS)	\$749.03 C
190-2366	40K SWIVEL KIT (40K TAB)	\$1,108.57 C
190-2365	40K SWIVEL KIT (40K CLEVIS)	\$1,261.52 C
400-748	40K SWIVEL ASSEMBLY	\$1,682.88 C
369-971	40K SWIVEL ASSEMBLY	\$1,648.88 C
300-1157	30K SWIVEL CLEVIS/TAB	\$1,537.33 C
401-294	40K SWIVEL DOUBLE CLEVIS	\$1,563.88 C
400-221	40K SOCKET SWIVEL	\$1,688.11 C
400-759	40K BCN SWVL 40K SOC F/40K TAB	\$3,335.38 C
369-972	70K SWIVEL	\$3,976.48 C
400-2563	SWIVEL (2 7/8 M API-R/30K TAB)	\$1,645.00 C
400-2562	SWIVEL (2 7/8 M API-R/30K CLEVIS)	\$1,925.00 C
400-2565	SWIVEL (2 7/8 M API-R/40K TAB)	\$1,925.00 C
400-2564	SWIVEL (2 7/8 M API-R/40K CLEVIS)	\$2,250.00 C

**SUGGESTED PRICE LIST  
(F.O.B. PERRY, OKLAHOMA)**

Effective August 1, 2017

PART NO.	DESCRIPTION	MSRP (USD)
<b>BACKREAMER SWIVELS and TABS (Continued)</b>		
<b>NOTE: Select appropriate option for HD Reamers</b>		
<b>Pull Tabs</b>		
400-704	PULL TAB 40K SOC M/40K M TAB	\$284.75 C
400-818	PULL TAB 3.25-4 M /40K M TAB	\$443.67 C
401-246	PULL TAB 3.25-4 M/30K M TAB	\$425.39 C
369-854	PULL TAB 70K CLEVIS/40K TAB	\$402.84 C
400-2518	PULL TAB (2 7/8 M API - R/40K TAB)	\$318.00 C
400-2555	PULL TAB (2 7/8 M API - R/30K TAB)	\$285.00 C
190-2614	20K TAB KIT	\$171.39 C
190-2615	30K TAB KIT	\$232.90 C
190-2616	40K TAB KIT	\$279.73 C
<b>CONNECTORS and ADAPTERS</b>		
400-2557	CONNECTOR (2 7/8 M API-R / 40K SOC)	\$319.50 C
400-2571	CONNECTOR (2 7/8 M API-R/2 7/8 M API-R)	\$322.50 C
401-255	CONNECTOR 3.27-4F/2.88API IF M	\$647.92 C
401-256	CONNECTOR 3.27-4F/3.5API REG M	\$650.27 C
369-472	CONNECTOR 3.5API F/3.27-4API F	\$426.44 C
400-820	PULL CLEVIS 3.25-4 F/F CLEVIS	\$468.92 C
<b>PULLING ACCESSORIES</b>		
110-040	3/4" ANCHOR SHACKLE (7/8" PIN)	\$28.56 C
110-987	7/8" ANCHOR SHACKLE (1" PIN)	\$37.15 C
110-847	CLEVIS (1")	\$81.95 C
111-018	CLEVIS (1-1/4")	\$65.50 C
111-019	CLEVIS (1-1/2")	\$197.76 C
<b>Pulling Grip</b>		
185-917	PULLING GRIP (3/4"-1 1/4")	\$56.28 C
185-918	PULLING GRIP (1 1/4"-2")	\$58.04 C
185-919	PULLING GRIP (2"-2 3/4")	\$62.58 C
185-920	PULLING GRIP (2 3/4"-3 1/2")	\$67.66 C
185-921	PULLING GRIP (3 1/2"-4 1/4")	\$74.49 C
<b>Heavy Duty Pulling Grip</b>		
185-922	PULLING GRIP (3/4"-1 1/4")PLASTIC COATED	\$76.81 C
185-923	PULLING GRIP (1 1/4"-2")PLASTIC COATED	\$85.87 C
185-924	PULLING GRIP (2"-2 3/4")PLASTIC COATED	\$108.61 C
185-925	PULLING GRIP (2 3/4"-3 1/2")PLASTIC COAT	\$131.34 C
185-926	PULLING GRIP (3 1/2"-4 1/4")PLASTIC COAT	\$157.82 C
<b>Pulling Grip with Swivel</b>		
185-904	PULLING GRIP (1-1/4" TO 2") W / SWVL	\$86.97 C
185-906	PULLING GRIP (2" TO 2-3/4") W / SWVL	\$119.20 C
185-907	PULLING GRIP (2-3/4"TO 3-1/2") W / SWVL	\$135.75 C
185-913	PULLING GRIP (3-1/2"TO 4-1/4") W / SWVL	\$149.00 C
185-914	PULLING GRIP (4-1/4"TO 4-3/4") W / SWVL	\$166.66 C





CONFIDENTIAL

AT60 (less regulated)

**SUGGESTED PRICE LIST  
(F.O.B. PERRY, OKLAHOMA)**

**Effective August 1, 2017**

PART NO.	DESCRIPTION	MSRP (USD)
----------	-------------	------------

**SPECIAL PAINT**

Special color charge is per each unit - specify color code. (If first time color order, please provide 2"x3" color chip.)

From the time of confirmation, any special paint order is non-cancelable and non-returnable.

Please allow 30 days from time of order to delivery.

Orders with less than 30 days from order to delivery are subject to applicable surcharge(s).

Prices do not include the application of special or branded paints; i.e.) DuPont, Sherwin-Williams, PPG, metallic or base coat / clear coat.

Charges do not include price of paint.

Call for Pricing A





CONFIDENTIAL

AT60 (highly regulated)

Changes since the July 1, 2017 price list:

Effective August 1, 2017

- Added:

- 400-2741 6.5-RMO-700 (IADC 727)
  - 400-2735 18X5 ROCKMONSTER (3-1/2" API-IF, F/F)
  - 400-2736 20X6 ROCKMONSTER (3-1/2" API-IF, F/F)
  - 400-2737 22X6 ROCKMONSTER (3-1/2" API-IF, F/F)
  - 400-1647 24X6 ROCKMONSTER (3-1/2" API-IF, F/F)



CONFIDENTIAL

AT60 (highly regulated)

**SUGGESTED PRICE LIST  
(F.O.B. PERRY, OKLAHOMA)**

Effective August 1, 2017

PART NO.	DESCRIPTION	MSRP (USD)
----------	-------------	------------

**STANDARD UNIT**

The **Ditch Witch® JT60 All Terrain Jet Trac®** drilling system is a self-contained, surface launched, fluid assisted, mechanical drilling system. The basic unit includes the following:

- Cummins QSB6.7 water cooled diesel engine (200 hp gross) EPA Tier 4, EU Stage IV compliant
- Electrical Strike System (module and barriers)
- 2 post cylinder assist stake system (without auger flighting)
- Hydraulic drill pipe loader with automated controller
- Rack and Pinion drill frame and carriage
- Rubber tracks
- 150 gpm fluid pump
- Dual batteries
- Antifreeze kit
- Cab w/ AC and Heater
- Ship Kit - Includes the following:
  - Drill pipe wiper seal
  - Copper thread compound with brush
  - Tip cleaner set
  - Spray wand

If you select a standard machine configuration, you must also order the “shipped with” items listed below.

**JT60 ALL TERRAIN STANDARD #1**

**AT60A-1** Base Unit: Hi Reg, Lined or Unlined Pipe - Includes:

022-1142 AT60 T4 FINAL  
350-4253 JT60 TIER 4f ENGINE SKID ASSEMBLY  
350-1521 JT60 ENGINE COVERS  
350-1523 TRADITIONAL CONTROLS  
270-6742 AT/JT60 T4F PROD DECAL KIT

**Total \$513,060.00 T**

**BASIC UNIT**

<b>022-1142</b>	AT60 T4 FINAL	\$364,140.00	T
Shipped with:	350-4253 JT60 TIER 4f ENGINE SKID ASSEMBLY	\$132,800.00	T
	350-1521 JT60 ENGINE COVERS	\$7,500.00	T
	190-2282 AT60 SHIP KIT	\$1,478.46	C
	350-1523 TRADITIONAL CONTROLS	\$5,300.00	T
	153-371 Y-STRAINER PARTS ASS'Y	\$563.68	C
	190-2235 AT PIPE BOX (TALL)	\$5,623.24	C
	<b>NOTE: Shipped with AT Pipe</b>		
	190-2234 JT PIPE BOX (TALL)	\$5,261.80	C
	<b>NOTE: Shipped with JT Pipe</b>		

AT PIPE \$517,405.38  
JT PIPE \$517,043.94

Supersedes All Previous Price Lists---Prices Subject to Change Without Notice

The Charles Machine Works, Inc.; PO Box 66; Perry, OK 73077

(AT60 (highly regulated) - 405)



CONFIDENTIAL

AT60 (highly regulated)

**SUGGESTED PRICE LIST  
(F.O.B. PERRY, OKLAHOMA)**

Effective August 1, 2017

PART NO.	DESCRIPTION	MSRP (USD)
----------	-------------	------------

**Hydra Tong Assembly (Select one)**

400-2638	HYDRA-TONG (4.25" - 5" OD)	(select 110V 60Hz)	\$8,300.00	D
400-2703	HYDRA-TONG (3-5/8" - 5" OD) CE	(select 220V 50Hz)	\$8,650.00	D

**DECAL KITS – AT60 (Select one)**

270-6742	AT/JT60 T4F PROD DECAL KIT		\$64.79	C
----------	----------------------------	--	---------	---

**TRANSLATION DECAL KITS – AT60 (Select if translation needed)**

270-6743	AT/JT60 T4F PROD DECAL KIT FR		\$65.05	C
270-6744	AT/JT60 T4F PROD DECAL KIT GR		\$65.05	C
270-6745	AT/JT60 T4F PROD DECAL KIT IT		\$65.05	C
270-6746	AT/JT60 T4F PROD DECAL KIT SP		\$65.05	C
270-6753	AT/JT60 T4F ISO DECAL KIT		\$117.96	C
270-2308	JT/AT4020 JT/AT60 ISO PIPEBOX DECAL KIT		\$8.12	C

**NOTE: ISO decals will be shipped with all translation decals and any basic unit shipped outside the United States.****ANCHOR SYSTEM (Select Standard or Rock)****Standard –**

300-3665	ANCHOR SHAFT	2 required	\$1,067.05	C
300-3673	ANCHOR END, AUGER, 10"	2 required	\$585.65	C
329-506	CENTERING CAP	2 required	\$296.04	C
			\$3,897.48	C

**Rock –**

300-3676	ANCHOR SHAFT	2 required	\$1,081.21	C
300-4040	ROCK BIT ASSEMBLY with replaceable bits	2 required	\$686.87	C
300-3693	CENTERING CAP	2 required	\$316.64	C
			\$4,169.44	C

**ACCESSORIES**

157-196	SPLIT ROD WIPER 3.25" ID		\$226.00	C
100-794	GROUNDING KIT	(Required if not using anchor system)	\$942.05	C
100-074	STRIKE MAT KIT	(Required when hand loading pipe)	\$605.52	C
190-1861	HEATED HOSE KIT	(Dealer installed only)	\$730.46	C
315-981	AT PIPE BOX (SHORT)	(pipe quantity = 9)	\$4,368.45	C
190-2226	JT PIPE BOX (SHORT)	(pipe quantity = 16)	\$4,117.71	C
190-1899	JT CONVERSION KIT		\$2,089.29	C

**TRACKING ELECTRONICS****See Ditch Witch® Electronics Price List**



CONFIDENTIAL

AT60 (highly regulated)

**SUGGESTED PRICE LIST  
(F.O.B. PERRY, OKLAHOMA)**

Effective August 1, 2017

PART NO.	DESCRIPTION	MSRP (USD)
<b>DOWNHOLE TOOLS</b>		
For nozzle placement, size and angle, reference the Downhole Tools Parts Book.		
<b>DRILL PIPE</b>		
355-1169	POWER PIPE AT 3.63 X 4.13 3.25-4 14.3'	each \$1,395.00 D
355-1100	POWER PIPE HD FM 3.06 X 3.50 2.46-4 15'	each \$710.00 P
	Shipped with: 400-2150 SAVERLOK JT60/2.46	\$866.00 C
355-1079	POWER PIPE HD UL 3.06 X 3.50 2.46-4 15'	each \$645.00 P
	Shipped with: 400-2150 SAVERLOK JT60/2.46	\$866.00 C
355-1132	HIWS1 PIPE 2.88 X 3.25 #900 15'	each \$657.00 P
	Shipped with: 400-2253 SAVERLOK JT60/(#900)	\$879.00 C
<b>QUICK CONNECT SYSTEMS</b>		
<b>EZ CONNECT</b>		
400-2393	2.46-4M/2.85-6M EZ CONNECT	\$1,435.86 C
400-2392	2.85-6F EZ/2-7/8 API REG M	\$391.84 C
400-2522	#900M/2.85-6M EZ CONNECT	\$1,435.86 C
<b>TRANSITION SUB</b>		
401-143	T-SUB 3.25-4M/3.27-4M DIRTONLY	\$1,407.56 C
400-1679	T-SUB ASS'Y (3.25-4M AT/2.88-5M REG)	\$1,366.48 C
400-2269	TRANSITION SUB (2.46-4M / 2-7/8M REG)	\$875.35 C
400-2272	TRANSITION SUB (900M / 2-7/8 M REG)	\$875.35 C
<b>ROCK DRILLING TOOLS</b>		
400-919	5.0" ROCKMASTER TOOL, 86B	\$6,492.00 C
	Shipped with: 100-079 5" ROCKMASTER TOOL KIT	\$361.43 C
		\$6,853.43
400-1467	5.0" ROCKMASTER TOOL 86B 2 DEG	\$8,030.30 C
	Shipped with: 400-749 4.50" QUICK WRENCH JAW	\$365.05 C
		\$8,395.35
<b>BEACON HOUSING</b>		
906-5354	4.25" TRIHAWK HD HSG HF / 86B / 2.88 REG	\$4,712.79 C
908-5280	4.25" PWRHOUSE HD/6H-20MM/DW/2-7/8" REG	\$2,200.00 C
908-4390	4.25 UNIVERSAL HSG (2-7/8 API-R, F / F)	\$3,749.46 C
908-5290	4.75 UNIVERSAL HOUSING	\$3,991.05 C

Supersedes All Previous Price Lists---Prices Subject to Change Without Notice

The Charles Machine Works, Inc.; PO Box 66; Perry, OK 73077

(AT60 (highly regulated) - 407)



CONFIDENTIAL

AT60 (highly regulated)

**SUGGESTED PRICE LIST  
(F.O.B. PERRY, OKLAHOMA)**

Effective August 1, 2017

PART NO.	DESCRIPTION	MSRP (USD)
<b>TRIHAWK</b>		
906-5026	Trihk I Bit Assy 50-100K Lbs w/Teeth	\$4,547.36 C
906-2627	Trihawk I Pullback Assembly 16-40k	\$119.00 C
906-5119	TriHawk III / 6.6/ 4.0 HSG/ 50-100K Drll	\$3,005.58 C
906-2523	Trihk III Pull Back Tooth Kit 24-40K Lbs	\$74.80 C
906-5130	TriHawk IV / 6.6/ 4.0 HSG/ 50-100K Drlls	\$2,821.17 C
906-5171	TriHawk V / 5.7/ 4.0 HSG/ 50-100K Drills	\$2,230.43 C
906-2625	Trihawk V Pullback Ass'y 24-40k Drills	\$125.00 C
906-5296	4.25" TriHawk Drt Bit Adapter/ V6 1/4-10	\$781.02 C
<b>AIR HAMMER</b>		
190-1692	AIR HAMMER, 6"	\$22,500.00 C
400-1451	6-1/2" Q6 W/ SPHERICAL INSERTS	\$872.41 C
400-1452	6-1/2" Q6 CONVEX W/ SPHERICAL INS	\$872.41 C
400-1454	6-1/2" Q6 CONVEX W/SEMI BALLISTIC INS	\$872.41 C
400-1455	6-1/2" Q6 CONVEX W/BALLISTIC INSERTS	\$872.41 C
<b>BEACON HOUSING NOZZLES</b>		
159-291	NOZZLE ANG. ORF .104", 7/16-20	\$9.28 C
159-292	NOZZLE D.J. ORF .104, 7/16-20	\$9.28 C
159-293	NOZZLE STR. ORF .104, 7/16-20	\$9.28 C
159-294	SET SCREW (7/16-NF X 1/2", SS)	\$7.99 C
159-295	NOZZLE ANG. ORF .074", 7/16-20	\$9.28 C
159-296	NOZZLE D.J. ORF .074", 7/16-20	\$12.22 C
159-297	NOZZLE STR. ORF .074", 7/16-20	\$9.28 C
159-422	NOZZLE ANG. ORF .156", 7/16-20	\$9.40 C
159-423	NOZZLE STR. ORF.188", 7/16-20	\$8.97 C
149-200	NOZZLE .070 1/4 NPT TC	\$15.10 C
149-201	NOZZLE .100 1/4 NPT TC	\$8.77 C
149-202	NOZZLE .150 1/4 NPT TC	\$15.95 C
149-203	NOZZLE .200 1/4 NPT TC	\$17.79 C
149-204	NOZZLE .250 1/4 NPT TC	\$16.17 C

Supersedes All Previous Price Lists---Prices Subject to Change Without Notice

The Charles Machine Works, Inc.; PO Box 66; Perry, OK 73077

(AT60 (highly regulated) - 408)

**SUGGESTED PRICE LIST  
(F.O.B. PERRY, OKLAHOMA)**

Effective August 1, 2017

PART NO.	DESCRIPTION	MSRP (USD)
----------	-------------	------------

**DRILL BITS**

	5.2	6/20	100	10	
Bit Width	Hole Qty.	Bolt Size	Thickness	Bend Angle	
5.2" (132 mm)	6	20	1.0" (25mm)	00	
6.4" (162 mm)				10	
7.8" (198 mm)					

**6 HOLE BITS****Baracuda Bit**

369-500	5.2-6/20-1-10 BARRACUDA BIT	\$220.67	C
369-504	6.4-6/20-1-10 BARRACUDA BIT	\$232.45	C
369-508	7.8-6/20-1-10 BARRACUDA BIT	\$248.52	C

**Durabit**

368-980	5.2-6/20-1-00 DURABIT	\$497.04	C
368-982	6.4-6/20-1-00 DURABIT	\$502.39	C
368-984	7.8-6/20-1-00 DURABIT	\$492.96	C

**Hard Surface Bit**

400-1653	5-6/20-1-10 HARD SURFACE BIT	\$125.00	C
----------	------------------------------	----------	---

**Sewer Bit**

400-022	5.5-6/20-1-00 SEWER BIT	\$248.56	C
400-021	5.5-6/20-1-00 BC SEWER BIT	\$160.00	C

**Steep Taper Bit**

369-486	5.2-6/20-1-00 STEEP BIT	\$220.67	C
369-490	6.4-6/20-1-00 STEEP BIT	\$220.67	C

**Tornado Bit**

400-1939	5-6/20-1-10 TORNADO BIT	\$353.55	C
400-1941	6.5-6/20-1-10 TORNADO BIT	\$363.18	C
400-1901	8-6/20-1-10 TORNADO BIT	\$425.00	C

**Tuff Bit**

369-739	5-6/20-1-10 TUFF BIT	\$280.00	C
369-741	6.5-6/20-1-10 TUFF BIT	\$398.00	C
369-743	8-6/20-1-10 TUFF BIT	\$340.00	C
400-1366	6-6/20-1-00 GRADE TUFF BIT	\$380.08	C
400-431	6-6/20-1-10 ST TUFF BIT	\$690.00	C

**DRILL HEADS - ROCK**

401-361	6.50 HDS-3	\$6,900.00	D
401-346	6.50" TRI-CONE BIT HDX-30	\$7,875.00	D
400-1812	6.50 TRI-CONE BIT (XR50)	\$9,895.00	D
400-2521	6.50-DWM-200 (211)	\$1,350.00	D
400-2318	6.5-DWS-500 (537)	\$4,253.00	D
400-2320	6.5-RMS-500 (537)	\$4,531.00	D
400-2516	6.5-RMS-600 (637)	\$4,531.00	D
400-2741	6.5-RMO-700 (IADC 727)	\$4,955.20	D
400-2973	6-1/2" PIRANHA BIT (3-1/2" API-REG)	\$1,220.00	C
400-683	7.0 SOFT FORMATION BIT	\$3,199.67	C



CONFIDENTIAL

AT60 (highly regulated)

**SUGGESTED PRICE LIST  
(F.O.B. PERRY, OKLAHOMA)**

Effective August 1, 2017

PART NO.	DESCRIPTION	MSRP (USD)
<b>QUICK WRENCH JAWS</b>		
401-148	6.25" SOFT FORMATION WRENCH JAW	\$559.00 C
401-133	6.25" TRI-CONE WRENCH JAW (2.0" THK)	\$1,024.85 C
400-705	6.5" TRI-CONE WRENCH JAW (2.0" THK)	\$471.00 C
<b>BACKREAMERS BEAVERTAIL HD</b>		
<b>NOTE: Select appropriate thread-in option below.</b>		
<b>4.25" Shaft</b>		
400-2508	8-4.25 BVT RMR (2-7/8 API-R, F/F)	\$1,795.10 C
400-2509	10-4.25 BVT RMR (2-7/8 API-R, F/F)	\$1,918.50 C
400-2510	12-4.25 BVT RMR (2-7/8 API-R, F/F)	\$2,150.00 C
400-2511	14-4.25 BVT RMR (2-7/8 API-R, F/F)	\$2,375.00 C
400-2512	16-4.25 BVT RMR (2-7/8 API-R, F/F)	\$2,525.00 C
400-2513	18-4.25 BVT RMR (2-7/8 API-R, F/F)	\$2,706.21 C
400-2514	20-4.25 BVT RMR (2-7/8 API-R, F/F)	\$2,916.25 C
400-2515	24-4.25 BVT RMR (2-7/8 API-R, F/F)	\$3,799.00 C
<b>WARTHOG™ HD 2-7/8</b>		
<b>NOTE: Select appropriate thread-in option below.</b>		
<b>4.25" Shaft</b>		
400-2423	8" - 4.25" WARTHOG HD (2 7/8" API-R F-F)	\$1,325.50 C
400-2424	10" - 4.25" WARTHOG HD (2 7/8" API-R F-F)	\$1,620.00 C
400-2425	12" - 4.25" WARTHOG HD (2 7/8" API-R F-F)	\$1,870.00 C
400-2427	14" - 4.25" WARTHOG HD (2 7/8" API-R F-F)	\$2,150.00 C
400-2426	16" - 4.25" WARTHOG HD (2 7/8" API-R F-F)	\$2,299.00 C
400-2428	18" - 4.25" WARTHOG HD (2 7/8" API-R F-F)	\$2,875.00 C
400-2429	20" - 4.25" WARTHOG HD (2 7/8" API-R F-F)	\$3,250.50 C
400-2430	24" - 4.25" WARTHOG HD (2 7/8" API-R F-F)	\$3,575.00 C
400-2431	28" - 4.25" WARTHOG HD (2 7/8" API-R F-F)	\$4,565.00 C
400-2432	30" - 4.25" WARTHOG HD (2 7/8" API-R F-F)	\$4,975.00 C
<b>COMPACT FLUTED HD 2-7/8</b>		
<b>4.25" Shaft</b>		
<b>Reamer Only</b>		
400-2485	8-4.25 FLUTED HD (2 7/8 API-R,F/20K FLG)	\$1,400.00 C
400-2486	10-4.25 FLUTED HD (2 7/8 API-R,F/20K FLG)	\$1,950.00 C
400-2487	12-4.25 FLUTED HD (2 7/8 API-R,F/30K FLG)	\$2,525.00 C
400-2488	14-4.25 FLUTED HD (2 7/8 API-R,F/40K FLG)	\$3,000.00 C
400-2489	16-4.25 FLUTED HD (2 7/8 API-R,F/40K FLG)	\$3,775.00 C
400-2490	18-4.25 FLUTED HD (2 7/8 API-R,F/40K FLG)	\$4,300.00 C
<b>Reamer Assembly with Tab</b>		
400-2922	8-4.25 FLUTED(2-7/8API-R F/20K TAB)	\$1,736.15 C
400-2925	10-4.25 FLUTED(2-7/8API-R F/20K TAB)	\$2,286.15 C
400-2928	12-4.25 FLUTED(2-7/8API-R F/30K TAB)	\$2,922.66 C
400-2931	14-4.25 FLUTED(2-7/8API-R F/40K TAB)	\$3,444.49 C
400-2934	16-4.25 FLUTED(2-7/8API-R F/40K TAB)	\$4,219.49 C
400-2937	18-4.25 FLUTED(2-7/8API-R F/40K TAB)	\$4,744.49 C

Supersedes All Previous Price Lists---Prices Subject to Change Without Notice

The Charles Machine Works, Inc.; PO Box 66; Perry, OK 73077

(AT60 (highly regulated) - 410)

**SUGGESTED PRICE LIST  
(F.O.B. PERRY, OKLAHOMA)**

Effective August 1, 2017

PART NO.	DESCRIPTION	MSRP (USD)
<b>COMPACT FLUTED HD 2-7/8 (Continued)</b>		
<b>4.25" Shaft</b>		
<b>Reamer Assembly with Swivel Tab</b>		
400-2920	8-4.25 FLUTED(2-7/8API-R F/20K SW,TB)	\$2,021.81 C
400-2923	10-4.25 FLUTED(2-7/8API-R F/20K SW,TB)	\$2,571.81 C
400-2926	12-4.25 FLUTED(2-7/8API-R F/30K SW,TB)	\$3,370.33 C
400-2929	14-4.25 FLUTED(2-7/8API-R F/30K SW,TB)	\$4,273.33 C
400-2932	16-4.25 FLUTED(2-7/8API-R F/40K SW,TB)	\$5,048.33 C
400-2935	18-4.25 FLUTED(2-7/8API-R F/40K SW,TB)	\$5,573.33 C
<b>Reamer Assembly with Swivel Clevis</b>		
400-2921	8-4.25 FLUTED(2-7/8API-R F/20K SW,CL)	\$2,160.85 C
400-2924	10-4.25 FLUTED(2-7/8API-R F/20K SW,CL)	\$2,710.85 C
400-2927	12-4.25 FLUTED(2-7/8API-R F/30K SW,CL)	\$3,438.79 C
400-2930	14-4.25 FLUTED(2-7/8API-R F/40K SW,CL)	\$4,426.28 C
400-2933	16-4.25 FLUTED(2-7/8API-R F/40K SW,CL)	\$5,201.28 C
400-2936	18-4.25 FLUTED(2-7/8API-R F/40K SW,CL)	\$5,726.28 C
<b>KODIAK™ HD</b>		
<b>4.25" Shaft</b>		
<b>Reamer Only</b>		
<b>NOTE: Must select appropriate swivel kit option below.</b>		
400-2500	10-4.25 KODIAK (2-7/8 API-R, F/30K FLG) (uses 30K swivel)	\$2,151.70 C
400-2501	12-4.25 KODIAK (2-7/8 API-R, F/30K FLG) (uses 30K swivel)	\$2,430.05 C
400-2502	14-4.25 KODIAK (2-7/8 API-R, F/40K FLG) (uses 40K swivel)	\$3,192.00 C
400-2503	16-4.25 KODIAK (2-7/8 API-R, F/40K FLG) (uses 40K swivel)	\$3,750.95 C
400-2504	18-4.25 KODIAK (2-7/8 API-R, F/40K FLG) (uses 40K swivel)	\$4,814.25 C
400-2505	20-4.25 KODIAK (2-7/8 API-R, F/40K FLG) (uses 40K swivel)	\$5,428.00 C
400-2506	24-4.25 KODIAK (2-7/8 API-R, F/40K FLG) (uses 40K swivel)	\$6,725.15 C
400-2507	28-4.25 KODIAK (2-7/8 API-R, F/40K FLG) (uses 40K swivel)	\$8,725.33 C
<b>Reamer Assembly with Tab</b>		
400-2829	10-4.25 KODIAK(2-7/8 API-R F/30K TAB)	\$2,549.36 C
400-2832	12-4.25 KODIAK(2-7/8 API-R F/30K TAB)	\$2,827.71 C
400-2835	14-4.25 KODIAK(2-7/8API-R F/40K TAB)	\$3,636.49 C
400-2838	16-4.25 KODIAK(2-7/8API-R F/40K TAB)	\$4,195.44 C
400-2841	18-4.25 KODIAK (2-7/8API-R, F/40K TAB)	\$5,258.74 C
400-2844	20-4.25 KODIAK(2-7/8API-R F/40K TAB)	\$5,872.49 C
400-2847	24-4.25 KODIAK(2-7/8"API-R F/40K TAB)	\$7,169.64 C
400-2850	28-4.25 KODIAK(2-7/8API-R F/40K TAB)	\$9,169.82 C
<b>Reamer Assembly with Swivel Tab</b>		
400-2827	10-4.25 KODIAK(2-7/8 API-R F/30K SW,TB)	\$2,997.03 C
400-2830	12-4.25 KODIAK(2-7/8 API-R F/30K SW,TB)	\$3,275.38 C
400-2833	14-4.25 KODIAK(2-7/8 API-R F/40K SW,TB)	\$4,465.33 C
400-2836	16-4.25 KODIAK(2-7/8API-R F/40K SW,TB)	\$5,024.28 C
400-2839	18-4.25 KODIAK(2-7/8API-R F/40K SW,TB)	\$6,087.58 C
400-2842	20-4.25 KODIAK(2-7/8API-R F/40K SW,TB)	\$6,701.33 C
400-2845	24-4.25 KODIAK(2-7/8API-R F/40K SW,TB)	\$7,998.48 C
400-2848	28-4.25 KODIAK(2-7/8API-R F/40K SW,TB)	\$9,998.66 C





CONFIDENTIAL

AT60 (highly regulated)

**SUGGESTED PRICE LIST  
(F.O.B. PERRY, OKLAHOMA)**

Effective August 1, 2017

PART NO.	DESCRIPTION	MSRP (USD)
<b>KODIAK™ HD (Continued)</b>		
<b>4.25" Shaft</b>		
<b>Reamer Assembly with Swivel Clevis</b>		
400-2828	10-4.25 KODIAK(2-7/8 API-R F/30K SW,CL)	\$3,065.49 C
400-2831	12-4.25 KODIAK(2-7/8 API-R F/30K SW,CL)	\$3,343.84 C
400-2834	14-4.25 KODIAK(2-7/8 API-R F/40K SW,CL)	\$4,618.28 C
400-2837	16-4.25 KODIAK(2-7/8 API-R F/40K SW,CL)	\$5,177.23 C
400-2840	18-4.25 KODIAK(2-7/8 API-R F/40K SW,CL)	\$6,240.53 C
400-2843	20-4.25 KODIAK(2-7/8 API-R F/40K SW,CL)	\$6,854.28 C
400-2846	24-4.25 KODIAK(2-7/8 API-R F/40K SW,CL)	\$8,151.43 C
400-2849	28-4.25 KODIAK(2-7/8 API-R F/40K SW,CL)	\$10,151.61 C
<b>ROCKMONSTER BACKREAMERS</b>		
<b>3.75" Shaft</b>		
400-2993	10X4 ROCKMONSTER (2-7/8 API-R/40K TAB)	\$10,000.00 B
400-3036	12X4 ROCKMONSTER (2-7/8 API-R,F/40K TAB)	\$11,600.00 B
<b>4.75" Shaft</b>		
400-3037	14X4 ROCKMONSTER (3-1/2" API-IF, F/F)	\$11,700.00 B
400-3038	14X5 ROCKMONSTER (3-1/2" API-IF, F/F)	\$12,600.00 B
400-3039	16X5 ROCKMONSTER (3-1/2" API-IF, F/F)	\$15,250.00 B
400-2735	18X5 ROCKMONSTER (3-1/2" API-IF, F/F)	\$18,000.00 B
400-2736	20X6 ROCKMONSTER (3-1/2" API-IF, F/F)	\$21,000.00 B
400-2737	22X6 ROCKMONSTER (3-1/2" API-IF, F/F)	\$22,000.00 B
400-1647	24X6 ROCKMONSTER (3-1/2" API-IF, F/F)	\$24,000.00 B
<b>ROCKMASTER BACKREAMERS</b>		
<b>4.0" Shaft</b>		
190-1391	8-4.0 ROCKMASTER TCI 2.59-4F	\$11,486.98 B
190-1392	8-4.0 ROCKMASTER MT 2.59-4F	\$10,519.32 B
190-1393	10-4.0 ROCKMASTER TCI 2.59-4F	\$12,128.48 B
190-1394	10-4.0 ROCKMASTER MT 2.59-4F	\$10,624.61 B
190-1395	12-4.0 ROCKMASTER TCI 2.59-4F MOCKUP	\$12,941.75 B
190-1396	12-4.0 ROCKMASTER MT 2.59-4F	\$11,685.96 B
<b>5.75" Shaft</b>		
190-1397	10-5.75 ROCKMASTER TCI 3.5APIM	\$10,954.23 B
190-1398	10-5.75 ROCKMASTER MT 3.5APIM	\$9,697.80 B
190-1399	12-5.75 ROCKMASTER TCI 3.5APIM	\$11,600.07 B
190-1400	12-5.75 ROCKMASTER MT 3.5APIM	\$10,412.76 B
190-1401	14-5.75 ROCKMASTER TCI 3.5APIM	\$12,411.16 B
190-1402	14-5.75 ROCKMASTER MT 3.5APIM	\$10,830.46 B

Supersedes All Previous Price Lists---Prices Subject to Change Without Notice

The Charles Machine Works, Inc.; PO Box 66; Perry, OK 73077

(AT60 (highly regulated) - 412)



CONFIDENTIAL

AT60 (highly regulated)

**SUGGESTED PRICE LIST  
(F.O.B. PERRY, OKLAHOMA)**

Effective August 1, 2017

PART NO.	DESCRIPTION	MSRP (USD)
<b>ROCKMASTER BACKREAMERS (Continued)</b>		
<b>8.0" Shaft</b>		
190-1405	16-8 ROCKMASTR TCI 500 3.27-4F	\$31,298.54 B
190-1406	16-8 ROCKMASTR TCI 700 3.27-4F	\$32,237.50 B
190-1407	18-8 ROCKMASTR TCI 500 3.27-4F	\$34,297.87 B
190-1408	18-8 ROCKMASTR TCI 700 3.27-4F	\$34,297.87 B
190-1409	20-8 ROCKMASTR TCI 500 3.27-4F	\$36,939.93 B
190-1410	20-8 ROCKMASTR TCI 700 3.27-4F	\$36,939.93 B
190-1411	22-8 ROCKMASTR TCI 500 3.27-4F	\$37,869.65 B
190-1412	22-8 ROCKMASTR TCI 700 3.27-4F	\$39,005.74 B
<b>STABILIZERS</b>		
400-3011	6" STABILIZER (2 7/8 API-R,F/M)	\$1,968.65 C
400-3012	8" STABILIZER (2 7/8 API-R,F/M)	\$2,024.08 C
400-2998	10" STABILIZER (2 7/8 API-R,F/M)	\$2,132.18 C
400-3013	12" STABILIZER (2 7/8 API-R,F/M)	\$2,158.61 C
400-3014	14" STABILIZER (2 7/8 API-R,F/M)	\$2,316.29 C
400-3015	16" STABILIZER (2 7/8 API-R,F/M)	\$2,365.63 C
400-3016	18" STABILIZER (2 7/8 API-R,F/M)	\$2,518.24 C
<b>SWAB BACKREAMERS</b>		
<b>3.25" Shaft</b>		
400-2716	6.5" SWAB ASSEMBLY, 3.25-4	\$982.55 C
<b>BACKREAMER SWIVELS and TABS</b>		
<b>NOTE: Select appropriate option for HD Reamers</b>		
<b>Swivels</b>		
190-2362	20K SWIVEL KIT (20K TAB)	\$457.05 C
190-2361	20K SWIVEL KIT (20K CLEVIS)	\$596.09 C
190-2364	30K SWIVEL KIT (30K TAB)	\$680.57 C
190-2363	30K SWIVEL KIT (30K CLEVIS)	\$749.03 C
190-2366	40K SWIVEL KIT (40K TAB)	\$1,108.57 C
190-2365	40K SWIVEL KIT (40K CLEVIS)	\$1,261.52 C
400-748	40K SWIVEL ASSEMBLY	\$1,682.88 C
369-971	40K SWIVEL ASSEMBLY	\$1,648.88 C
300-1157	30K SWIVEL CLEVIS/TAB	\$1,537.33 C
401-294	40K SWIVEL DOUBLE CLEVIS	\$1,563.88 C
400-221	40K SOCKET SWIVEL	\$1,688.11 C
400-759	40K BCN SWVL 40K SOC F/40K TAB	\$3,335.38 C
369-972	70K SWIVEL	\$3,976.48 C
400-2563	SWIVEL (2 7/8 M API-R/30K TAB)	\$1,645.00 C
400-2562	SWIVEL (2 7/8 M API-R/30K CLEVIS)	\$1,925.00 C
400-2565	SWIVEL (2 7/8 M API-R/40K TAB)	\$1,925.00 C
400-2564	SWIVEL (2 7/8 M API-R/40K CLEVIS)	\$2,250.00 C

Supersedes All Previous Price Lists---Prices Subject to Change Without Notice

The Charles Machine Works, Inc.; PO Box 66; Perry, OK 73077

(AT60 (highly regulated) - 413)



CONFIDENTIAL

AT60 (highly regulated)

**SUGGESTED PRICE LIST  
(F.O.B. PERRY, OKLAHOMA)**

Effective August 1, 2017

PART NO.	DESCRIPTION	MSRP (USD)
<b>BACKREAMER SWIVELS and TABS (Continued)</b>		
<b>NOTE: Select appropriate option for HD Reamers</b>		
<b>Pull Tabs</b>		
400-704	PULL TAB 40K SOC M/40K M TAB	\$284.75 C
400-818	PULL TAB 3.25-4 M /40K M TAB	\$443.67 C
401-246	PULL TAB 3.25-4 M/30K M TAB	\$425.39 C
369-854	PULL TAB 70K CLEVIS/40K TAB	\$402.84 C
400-2518	PULL TAB (2 7/8 M API - R/40K TAB)	\$318.00 C
400-2555	PULL TAB (2 7/8 M API - R/30K TAB)	\$285.00 C
190-2614	20K TAB KIT	\$171.39 C
190-2615	30K TAB KIT	\$232.90 C
190-2616	40K TAB KIT	\$279.73 C
<b>CONNECTORS and ADAPTERS</b>		
400-2557	CONNECTOR (2 7/8 M API-R / 40K SOC)	\$319.50 C
400-2571	CONNECTOR (2 7/8 M API-R/2 7/8 M API-R)	\$322.50 C
401-255	CONNECTOR 3.27-4F/2.88API IF M	\$647.92 C
401-256	CONNECTOR 3.27-4F/3.5API REG M	\$650.27 C
369-472	CONNECTOR 3.5API F/3.27-4API F	\$426.44 C
400-820	PULL CLEVIS 3.25-4 F/F CLEVIS	\$468.92 C
<b>PULLING ACCESSORIES</b>		
110-040	3/4" ANCHOR SHACKLE (7/8" PIN)	\$28.56 C
110-987	7/8" ANCHOR SHACKLE (1" PIN)	\$37.15 C
110-847	CLEVIS (1")	\$81.95 C
111-018	CLEVIS (1-1/4")	\$65.50 C
111-019	CLEVIS (1-1/2")	\$197.76 C
<b>Pulling Grip</b>		
185-917	PULLING GRIP (3/4"-1 1/4")	\$56.28 C
185-918	PULLING GRIP (1 1/4"-2")	\$58.04 C
185-919	PULLING GRIP (2"-2 3/4")	\$62.58 C
185-920	PULLING GRIP (2 3/4"-3 1/2")	\$67.66 C
185-921	PULLING GRIP (3 1/2"-4 1/4")	\$74.49 C
<b>Heavy Duty Pulling Grip</b>		
185-922	PULLING GRIP (3/4"-1 1/4")PLASTIC COATED	\$76.81 C
185-923	PULLING GRIP (1 1/4"-2")PLASTIC COATED	\$85.87 C
185-924	PULLING GRIP (2"-2 3/4")PLASTIC COATED	\$108.61 C
185-925	PULLING GRIP (2 3/4"-3 1/2")PLASTIC COAT	\$131.34 C
185-926	PULLING GRIP (3 1/2"-4 1/4")PLASTIC COAT	\$157.82 C
<b>Pulling Grip with Swivel</b>		
185-904	PULLING GRIP (1-1/4" TO 2") W / SWVL	\$86.97 C
185-906	PULLING GRIP (2" TO 2-3/4") W / SWVL	\$119.20 C
185-907	PULLING GRIP (2-3/4"TO 3-1/2") W / SWVL	\$135.75 C
185-913	PULLING GRIP (3-1/2"TO 4-1/4") W / SWVL	\$149.00 C
185-914	PULLING GRIP (4-1/4"TO 4-3/4") W / SWVL	\$166.66 C

Supersedes All Previous Price Lists---Prices Subject to Change Without Notice

The Charles Machine Works, Inc.; PO Box 66; Perry, OK 73077

(AT60 (highly regulated) - 414)



CONFIDENTIAL

AT60 (highly regulated)

**SUGGESTED PRICE LIST  
(F.O.B. PERRY, OKLAHOMA)**

**Effective August 1, 2017**

PART NO.	DESCRIPTION	MSRP (USD)
----------	-------------	------------

**SPECIAL PAINT**

Special color charge is per each unit - specify color code. (If first time color order, please provide 2"x3" color chip.)

From the time of confirmation, any special paint order is non-cancelable and non-returnable.

Please allow 30 days from time of order to delivery.

Orders with less than 30 days from order to delivery are subject to applicable surcharge(s).

Prices do not include the application of special or branded paints; i.e.) DuPont, Sherwin-Williams, PPG, metallic or base coat / clear coat.

Charges do not include price of paint.

Call for Pricing A



CONFIDENTIAL

JT100M1 T3

Changes since the July 1, 2017 price list:

Effective August 1, 2017



CONFIDENTIAL

JT100M1 T3

**SUGGESTED PRICE LIST  
(F.O.B. PERRY, OKLAHOMA)**

Effective August 1, 2017

PART NO.	DESCRIPTION	MSRP (USD)
----------	-------------	------------

**STANDARD UNIT**

The **Ditch Witch® JT100M1 Jet Trac®** drilling system is a self-contained, surface launched, fluid assisted, mechanical drilling system. The basic unit includes the following:

- Deutz model TCD2013L06-2V water cooled, turbocharged diesel engine (268 gross hp)  
EPA Tier 3, EU Stage IIIA compliant
- Rack and Pinion drill frame and carriage
- Electrical strike system (module and barriers)
- Fluid pump
- Rubber tracks
- Pipe loader
- Spindle brake
- Open vise breakout system
- Ship Kit - Includes the following:
  - Drill pipe wiper seal
  - Copper thread compound with brush
  - Tip cleaner set
  - Voltage stake
  - Downhole tool wrench set

The JT100 was designed to be a customer selected unit. Options include the following:

- Operator's station
- Anchor system
- Crane/Hoist
- Fluid mixing systems

If you select a standard machine configuration, you must also order the "shipped with" items listed below.

From time of confirmation any unit ordered less hoist, enclosed cab, or any combination thereof, will be non-cancelable and non-returnable.

**BASIC UNIT**

<b>022-1147</b>	JT100 LRC		\$472,689.66	T
	Ships with:	190-2644 SHIPPING KIT	\$2,997.30	C
		350-2180 ASSY, TIER 3 CAB W/ HT/AIR R&P JT100	\$29,583.20	T
		350-1277 ASSY, TIER 3 ENGINE SUB W/HEAT & AIR	\$617.44	T
			\$505,887.60	

**Hydra Tong Assembly (Select one)**

400-2638	HYDRA-TONG (4.25" - 5" OD)	(select 110V 60Hz)	\$8,300.00	D
400-2703	HYDRA-TONG (3-5/8" - 5" OD) CE	(select 220V 50Hz)	\$8,650.00	D

**STABILIZER PADS (Select one)**

350-1913	STABILIZER PADS		\$2,282.00	T
----------	-----------------	--	------------	---

**PIPE LOADER (Select one)**

350-2405	PIPE LOADER W/GREASE		\$45,061.73	T
----------	----------------------	--	-------------	---



CONFIDENTIAL

JT100M1 T3

**SUGGESTED PRICE LIST  
(F.O.B. PERRY, OKLAHOMA)**

Effective August 1, 2017

PART NO.	DESCRIPTION	MSRP (USD)	
<b>FRONT WRENCH (Select one)</b>			
350-2054	FRONT WRENCH SUB ASSY W/GREASE	\$19,821.86	T
<b>OPERATOR'S STATION (Select one)</b>			
350-2180	ASSY, TIER 3 CAB W/ HT/AIR R&P JT100	\$29,583.20	T
	Shipped with: 350-1277 ASSY, TIER 3 ENGINE SUB W/HEAT & AIR	\$617.44	T
		\$30,200.64	T
<b>DECAL KITS – JT100M1 (Select one)</b>			
270-1483	AT/JT100 PRODUCTION DECAL KIT EN	\$87.50	C
<b>TRANSLATION DECALS – (Select if translation needed)</b>			
270-2216	AT/JT100 PROD. DECAL KIT DU	\$179.54	C
270-2212	AT/JT100 PROD. DECAL KIT FR	\$179.54	C
270-2213	AT/JT100 PROD. DECAL KIT GR	\$179.54	C
270-2214	AT/JT100 PROD. DECAL KIT IT	\$179.54	C
270-2215	AT/JT100 PROD. DECAL KIT SP	\$179.54	C
270-2211	AT/JT100 INTL. ISO DECAL KIT	\$83.90	C
		\$263.44	C
<b>NOTE: ISO decals will be shipped with all translation decals and any basic unit shipped outside the United States.</b>			
<b>LOADER/DRIVER (Select one)</b>			
324-754	LOADER/DRIVER	\$44,838.94	T
	Shipped with: 270-5950 JT100 PIPE BOX LOADER PROD COMMON KIT	\$92.50	C
		\$44,931.44	
605-746	TIER 3 W/O DRIVER/LOADER	\$499.68	T
<b>PIPE BOX LOADER DECAL KITS (Select one)</b>			
270-5951	JT100 PIPE BOX LOADER PROD KIT	\$83.95	C
<b>TRANSLATION DECALS – (Select if translation needed)</b>			
270-5958	JT100 PIPE BOX LOADER PROD KIT FR	\$117.86	C
270-5959	JT100 PIPE BOX LOADER PROD KIT GR	\$117.86	C
270-5960	JT100 PIPE BOX LOADER PROD KIT IT	\$117.86	C
270-5961	JT100 PIPE BOX LOADER PROD KIT SP	\$117.86	C
270-5952	JT100 PIPE BOX LOADER ISO KIT	\$65.10	C
		\$266.91	C
<b>NOTE: ISO decals will be shipped with all translation decals and any basic unit shipped outside the United States.</b>			
<b>ANCHOR SYSTEM (Select one)</b>			
350-4794	JT100 ANCHOR SYSTEM LAYOUT	\$17,850.00	T
<b>ANCHOR AUGERS (Select one)</b>			
190-2707	DIRT ANCHOR KIT	2 required \$1,210.25	\$2,420.50 C
190-2706	JT100 HD ROCK ANCHOR KIT	2 required \$1,287.50	\$2,575.00 C

Supersedes All Previous Price Lists---Prices Subject to Change Without Notice

The Charles Machine Works, Inc.; PO Box 66; Perry, OK 73077

(JT100M1 T3 - 418)



CONFIDENTIAL

JT100M1 T3

**SUGGESTED PRICE LIST  
(F.O.B. PERRY, OKLAHOMA)**

Effective August 1, 2017

PART NO.	DESCRIPTION	MSRP (USD)
<b>ORANGE INTEL™ OPTIONS (Select one)</b>		
350-5371	GPS ONLY FOR GPS-READY <b>Note: Equipment Registration Activates GPS and Telematics Boxes</b>	\$530.00 D
<b>ORANGE INTEL™ SERVICE PLAN OPTIONS (Optional)</b>		
240-1118	1 Year Data Service Plan GPS ONLY <b>Note: Sold in One Year Increments</b>	\$299.40 A
<b>ACCESSORIES</b>		
100-794	GROUNDING KIT (Required if not using anchor system)	\$942.05 C
303-941	PIPE BOX ASSY JT100 (pipe quantity = 12)	\$3,904.32 C
190-2116	JT/AT100 T3 UPTIME KIT	\$1,820.00 B
<b>ENVIRONMENTAL HYDRAULIC OIL</b>		
256-030	ENVIROMENTAL HYD OIL (MOBILE) 80 required	\$49.53 \$3,962.40 A
274-672	ENVIRO HYDRAULIC RESERVOIR	\$7.43 C
712-672	ENVIRO HYDRAULIC RESERVOIR DU	\$15.50 C
702-672	ENVIRO HYDRAULIC RESERVOIR FR	\$15.50 C
704-672	ENVIRO HYDRAULIC RESERVOIR GR	\$15.50 C
710-672	ENVIRO HYDRAULIC RESERVOIR IT	\$15.50 C
706-672	ENVIRO HYDRAULIC RESERVOIR SP	\$15.50 C
708-672	ENVIRO HYDRAULIC RESERVOIR SW	\$15.50 C
<b>TRACKING ELECTRONICS</b>		
<b>See Ditch Witch® Electronics Price List</b>		
<b>DOWNHOLE TOOLS</b>		
<b>For nozzle placement, size and angle, reference the Downhole Tools Parts Book.</b>		
<b>DRILL PIPE</b>		
355-1200	POWER PIPE HD UL 3.63 X 4.00 3.27-4 4.5M Shipped with: 400-2166 SAVERLOK JT100/3.27	each \$795.00 D \$884.00 C
355-1133	HIWS1 PIPE 3.50 X 3.63 #800 15' Shipped with: 400-2256 SAVERLOK JT100/(#800)	each \$745.00 D \$898.00 C
<b>QUICK CONNECT SYSTEMS</b>		
<b>EZ CONNECT</b>		
400-1674	TRANSITION SUB EZ CONNECT 2	\$1,735.00 C
400-2260	EZ-CONNECT ASS'Y (800M / 3.5M EZ)	\$1,755.00 C
<b>TRANSITION SUBS</b>		
369-222	TRANSITION SUB PIN TO PIN	\$1,544.67 C
400-1479	TRANSITION SUB (3.27-4M/3.5-4IF M)	\$1,543.97 C
400-2258	TRANSITION SUB (800M / 3.27-4M)	\$1,499.00 C
400-2257	TRANSITION SUB (800M / 3-1/2M I.F.)	\$1,499.00 C



**SUGGESTED PRICE LIST  
(F.O.B. PERRY, OKLAHOMA)**

Effective August 1, 2017

PART NO.	DESCRIPTION	MSRP (USD)
----------	-------------	------------

**BEACON HOUSINGS**

400-1423	4.75 86BHL SL HF3.5IF-4F/6-20MM	\$5,518.30 C
400-1426	4.75 86BHL SL HF 3.5IF -4F/3.5IF -4F	\$2,628.87 C
906-5354	4.25" TRIHAWK HD HSG HF / 86B / 2.88 REG	\$4,712.79 C
906-5356	4.75" TriHawk Assy / BHL	\$5,520.81 C
906-5357	4.75 TRIHAWK HD/6H-20MM/DW/3-1/2 API, IF	\$6,301.83 C
908-5290	4.75 UNIVERSAL HOUSING	\$3,991.05 C

**DRILL BITS**

	5.2	6/20	100	10
Bit Width	Hole Qty.	Bolt Size	Thickness	Bend Angle
5.2" (132 mm)	6	20	1.0" (25mm)	00
6.4" (162 mm)				10
7.8" (198 mm)				

**6 HOLE BITS**

**Baracuda Bit**

369-500	5.2-6/20-1-10 BARRACUDA BIT	\$220.67 C
369-504	6.4-6/20-1-10 BARRACUDA BIT	\$232.45 C
369-508	7.8-6/20-1-10 BARRACUDA BIT	\$248.52 C

**Durabit**

368-980	5.2-6/20-1-00 DURABIT	\$497.04 C
368-982	6.4-6/20-1-00 DURABIT	\$502.39 C
368-984	7.8-6/20-1-00 DURABIT	\$492.96 C

**Hard Surface Bit**

400-1653	5-6/20-1-10 HARD SURFACE BIT	\$125.00 C
----------	------------------------------	------------

**Sewer Bit**

400-022	5.5-6/20-1-00 SEWER BIT	\$248.56 C
400-021	5.5-6/20-1-00 BC SEWER BIT	\$160.00 C

**Steep Taper Bit**

369-486	5.2-6/20-1-00 STEEP BIT	\$220.67 C
369-490	6.4-6/20-1-00 STEEP BIT	\$220.67 C

**Tornado Bit**

400-1939	5-6/20-1-10 TORNADO BIT	\$353.55 C
400-1941	6.5-6/20-1-10 TORNADO BIT	\$363.18 C
400-1901	8-6/20-1-10 TORNADO BIT	\$425.00 C

**Tuff Bit**

369-739	5-6/20-1-10 TUFF BIT	\$280.00 C
369-741	6.5-6/20-1-10 TUFF BIT	\$398.00 C
369-743	8-6/20-1-10 TUFF BIT	\$340.00 C
400-431	6-6/20-1-10 ST TUFF BIT	\$690.00 C

**TRIHAWK BITS**

906-5026	Trihk I Bit Assy 50-100K Lbs w/Teeth	\$4,547.36 C
906-5119	TriHawk III / 6.6/ 4.0 HSG/ 50-100K Drll	\$3,005.58 C
906-5130	TriHawk IV / 6.6/ 4.0 HSG/ 50-100K Drlls	\$2,821.17 C
906-5171	TriHawk V / 5.7/ 4.0 HSG/ 50-100K Drills	\$2,230.43 C
906-5296	4.25" TriHawk Drt Bit Adapter/ V6 1/4-10	\$781.02 C



CONFIDENTIAL

JT100M1 T3

**SUGGESTED PRICE LIST  
(F.O.B. PERRY, OKLAHOMA)**

Effective August 1, 2017

PART NO.	DESCRIPTION	MSRP (USD)
<b>DRILLING BITS</b>		
369-429	6.5 GLACIER BIT	\$4,732.00 C
400-1812	6.50 TRI-CONE BIT (XR50)	\$9,895.00 D
<b>DRILL HEADS - ROCK</b>		
400-2318	6.5-DWS-500 (537)	\$4,253.00 D
400-2320	6.5-RMS-500 (537)	\$4,531.00 D
<b>BACKREAMERS BEAVERTAIL HD</b>		
<b>NOTE: Select appropriate thread-in option below.</b>		
<b>4.75" Shaft</b>		
400-2524	12-4.75 BVT RMR (3-1/2 API-IF, F/F)	\$2,505.00 C
400-2525	14-4.75 BVT RMR (3-1/2 API-IF, F/F)	\$2,718.00 C
400-2526	16-4.75 BVT RMR (3-1/2 API-IF, F/F)	\$2,999.00 C
400-2527	18-4.75 BVT RMR (3-1/2 API-IF, F/F)	\$3,295.00 C
400-2528	20-4.75 BVT RMR (3-1/2 API-IF, F/F)	\$3,650.00 C
400-2529	24-4.75 BVT RMR (3-1/2 API-IF, F/F)	\$3,965.00 C
400-2530	28-4.75 BVT RMR (3-1/2 API-IF, F/F)	\$4,286.97 C
400-2531	30-4.75 BVT RMR (3-1/2 API-IF, F/F)	\$4,825.00 C
400-2532	34-4.75 BVT RMR (3-1/2 API-IF, F/F)	\$5,825.00 C
400-2533	36-4.75 BVT RMR (3-1/2 API-IF, F/F)	\$6,195.00 C
400-2534	38-4.75 BVT RMR (3-1/2 API-IF, F/F)	\$7,195.00 C
400-2535	40-4.75 BVT RMR (3-1/2 API-IF, F/F)	\$8,195.00 C
400-2536	42-4.75 BVT RMR (3-1/2 API-IF, F/F)	\$9,195.00 C
<b>WARTHOG™ HD 2-7/8</b>		
<b>NOTE: Select appropriate thread-in option below.</b>		
<b>4.75" Shaft</b>		
400-2447	12" - 4.75" WARTHOG HD (3.5" API-IF F-F)	\$2,600.00 C
400-2448	14" - 4.75" WARTHOG HD (3.5" API-IF F-F)	\$2,950.00 C
400-2449	16" - 4.75" WARTHOG HD (3.5" API-IF F-F)	\$3,295.00 C
400-2450	18" - 4.75" WARTHOG HD (3.5" API-IF F-F)	\$3,595.00 C
400-2451	20" - 4.75" WARTHOG HD (3.5" API-IF F-F)	\$4,025.00 C
400-2452	24" - 4.75" WARTHOG HD (3.5" API-IF F-F)	\$4,495.00 C
400-2453	28" - 4.75" WARTHOG HD (3.5" API-IF F-F)	\$5,100.00 C
400-2454	30" - 4.75" WARTHOG HD (3.5" API-IF F-F)	\$5,600.00 C
400-2455	34" - 4.75" WARTHOG HD (3.5" API-IF F-F)	\$6,350.00 C
400-2456	36" - 4.75" WARTHOG HD (3.5" API-IF F-F)	\$7,450.00 C

**SUGGESTED PRICE LIST  
(F.O.B. PERRY, OKLAHOMA)**

Effective August 1, 2017

PART NO.	DESCRIPTION	MSRP (USD)
<b>FLUTED HD</b>		
<b>4.75" Shaft</b>		
<b>Reamer Only</b>		
<b>NOTE: Must select appropriate swivel kit option below.</b>		
400-2491	12-4.75 FLUTED HD(3 1/2 API-IF,F/30K FLG	\$2,591.08 C
400-2492	14-4.75 FLUTED HD(3 1/2 API-IF,F/100K FL	\$2,644.90 C
400-2493	16-4.75 FLUTED HD(3 1/2 API-IF,F/100K FL	\$3,097.51 C
400-2494	18-4.75 FLUTED HD(3 1/2 API-IF,F/100K FL	\$3,338.33 C
400-2495	20-4.75 FLUTED HD(3 1/2 API-IF,F/100K FL	\$4,400.88 C
400-2496	22-4.75 FLUTED HD(3 1/2 API-IF,F/100K FL	\$5,644.03 C
400-2497	24-4.75 FLUTED HD(3 1/2 API-IF,F/100K FL	\$6,260.11 C
400-2498	26-4.75 FLUTED HD(3 1/2 API-IF,F/100K FL	\$7,379.99 C
<b>Reamer Assembly with Tab</b>		
400-2940	12-4.75 FLUTED(3-1/2API-IF F/30K TAB)	\$2,988.74 C
400-2943	14-4.75 FLUTED(3-1/2API-IF F/100K TAB)	\$3,192.74 C
400-2946	16-4.75 FLUTED(3-1/2API-IF F/100K TAB)	\$3,673.03 C
400-2949	18-4.75 FLUTED(3-1/2API-IF F/100K TAB)	\$3,939.07 C
400-2952	20-4.75 FLUTED(3-1/2API-IF F/100K TAB)	\$5,001.62 C
400-2955	22-4.75 FLUTED(3-1/2API-IF F/100K TAB)	\$5,849.69 C
400-2958	24-4.75 FLUTED(3-1/2API-IF F/100K TAB)	\$6,860.85 C
400-2961	26-4.75 FLUTED(3-1/2API-IF F/100K TAB)	\$7,980.73 C
<b>Reamer Assembly with Swivel Tab</b>		
400-2938	12-4.75 FLUTED(3-1/2API-IF F/30K SW,TB)	\$3,436.41 C
400-2941	14-4.75 FLUTED(3-1/2API-IF F/100K SW,TB)	\$4,721.76 C
400-2944	16-4.75 FLUTED(3-1/2API-IF F/100K SW,TB)	\$5,270.73 C
400-2947	18-4.75 FLUTED(3-1/2API-IF F/100K SW,TB)	\$5,468.09 C
400-2950	20-4.75 FLUTED(3-1/2API-IF F/100K SW,TB)	\$6,530.64 C
400-2953	22-4.75 FLUTED(3-1/2API-IF F/100K SW,TB)	\$7,378.71 C
400-2956	24-4.75 FLUTED(3-1/2API-IF F/100K SW,TB)	\$8,389.87 C
400-2959	26-4.75 FLUTED(3-1/2API-IF F/100K SW,TB)	\$9,509.75 C
<b>Reamer Assembly with Swivel Clevis</b>		
400-2939	12-4.75 FLUTED(3-1/2API-IF F/30K SW,CL)	\$3,504.87 C
400-2942	14-4.75 FLUTED(3-1/2API-IF F/100K SW,CL)	\$4,894.76 C
400-2945	16-4.75 FLUTED(3-1/2API-IF F/100K SW,CL)	\$5,447.27 C
400-2948	18-4.75 FLUTED(3-1/2API-IF F/100K SW,CL)	\$5,641.09 C
400-2951	20-4.75 FLUTED(3-1/2API-IF F/100K SW,CL)	\$6,703.64 C
400-2954	22-4.75 FLUTED(3-1/2API-IF F/100K SW,CL)	\$7,551.71 C
400-2957	24-4.75 FLUTED(3-1/2API-IF F/100K SW,CL)	\$8,562.87 C
400-2960	26-4.75 FLUTED(3-1/2API-IF F/100K SW,CL)	\$9,682.75 C

**SUGGESTED PRICE LIST  
(F.O.B. PERRY, OKLAHOMA)****Effective August 1, 2017**

PART NO.	DESCRIPTION	MSRP (USD)
<b>KODIAK™ HD</b>		
<b>4.75" Shaft</b>		
<b>Reamer Only</b>		
<b>NOTE: Must select appropriate swivel kit option below.</b>		
400-2588	12-4.75 KODIAK (3-1/2 API-IF, F/30K FLG)	\$3,050.00 C
400-2589	14-4.75 KODIAK (3-1/2 API-IF, F/40K FLG)	\$3,650.00 C
400-2590	16-4.75 KODIAK (3-1/2 API-IF, F/100K FLG)	\$4,675.00 C
400-2591	18-4.75 KODIAK (3-1/2 API-IF, F/100K FLG)	\$5,740.00 C
400-2592	20-4.75 KODIAK (3-1/2 API-IF, F/100K FLG)	\$6,500.00 C
400-2593	24-4.75 KODIAK (3-1/2 API-IF, F/100K FLG)	\$8,000.00 C
400-2594	28-4.75 KODIAK (3-1/2 API-IF, F/100K FLG)	\$10,400.00 C
400-2595	30-4.75 KODIAK (3-1/2 API-IF, F/100K FLG)	\$12,000.00 C
400-2596	34-4.75 KODIAK (3-1/2 API-IF, F/100K FLG)	\$14,500.00 C
400-2597	36-4.75 KODIAK (3-1/2 API-IF, F/100K FLG)	\$16,500.00 C
<b>Reamer Assembly with Tab</b>		
400-2853	12-4.75 KODIAK(3-1/2API-IF F/30K TAB)	\$3,447.66 C
400-2856	14-4.75 KODIAK(3-1/2API-IF F/40K TAB)	\$4,094.49 C
400-2859	16-4.75 KODIAK(3-1/2API-IF F/100K TAB)	\$5,275.74 C
400-2862	18-4.75 KODIAK(3-1/2API-IF F/100K TAB)	\$6,340.74 C
400-2865	20-4.75 KODIAK(3-1/2API-IF F/100K TAB)	\$7,100.74 C
400-2868	24-4.75 KODIAK(3-1/2API-IF F/100K TAB)	\$8,600.74 C
400-2871	28-4.75 KODIAK(3-1/2API-IF F/100K TAB)	\$11,000.74 C
400-2874	30-4.75 KODIAK(3-1/2API-IF F/100K TAB)	\$12,600.74 C
400-2877	34-4.75 KODIAK(3-1/2API-IF F/100K TAB)	\$15,100.74 C
400-2880	36-4.75 KODIAK(3-1/2API-IF F/100K TAB)	\$17,100.74 C
<b>Reamer Assembly with Swivel Tab</b>		
400-2851	12-4.75 KODIAK(3-1/2API-IF F/30K SW,TB)	\$3,895.33 C
400-2854	14-4.75 KODIAK(3-1/2API-IF F/40K SW,TB)	\$4,923.33 C
400-2857	16-4.75 KODIAK(3-1/2API-IF F/100K SW,TB)	\$6,804.76 C
400-2860	18-4.75 KODIAK(3-1/2API-IF F/100K SW,TB)	\$7,869.76 C
400-2863	20-4.75 KODIAK(3-1/2API-IF F/100K SW,TB)	\$8,629.76 C
400-2866	24-4.75 KODIAK(3-1/2API-IF F/100K SW,TB)	\$10,129.76 C
400-2869	28-4.75 KODIAK(3-1/2API-IF F/100K SW,TB)	\$12,529.76 C
400-2872	30-4.75 KODIAK(3-1/2API-IF F/100K SW,TB)	\$14,129.76 C
400-2875	34-4.75 KODIAK(3-1/2API-IF F/100K SW,TB)	\$16,629.76 C
400-2878	36-4.75 KODIAK(3-1/2API-IF F/100K SW,TB)	\$18,629.76 C
<b>Reamer Assembly with Swivel Clevis</b>		
400-2852	12-4.75 KODIAK(3-1/2API-IF F/30K SW,CL)	\$3,963.79 C
400-2855	14-4.75 KODIAK(3-1/2API-IF F/40K SW,CL)	\$5,076.28 C
400-2858	16-4.75 KODIAK (3-1/2API-IF F/100K SW,CL)	\$6,977.76 C
400-2861	18-4.75 KODIAK(3-1/2API-IF F/100K SW,CL)	\$8,042.76 C
400-2864	20-4.75 KODIAK(3-1/2API-IF F/100K SW,CL)	\$8,802.76 C
400-2867	24-4.75 KODIAK(3-1/2API-IF F/100K SW,CL)	\$10,302.76 C
400-2870	28-4.75 KODIAK(3-1/2API-IF F/100K SW,CL)	\$12,702.76 C
400-2873	30-4.75 KODIAK(3-1/2API-IF F/100K SW,CL)	\$14,302.76 C
400-2876	34-4.75 KODIAK(3-1/2API-IF F/100K SW,CL)	\$16,802.76 C
400-2879	36-4.75 KODIAK(3-1/2API-IF F/100K SW,CL)	\$18,802.76 C



CONFIDENTIAL

JT100M1 T3

**SUGGESTED PRICE LIST  
(F.O.B. PERRY, OKLAHOMA)**

Effective August 1, 2017

PART NO.	DESCRIPTION	MSRP (USD)
<b>ROCKMASTER BACKREAMERS</b>		
<b>5.75" Shaft</b>		
190-1397	10-5.75 ROCKMASTER TCI 3.5APIM	\$10,954.23 B
190-1398	10-5.75 ROCKMASTER MT 3.5APIM	\$9,697.80 B
190-1399	12-5.75 ROCKMASTER TCI 3.5APIM	\$11,600.07 B
190-1400	12-5.75 ROCKMASTER MT 3.5APIM	\$10,412.76 B
190-1401	14-5.75 ROCKMASTER TCI 3.5APIM	\$12,411.16 B
190-1402	14-5.75 ROCKMASTER MT 3.5APIM	\$10,830.46 B
<b>8.0" Shaft</b>		
190-1405	16-8 ROCKMASTR TCI 500 3.27-4F	\$31,298.54 B
190-1406	16-8 ROCKMASTR TCI 700 3.27-4F	\$32,237.50 B
190-1407	18-8 ROCKMASTR TCI 500 3.27-4F	\$34,297.87 B
190-1408	18-8 ROCKMASTR TCI 700 3.27-4F	\$34,297.87 B
190-1409	20-8 ROCKMASTR TCI 500 3.27-4F	\$36,939.93 B
190-1410	20-8 ROCKMASTR TCI 700 3.27-4F	\$36,939.93 B
190-1411	22-8 ROCKMASTR TCI 500 3.27-4F	\$37,869.65 B
190-1412	22-8 ROCKMASTR TCI 700 3.27-4F	\$39,005.74 B
<b>STABILIZERS</b>		
400-3023	10" STABILIZER (3 1/2 API-IF,F/M)	\$2,259.43 C
400-3024	12" STABILIZER (3 1/2 API-IF,F/M)	\$2,341.34 C
400-3025	14" STABILIZER (3 1/2 API-IF,F/M)	\$2,484.57 C
400-3026	16" STABILIZER (3 1/2 API-IF,F/M)	\$2,521.49 C
400-3027	18" STABILIZER (3 1/2 API-IF,F/M)	\$2,709.25 C
<b>BACKREAMER SWIVELS and TABS</b>		
<b>Swivels</b>		
190-2364	30K SWIVEL KIT (30K TAB)	\$680.57 C
190-2363	30K SWIVEL KIT (30K CLEVIS)	\$749.03 C
190-2366	40K SWIVEL KIT (40K TAB)	\$1,108.57 C
190-2365	40K SWIVEL KIT (40K CLEVIS)	\$1,261.52 C
190-2368	100K SWIVEL KIT (100K TAB)	\$1,965.00 C
190-2367	100K SWIVEL KIT (100K CLEVIS)	\$2,138.00 C
369-971	40K SWIVEL ASSEMBLY	\$1,648.88 C
400-748	40K SWIVEL ASSEMBLY	\$1,682.88 C
300-1157	30K SWIVEL CLEVIS/TAB	\$1,537.33 C
400-221	40K SOCKET SWIVEL	\$1,688.11 C
400-759	40K BCN SWVL 40K SOC F/40K TAB	\$3,335.38 C
401-294	40K SWIVEL DOUBLE CLEVIS	\$1,563.88 C
369-972	70K SWIVEL	\$3,976.48 C
<b>Pull Tabs</b>		
369-122	PULL TAB 3.27-4 F/M PULL TAB	\$462.18 C
369-123	PULL TAB 3.27-4 M/M PULL TAB	\$455.05 C
369-854	PULL TAB 70K CLEVIS/40K TAB	\$402.84 C
190-2615	30K TAB KIT	\$232.90 C
190-2616	40K TAB KIT	\$279.73 C
190-2617	100K TAB KIT	\$435.98 C
400-2519	PULL TAB (3.5 M API-IF/100K)	\$398.50 C

Supersedes All Previous Price Lists---Prices Subject to Change Without Notice

The Charles Machine Works, Inc.; PO Box 66; Perry, OK 73077

(JT100M1 T3 - 424)



CONFIDENTIAL

JT100M1 T3

**SUGGESTED PRICE LIST  
(F.O.B. PERRY, OKLAHOMA)**

Effective August 1, 2017

PART NO.	DESCRIPTION	MSRP (USD)
<b>CONNECTORS and ADAPTERS</b>		
908-5188	ADAPTER 3.27-4F x2.88 API REGM	\$625.25 C
400-2230	ADAPTER (3.5F API-IF / 3.27-4M)	\$442.50 C
369-112	4.75 SLANT FACE ADAPTER	\$1,711.05 C
368-742	CONNECTOR 3.27-4 M/3.27-4 M	\$929.26 C
401-255	CONNECTOR 3.27-4F/2.88API IF M	\$647.92 C
401-256	CONNECTOR 3.27-4F/3.5API REG M	\$650.27 C
369-089	CONNECTOR 3.5 API-M/10K RSC-M	\$549.73 C
369-472	CONNECTOR 3.5API F/3.27-4API F	\$426.44 C
368-813	EZ-CONNECT BOX 3.50-4 X 3.27-4	\$563.45 C
400-1480	(EZ-CONNECT BOX 3.50-4F EZ/3.5-4M I.F.)	\$576.80 C
<b>QUICK WRENCH JAWS</b>		
400-705	6.5" TRI-CONE WRENCH JAW (2.0" THK)	\$471.00 C
<b>PULLING ACCESSORIES</b>		
110-987	7/8" ANCHOR SHACKLE (1" PIN)	\$37.15 C
110-847	CLEVIS (1")	\$81.95 C
111-018	CLEVIS (1-1/4")	\$65.50 C
111-019	CLEVIS (1-1/2")	\$197.76 C
906-2627	Trihawk I Pullback Assembly 16-40k	\$119.00 C
906-2523	Trihk III Pull Back Tooth Kit 24-40K Lbs	\$74.80 C
906-2625	Trihawk V Pullback Ass'y 24-40k Drills	\$125.00 C
<b>Pulling Grip</b>		
185-917	PULLING GRIP (3/4"-1 1/4")	\$56.28 C
185-918	PULLING GRIP (1 1/4"-2")	\$58.04 C
185-919	PULLING GRIP (2"-2 3/4")	\$62.58 C
185-920	PULLING GRIP (2 3/4"-3 1/2")	\$67.66 C
185-921	PULLING GRIP (3 1/2"-4 1/4")	\$74.49 C
<b>Heavy Duty Pulling Grip</b>		
185-922	PULLING GRIP (3/4"-1 1/4")PLASTIC COATED	\$76.81 C
185-923	PULLING GRIP (1 1/4"-2")PLASTIC COATED	\$85.87 C
185-924	PULLING GRIP (2"-2 3/4")PLASTIC COATED	\$108.61 C
185-925	PULLING GRIP (2 3/4"-3 1/2")PLASTIC COAT	\$131.34 C
185-926	PULLING GRIP (3 1/2"-4 1/4")PLASTIC COAT	\$157.82 C
<b>Pulling Grip with Swivel</b>		
185-904	PULLING GRIP (1-1/4" TO 2") W / SWVL	\$86.97 C
185-906	PULLING GRIP (2" TO 2-3/4") W / SWVL	\$119.20 C
185-907	PULLING GRIP (2-3/4"TO 3-1/2") W / SWVL	\$135.75 C
185-913	PULLING GRIP (3-1/2"TO 4-1/4") W / SWVL	\$149.00 C
185-914	PULLING GRIP (4-1/4"TO 4-3/4") W / SWVL	\$166.66 C



CONFIDENTIAL

JT100M1 T3

**SUGGESTED PRICE LIST  
(F.O.B. PERRY, OKLAHOMA)**

**Effective August 1, 2017**

PART NO.	DESCRIPTION	MSRP (USD)
----------	-------------	------------

**SPECIAL PAINT**

Special color charge is per each unit - specify color code. (If first time color order, please provide 2"x3" color chip.)

From the time of confirmation, any special paint order is non-cancelable and non-returnable.

Please allow 30 days from time of order to delivery.

Orders with less than 30 days from order to delivery are subject to applicable surcharge(s).

Prices do not include the application of special or branded paints; i.e.) DuPont, Sherwin-Williams, PPG, metallic or base coat / clear coat.

Charges do not include price of paint.

Call for Pricing A



CONFIDENTIAL

**JT100M1 T4i**

Changes since the July 1, 2017 price list:

Effective August 1, 2017





CONFIDENTIAL

JT100M1 T4i

**SUGGESTED PRICE LIST  
(F.O.B. PERRY, OKLAHOMA)**

Effective August 1, 2017

PART NO.	DESCRIPTION	MSRP (USD)
----------	-------------	------------

**STANDARD UNIT**

The **Ditch Witch® JT100M1 Jet Trac®** drilling system is a self-contained, surface launched, fluid assisted, mechanical drilling system. The basic unit includes the following:

- Deutz model TCD 7.8L6 water cooled, turbocharged diesel engine (268 gross hp)  
EPA Tier 4i, EU Stage IIIB compliant
- Rack and Pinion drill frame and carriage
- Electrical strike system (module and barriers)
- Fluid pump
- Rubber tracks
- Pipe loader
- Spindle brake
- Open vise breakout system
- Ship Kit - Includes the following:
  - Drill pipe wiper seal
  - Copper thread compound with brush
  - Tip cleaner set
  - Voltage stake
  - Downhole tool wrench set

The JT100 was designed to be a customer selected unit. Options include the following:

- Operator's station
- Anchor system
- Crane/Hoist
- Fluid mixing systems

If you select a standard machine configuration, you must also order the "shipped with" items listed below.

From time of confirmation any unit ordered less hoist, enclosed cab, or any combination thereof, will be non-cancelable and non-returnable.

**BASIC UNIT**

<b>022-1104</b>	JT100 TIER 4i		\$509,749.38	T
	Ships with:	190-2644 SHIPPING KIT	\$2,997.30	C
		350-2577 ASSY, TIER 4i CAB W/ HT/AIR R&P JT100	\$29,583.20	T
		350-2573 ASSY, TIER 4i ENGINE SUB W/HEAT & AIR	\$617.44	T
			\$542,947.32	

**Hydra Tong Assembly (Select one)**

400-2638	HYDRA-TONG (4.25" - 5" OD)	(select 110V 60Hz)	\$8,300.00	D
400-2703	HYDRA-TONG (3-5/8" - 5" OD) CE	(select 220V 50Hz)	\$8,650.00	D

**STABILIZER PADS (Select one)**

350-1913	STABILIZER PADS		\$2,282.00	T
----------	-----------------	--	------------	---

**PIPE LOADER (Select one)**

350-2405	PIPE LOADER W/GREASE		\$45,061.73	T
----------	----------------------	--	-------------	---



CONFIDENTIAL

JT100M1 T4i

**SUGGESTED PRICE LIST  
(F.O.B. PERRY, OKLAHOMA)****Effective August 1, 2017**

PART NO.	DESCRIPTION	MSRP (USD)		
FRONT WRENCH (Select one)				
350-2054	FRONT WRENCH SUB ASSY W/GREASE		\$19,821.86	T
OPERATOR’S STATION (Select one)				
350-2577	ASSY, TIER 4i CAB W/ HT/AIR R&P JT100		\$29,583.20	T
	Shipped with: 350-2573 ASSY, TIER 4i ENGINE SUB W/HEAT & AIR		\$617.44	T
			\$30,200.64	T
DECAL KITS – JT100M1 (Select one)				
270-5748	JT100 PROD DECAL KIT		\$135.00	C
TRANSLATION DECALS – (Select if translation needed)				
270-5750	JT100 PROD DECAL KIT FR		\$205.00	C
270-5751	JT100 PROD DECAL KIT GR		\$205.00	C
270-5752	JT100 PROD DECAL KIT IT		\$205.00	C
270-5753	JT100 PROD DECAL KIT SP		\$205.00	C
270-5749	JT100 ISO DECAL KIT		\$86.40	C
			\$291.40	C
NOTE: ISO decals will be shipped with all translation decals and any basic unit shipped outside the United States.				
LOADER/DRIVER (Select one)				
324-754	LOADER/DRIVER		\$44,838.94	T
	Shipped with: 270-5950 JT100 PIPE BOX LOADER PROD COMMON KIT		\$92.50	C
			\$44,931.44	
350-2578	TIER 4 & 4i W/O DRIVER /LOADER		\$499.68	T
PIPE BOX LOADER DECAL KITS (Select one)				
270-5951	JT100 PIPE BOX LOADER PROD KIT		\$83.95	C
TRANSLATION DECALS – (Select if translation needed)				
270-5958	JT100 PIPE BOX LOADER PROD KIT FR		\$117.86	C
270-5959	JT100 PIPE BOX LOADER PROD KIT GR		\$117.86	C
270-5960	JT100 PIPE BOX LOADER PROD KIT IT		\$117.86	C
270-5961	JT100 PIPE BOX LOADER PROD KIT SP		\$117.86	C
270-5952	JT100 PIPE BOX LOADER ISO KIT		\$65.10	C
			\$266.91	C
NOTE: ISO decals will be shipped with all translation decals and any basic unit shipped outside the United States.				
ANCHOR SYSTEM (Select one)				
350-4794	JT100 ANCHOR SYSTEM LAYOUT		\$17,850.00	T
ANCHOR AUGERS (Select one)				
190-2707	DIRT ANCHOR KIT	2 required	\$1,210.25	\$2,420.50 C
190-2706	JT100 HD ROCK ANCHOR KIT	2 required	\$1,287.50	\$2,575.00 C



CONFIDENTIAL

JT100M1 T4i

**SUGGESTED PRICE LIST  
(F.O.B. PERRY, OKLAHOMA)**

Effective August 1, 2017

PART NO.	DESCRIPTION	MSRP (USD)
<b>ORANGE INTEL™ OPTIONS (Select one)</b>		
350-5371	GPS ONLY FOR GPS-READY <b>Note: Equipment Registration Activates GPS and Telematics Boxes</b>	\$530.00 D
<b>ORANGE INTEL™ SERVICE PLAN OPTIONS (Optional)</b>		
240-1118	1 Year Data Service Plan GPS ONLY <b>Note: Sold in One Year Increments</b>	\$299.40 A
<b>ACCESSORIES</b>		
100-794	GROUNDING KIT (Required if not using anchor system)	\$942.05 C
303-941	PIPE BOX ASSY JT100 (pipe quantity = 12)	\$3,904.32 C
<b>ENVIRONMENTAL HYDRAULIC OIL</b>		
256-030	ENVIROMENTAL HYD OIL (MOBILE) 80 required	\$49.53 \$3,962.40 A
274-672	ENVIRO HYDRAULIC RESERVOIR	\$7.43 C
712-672	ENVIRO HYDRAULIC RESERVOIR DU	\$15.50 C
702-672	ENVIRO HYDRAULIC RESERVOIR FR	\$15.50 C
704-672	ENVIRO HYDRAULIC RESERVOIR GR	\$15.50 C
710-672	ENVIRO HYDRAULIC RESERVOIR IT	\$15.50 C
706-672	ENVIRO HYDRAULIC RESERVOIR SP	\$15.50 C
708-672	ENVIRO HYDRAULIC RESERVOIR SW	\$15.50 C
<b>TRACKING ELECTRONICS</b>		
<b>See Ditch Witch® Electronics Price List</b>		
<b>DOWNHOLE TOOLS</b>		
<b>For nozzle placement, size and angle, reference the Downhole Tools Parts Book.</b>		
<b>DRILL PIPE</b>		
355-1200	POWER PIPE HD UL 3.63 X 4.00 3.27-4 4.5M Shipped with: 400-2166 SAVERLOK JT100/3.27	each \$795.00 D \$884.00 C
355-1133	HIWS1 PIPE 3.50 X 3.63 #800 15' Shipped with: 400-2256 SAVERLOK JT100/(#800)	each \$745.00 D \$898.00 C
<b>QUICK CONNECT SYSTEMS</b>		
<b>EZ CONNECT</b>		
400-1674	TRANSITION SUB EZ CONNECT 2	\$1,735.00 C
400-2260	EZ-CONNECT ASS'Y (800M / 3.5M EZ)	\$1,755.00 C
<b>TRANSITION SUBS</b>		
369-222	TRANSITION SUB PIN TO PIN	\$1,544.67 C
400-1479	TRANSITION SUB (3.27-4M/3.5-4IF M)	\$1,543.97 C
400-2258	TRANSITION SUB (800M / 3.27-4M)	\$1,499.00 C
400-2257	TRANSITION SUB (800M / 3-1/2M I.F.)	\$1,499.00 C

**SUGGESTED PRICE LIST  
(F.O.B. PERRY, OKLAHOMA)**

Effective August 1, 2017

PART NO.	DESCRIPTION	MSRP (USD)																				
BEACON HOUSINGS																						
400-1423	4.75 86BHL SL HF3.5IF-4F/6-20MM	\$5,518.30 C																				
400-1426	4.75 86BHL SL HF 3.5IF -4F/3.5IF -4F	\$2,628.87 C																				
906-5354	4.25" TRIHAWK HD HSG HF / 86B / 2.88 REG	\$4,712.79 C																				
906-5356	4.75" TriHawk Assy / BHL	\$5,520.81 C																				
906-5357	4.75 TRIHAWK HD/6H-20MM/DW/3-1/2 API, IF	\$6,301.83 C																				
908-5290	4.75 UNIVERSAL HOUSING	\$3,991.05 C																				
DRILL BITS																						
<div><div>5.26/2010010</div><table><tr><th>Bit Width</th><th>Hole Qty.</th><th>Bolt Size</th><th>Thickness</th><th>Bend Angle</th></tr><tr><td>5.2" (132 mm)</td><td>6</td><td>20</td><td>1.0" (25mm)</td><td>00</td></tr><tr><td>6.4" (162 mm)</td><td></td><td></td><td></td><td>10</td></tr><tr><td>7.8" (198 mm)</td><td></td><td></td><td></td><td></td></tr></table></div>			Bit Width	Hole Qty.	Bolt Size	Thickness	Bend Angle	5.2" (132 mm)	6	20	1.0" (25mm)	00	6.4" (162 mm)				10	7.8" (198 mm)				
Bit Width	Hole Qty.	Bolt Size	Thickness	Bend Angle																		
5.2" (132 mm)	6	20	1.0" (25mm)	00																		
6.4" (162 mm)				10																		
7.8" (198 mm)																						
6 HOLE BITS																						
Baracuda Bit																						
369-500	5.2-6/20-1-10 BARRACUDA BIT	\$220.67 C																				
369-504	6.4-6/20-1-10 BARRACUDA BIT	\$232.45 C																				
369-508	7.8-6/20-1-10 BARRACUDA BIT	\$248.52 C																				
Durabit																						
368-980	5.2-6/20-1-00 DURABIT	\$497.04 C																				
368-982	6.4-6/20-1-00 DURABIT	\$502.39 C																				
368-984	7.8-6/20-1-00 DURABIT	\$492.96 C																				
Hard Surface Bit																						
400-1653	5-6/20-1-10 HARD SURFACE BIT	\$125.00 C																				
Sewer Bit																						
400-022	5.5-6/20-1-00 SEWER BIT	\$248.56 C																				
400-021	5.5-6/20-1-00 BC SEWER BIT	\$160.00 C																				
Steep Taper Bit																						
369-486	5.2-6/20-1-00 STEEP BIT	\$220.67 C																				
369-490	6.4-6/20-1-00 STEEP BIT	\$220.67 C																				
Tornado Bit																						
400-1939	5-6/20-1-10 TORNADO BIT	\$353.55 C																				
400-1941	6.5-6/20-1-10 TORNADO BIT	\$363.18 C																				
400-1901	8-6/20-1-10 TORNADO BIT	\$425.00 C																				
Tuff Bit																						
369-739	5-6/20-1-10 TUFF BIT	\$280.00 C																				
369-741	6.5-6/20-1-10 TUFF BIT	\$398.00 C																				
369-743	8-6/20-1-10 TUFF BIT	\$340.00 C																				
400-431	6-6/20-1-10 ST TUFF BIT	\$690.00 C																				
TRIHAWK BITS																						
906-5026	Trihk I Bit Assy 50-100K Lbs w/Teeth	\$4,547.36 C																				
906-5119	TriHawk III / 6.6/ 4.0 HSG/ 50-100K Drll	\$3,005.58 C																				
906-5130	TriHawk IV / 6.6/ 4.0 HSG/ 50-100K Drlls	\$2,821.17 C																				
906-5171	TriHawk V / 5.7/ 4.0 HSG/ 50-100K Drills	\$2,230.43 C																				
906-5296	4.25" TriHawk Drt Bit Adapter/ V6 1/4-10	\$781.02 C																				



CONFIDENTIAL

JT100M1 T4i

**SUGGESTED PRICE LIST  
(F.O.B. PERRY, OKLAHOMA)**

Effective August 1, 2017

PART NO.	DESCRIPTION	MSRP (USD)
<b>DRILLING BITS</b>		
369-429	6.5 GLACIER BIT	\$4,732.00 C
400-1812	6.50 TRI-CONE BIT (XR50)	\$9,895.00 D
<b>DRILL HEADS - ROCK</b>		
400-2318	6.5-DWS-500 (537)	\$4,253.00 D
400-2320	6.5-RMS-500 (537)	\$4,531.00 D
<b>BACKREAMERS BEAVERTAIL HD</b>		
<b>NOTE: Select appropriate thread-in option below.</b>		
<b>4.75" Shaft</b>		
400-2524	12-4.75 BVT RMR (3-1/2 API-IF, F/F)	\$2,505.00 C
400-2525	14-4.75 BVT RMR (3-1/2 API-IF, F/F)	\$2,718.00 C
400-2526	16-4.75 BVT RMR (3-1/2 API-IF, F/F)	\$2,999.00 C
400-2527	18-4.75 BVT RMR (3-1/2 API-IF, F/F)	\$3,295.00 C
400-2528	20-4.75 BVT RMR (3-1/2 API-IF, F/F)	\$3,650.00 C
400-2529	24-4.75 BVT RMR (3-1/2 API-IF, F/F)	\$3,965.00 C
400-2530	28-4.75 BVT RMR (3-1/2 API-IF, F/F)	\$4,286.97 C
400-2531	30-4.75 BVT RMR (3-1/2 API-IF, F/F)	\$4,825.00 C
400-2532	34-4.75 BVT RMR (3-1/2 API-IF, F/F)	\$5,825.00 C
400-2533	36-4.75 BVT RMR (3-1/2 API-IF, F/F)	\$6,195.00 C
400-2534	38-4.75 BVT RMR (3-1/2 API-IF, F/F)	\$7,195.00 C
400-2535	40-4.75 BVT RMR (3-1/2 API-IF, F/F)	\$8,195.00 C
400-2536	42-4.75 BVT RMR (3-1/2 API-IF, F/F)	\$9,195.00 C
<b>WARTHOG™ HD 2-7/8</b>		
<b>NOTE: Select appropriate thread-in option below.</b>		
<b>4.75" Shaft</b>		
400-2447	12" - 4.75" WARTHOG HD (3.5" API-IF F-F)	\$2,600.00 C
400-2448	14" - 4.75" WARTHOG HD (3.5" API-IF F-F)	\$2,950.00 C
400-2449	16" - 4.75" WARTHOG HD (3.5" API-IF F-F)	\$3,295.00 C
400-2450	18" - 4.75" WARTHOG HD (3.5" API-IF F-F)	\$3,595.00 C
400-2451	20" - 4.75" WARTHOG HD (3.5" API-IF F-F)	\$4,025.00 C
400-2452	24" - 4.75" WARTHOG HD (3.5" API-IF F-F)	\$4,495.00 C
400-2453	28" - 4.75" WARTHOG HD (3.5" API-IF F-F)	\$5,100.00 C
400-2454	30" - 4.75" WARTHOG HD (3.5" API-IF F-F)	\$5,600.00 C
400-2455	34" - 4.75" WARTHOG HD (3.5" API-IF F-F)	\$6,350.00 C
400-2456	36" - 4.75" WARTHOG HD (3.5" API-IF F-F)	\$7,450.00 C

**SUGGESTED PRICE LIST  
(F.O.B. PERRY, OKLAHOMA)****Effective August 1, 2017**

PART NO.	DESCRIPTION	MSRP (USD)
<b>FLUTED HD</b>		
<b>4.75" Shaft</b>		
<b>Reamer Only</b>		
<b>NOTE: Must select appropriate swivel kit option below.</b>		
400-2491	12-4.75 FLUTED HD(3 1/2 API-IF,F/30K FLG	\$2,591.08 C
400-2492	14-4.75 FLUTED HD(3 1/2 API-IF,F/100K FL	\$2,644.90 C
400-2493	16-4.75 FLUTED HD(3 1/2 API-IF,F/100K FL	\$3,097.51 C
400-2494	18-4.75 FLUTED HD(3 1/2 API-IF,F/100K FL	\$3,338.33 C
400-2495	20-4.75 FLUTED HD(3 1/2 API-IF,F/100K FL	\$4,400.88 C
400-2496	22-4.75 FLUTED HD(3 1/2 API-IF,F/100K FL	\$5,644.03 C
400-2497	24-4.75 FLUTED HD(3 1/2 API-IF,F/100K FL	\$6,260.11 C
400-2498	26-4.75 FLUTED HD(3 1/2 API-IF,F/100K FL	\$7,379.99 C
<b>Reamer Assembly with Tab</b>		
400-2940	12-4.75 FLUTED(3-1/2API-IF F/30K TAB)	\$2,988.74 C
400-2943	14-4.75 FLUTED(3-1/2API-IF F/100K TAB)	\$3,192.74 C
400-2946	16-4.75 FLUTED(3-1/2API-IF F/100K TAB)	\$3,673.03 C
400-2949	18-4.75 FLUTED(3-1/2API-IF F/100K TAB)	\$3,939.07 C
400-2952	20-4.75 FLUTED(3-1/2API-IF F/100K TAB)	\$5,001.62 C
400-2955	22-4.75 FLUTED(3-1/2API-IF F/100K TAB)	\$5,849.69 C
400-2958	24-4.75 FLUTED(3-1/2API-IF F/100K TAB)	\$6,860.85 C
400-2961	26-4.75 FLUTED(3-1/2API-IF F/100K TAB)	\$7,980.73 C
<b>Reamer Assembly with Swivel Tab</b>		
400-2938	12-4.75 FLUTED(3-1/2API-IF F/30K SW,TB)	\$3,436.41 C
400-2941	14-4.75 FLUTED(3-1/2API-IF F/100K SW,TB)	\$4,721.76 C
400-2944	16-4.75 FLUTED(3-1/2API-IF F/100K SW,TB)	\$5,270.73 C
400-2947	18-4.75 FLUTED(3-1/2API-IF F/100K SW,TB)	\$5,468.09 C
400-2950	20-4.75 FLUTED(3-1/2API-IF F/100K SW,TB)	\$6,530.64 C
400-2953	22-4.75 FLUTED(3-1/2API-IF F/100K SW,TB)	\$7,378.71 C
400-2956	24-4.75 FLUTED(3-1/2API-IF F/100K SW,TB)	\$8,389.87 C
400-2959	26-4.75 FLUTED(3-1/2API-IF F/100K SW,TB)	\$9,509.75 C
<b>Reamer Assembly with Swivel Clevis</b>		
400-2939	12-4.75 FLUTED(3-1/2API-IF F/30K SW,CL)	\$3,504.87 C
400-2942	14-4.75 FLUTED(3-1/2API-IF F/100K SW,CL)	\$4,894.76 C
400-2945	16-4.75 FLUTED(3-1/2API-IF F/100K SW,CL)	\$5,447.27 C
400-2948	18-4.75 FLUTED(3-1/2API-IF F/100K SW,CL)	\$5,641.09 C
400-2951	20-4.75 FLUTED(3-1/2API-IF F/100K SW,CL)	\$6,703.64 C
400-2954	22-4.75 FLUTED(3-1/2API-IF F/100K SW,CL)	\$7,551.71 C
400-2957	24-4.75 FLUTED(3-1/2API-IF F/100K SW,CL)	\$8,562.87 C
400-2960	26-4.75 FLUTED(3-1/2API-IF F/100K SW,CL)	\$9,682.75 C

**SUGGESTED PRICE LIST  
(F.O.B. PERRY, OKLAHOMA)**

Effective August 1, 2017

PART NO.	DESCRIPTION	MSRP (USD)
<b>KODIAK™ HD</b>		
<b>4.75" Shaft</b>		
<b>Reamer Only</b>		
<b>NOTE: Must select appropriate swivel kit option below.</b>		
400-2588	12-4.75 KODIAK (3-1/2 API-IF, F/30K FLG)	\$3,050.00 C
400-2589	14-4.75 KODIAK (3-1/2 API-IF, F/40K FLG)	\$3,650.00 C
400-2590	16-4.75 KODIAK (3-1/2 API-IF, F/100K FLG)	\$4,675.00 C
400-2591	18-4.75 KODIAK (3-1/2 API-IF, F/100K FLG)	\$5,740.00 C
400-2592	20-4.75 KODIAK (3-1/2 API-IF, F/100K FLG)	\$6,500.00 C
400-2593	24-4.75 KODIAK (3-1/2 API-IF, F/100K FLG)	\$8,000.00 C
400-2594	28-4.75 KODIAK (3-1/2 API-IF, F/100K FLG)	\$10,400.00 C
400-2595	30-4.75 KODIAK (3-1/2 API-IF, F/100K FLG)	\$12,000.00 C
400-2596	34-4.75 KODIAK (3-1/2 API-IF, F/100K FLG)	\$14,500.00 C
400-2597	36-4.75 KODIAK (3-1/2 API-IF, F/100K FLG)	\$16,500.00 C
<b>Reamer Assembly with Tab</b>		
400-2853	12-4.75 KODIAK(3-1/2API-IF F/30K TAB)	\$3,447.66 C
400-2856	14-4.75 KODIAK(3-1/2API-IF F/40K TAB)	\$4,094.49 C
400-2859	16-4.75 KODIAK(3-1/2API-IF F/100K TAB)	\$5,275.74 C
400-2862	18-4.75 KODIAK(3-1/2API-IF F/100K TAB)	\$6,340.74 C
400-2865	20-4.75 KODIAK(3-1/2API-IF F/100K TAB)	\$7,100.74 C
400-2868	24-4.75 KODIAK(3-1/2API-IF F/100K TAB)	\$8,600.74 C
400-2871	28-4.75 KODIAK(3-1/2API-IF F/100K TAB)	\$11,000.74 C
400-2874	30-4.75 KODIAK(3-1/2API-IF F/100K TAB)	\$12,600.74 C
400-2877	34-4.75 KODIAK(3-1/2API-IF F/100K TAB)	\$15,100.74 C
400-2880	36-4.75 KODIAK(3-1/2API-IF F/100K TAB)	\$17,100.74 C
<b>Reamer Assembly with Swivel Tab</b>		
400-2851	12-4.75 KODIAK(3-1/2API-IF F/30K SW,TB)	\$3,895.33 C
400-2854	14-4.75 KODIAK(3-1/2API-IF F/40K SW,TB)	\$4,923.33 C
400-2857	16-4.75 KODIAK(3-1/2API-IF F/100K SW,TB)	\$6,804.76 C
400-2860	18-4.75 KODIAK(3-1/2API-IF F/100K SW,TB)	\$7,869.76 C
400-2863	20-4.75 KODIAK(3-1/2API-IF F/100K SW,TB)	\$8,629.76 C
400-2866	24-4.75 KODIAK(3-1/2API-IF F/100K SW,TB)	\$10,129.76 C
400-2869	28-4.75 KODIAK(3-1/2API-IF F/100K SW,TB)	\$12,529.76 C
400-2872	30-4.75 KODIAK(3-1/2API-IF F/100K SW,TB)	\$14,129.76 C
400-2875	34-4.75 KODIAK(3-1/2API-IF F/100K SW,TB)	\$16,629.76 C
400-2878	36-4.75 KODIAK(3-1/2API-IF F/100K SW,TB)	\$18,629.76 C
<b>Reamer Assembly with Swivel Clevis</b>		
400-2852	12-4.75 KODIAK(3-1/2API-IF F/30K SW,CL)	\$3,963.79 C
400-2855	14-4.75 KODIAK(3-1/2API-IF F/40K SW,CL)	\$5,076.28 C
400-2858	16-4.75 KODIAK (3-1/2API-IF F/100K SW,CL)	\$6,977.76 C
400-2861	18-4.75 KODIAK(3-1/2API-IF F/100K SW,CL)	\$8,042.76 C
400-2864	20-4.75 KODIAK(3-1/2API-IF F/100K SW,CL)	\$8,802.76 C
400-2867	24-4.75 KODIAK(3-1/2API-IF F/100K SW,CL)	\$10,302.76 C
400-2870	28-4.75 KODIAK(3-1/2API-IF F/100K SW,CL)	\$12,702.76 C
400-2873	30-4.75 KODIAK(3-1/2API-IF F/100K SW,CL)	\$14,302.76 C
400-2876	34-4.75 KODIAK(3-1/2API-IF F/100K SW,CL)	\$16,802.76 C
400-2879	36-4.75 KODIAK(3-1/2API-IF F/100K SW,CL)	\$18,802.76 C



**SUGGESTED PRICE LIST  
(F.O.B. PERRY, OKLAHOMA)****Effective August 1, 2017**

PART NO.	DESCRIPTION	MSRP (USD)
<b>ROCKMASTER BACKREAMERS</b>		
<b>5.75" Shaft</b>		
190-1397	10-5.75 ROCKMASTER TCI 3.5APIM	\$10,954.23 B
190-1398	10-5.75 ROCKMASTER MT 3.5APIM	\$9,697.80 B
190-1399	12-5.75 ROCKMASTER TCI 3.5APIM	\$11,600.07 B
190-1400	12-5.75 ROCKMASTER MT 3.5APIM	\$10,412.76 B
190-1401	14-5.75 ROCKMASTER TCI 3.5APIM	\$12,411.16 B
190-1402	14-5.75 ROCKMASTER MT 3.5APIM	\$10,830.46 B
<b>8.0" Shaft</b>		
190-1405	16-8 ROCKMASTR TCI 500 3.27-4F	\$31,298.54 B
190-1406	16-8 ROCKMASTR TCI 700 3.27-4F	\$32,237.50 B
190-1407	18-8 ROCKMASTR TCI 500 3.27-4F	\$34,297.87 B
190-1408	18-8 ROCKMASTR TCI 700 3.27-4F	\$34,297.87 B
190-1409	20-8 ROCKMASTR TCI 500 3.27-4F	\$36,939.93 B
190-1410	20-8 ROCKMASTR TCI 700 3.27-4F	\$36,939.93 B
190-1411	22-8 ROCKMASTR TCI 500 3.27-4F	\$37,869.65 B
190-1412	22-8 ROCKMASTR TCI 700 3.27-4F	\$39,005.74 B
<b>STABILIZERS</b>		
400-3023	10" STABILIZER (3 1/2 API-IF,F/M)	\$2,259.43 C
400-3024	12" STABILIZER (3 1/2 API-IF,F/M)	\$2,341.34 C
400-3025	14" STABILIZER (3 1/2 API-IF,F/M)	\$2,484.57 C
400-3026	16" STABILIZER (3 1/2 API-IF,F/M)	\$2,521.49 C
400-3027	18" STABILIZER (3 1/2 API-IF,F/M)	\$2,709.25 C
<b>BACKREAMER SWIVELS and TABS</b>		
<b>Swivels</b>		
190-2364	30K SWIVEL KIT (30K TAB)	\$680.57 C
190-2363	30K SWIVEL KIT (30K CLEVIS)	\$749.03 C
190-2366	40K SWIVEL KIT (40K TAB)	\$1,108.57 C
190-2365	40K SWIVEL KIT (40K CLEVIS)	\$1,261.52 C
190-2368	100K SWIVEL KIT (100K TAB)	\$1,965.00 C
190-2367	100K SWIVEL KIT (100K CLEVIS)	\$2,138.00 C
369-971	40K SWIVEL ASSEMBLY	\$1,648.88 C
400-748	40K SWIVEL ASSEMBLY	\$1,682.88 C
300-1157	30K SWIVEL CLEVIS/TAB	\$1,537.33 C
400-221	40K SOCKET SWIVEL	\$1,688.11 C
400-759	40K BCN SWVL 40K SOC F/40K TAB	\$3,335.38 C
401-294	40K SWIVEL DOUBLE CLEVIS	\$1,563.88 C
369-972	70K SWIVEL	\$3,976.48 C
<b>Pull Tabs</b>		
369-122	PULL TAB 3.27-4 F/M PULL TAB	\$462.18 C
369-123	PULL TAB 3.27-4 M/M PULL TAB	\$455.05 C
369-854	PULL TAB 70K CLEVIS/40K TAB	\$402.84 C
190-2615	30K TAB KIT	\$232.90 C
190-2616	40K TAB KIT	\$279.73 C
190-2617	100K TAB KIT	\$435.98 C
400-2519	PULL TAB (3.5 M API-IF/100K)	\$398.50 C



**SUGGESTED PRICE LIST  
(F.O.B. PERRY, OKLAHOMA)**

Effective August 1, 2017

PART NO.	DESCRIPTION	MSRP (USD)
<b>CONNECTORS and ADAPTERS</b>		
908-5188	ADAPTER 3.27-4F x2.88 API REGM	\$625.25 C
400-2230	ADAPTER (3.5F API-IF / 3.27-4M)	\$442.50 C
369-112	4.75 SLANT FACE ADAPTER	\$1,711.05 C
368-742	CONNECTOR 3.27-4 M/3.27-4 M	\$929.26 C
401-255	CONNECTOR 3.27-4F/2.88API IF M	\$647.92 C
401-256	CONNECTOR 3.27-4F/3.5API REG M	\$650.27 C
369-089	CONNECTOR 3.5 API-M/10K RSC-M	\$549.73 C
369-472	CONNECTOR 3.5API F/3.27-4API F	\$426.44 C
368-813	EZ-CONNECT BOX 3.50-4 X 3.27-4	\$563.45 C
400-1480	(EZ-CONNECT BOX 3.50-4F EZ/3.5-4M I.F.)	\$576.80 C
<b>QUICK WRENCH JAWS</b>		
400-705	6.5" TRI-CONE WRENCH JAW (2.0" THK)	\$471.00 C
<b>PULLING ACCESSORIES</b>		
110-987	7/8" ANCHOR SHACKLE (1" PIN)	\$37.15 C
110-847	CLEVIS (1")	\$81.95 C
111-018	CLEVIS (1-1/4")	\$65.50 C
111-019	CLEVIS (1-1/2")	\$197.76 C
906-2627	Trihawk I Pullback Assembly 16-40k	\$119.00 C
906-2523	Trihk III Pull Back Tooth Kit 24-40K Lbs	\$74.80 C
906-2625	Trihawk V Pullback Ass'y 24-40k Drills	\$125.00 C
<b>Pulling Grip</b>		
185-917	PULLING GRIP (3/4"-1 1/4")	\$56.28 C
185-918	PULLING GRIP (1 1/4"-2")	\$58.04 C
185-919	PULLING GRIP (2"-2 3/4")	\$62.58 C
185-920	PULLING GRIP (2 3/4"-3 1/2")	\$67.66 C
185-921	PULLING GRIP (3 1/2"-4 1/4")	\$74.49 C
<b>Heavy Duty Pulling Grip</b>		
185-922	PULLING GRIP (3/4"-1 1/4")PLASTIC COATED	\$76.81 C
185-923	PULLING GRIP (1 1/4"-2")PLASTIC COATED	\$85.87 C
185-924	PULLING GRIP (2"-2 3/4")PLASTIC COATED	\$108.61 C
185-925	PULLING GRIP (2 3/4"-3 1/2")PLASTIC COAT	\$131.34 C
185-926	PULLING GRIP (3 1/2"-4 1/4")PLASTIC COAT	\$157.82 C
<b>Pulling Grip with Swivel</b>		
185-904	PULLING GRIP (1-1/4" TO 2") W / SWVL	\$86.97 C
185-906	PULLING GRIP (2" TO 2-3/4") W / SWVL	\$119.20 C
185-907	PULLING GRIP (2-3/4"TO 3-1/2") W / SWVL	\$135.75 C
185-913	PULLING GRIP (3-1/2"TO 4-1/4") W / SWVL	\$149.00 C
185-914	PULLING GRIP (4-1/4"TO 4-3/4") W / SWVL	\$166.66 C



CONFIDENTIAL

JT100M1 T4i

**SUGGESTED PRICE LIST  
(F.O.B. PERRY, OKLAHOMA)**

**Effective August 1, 2017**

PART NO.	DESCRIPTION	MSRP (USD)
----------	-------------	------------

**SPECIAL PAINT**

Special color charge is per each unit - specify color code. (If first time color order, please provide 2"x3" color chip.)

From the time of confirmation, any special paint order is non-cancelable and non-returnable.

Please allow 30 days from time of order to delivery.

Orders with less than 30 days from order to delivery are subject to applicable surcharge(s).

Prices do not include the application of special or branded paints; i.e.) DuPont, Sherwin-Williams, PPG, metallic or base coat / clear coat.

Charges do not include price of paint.

Call for Pricing A



CONFIDENTIAL

**JT100M1 T4 (final)**

**Changes since the July 1, 2017 price list:**

**Effective August 1, 2017**



CONFIDENTIAL

JT100M1 T4 (final)

**SUGGESTED PRICE LIST  
(F.O.B. PERRY, OKLAHOMA)**

Effective August 1, 2017

PART NO.	DESCRIPTION	MSRP (USD)
----------	-------------	------------

**STANDARD UNIT**

The **Ditch Witch® JT100M1 Jet Trac®** drilling system is a self-contained, surface launched, fluid assisted, mechanical drilling system. The basic unit includes the following:

- Cummins QSB6.7 water cooled diesel engine (260 hp gross) EPA Tier 4, EU Stage IV compliant
- Rack and Pinion drill frame and carriage
- Electrical strike system (module and barriers)
- Fluid pump
- Rubber tracks
- Pipe loader
- Spindle brake
- Open vise breakout system
- Ship Kit - Includes the following:
  - Drill pipe wiper seal
  - Copper thread compound with brush
  - Tip cleaner set
  - Voltage stake
  - Downhole tool wrench set

The JT100 was designed to be a customer selected unit. Options include the following:

- Operator's station
- Anchor system
- Crane/Hoist
- Fluid mixing systems

If you select a standard machine configuration, you must also order the "shipped with" items listed below.

**JT100 MACH I STANDARD #1**

**JT100A-1** Base Unit:Hi Reg,Unlined Pipe,Anch, Drvr - Includes:

022-1140 JT100 TIER 4 FINAL  
270-6452 AT/JT100 PROD DECAL KIT T4F  
270-6241 PIPE BOX LOADER COMMON PROD DECAL T4F  
350-4354 ASSY, T4 CAB W/HT/AIR R&P JT100  
350-4353 ASSY, T4 ENGINE SUB W/HEAT & AIR  
324-754 LOADER/DRIVER  
350-4794 JT100 ANCHOR SYSTEM LAYOUT  
350-1913 STABILIZER PADS  
350-2405 PIPE LOADER W/GREASE  
350-2054 FRONT WRENCH SUB ASSY W/GREASE  
400-2166 SAVERLOK JT100/3.27

Total \$674,000.00 T

From time of confirmation any unit ordered less hoist, enclosed cab, or any combination thereof, will be non-cancelable and non-returnable.



CONFIDENTIAL

JT100M1 T4 (final)

**SUGGESTED PRICE LIST  
(F.O.B. PERRY, OKLAHOMA)**

Effective August 1, 2017

PART NO.	DESCRIPTION	MSRP (USD)	
<b>BASIC UNIT</b>			
<b>022-1140</b>	JT100 TIER 4 FINAL	\$516,500.00	T
	Ships with: 190-2644 SHIPPING KIT	\$2,997.30	C
	350-4354 ASSY, T4 CAB W/HT/AIR R&P JT100	\$29,600.00	T
	350-4353 ASSY, T4 ENGINE SUB W/HEAT & AIR	\$617.50	T
<b>Hydra Tong Assembly (Select one)</b>			
400-2638	HYDRA-TONG (4.25" - 5" OD) (select 110V 60Hz)	\$8,300.00	D
400-2703	HYDRA-TONG (3-5/8" - 5" OD) CE (select 220V 50Hz)	\$8,650.00	D
<b>STABILIZER PADS (Select one)</b>			
350-1913	STABILIZER PADS	\$2,282.00	T
<b>PIPE LOADER (Select one)</b>			
350-2405	PIPE LOADER W/GREASE	\$45,061.73	T
<b>FRONT WRENCH (Select one)</b>			
350-2054	FRONT WRENCH SUB ASSY W/GREASE	\$19,821.86	T
<b>OPERATOR'S STATION (Select one)</b>			
350-4354	ASSY, T4 CAB W/HT/AIR R&P JT100	\$29,600.00	T
	Shipped with: 350-4353 ASSY, T4 ENGINE SUB W/HEAT & AIR	\$617.50	T
		\$30,217.50	T
<b>DECAL KITS – JT100M1 (Select one)</b>			
270-6452	AT/JT100 PROD DECAL KIT T4F	\$89.82	C
<b>TRANSLATION DECALS – (Select if translation needed)</b>			
270-6453	AT/JT100 PROD DECAL KIT T4F-FR	\$92.64	C
270-6454	AT/JT100 PROD DECAL KIT T4F-GR	\$92.64	C
270-6455	AT/JT100 PROD DECAL KIT T4F-IT	\$92.64	C
270-6456	AT/JT100 PROD DECAL KIT T4F-SP	\$92.64	C
270-5729	JT/AT100 ISO DECAL KIT T4F	\$58.00	C
		\$150.64	C
<b>NOTE: ISO decals will be shipped with all translation decals and any basic unit shipped outside the United States.</b>			
<b>LOADER/DRIVER (Select one)</b>			
324-754	LOADER/DRIVER	\$44,838.94	T
	Shipped with: 270-6241 PIPE BOX LOADER COMMON PROD DECAL T4F	\$54.15	C
		\$44,893.09	
350-2578	TIER 4 & 4i W/O DRIVER /LOADER	\$499.68	T



CONFIDENTIAL

JT100M1 T4 (final)

**SUGGESTED PRICE LIST  
(F.O.B. PERRY, OKLAHOMA)**

Effective August 1, 2017

PART NO.	DESCRIPTION	MSRP (USD)
<b>PIPE BOX LOADER DECAL KITS (Select one)</b>		
270-5951	JT100 PIPE BOX LOADER PROD KIT	\$83.95 C
<b>TRANSLATION DECALS – (Select if translation needed)</b>		
270-5958	JT100 PIPE BOX LOADER PROD KIT FR	\$117.86 C
270-5959	JT100 PIPE BOX LOADER PROD KIT GR	\$117.86 C
270-5960	JT100 PIPE BOX LOADER PROD KIT IT	\$117.86 C
270-5961	JT100 PIPE BOX LOADER PROD KIT SP	\$117.86 C
270-5952	JT100 PIPE BOX LOADER ISO KIT	\$65.10 C
		\$266.91 C
<b>NOTE: ISO decals will be shipped with all translation decals and any basic unit shipped outside the United States.</b>		
<b>ANCHOR SYSTEM (Select one)</b>		
350-4794	JT100 ANCHOR SYSTEM LAYOUT	\$17,850.00 T
<b>ANCHOR AUGERS (Select one)</b>		
190-2707	DIRT ANCHOR KIT	2 required \$1,210.25 \$2,420.50 C
190-2706	JT100 HD ROCK ANCHOR KIT	2 required \$1,287.50 \$2,575.00 C
<b>ACCESSORIES</b>		
100-794	GROUNDING KIT	(Required if not using anchor system) \$942.05 C
303-941	PIPE BOX ASSY JT100	(pipe quantity = 12) \$3,904.32 C
190-2117	JT/AT100 T4F UPTIME KIT	\$1,850.00 B
<b>ENVIRONMENTAL HYDRAULIC OIL</b>		
256-030	ENVIROMENTAL HYD OIL (MOBILE)	80 required \$49.53 \$3,962.40 A
274-672	ENVIRO HYDRAULIC RESERVOIR	\$7.43 C
712-672	ENVIRO HYDRAULIC RESERVOIR DU	\$15.50 C
702-672	ENVIRO HYDRAULIC RESERVOIR FR	\$15.50 C
704-672	ENVIRO HYDRAULIC RESERVOIR GR	\$15.50 C
710-672	ENVIRO HYDRAULIC RESERVOIR IT	\$15.50 C
706-672	ENVIRO HYDRAULIC RESERVOIR SP	\$15.50 C
708-672	ENVIRO HYDRAULIC RESERVOIR SW	\$15.50 C
<b>TRACKING ELECTRONICS</b>		
<b>See Ditch Witch® Electronics Price List</b>		

**SUGGESTED PRICE LIST  
(F.O.B. PERRY, OKLAHOMA)**

Effective August 1, 2017

PART NO.	DESCRIPTION	MSRP (USD)
----------	-------------	------------

**DOWNHOLE TOOLS**

For nozzle placement, size and angle, reference the Downhole Tools Parts Book.

**DRILL PIPE**

355-1200	POWER PIPE HD UL 3.63 X 4.00 3.27-4 4.5M	each	\$795.00	D
	Shipped with: 400-2166 SAVERLOK JT100/3.27		\$884.00	C
355-1133	HIWS1 PIPE 3.50 X 3.63 #800 15'	each	\$745.00	D
	Shipped with: 400-2256 SAVERLOK JT100/(#800)		\$898.00	C

**QUICK CONNECT SYSTEMS****EZ CONNECT**

400-1674	TRANSITION SUB EZ CONNECT 2		\$1,735.00	C
400-2260	EZ-CONNECT ASS'Y (800M / 3.5M EZ)		\$1,755.00	C

**TRANSITION SUBS**

369-222	TRANSITION SUB PIN TO PIN		\$1,544.67	C
400-1479	TRANSITION SUB (3.27-4M/3.5-4IF M)		\$1,543.97	C
400-2258	TRANSITION SUB (800M / 3.27-4M)		\$1,499.00	C
400-2257	TRANSITION SUB (800M / 3-1/2M I.F.)		\$1,499.00	C

**BEACON HOUSINGS**

400-1423	4.75 86BHL SL HF3.5IF-4F/6-20MM		\$5,518.30	C
400-1426	4.75 86BHL SL HF 3.5IF -4F/3.5IF -4F		\$2,628.87	C
906-5354	4.25" TRIHAWK HD HSG HF / 86B / 2.88 REG		\$4,712.79	C
906-5356	4.75" TriHawk Assy / BHL		\$5,520.81	C
906-5357	4.75 TRIHAWK HD/6H-20MM/DW/3-1/2 API, IF		\$6,301.83	C
908-5290	4.75 UNIVERSAL HOUSING		\$3,991.05	C

**DRILL BITS**

5.2	6/20	100	10	
Bit Width	Hole Qty.	Bolt Size	Thickness	Bend Angle
5.2" (132 mm)	6	20	1.0" (25mm)	00
6.4" (162 mm)				10
7.8" (198 mm)				

**6 HOLE BITS****Baracuda Bit**

369-500	5.2-6/20-1-10 BARRACUDA BIT		\$220.67	C
369-504	6.4-6/20-1-10 BARRACUDA BIT		\$232.45	C
369-508	7.8-6/20-1-10 BARRACUDA BIT		\$248.52	C

**Durabit**

368-980	5.2-6/20-1-00 DURABIT		\$497.04	C
368-982	6.4-6/20-1-00 DURABIT		\$502.39	C
368-984	7.8-6/20-1-00 DURABIT		\$492.96	C



CONFIDENTIAL

JT100M1 T4 (final)

**SUGGESTED PRICE LIST  
(F.O.B. PERRY, OKLAHOMA)**

Effective August 1, 2017

PART NO.	DESCRIPTION	MSRP (USD)
<b>DRILL BITS (Continued)</b>		
<b>Hard Surface Bit</b>		
400-1653	5-6/20-1-10 HARD SURFACE BIT	\$125.00 C
<b>Sewer Bit</b>		
400-022	5.5-6/20-1-00 SEWER BIT	\$248.56 C
400-021	5.5-6/20-1-00 BC SEWER BIT	\$160.00 C
<b>Steep Taper Bit</b>		
369-486	5.2-6/20-1-00 STEEP BIT	\$220.67 C
369-490	6.4-6/20-1-00 STEEP BIT	\$220.67 C
<b>Tornado Bit</b>		
400-1939	5-6/20-1-10 TORNADO BIT	\$353.55 C
400-1941	6.5-6/20-1-10 TORNADO BIT	\$363.18 C
400-1901	8-6/20-1-10 TORNADO BIT	\$425.00 C
<b>Tuff Bit</b>		
369-739	5-6/20-1-10 TUFF BIT	\$280.00 C
369-741	6.5-6/20-1-10 TUFF BIT	\$398.00 C
369-743	8-6/20-1-10 TUFF BIT	\$340.00 C
400-431	6-6/20-1-10 ST TUFF BIT	\$690.00 C
<b>TRIHAWK BITS</b>		
906-5026	Trihk I Bit Assy 50-100K Lbs w/Teeth	\$4,547.36 C
906-5119	TriHawk III / 6.6/ 4.0 HSG/ 50-100K Drll	\$3,005.58 C
906-5130	TriHawk IV / 6.6/ 4.0 HSG/ 50-100K Drlls	\$2,821.17 C
906-5171	TriHawk V / 5.7/ 4.0 HSG/ 50-100K Drills	\$2,230.43 C
906-5296	4.25" TriHawk Drt Bit Adapter/ V6 1/4-10	\$781.02 C
<b>DRILLING BITS</b>		
369-429	6.5 GLACIER BIT	\$4,732.00 C
400-1812	6.50 TRI-CONE BIT (XR50)	\$9,895.00 D
<b>DRILL HEADS - ROCK</b>		
400-2318	6.5-DWS-500 (537)	\$4,253.00 D
400-2320	6.5-RMS-500 (537)	\$4,531.00 D



**SUGGESTED PRICE LIST  
(F.O.B. PERRY, OKLAHOMA)**

Effective August 1, 2017

PART NO.	DESCRIPTION	MSRP (USD)
<b>BACKREAMERS BEAVERTAIL HD</b>		
<b>NOTE: Select appropriate thread-in option below.</b>		
<b>4.75" Shaft</b>		
400-2524	12-4.75 BVT RMR (3-1/2 API-IF, F/F)	\$2,505.00 C
400-2525	14-4.75 BVT RMR (3-1/2 API-IF, F/F)	\$2,718.00 C
400-2526	16-4.75 BVT RMR (3-1/2 API-IF, F/F)	\$2,999.00 C
400-2527	18-4.75 BVT RMR (3-1/2 API-IF, F/F)	\$3,295.00 C
400-2528	20-4.75 BVT RMR (3-1/2 API-IF, F/F)	\$3,650.00 C
400-2529	24-4.75 BVT RMR (3-1/2 API-IF, F/F)	\$3,965.00 C
400-2530	28-4.75 BVT RMR (3-1/2 API-IF, F/F)	\$4,286.97 C
400-2531	30-4.75 BVT RMR (3-1/2 API-IF, F/F)	\$4,825.00 C
400-2532	34-4.75 BVT RMR (3-1/2 API-IF, F/F)	\$5,825.00 C
400-2533	36-4.75 BVT RMR (3-1/2 API-IF, F/F)	\$6,195.00 C
400-2534	38-4.75 BVT RMR (3-1/2 API-IF, F/F)	\$7,195.00 C
400-2535	40-4.75 BVT RMR (3-1/2 API-IF, F/F)	\$8,195.00 C
400-2536	42-4.75 BVT RMR (3-1/2 API-IF, F/F)	\$9,195.00 C
<b>WARTHOG™ HD 2-7/8</b>		
<b>NOTE: Select appropriate thread-in option below.</b>		
<b>4.75" Shaft</b>		
400-2447	12" - 4.75" WARTHOG HD (3.5" API-IF F-F)	\$2,600.00 C
400-2448	14" - 4.75" WARTHOG HD (3.5" API-IF F-F)	\$2,950.00 C
400-2449	16" - 4.75" WARTHOG HD (3.5" API-IF F-F)	\$3,295.00 C
400-2450	18" - 4.75" WARTHOG HD (3.5" API-IF F-F)	\$3,595.00 C
400-2451	20" - 4.75" WARTHOG HD (3.5" API-IF F-F)	\$4,025.00 C
400-2452	24" - 4.75" WARTHOG HD (3.5" API-IF F-F)	\$4,495.00 C
400-2453	28" - 4.75" WARTHOG HD (3.5" API-IF F-F)	\$5,100.00 C
400-2454	30" - 4.75" WARTHOG HD (3.5" API-IF F-F)	\$5,600.00 C
400-2455	34" - 4.75" WARTHOG HD (3.5" API-IF F-F)	\$6,350.00 C
400-2456	36" - 4.75" WARTHOG HD (3.5" API-IF F-F)	\$7,450.00 C
<b>FLUTED HD</b>		
<b>4.75" Shaft</b>		
<b>Reamer Only</b>		
<b>NOTE: Must select appropriate swivel kit option below.</b>		
400-2491	12-4.75 FLUTED HD(3 1/2 API-IF,F/30K FLG	\$2,591.08 C
400-2492	14-4.75 FLUTED HD(3 1/2 API-IF,F/100K FL	\$2,644.90 C
400-2493	16-4.75 FLUTED HD(3 1/2 API-IF,F/100K FL	\$3,097.51 C
400-2494	18-4.75 FLUTED HD(3 1/2 API-IF,F/100K FL	\$3,338.33 C
400-2495	20-4.75 FLUTED HD(3 1/2 API-IF,F/100K FL	\$4,400.88 C
400-2496	22-4.75 FLUTED HD(3 1/2 API-IF,F/100K FL	\$5,644.03 C
400-2497	24-4.75 FLUTED HD(3 1/2 API-IF,F/100K FL	\$6,260.11 C
400-2498	26-4.75 FLUTED HD(3 1/2 API-IF,F/100K FL	\$7,379.99 C



CONFIDENTIAL

JT100M1 T4 (final)

**SUGGESTED PRICE LIST  
(F.O.B. PERRY, OKLAHOMA)**

Effective August 1, 2017

PART NO.	DESCRIPTION	MSRP (USD)
<b>FLUTED HD (Continued)</b>		
<b>4.75" Shaft</b>		
<b>Reamer Assembly with Tab</b>		
400-2940	12-4.75 FLUTED(3-1/2API-IF F/30K TAB)	\$2,988.74 C
400-2943	14-4.75 FLUTED(3-1/2API-IF F/100K TAB)	\$3,192.74 C
400-2946	16-4.75 FLUTED(3-1/2API-IF F/100K TAB)	\$3,673.03 C
400-2949	18-4.75 FLUTED(3-1/2API-IF F/100K TAB)	\$3,939.07 C
400-2952	20-4.75 FLUTED(3-1/2API-IF F/100K TAB)	\$5,001.62 C
400-2955	22-4.75 FLUTED(3-1/2API-IF F/100K TAB)	\$5,849.69 C
400-2958	24-4.75 FLUTED(3-1/2API-IF F/100K TAB)	\$6,860.85 C
400-2961	26-4.75 FLUTED(3-1/2API-IF F/100K TAB)	\$7,980.73 C
<b>Reamer Assembly with Swivel Tab</b>		
400-2938	12-4.75 FLUTED(3-1/2API-IF F/30K SW,TB)	\$3,436.41 C
400-2941	14-4.75 FLUTED(3-1/2API-IF F/100K SW,TB)	\$4,721.76 C
400-2944	16-4.75 FLUTED(3-1/2API-IF F/100K SW,TB)	\$5,270.73 C
400-2947	18-4.75 FLUTED(3-1/2API-IF F/100K SW,TB)	\$5,468.09 C
400-2950	20-4.75 FLUTED(3-1/2API-IF F/100K SW,TB)	\$6,530.64 C
400-2953	22-4.75 FLUTED(3-1/2API-IF F/100K SW,TB)	\$7,378.71 C
400-2956	24-4.75 FLUTED(3-1/2API-IF F/100K SW,TB)	\$8,389.87 C
400-2959	26-4.75 FLUTED(3-1/2API-IF F/100K SW,TB)	\$9,509.75 C
<b>Reamer Assembly with Swivel Clevis</b>		
400-2939	12-4.75 FLUTED(3-1/2API-IF F/30K SW,CL)	\$3,504.87 C
400-2942	14-4.75 FLUTED(3-1/2API-IF F/100K SW,CL)	\$4,894.76 C
400-2945	16-4.75 FLUTED(3-1/2API-IF F/100K SW,CL)	\$5,447.27 C
400-2948	18-4.75 FLUTED(3-1/2API-IF F/100K SW,CL)	\$5,641.09 C
400-2951	20-4.75 FLUTED(3-1/2API-IF F/100K SW,CL)	\$6,703.64 C
400-2954	22-4.75 FLUTED(3-1/2API-IF F/100K SW,CL)	\$7,551.71 C
400-2957	24-4.75 FLUTED(3-1/2API-IF F/100K SW,CL)	\$8,562.87 C
400-2960	26-4.75 FLUTED(3-1/2API-IF F/100K SW,CL)	\$9,682.75 C
<b>KODIAK™ HD</b>		
<b>4.75" Shaft</b>		
<b>Reamer Only</b>		
<b>NOTE: Must select appropriate swivel kit option below.</b>		
400-2588	12-4.75 KODIAK (3-1/2 API-IF, F/30K FLG)	\$3,050.00 C
400-2589	14-4.75 KODIAK (3-1/2 API-IF, F/40K FLG)	\$3,650.00 C
400-2590	16-4.75 KODIAK (3-1/2 API-IF,F/100K FLG)	\$4,675.00 C
400-2591	18-4.75 KODIAK (3-1/2 API-IF,F/100K FLG)	\$5,740.00 C
400-2592	20-4.75 KODIAK (3-1/2 API-IF,F/100K FLG)	\$6,500.00 C
400-2593	24-4.75 KODIAK (3-1/2 API-IF,F/100K FLG)	\$8,000.00 C
400-2594	28-4.75 KODIAK (3-1/2 API-IF,F/100K FLG)	\$10,400.00 C
400-2595	30-4.75 KODIAK (3-1/2 API-IF,F/100K FLG)	\$12,000.00 C
400-2596	34-4.75 KODIAK (3-1/2 API-IF,F/100K FLG)	\$14,500.00 C
400-2597	36-4.75 KODIAK (3-1/2 API-IF,F/100K FLG)	\$16,500.00 C

Supersedes All Previous Price Lists---Prices Subject to Change Without Notice

The Charles Machine Works, Inc.; PO Box 66; Perry, OK 73077

(JT100M1 T4 (final) - 445)



CONFIDENTIAL

JT100M1 T4 (final)

**SUGGESTED PRICE LIST  
(F.O.B. PERRY, OKLAHOMA)**

Effective August 1, 2017

PART NO.	DESCRIPTION	MSRP (USD)
<b>KODIAK™ HD (Continued)</b>		
<b>4.75" Shaft</b>		
<b>Reamer Assembly with Tab</b>		
400-2853	12-4.75 KODIAK(3-1/2API-IF F/30K TAB)	\$3,447.66 C
400-2856	14-4.75 KODIAK(3-1/2API-IF F/40K TAB)	\$4,094.49 C
400-2859	16-4.75 KODIAK(3-1/2API-IF F/100K TAB)	\$5,275.74 C
400-2862	18-4.75 KODIAK(3-1/2API-IF F/100K TAB)	\$6,340.74 C
400-2865	20-4.75 KODIAK(3-1/2API-IF F/100K TAB)	\$7,100.74 C
400-2868	24-4.75 KODIAK(3-1/2API-IF F/100K TAB)	\$8,600.74 C
400-2871	28-4.75 KODIAK(3-1/2API-IF F/100K TAB)	\$11,000.74 C
400-2874	30-4.75 KODIAK(3-1/2API-IF F/100K TAB)	\$12,600.74 C
400-2877	34-4.75 KODIAK(3-1/2API-IF F/100K TAB)	\$15,100.74 C
400-2880	36-4.75 KODIAK(3-1/2API-IF F/100K TAB)	\$17,100.74 C
<b>Reamer Assembly with Swivel Tab</b>		
400-2851	12-4.75 KODIAK(3-1/2API-IF F/30K SW,TB)	\$3,895.33 C
400-2854	14-4.75 KODIAK(3-1/2API-IF F/40K SW,TB)	\$4,923.33 C
400-2857	16-4.75 KODIAK(3-1/2API-IF F/100K SW,TB)	\$6,804.76 C
400-2860	18-4.75 KODIAK(3-1/2API-IF F/100K SW,TB)	\$7,869.76 C
400-2863	20-4.75 KODIAK(3-1/2API-IF F/100K SW,TB)	\$8,629.76 C
400-2866	24-4.75 KODIAK(3-1/2API-IF F/100K SW,TB)	\$10,129.76 C
400-2869	28-4.75 KODIAK(3-1/2API-IF F/100K SW,TB)	\$12,529.76 C
400-2872	30-4.75 KODIAK(3-1/2API-IF F/100K SW,TB)	\$14,129.76 C
400-2875	34-4.75 KODIAK(3-1/2API-IF F/100K SW,TB)	\$16,629.76 C
400-2878	36-4.75 KODIAK(3-1/2API-IF F/100K SW,TB)	\$18,629.76 C
<b>Reamer Assembly with Swivel Clevis</b>		
400-2852	12-4.75 KODIAK(3-1/2API-IF F/30K SW,CL)	\$3,963.79 C
400-2855	14-4.75 KODIAK(3-1/2API-IF F/40K SW,CL)	\$5,076.28 C
400-2858	16-4.75 KODIAK (3-1/2API-IF F/100K SW,CL)	\$6,977.76 C
400-2861	18-4.75 KODIAK(3-1/2API-IF F/100K SW,CL)	\$8,042.76 C
400-2864	20-4.75 KODIAK(3-1/2API-IF F/100K SW,CL)	\$8,802.76 C
400-2867	24-4.75 KODIAK(3-1/2API-IF F/100K SW,CL)	\$10,302.76 C
400-2870	28-4.75 KODIAK(3-1/2API-IF F/100K SW,CL)	\$12,702.76 C
400-2873	30-4.75 KODIAK(3-1/2API-IF F/100K SW,CL)	\$14,302.76 C
400-2876	34-4.75 KODIAK(3-1/2API-IF F/100K SW,CL)	\$16,802.76 C
400-2879	36-4.75 KODIAK(3-1/2API-IF F/100K SW,CL)	\$18,802.76 C
<b>ROCKMASTER BACKREAMERS</b>		
<b>5.75" Shaft</b>		
190-1397	10-5.75 ROCKMASTER TCI 3.5APIM	\$10,954.23 B
190-1398	10-5.75 ROCKMASTER MT 3.5APIM	\$9,697.80 B
190-1399	12-5.75 ROCKMASTER TCI 3.5APIM	\$11,600.07 B
190-1400	12-5.75 ROCKMASTER MT 3.5APIM	\$10,412.76 B
190-1401	14-5.75 ROCKMASTER TCI 3.5APIM	\$12,411.16 B
190-1402	14-5.75 ROCKMASTER MT 3.5APIM	\$10,830.46 B

Supersedes All Previous Price Lists---Prices Subject to Change Without Notice

The Charles Machine Works, Inc.; PO Box 66; Perry, OK 73077

(JT100M1 T4 (final) - 446)



CONFIDENTIAL

JT100M1 T4 (final)

**SUGGESTED PRICE LIST  
(F.O.B. PERRY, OKLAHOMA)**

Effective August 1, 2017

PART NO.	DESCRIPTION	MSRP (USD)
<b>ROCKMASTER BACKREAMERS (Continued)</b>		
<b>8.0" Shaft</b>		
190-1405	16-8 ROCKMASTR TCI 500 3.27-4F	\$31,298.54 B
190-1406	16-8 ROCKMASTR TCI 700 3.27-4F	\$32,237.50 B
190-1407	18-8 ROCKMASTR TCI 500 3.27-4F	\$34,297.87 B
190-1408	18-8 ROCKMASTR TCI 700 3.27-4F	\$34,297.87 B
190-1409	20-8 ROCKMASTR TCI 500 3.27-4F	\$36,939.93 B
190-1410	20-8 ROCKMASTR TCI 700 3.27-4F	\$36,939.93 B
190-1411	22-8 ROCKMASTR TCI 500 3.27-4F	\$37,869.65 B
190-1412	22-8 ROCKMASTR TCI 700 3.27-4F	\$39,005.74 B
<b>STABILIZERS</b>		
400-3023	10" STABILIZER (3 1/2 API-IF,F/M)	\$2,259.43 C
400-3024	12" STABILIZER (3 1/2 API-IF,F/M)	\$2,341.34 C
400-3025	14" STABILIZER (3 1/2 API-IF,F/M)	\$2,484.57 C
400-3026	16" STABILIZER (3 1/2 API-IF,F/M)	\$2,521.49 C
400-3027	18" STABILIZER (3 1/2 API-IF,F/M)	\$2,709.25 C
<b>BACKREAMER SWIVELS and TABS</b>		
<b>Swivels</b>		
190-2364	30K SWIVEL KIT (30K TAB)	\$680.57 C
190-2363	30K SWIVEL KIT (30K CLEVIS)	\$749.03 C
190-2366	40K SWIVEL KIT (40K TAB)	\$1,108.57 C
190-2365	40K SWIVEL KIT (40K CLEVIS)	\$1,261.52 C
190-2368	100K SWIVEL KIT (100K TAB)	\$1,965.00 C
190-2367	100K SWIVEL KIT (100K CLEVIS)	\$2,138.00 C
369-971	40K SWIVEL ASSEMBLY	\$1,648.88 C
400-748	40K SWIVEL ASSEMBLY	\$1,682.88 C
300-1157	30K SWIVEL CLEVIS/TAB	\$1,537.33 C
400-221	40K SOCKET SWIVEL	\$1,688.11 C
400-759	40K BCN SWVL 40K SOC F/40K TAB	\$3,335.38 C
401-294	40K SWIVEL DOUBLE CLEVIS	\$1,563.88 C
369-972	70K SWIVEL	\$3,976.48 C
<b>Pull Tabs</b>		
369-122	PULL TAB 3.27-4 F/M PULL TAB	\$462.18 C
369-123	PULL TAB 3.27-4 M/M PULL TAB	\$455.05 C
369-854	PULL TAB 70K CLEVIS/40K TAB	\$402.84 C
190-2615	30K TAB KIT	\$232.90 C
190-2616	40K TAB KIT	\$279.73 C
190-2617	100K TAB KIT	\$435.98 C
400-2519	PULL TAB (3.5 M API-IF/100K)	\$398.50 C



CONFIDENTIAL

JT100M1 T4 (final)

**SUGGESTED PRICE LIST  
(F.O.B. PERRY, OKLAHOMA)**

Effective August 1, 2017

PART NO.	DESCRIPTION	MSRP (USD)
<b>CONNECTORS and ADAPTERS</b>		
908-5188	ADAPTER 3.27-4F x2.88 API REGM	\$625.25 C
400-2230	ADAPTER (3.5F API-IF / 3.27-4M)	\$442.50 C
369-112	4.75 SLANT FACE ADAPTER	\$1,711.05 C
368-742	CONNECTOR 3.27-4 M/3.27-4 M	\$929.26 C
401-255	CONNECTOR 3.27-4F/2.88API IF M	\$647.92 C
401-256	CONNECTOR 3.27-4F/3.5API REG M	\$650.27 C
369-089	CONNECTOR 3.5 API-M/10K RSC-M	\$549.73 C
369-472	CONNECTOR 3.5API F/3.27-4API F	\$426.44 C
368-813	EZ-CONNECT BOX 3.50-4 X 3.27-4	\$563.45 C
400-1480	(EZ-CONNECT BOX 3.50-4F EZ/3.5-4M I.F.)	\$576.80 C
<b>QUICK WRENCH JAWS</b>		
400-705	6.5" TRI-CONE WRENCH JAW (2.0" THK)	\$471.00 C
<b>PULLING ACCESSORIES</b>		
110-987	7/8" ANCHOR SHACKLE (1" PIN)	\$37.15 C
110-847	CLEVIS (1")	\$81.95 C
111-018	CLEVIS (1-1/4")	\$65.50 C
111-019	CLEVIS (1-1/2")	\$197.76 C
906-2627	Trihawk I Pullback Assembly 16-40k	\$119.00 C
906-2523	Trihk III Pull Back Tooth Kit 24-40K Lbs	\$74.80 C
906-2625	Trihawk V Pullback Ass'y 24-40k Drills	\$125.00 C
<b>Pulling Grip</b>		
185-917	PULLING GRIP (3/4"-1 1/4")	\$56.28 C
185-918	PULLING GRIP (1 1/4"-2")	\$58.04 C
185-919	PULLING GRIP (2"-2 3/4")	\$62.58 C
185-920	PULLING GRIP (2 3/4"-3 1/2")	\$67.66 C
185-921	PULLING GRIP (3 1/2"-4 1/4")	\$74.49 C
<b>Heavy Duty Pulling Grip</b>		
185-922	PULLING GRIP (3/4"-1 1/4")PLASTIC COATED	\$76.81 C
185-923	PULLING GRIP (1 1/4"-2")PLASTIC COATED	\$85.87 C
185-924	PULLING GRIP (2"-2 3/4")PLASTIC COATED	\$108.61 C
185-925	PULLING GRIP (2 3/4"-3 1/2")PLASTIC COAT	\$131.34 C
185-926	PULLING GRIP (3 1/2"-4 1/4")PLASTIC COAT	\$157.82 C
<b>Pulling Grip with Swivel</b>		
185-904	PULLING GRIP (1-1/4" TO 2") W / SWVL	\$86.97 C
185-906	PULLING GRIP (2" TO 2-3/4") W / SWVL	\$119.20 C
185-907	PULLING GRIP (2-3/4"TO 3-1/2") W / SWVL	\$135.75 C
185-913	PULLING GRIP (3-1/2"TO 4-1/4") W / SWVL	\$149.00 C
185-914	PULLING GRIP (4-1/4"TO 4-3/4") W / SWVL	\$166.66 C

Supersedes All Previous Price Lists---Prices Subject to Change Without Notice

The Charles Machine Works, Inc.; PO Box 66; Perry, OK 73077

(JT100M1 T4 (final) - 448)



CONFIDENTIAL

JT100M1 T4 (final)

**SUGGESTED PRICE LIST  
(F.O.B. PERRY, OKLAHOMA)**

**Effective August 1, 2017**

**PART NO. DESCRIPTION**

**MSRP (USD)**

**SPECIAL PAINT**

Special color charge is per each unit - specify color code. (If first time color order, please provide 2"x3" color chip.)

From the time of confirmation, any special paint order is non-cancelable and non-returnable.

Please allow 30 days from time of order to delivery.

Orders with less than 30 days from order to delivery are subject to applicable surcharge(s).

Prices do not include the application of special or branded paints; i.e.) DuPont, Sherwin-Williams, PPG, metallic or base coat / clear coat.

Charges do not include price of paint.

Call for Pricing A



CONFIDENTIAL

AT100 T3

Changes since the July 1, 2017 price list:

Effective August 1, 2017

• Added:

190-1969 6" AIR HAMMER KIT (AT100 / 200 GPM)  
400-2741 6.5-RMO-700 (IADC 727)  
400-2735 18X5 ROCKMONSTER (3-1/2" API-IF, F/F)  
400-2736 20X6 ROCKMONSTER (3-1/2" API-IF, F/F)  
400-2737 22X6 ROCKMONSTER (3-1/2" API-IF, F/F)  
400-1647 24X6 ROCKMONSTER (3-1/2" API-IF, F/F)



CONFIDENTIAL

AT100 T3

**SUGGESTED PRICE LIST  
(F.O.B. PERRY, OKLAHOMA)**

Effective August 1, 2017

PART NO.	DESCRIPTION	MSRP (USD)
----------	-------------	------------

**STANDARD UNIT**

The **Ditch Witch® JT100 All Terrain Jet Trac®** drilling system is a self-contained, surface launched, fluid assisted, mechanical drilling system. The basic unit includes the following:

- Deutz model TCD2013L06-2V water cooled, turbocharged diesel engine (268 gross hp)  
EPA Tier 3, EU Stage IIIA compliant
- Rack and Pinion drill frame and carriage
- Electrical strike system (module and barriers)
- Fluid pump
- Rubber tracks
- Pipe loader
- Spindle brake
- Open vise breakout system
- Ship Kit - Includes the following:
  - Drill pipe wiper seal
  - Copper thread compound with brush
  - Tip cleaner set
  - Voltage stake
  - Downhole tool wrench set

The AT100 was designed to be a customer selected unit. Options include the following:

- Operator's station
- Anchor system
- Crane/Hoist
- Fluid mixing systems

If you select a standard machine configuration, you must also order the "shipped with" items listed below.

From time of confirmation any unit ordered less hoist, enclosed cab, or any combination thereof, will be non-cancelable and non-returnable.

**BASIC UNIT**

<b>022-1148</b>	AT100 LRC	\$505,737.95	T
	Shipped with: 190-2644 SHIPPING KIT	\$2,997.30	C
	350-2216 ASSY, TIER 3 CAB W/ HT/AIR R&P AT100	\$31,384.67	T
	350-1277 ASSY, TIER 3 ENGINE SUB W/HEAT & AIR	\$617.44	T
	350-4794 JT100 ANCHOR SYSTEM LAYOUT	\$17,850.00	T
	350-2882 AT100 HIGH CAPACITY MUD PUMP SUB	\$61,431.84	T
	350-2405 PIPE LOADER W/GREASE	\$45,061.73	T
	350-2054 FRONT WRENCH SUB ASSY W/GREASE	\$19,821.86	T
		\$684,902.79	

**Hydra Tong Assembly (Select one)**

400-2638	HYDRA-TONG (4.25" - 5" OD)	(select 110V 60Hz)	\$8,300.00	D
400-2703	HYDRA-TONG (3-5/8" - 5" OD) CE	(select 220V 50Hz)	\$8,650.00	D

**STABILIZER PADS (Select one)**

350-1913	STABILIZER PADS	\$2,282.00	T
----------	-----------------	------------	---

Supersedes All Previous Price Lists---Prices Subject to Change Without Notice

The Charles Machine Works, Inc.; PO Box 66; Perry, OK 73077

(AT100 T3 - 451)





CONFIDENTIAL

AT100 T3

**SUGGESTED PRICE LIST  
(F.O.B. PERRY, OKLAHOMA)**

Effective August 1, 2017

PART NO.	DESCRIPTION	MSRP (USD)	
<b>PIPE LOADER (Select one)</b>			
350-2405	PIPE LOADER W/GREASE	\$45,061.73	T
<b>FRONT WRENCH (Select one)</b>			
350-2054	FRONT WRENCH SUB ASSY W/GREASE	\$19,821.86	T
<b>ON-BOARD FLUID (Select one)</b>			
350-2882	AT100 HIGH CAPACITY MUD PUMP SUB	\$61,431.84	T
<b>OPERATOR'S STATION (Select one)</b>			
350-2216	ASSY, TIER 3 CAB W/ HT/AIR R&P AT100	\$31,384.67	T
	Shipped with: 350-1277 ASSY, TIER 3 ENGINE SUB W/HEAT & AIR	\$617.44	T
		\$32,002.11	T
<b>DECAL KITS – AT100 (Select one)</b>			
270-1483	AT/JT100 PRODUCTION DECAL KIT EN	\$87.50	C
<b>TRANSLATION DECALS – (Select if translation needed)</b>			
270-2216	AT/JT100 PROD. DECAL KIT DU	\$179.54	C
270-2212	AT/JT100 PROD. DECAL KIT FR	\$179.54	C
270-2213	AT/JT100 PROD. DECAL KIT GR	\$179.54	C
270-2214	AT/JT100 PROD. DECAL KIT IT	\$179.54	C
270-2215	AT/JT100 PROD. DECAL KIT SP	\$179.54	C
270-2211	AT/JT100 INTL. ISO DECAL KIT	\$83.90	C
		\$263.44	C
<b>NOTE: ISO decals will be shipped with all translation decals and any basic unit shipped outside the United States.</b>			
<b>LOADER/DRIVER (Select one)</b>			
324-754	LOADER/DRIVER	\$44,838.94	T
	Shipped with: 270-5950 JT100 PIPE BOX LOADER PROD COMMON KIT	\$92.50	C
		\$44,931.44	
605-746	TIER 3 W/O DRIVER/LOADER	\$499.68	T
<b>PIPE BOX LOADER DECAL KITS (Select one)</b>			
270-5951	JT100 PIPE BOX LOADER PROD KIT	\$83.95	C
<b>TRANSLATION DECALS – (Select if translation needed)</b>			
270-5958	JT100 PIPE BOX LOADER PROD KIT FR	\$117.86	C
270-5959	JT100 PIPE BOX LOADER PROD KIT GR	\$117.86	C
270-5960	JT100 PIPE BOX LOADER PROD KIT IT	\$117.86	C
270-5961	JT100 PIPE BOX LOADER PROD KIT SP	\$117.86	C
270-5952	JT100 PIPE BOX LOADER ISO KIT	\$65.10	C
		\$266.91	C
<b>NOTE: ISO decals will be shipped with all translation decals and any basic unit shipped outside the United States.</b>			



CONFIDENTIAL

AT100 T3

**SUGGESTED PRICE LIST  
(F.O.B. PERRY, OKLAHOMA)**

Effective August 1, 2017

PART NO.	DESCRIPTION	MSRP (USD)
<b>ANCHOR SYSTEM (Select one)</b>		
350-4794	JT100 ANCHOR SYSTEM LAYOUT	\$17,850.00 T
<b>ANCHOR AUGERS (Select one)</b>		
190-2707	DIRT ANCHOR KIT	2 required \$1,210.25 \$2,420.50 C
190-2706	JT100 HD ROCK ANCHOR KIT	2 required \$1,287.50 \$2,575.00 C
<b>ORANGE INTEL™ OPTIONS (Select one)</b>		
350-5371	GPS ONLY FOR GPS-READY	\$530.00 D
<b>Note: Equipment Registration Activates GPS and Telematics Boxes</b>		
<b>ORANGE INTEL™ SERVICE PLAN OPTIONS (Optional)</b>		
240-1118	1 Year Data Service Plan GPS ONLY	\$299.40 A
<b>Note: Sold in One Year Increments</b>		
<b>ACCESSORIES</b>		
100-794	GROUNDING KIT (Required if not using anchor system)	\$942.05 C
190-1548	JT CONVERSION KIT (AT100 PP)	\$3,141.06 C
190-2244	JT CONVERSION KIT (AT100 PPF)	\$3,141.06 C
190-1486	AT100 PIPE BOX ASSY (pipe quantity = 12)	\$4,166.45 C
303-941	PIPE BOX ASSY JT100 (pipe quantity = 12)	\$3,904.32 C
190-2116	JT/AT100 T3 UPTIME KIT	\$1,820.00 B
<b>ENVIRONMENTAL HYDRAULIC OIL</b>		
256-030	ENVIROMENTAL HYD OIL (MOBILE)	85 required \$49.53 \$4,210.05 A
274-672	ENVIRO HYDRAULIC RESERVOIR	\$7.43 C
712-672	ENVIRO HYDRAULIC RESERVOIR DU	\$15.50 C
702-672	ENVIRO HYDRAULIC RESERVOIR FR	\$15.50 C
704-672	ENVIRO HYDRAULIC RESERVOIR GR	\$15.50 C
710-672	ENVIRO HYDRAULIC RESERVOIR IT	\$15.50 C
706-672	ENVIRO HYDRAULIC RESERVOIR SP	\$15.50 C
708-672	ENVIRO HYDRAULIC RESERVOIR SW	\$15.50 C
<b>TRACKING ELECTRONICS</b>		
<b>See Ditch Witch® Electronics Price List</b>		



CONFIDENTIAL

AT100 T3

**SUGGESTED PRICE LIST  
(F.O.B. PERRY, OKLAHOMA)**

Effective August 1, 2017

PART NO.	DESCRIPTION	MSRP (USD)
<b>DOWNHOLE TOOLS</b>		
For nozzle placement, size and angle, reference the Downhole Tools Parts Book.		
<b>DRILL PIPE</b>		
355-1050	JT100AT UFE PIPE ASSEMBLY	each \$1,540.30 D
355-1200	POWER PIPE HD UL 3.63 X 4.00 3.27-4 4.5M	each \$795.00 D
	Shipped with: 190-1548 JT CONVERSION KIT (AT100 PP)	\$3,141.06 C
355-1133	HIWS1 PIPE 3.50 X 3.63 #800 15'	each \$745.00 D
	Shipped with: 190-2244 JT CONVERSION KIT (AT100 PPF)	\$3,141.06 C
<b>QUICK CONNECT SYSTEMS</b>		
<b>EZ CONNECT</b>		
400-1674	TRANSITION SUB EZ CONNECT 2	\$1,735.00 C
400-2260	EZ-CONNECT ASS'Y (800M / 3.5M EZ)	\$1,755.00 C
<b>TRANSITION SUBS</b>		
400-1383	TRANSITION SUB	\$1,193.77 C
	Shipped with: 400-1404 INNER ROD SUPPORT BLOCK	\$102.31 C
		\$1,296.08 C
369-222	TRANSITION SUB PIN TO PIN	\$1,544.67 C
400-1479	TRANSITION SUB (3.27-4M/3.5-4IF M)	\$1,543.97 C
400-2258	TRANSITION SUB (800M / 3.27-4M)	\$1,499.00 C
400-2257	TRANSITION SUB (800M / 3-1/2M I.F.)	\$1,499.00 C
<b>ROCK DRILLING TOOLS</b>		
400-1488	5.0" ROCKMASTER TOOL 86B 2 DEG, AT100	\$8,030.30 C
<b>BEACON HOUSINGS</b>		
400-1423	4.75 86BHL SL HF3.5IF-4F/6-20MM	\$5,518.30 C
400-1426	4.75 86BHL SL HF 3.5IF -4F/3.5IF -4F	\$2,628.87 C
906-5354	4.25" TRIHAWK HD HSG HF / 86B / 2.88 REG	\$4,712.79 C
906-5356	4.75" TriHawk Assy / BHL	\$5,520.81 C
906-5357	4.75 TRIHAWK HD/6H-20MM/DW/3-1/2 API, IF	\$6,301.83 C
908-5290	4.75 UNIVERSAL HOUSING	\$3,991.05 C
<b>AIR HAMMER</b>		
190-1701	AIR HAMMER, 6" (100)	\$22,500.00 C
190-1969	6" AIR HAMMER KIT (AT100 / 200 GPM)	\$25,327.04 C
400-1451	6-1/2" Q6 W/ SPHERICAL INSERTS	\$872.41 C
400-1452	6-1/2" Q6 CONVEX W/ SPHERICAL INS	\$872.41 C
400-1454	6-1/2" Q6 CONVEX W/SEMI BALLISTIC INS	\$872.41 C
400-1455	6-1/2" Q6 CONVEX W/BALLISTIC INSERTS	\$872.41 C

**SUGGESTED PRICE LIST  
(F.O.B. PERRY, OKLAHOMA)**

Effective August 1, 2017

PART NO.	DESCRIPTION	MSRP (USD)
----------	-------------	------------

**DRILL BITS**

	5.2	6/20	100	10	
Bit Width	Hole Qty.	Bolt Size	Thickness	Bend Angle	
5.2" (132 mm)	6	20	1.0" (25mm)	00	
6.4" (162 mm)				10	
7.8" (198 mm)					

**6 HOLE BITS****Baracuda Bit**

369-500	5.2-6/20-1-10 BARRACUDA BIT	\$220.67	C
369-504	6.4-6/20-1-10 BARRACUDA BIT	\$232.45	C
369-508	7.8-6/20-1-10 BARRACUDA BIT	\$248.52	C

**Durabit**

368-980	5.2-6/20-1-00 DURABIT	\$497.04	C
368-982	6.4-6/20-1-00 DURABIT	\$502.39	C
368-984	7.8-6/20-1-00 DURABIT	\$492.96	C

**Hard Surface Bit**

400-1653	5-6/20-1-10 HARD SURFACE BIT	\$125.00	C
----------	------------------------------	----------	---

**Sewer Bit**

400-022	5.5-6/20-1-00 SEWER BIT	\$248.56	C
400-021	5.5-6/20-1-00 BC SEWER BIT	\$160.00	C

**Steep Taper Bit**

369-486	5.2-6/20-1-00 STEEP BIT	\$220.67	C
369-490	6.4-6/20-1-00 STEEP BIT	\$220.67	C

**Tornado Bit**

400-1939	5-6/20-1-10 TORNADO BIT	\$353.55	C
400-1941	6.5-6/20-1-10 TORNADO BIT	\$363.18	C
400-1901	8-6/20-1-10 TORNADO BIT	\$425.00	C

**Tuff Bit**

369-739	5-6/20-1-10 TUFF BIT	\$280.00	C
369-741	6.5-6/20-1-10 TUFF BIT	\$398.00	C
369-743	8-6/20-1-10 TUFF BIT	\$340.00	C
400-431	6-6/20-1-10 ST TUFF BIT	\$690.00	C

**TRIHAWK BITS**

906-5026	Trihk I Bit Assy 50-100K Lbs w/Teeth	\$4,547.36	C
906-5119	TriHawk III / 6.6/ 4.0 HSG/ 50-100K Drll	\$3,005.58	C
906-5130	TriHawk IV / 6.6/ 4.0 HSG/ 50-100K Drlls	\$2,821.17	C
906-5171	TriHawk V / 5.7/ 4.0 HSG/ 50-100K Drills	\$2,230.43	C
906-5296	4.25" TriHawk Drt Bit Adapter/ V6 1/4-10	\$781.02	C

**DRILLING BITS**

369-429	6.5 GLACIER BIT	\$4,732.00	C
---------	-----------------	------------	---



CONFIDENTIAL

AT100 T3

**SUGGESTED PRICE LIST  
(F.O.B. PERRY, OKLAHOMA)**

Effective August 1, 2017

PART NO.	DESCRIPTION	MSRP (USD)
<b>DRILL HEADS - ROCK</b>		
401-361	6.50 HDS-3	\$6,900.00 D
401-346	6.50" TRI-CONE BIT HDX-30	\$7,875.00 D
400-1812	6.50 TRI-CONE BIT (XR50)	\$9,895.00 D
400-2521	6.50-DWM-200 (211)	\$1,350.00 D
400-2318	6.5-DWS-500 (537)	\$4,253.00 D
400-2320	6.5-RMS-500 (537)	\$4,531.00 D
400-2516	6.5-RMS-600 (637)	\$4,531.00 D
400-2741	6.5-RMO-700 (IADC 727)	\$4,955.20 D
400-2973	6-1/2" PIRANHA BIT (3-1/2" API-REG)	\$1,220.00 C
400-683	7.0 SOFT FORMATION BIT	\$3,199.67 C
<b>BACKREAMERS BEAVERTAIL HD</b>		
<b>NOTE: Select appropriate thread-in option below.</b>		
<b>4.75" Shaft</b>		
400-2524	12-4.75 BVT RMR (3-1/2 API-IF, F/F)	\$2,505.00 C
400-2525	14-4.75 BVT RMR (3-1/2 API-IF, F/F)	\$2,718.00 C
400-2526	16-4.75 BVT RMR (3-1/2 API-IF, F/F)	\$2,999.00 C
400-2527	18-4.75 BVT RMR (3-1/2 API-IF, F/F)	\$3,295.00 C
400-2528	20-4.75 BVT RMR (3-1/2 API-IF, F/F)	\$3,650.00 C
400-2529	24-4.75 BVT RMR (3-1/2 API-IF, F/F)	\$3,965.00 C
400-2530	28-4.75 BVT RMR (3-1/2 API-IF, F/F)	\$4,286.97 C
400-2531	30-4.75 BVT RMR (3-1/2 API-IF, F/F)	\$4,825.00 C
400-2532	34-4.75 BVT RMR (3-1/2 API-IF, F/F)	\$5,825.00 C
400-2533	36-4.75 BVT RMR (3-1/2 API-IF, F/F)	\$6,195.00 C
400-2534	38-4.75 BVT RMR (3-1/2 API-IF, F/F)	\$7,195.00 C
400-2535	40-4.75 BVT RMR (3-1/2 API-IF, F/F)	\$8,195.00 C
400-2536	42-4.75 BVT RMR (3-1/2 API-IF, F/F)	\$9,195.00 C
<b>WARTHOG™ HD 2-7/8</b>		
<b>NOTE: Select appropriate thread-in option below.</b>		
<b>4.75" Shaft</b>		
400-2447	12" - 4.75" WARTHOG HD (3.5" API-IF F-F)	\$2,600.00 C
400-2448	14" - 4.75" WARTHOG HD (3.5" API-IF F-F)	\$2,950.00 C
400-2449	16" - 4.75" WARTHOG HD (3.5" API-IF F-F)	\$3,295.00 C
400-2450	18" - 4.75" WARTHOG HD (3.5" API-IF F-F)	\$3,595.00 C
400-2451	20" - 4.75" WARTHOG HD (3.5" API-IF F-F)	\$4,025.00 C
400-2452	24" - 4.75" WARTHOG HD (3.5" API-IF F-F)	\$4,495.00 C
400-2453	28" - 4.75" WARTHOG HD (3.5" API-IF F-F)	\$5,100.00 C
400-2454	30" - 4.75" WARTHOG HD (3.5" API-IF F-F)	\$5,600.00 C
400-2455	34" - 4.75" WARTHOG HD (3.5" API-IF F-F)	\$6,350.00 C
400-2456	36" - 4.75" WARTHOG HD (3.5" API-IF F-F)	\$7,450.00 C

**SUGGESTED PRICE LIST  
(F.O.B. PERRY, OKLAHOMA)**

Effective August 1, 2017

PART NO.	DESCRIPTION	MSRP (USD)
<b>FLUTED HD</b>		
<b>4.75" Shaft</b>		
<b>Reamer Only</b>		
<b>NOTE: Must select appropriate swivel kit option below.</b>		
400-2491	12-4.75 FLUTED HD(3 1/2 API-IF,F/30K FLG	\$2,591.08 C
400-2492	14-4.75 FLUTED HD(3 1/2 API-IF,F/100K FL	\$2,644.90 C
400-2493	16-4.75 FLUTED HD(3 1/2 API-IF,F/100K FL	\$3,097.51 C
400-2494	18-4.75 FLUTED HD(3 1/2 API-IF,F/100K FL	\$3,338.33 C
400-2495	20-4.75 FLUTED HD(3 1/2 API-IF,F/100K FL	\$4,400.88 C
400-2496	22-4.75 FLUTED HD(3 1/2 API-IF,F/100K FL	\$5,644.03 C
400-2497	24-4.75 FLUTED HD(3 1/2 API-IF,F/100K FL	\$6,260.11 C
400-2498	26-4.75 FLUTED HD(3 1/2 API-IF,F/100K FL	\$7,379.99 C
<b>Reamer Assembly with Tab</b>		
400-2940	12-4.75 FLUTED(3-1/2API-IF F/30K TAB)	\$2,988.74 C
400-2943	14-4.75 FLUTED(3-1/2API-IF F/100K TAB)	\$3,192.74 C
400-2946	16-4.75 FLUTED(3-1/2API-IF F/100K TAB)	\$3,673.03 C
400-2949	18-4.75 FLUTED(3-1/2API-IF F/100K TAB)	\$3,939.07 C
400-2952	20-4.75 FLUTED(3-1/2API-IF F/100K TAB)	\$5,001.62 C
400-2955	22-4.75 FLUTED(3-1/2API-IF F/100K TAB)	\$5,849.69 C
400-2958	24-4.75 FLUTED(3-1/2API-IF F/100K TAB)	\$6,860.85 C
400-2961	26-4.75 FLUTED(3-1/2API-IF F/100K TAB)	\$7,980.73 C
<b>Reamer Assembly with Swivel Tab</b>		
400-2938	12-4.75 FLUTED(3-1/2API-IF F/30K SW,TB)	\$3,436.41 C
400-2941	14-4.75 FLUTED(3-1/2API-IF F/100K SW,TB)	\$4,721.76 C
400-2944	16-4.75 FLUTED(3-1/2API-IF F/100K SW,TB)	\$5,270.73 C
400-2947	18-4.75 FLUTED(3-1/2API-IF F/100K SW,TB)	\$5,468.09 C
400-2950	20-4.75 FLUTED(3-1/2API-IF F/100K SW,TB)	\$6,530.64 C
400-2953	22-4.75 FLUTED(3-1/2API-IF F/100K SW,TB)	\$7,378.71 C
400-2956	24-4.75 FLUTED(3-1/2API-IF F/100K SW,TB)	\$8,389.87 C
400-2959	26-4.75 FLUTED(3-1/2API-IF F/100K SW,TB)	\$9,509.75 C
<b>Reamer Assembly with Swivel Clevis</b>		
400-2939	12-4.75 FLUTED(3-1/2API-IF F/30K SW,CL)	\$3,504.87 C
400-2942	14-4.75 FLUTED(3-1/2API-IF F/100K SW,CL)	\$4,894.76 C
400-2945	16-4.75 FLUTED(3-1/2API-IF F/100K SW,CL)	\$5,447.27 C
400-2948	18-4.75 FLUTED(3-1/2API-IF F/100K SW,CL)	\$5,641.09 C
400-2951	20-4.75 FLUTED(3-1/2API-IF F/100K SW,CL)	\$6,703.64 C
400-2954	22-4.75 FLUTED(3-1/2API-IF F/100K SW,CL)	\$7,551.71 C
400-2957	24-4.75 FLUTED(3-1/2API-IF F/100K SW,CL)	\$8,562.87 C
400-2960	26-4.75 FLUTED(3-1/2API-IF F/100K SW,CL)	\$9,682.75 C



CONFIDENTIAL

AT100 T3

**SUGGESTED PRICE LIST  
(F.O.B. PERRY, OKLAHOMA)**

Effective August 1, 2017

PART NO.	DESCRIPTION	MSRP (USD)
<b>KODIAK™ HD</b>		
<b>4.75" Shaft</b>		
<b>Reamer Only</b>		
<b>NOTE: Must select appropriate swivel kit option below.</b>		
400-2588	12-4.75 KODIAK (3-1/2 API-IF, F/30K FLG)	\$3,050.00 C
400-2589	14-4.75 KODIAK (3-1/2 API-IF, F/40K FLG)	\$3,650.00 C
400-2590	16-4.75 KODIAK (3-1/2 API-IF, F/100K FLG)	\$4,675.00 C
400-2591	18-4.75 KODIAK (3-1/2 API-IF, F/100K FLG)	\$5,740.00 C
400-2592	20-4.75 KODIAK (3-1/2 API-IF, F/100K FLG)	\$6,500.00 C
400-2593	24-4.75 KODIAK (3-1/2 API-IF, F/100K FLG)	\$8,000.00 C
400-2594	28-4.75 KODIAK (3-1/2 API-IF, F/100K FLG)	\$10,400.00 C
400-2595	30-4.75 KODIAK (3-1/2 API-IF, F/100K FLG)	\$12,000.00 C
400-2596	34-4.75 KODIAK (3-1/2 API-IF, F/100K FLG)	\$14,500.00 C
400-2597	36-4.75 KODIAK (3-1/2 API-IF, F/100K FLG)	\$16,500.00 C
<b>Reamer Assembly with Tab</b>		
400-2853	12-4.75 KODIAK(3-1/2API-IF F/30K TAB)	\$3,447.66 C
400-2856	14-4.75 KODIAK(3-1/2API-IF F/40K TAB)	\$4,094.49 C
400-2859	16-4.75 KODIAK(3-1/2API-IF F/100K TAB)	\$5,275.74 C
400-2862	18-4.75 KODIAK(3-1/2API-IF F/100K TAB)	\$6,340.74 C
400-2865	20-4.75 KODIAK(3-1/2API-IF F/100K TAB)	\$7,100.74 C
400-2868	24-4.75 KODIAK(3-1/2API-IF F/100K TAB)	\$8,600.74 C
400-2871	28-4.75 KODIAK(3-1/2API-IF F/100K TAB)	\$11,000.74 C
400-2874	30-4.75 KODIAK(3-1/2API-IF F/100K TAB)	\$12,600.74 C
400-2877	34-4.75 KODIAK(3-1/2API-IF F/100K TAB)	\$15,100.74 C
400-2880	36-4.75 KODIAK(3-1/2API-IF F/100K TAB)	\$17,100.74 C
<b>Reamer Assembly with Swivel Tab</b>		
400-2851	12-4.75 KODIAK(3-1/2API-IF F/30K SW,TB)	\$3,895.33 C
400-2854	14-4.75 KODIAK(3-1/2API-IF F/40K SW,TB)	\$4,923.33 C
400-2857	16-4.75 KODIAK(3-1/2API-IF F/100K SW,TB)	\$6,804.76 C
400-2860	18-4.75 KODIAK(3-1/2API-IF F/100K SW,TB)	\$7,869.76 C
400-2863	20-4.75 KODIAK(3-1/2API-IF F/100K SW,TB)	\$8,629.76 C
400-2866	24-4.75 KODIAK(3-1/2API-IF F/100K SW,TB)	\$10,129.76 C
400-2869	28-4.75 KODIAK(3-1/2API-IF F/100K SW,TB)	\$12,529.76 C
400-2872	30-4.75 KODIAK(3-1/2API-IF F/100K SW,TB)	\$14,129.76 C
400-2875	34-4.75 KODIAK(3-1/2API-IF F/100K SW,TB)	\$16,629.76 C
400-2878	36-4.75 KODIAK(3-1/2API-IF F/100K SW,TB)	\$18,629.76 C
<b>Reamer Assembly with Swivel Clevis</b>		
400-2852	12-4.75 KODIAK(3-1/2API-IF F/30K SW,CL)	\$3,963.79 C
400-2855	14-4.75 KODIAK(3-1/2API-IF F/40K SW,CL)	\$5,076.28 C
400-2858	16-4.75 KODIAK (3-1/2API-IF F/100K SW,CL)	\$6,977.76 C
400-2861	18-4.75 KODIAK(3-1/2API-IF F/100K SW,CL)	\$8,042.76 C
400-2864	20-4.75 KODIAK(3-1/2API-IF F/100K SW,CL)	\$8,802.76 C
400-2867	24-4.75 KODIAK(3-1/2API-IF F/100K SW,CL)	\$10,302.76 C
400-2870	28-4.75 KODIAK(3-1/2API-IF F/100K SW,CL)	\$12,702.76 C
400-2873	30-4.75 KODIAK(3-1/2API-IF F/100K SW,CL)	\$14,302.76 C
400-2876	34-4.75 KODIAK(3-1/2API-IF F/100K SW,CL)	\$16,802.76 C
400-2879	36-4.75 KODIAK(3-1/2API-IF F/100K SW,CL)	\$18,802.76 C

Supersedes All Previous Price Lists---Prices Subject to Change Without Notice

The Charles Machine Works, Inc.; PO Box 66; Perry, OK 73077

(AT100 T3 - 458)





CONFIDENTIAL

AT100 T3

**SUGGESTED PRICE LIST  
(F.O.B. PERRY, OKLAHOMA)**

Effective August 1, 2017

PART NO.	DESCRIPTION	MSRP (USD)
<b>ROCKMONSTER BACKREAMERS</b>		
<b>3.75" Shaft</b>		
400-2993	10X4 ROCKMONSTER (2-7/8 API-R/40K TAB)	\$10,000.00 B
400-3036	12X4 ROCKMONSTER (2-7/8 API-R,F/40K TAB)	\$11,600.00 B
<b>4.75" Shaft</b>		
400-3037	14X4 ROCKMONSTER (3-1/2" API-IF, F/F)	\$11,700.00 B
400-3038	14X5 ROCKMONSTER (3-1/2" API-IF, F/F)	\$12,600.00 B
400-3039	16X5 ROCKMONSTER (3-1/2" API-IF, F/F)	\$15,250.00 B
400-2735	18X5 ROCKMONSTER (3-1/2" API-IF, F/F)	\$18,000.00 B
400-2736	20X6 ROCKMONSTER (3-1/2" API-IF, F/F)	\$21,000.00 B
400-2737	22X6 ROCKMONSTER (3-1/2" API-IF, F/F)	\$22,000.00 B
400-1647	24X6 ROCKMONSTER (3-1/2" API-IF, F/F)	\$24,000.00 B
<b>ROCKMASTER BACKREAMERS</b>		
<b>5.75" Shaft</b>		
190-1397	10-5.75 ROCKMASTER TCI 3.5APIM	\$10,954.23 B
190-1398	10-5.75 ROCKMASTER MT 3.5APIM	\$9,697.80 B
190-1399	12-5.75 ROCKMASTER TCI 3.5APIM	\$11,600.07 B
190-1400	12-5.75 ROCKMASTER MT 3.5APIM	\$10,412.76 B
190-1401	14-5.75 ROCKMASTER TCI 3.5APIM	\$12,411.16 B
190-1402	14-5.75 ROCKMASTER MT 3.5APIM	\$10,830.46 B
<b>8.0" Shaft</b>		
190-1405	16-8 ROCKMASTR TCI 500 3.27-4F	\$31,298.54 B
190-1406	16-8 ROCKMASTR TCI 700 3.27-4F	\$32,237.50 B
190-1407	18-8 ROCKMASTR TCI 500 3.27-4F	\$34,297.87 B
190-1408	18-8 ROCKMASTR TCI 700 3.27-4F	\$34,297.87 B
190-1409	20-8 ROCKMASTR TCI 500 3.27-4F	\$36,939.93 B
190-1410	20-8 ROCKMASTR TCI 700 3.27-4F	\$36,939.93 B
190-1411	22-8 ROCKMASTR TCI 500 3.27-4F	\$37,869.65 B
190-1412	22-8 ROCKMASTR TCI 700 3.27-4F	\$39,005.74 B
<b>STABILIZERS</b>		
400-3023	10" STABILIZER (3 1/2 API-IF,F/M)	\$2,259.43 C
400-3024	12" STABILIZER (3 1/2 API-IF,F/M)	\$2,341.34 C
400-3025	14" STABILIZER (3 1/2 API-IF,F/M)	\$2,484.57 C
400-3026	16" STABILIZER (3 1/2 API-IF,F/M)	\$2,521.49 C
400-3027	18" STABILIZER (3 1/2 API-IF,F/M)	\$2,709.25 C
<b>SWAB BACKREAMERS</b>		
<b>3.50" Shaft</b>		
400-2719	6.5" SWAB ASSEMBLY, 3.49-4	\$998.00 C



**SUGGESTED PRICE LIST  
(F.O.B. PERRY, OKLAHOMA)**

Effective August 1, 2017

PART NO.	DESCRIPTION	MSRP (USD)
<b>BACKREAMER SWIVELS and TABS</b>		
<b>Swivels</b>		
190-2364	30K SWIVEL KIT (30K TAB)	\$680.57 C
190-2363	30K SWIVEL KIT (30K CLEVIS)	\$749.03 C
190-2366	40K SWIVEL KIT (40K TAB)	\$1,108.57 C
190-2365	40K SWIVEL KIT (40K CLEVIS)	\$1,261.52 C
190-2368	100K SWIVEL KIT (100K TAB)	\$1,965.00 C
190-2367	100K SWIVEL KIT (100K CLEVIS)	\$2,138.00 C
369-971	40K SWIVEL ASSEMBLY	\$1,648.88 C
400-748	40K SWIVEL ASSEMBLY	\$1,682.88 C
400-1390	SWIVEL (3.44-4M SS AT/30K TAB)	\$1,427.51 C
300-1157	30K SWIVEL CLEVIS/TAB	\$1,537.33 C
400-221	40K SOCKET SWIVEL	\$1,688.11 C
400-759	40K BCN SWVL 40K SOC F/40K TAB	\$3,335.38 C
401-294	40K SWIVEL DOUBLE CLEVIS	\$1,563.88 C
369-972	70K SWIVEL	\$3,976.48 C
<b>PULL TABS</b>		
369-122	PULL TAB 3.27-4 F/M PULL TAB	\$462.18 C
369-123	PULL TAB 3.27-4 M/M PULL TAB	\$455.05 C
369-854	PULL TAB 70K CLEVIS/40K TAB	\$402.84 C
400-1386	3.44-4M SS AT/30K PULL TAB	\$452.28 C
190-2615	30K TAB KIT	\$232.90 C
190-2616	40K TAB KIT	\$279.73 C
190-2617	100K TAB KIT	\$435.98 C
400-2519	PULL TAB (3.5 M API-IF/100K)	\$398.50 C
<b>CONNECTORS and ADAPTERS</b>		
908-5188	ADAPTER 3.27-4F x2.88 API REGM	\$625.25 C
400-2230	ADAPTER (3.5F API-IF / 3.27-4M)	\$442.50 C
369-112	4.75 SLANT FACE ADAPTER	\$1,711.05 C
368-742	CONNECTOR 3.27-4 M/3.27-4 M	\$929.26 C
401-255	CONNECTOR 3.27-4F/2.88API IF M	\$647.92 C
401-256	CONNECTOR 3.27-4F/3.5API REG M	\$650.27 C
369-089	CONNECTOR 3.5 API-M/10K RSC-M	\$549.73 C
369-472	CONNECTOR 3.5API F/3.27-4API F	\$426.44 C
368-813	EZ-CONNECT BOX 3.50-4 X 3.27-4	\$563.45 C
400-1480	(EZ-CONNECT BOX 3.50-4F EZ/3.5-4M I.F.)	\$576.80 C
<b>WRENCH JAWS</b>		
400-749	4.50" QUICK WRENCH JAW	\$365.05 C
401-148	6.25" SOFT FORMATION WRENCH JAW	\$559.00 C
401-133	6.25" TRI-CONE WRENCH JAW (2.0" THK)	\$1,024.85 C
400-705	6.5" TRI-CONE WRENCH JAW (2.0" THK)	\$471.00 C



CONFIDENTIAL

AT100 T3

**SUGGESTED PRICE LIST  
(F.O.B. PERRY, OKLAHOMA)**

Effective August 1, 2017

PART NO.	DESCRIPTION	MSRP (USD)
<b>PULLING ACCESSORIES</b>		
110-987	7/8" ANCHOR SHACKLE (1" PIN)	\$37.15 C
110-847	CLEVIS (1")	\$81.95 C
111-018	CLEVIS (1-1/4")	\$65.50 C
111-019	CLEVIS (1-1/2")	\$197.76 C
906-2627	Trihawk I Pullback Assembly 16-40k	\$119.00 C
906-2523	Trihk III Pull Back Tooth Kit 24-40K Lbs	\$74.80 C
906-2625	Trihawk V Pullback Ass'y 24-40k Drills	\$125.00 C
<b>Pulling Grip</b>		
185-917	PULLING GRIP (3/4"-1 1/4")	\$56.28 C
185-918	PULLING GRIP (1 1/4"-2")	\$58.04 C
185-919	PULLING GRIP (2"-2 3/4")	\$62.58 C
185-920	PULLING GRIP (2 3/4"-3 1/2")	\$67.66 C
185-921	PULLING GRIP (3 1/2"-4 1/4")	\$74.49 C
<b>Heavy Duty Pulling Grip</b>		
185-922	PULLING GRIP (3/4"-1 1/4")PLASTIC COATED	\$76.81 C
185-923	PULLING GRIP (1 1/4"-2")PLASTIC COATED	\$85.87 C
185-924	PULLING GRIP (2"-2 3/4")PLASTIC COATED	\$108.61 C
185-925	PULLING GRIP (2 3/4"-3 1/2")PLASTIC COAT	\$131.34 C
185-926	PULLING GRIP (3 1/2"-4 1/4")PLASTIC COAT	\$157.82 C
<b>Pulling Grip with Swivel</b>		
185-904	PULLING GRIP (1-1/4" TO 2") W / SWVL	\$86.97 C
185-906	PULLING GRIP (2" TO 2-3/4") W / SWVL	\$119.20 C
185-907	PULLING GRIP (2-3/4"TO 3-1/2") W / SWVL	\$135.75 C
185-913	PULLING GRIP (3-1/2"TO 4-1/4") W / SWVL	\$149.00 C
185-914	PULLING GRIP (4-1/4"TO 4-3/4") W / SWVL	\$166.66 C

**SPECIAL PAINT**

Special color charge is per each unit - specify color code. (If first time color order, please provide 2"x3" color chip.)

From the time of confirmation, any special paint order is non-cancelable and non-returnable.

Please allow 30 days from time of order to delivery.

Orders with less than 30 days from order to delivery are subject to applicable surcharge(s).

Prices do not include the application of special or branded paints; i.e.) DuPont, Sherwin-Williams, PPG, metallic or base coat / clear coat.

Charges do not include price of paint.

Call for Pricing A



CONFIDENTIAL

**AT100 T4i**

Changes since the July 1, 2017 price list:

Effective August 1, 2017

• Added:

190-1969 6" AIR HAMMER KIT (AT100 / 200 GPM)  
400-2741 6.5-RMO-700 (IADC 727)  
400-2735 18X5 ROCKMONSTER (3-1/2" API-IF, F/F)  
400-2736 20X6 ROCKMONSTER (3-1/2" API-IF, F/F)  
400-2737 22X6 ROCKMONSTER (3-1/2" API-IF, F/F)  
400-1647 24X6 ROCKMONSTER (3-1/2" API-IF, F/F)



CONFIDENTIAL

AT100 T4i

**SUGGESTED PRICE LIST  
(F.O.B. PERRY, OKLAHOMA)**

Effective August 1, 2017

PART NO.	DESCRIPTION	MSRP (USD)
----------	-------------	------------

**STANDARD UNIT**

The **Ditch Witch® JT100 All Terrain Jet Trac®** drilling system is a self-contained, surface launched, fluid assisted, mechanical drilling system. The basic unit includes the following:

- Deutz model TCD 7.8L6 water cooled, turbocharged diesel engine (268 gross hp)  
EPA Tier 4i, EU Stage IIIB compliant
- Rack and Pinion drill frame and carriage
- Electrical strike system (module and barriers)
- Fluid pump
- Rubber tracks
- Pipe loader
- Spindle brake
- Open vise breakout system
- Ship Kit - Includes the following:
  - Drill pipe wiper seal
  - Copper thread compound with brush
  - Tip cleaner set
  - Voltage stake
  - Downhole tool wrench set

The AT100 was designed to be a customer selected unit. Options include the following:

- Operator's station
- Anchor system
- Crane/Hoist
- Fluid mixing systems

If you select a standard machine configuration, you must also order the "shipped with" items listed below.

From time of confirmation any unit ordered less hoist, enclosed cab, or any combination thereof, will be non-cancelable and non-returnable.

**BASIC UNIT**

<b>022-1071</b>	JT100 TIER 4i ASS'Y	\$531,377.62	T
	Shipped with: 190-2644 SHIPPING KIT	\$2,997.30	C
	350-2575 ASSY, TIER 4i CAB W/ HT/AIR R&P AT100	\$31,384.67	T
	350-2573 ASSY, TIER 4i ENGINE SUB W/HEAT & AIR	\$617.44	T
	350-4794 JT100 ANCHOR SYSTEM LAYOUT	\$17,850.00	T
	350-2882 AT100 HIGH CAPACITY MUD PUMP SUB	\$61,431.84	T
	350-2405 PIPE LOADER W/GREASE	\$45,061.73	T
	350-2054 FRONT WRENCH SUB ASSY W/GREASE	\$19,821.86	T
		\$710,542.46	

**Hydra Tong Assembly (Select one)**

400-2638	HYDRA-TONG (4.25" - 5" OD)	(select 110V 60Hz)	\$8,300.00	D
400-2703	HYDRA-TONG (3-5/8" - 5" OD) CE	(select 220V 50Hz)	\$8,650.00	D

**STABILIZER PADS (Select one)**

350-1913	STABILIZER PADS	\$2,282.00	T
----------	-----------------	------------	---



CONFIDENTIAL

AT100 T4i

**SUGGESTED PRICE LIST  
(F.O.B. PERRY, OKLAHOMA)**

Effective August 1, 2017

PART NO.	DESCRIPTION	MSRP (USD)
<b>PIPE LOADER (Select one)</b>		
350-2405	PIPE LOADER W/GREASE	\$45,061.73 T
<b>FRONT WRENCH (Select one)</b>		
350-2054	FRONT WRENCH SUB ASSY W/GREASE	\$19,821.86 T
<b>ON-BOARD FLUID (Select one)</b>		
350-2882	AT100 HIGH CAPACITY MUD PUMP SUB	\$61,431.84 T
<b>OPERATOR'S STATION (Select one)</b>		
350-2575	ASSY, TIER 4i CAB W/ HT/AIR R&P AT100	\$31,384.67 T
	Shipped with: 350-2573 ASSY, TIER 4i ENGINE SUB W/HEAT & AIR	\$617.44 T
		\$32,002.11 T
<b>DECAL KITS – AT100 (Select one)</b>		
270-5748	JT100 PROD DECAL KIT	\$135.00 C
<b>TRANSLATION DECALS – (Select if translation needed)</b>		
270-5750	JT100 PROD DECAL KIT FR	\$205.00 C
270-5751	JT100 PROD DECAL KIT GR	\$205.00 C
270-5752	JT100 PROD DECAL KIT IT	\$205.00 C
270-5753	JT100 PROD DECAL KIT SP	\$205.00 C
270-5749	JT100 ISO DECAL KIT	\$86.40 C
		\$291.40 C
<b>NOTE: ISO decals will be shipped with all translation decals and any basic unit shipped outside the United States.</b>		
<b>LOADER/DRIVER (Select one)</b>		
324-754	LOADER/DRIVER	\$44,838.94 T
	Shipped with: 270-5950 JT100 PIPE BOX LOADER PROD COMMON KIT	\$92.50 C
		\$44,931.44
350-2578	TIER 4 & 4i W/O DRIVER /LOADER	\$499.68 T
<b>PIPE BOX LOADER DECAL KITS (Select one)</b>		
270-5951	JT100 PIPE BOX LOADER PROD KIT	\$83.95 C
<b>TRANSLATION DECALS – (Select if translation needed)</b>		
270-5958	JT100 PIPE BOX LOADER PROD KIT FR	\$117.86 C
270-5959	JT100 PIPE BOX LOADER PROD KIT GR	\$117.86 C
270-5960	JT100 PIPE BOX LOADER PROD KIT IT	\$117.86 C
270-5961	JT100 PIPE BOX LOADER PROD KIT SP	\$117.86 C
270-5952	JT100 PIPE BOX LOADER ISO KIT	\$65.10 C
		\$266.91 C
<b>NOTE: ISO decals will be shipped with all translation decals and any basic unit shipped outside the United States.</b>		



CONFIDENTIAL

AT100 T4i

**SUGGESTED PRICE LIST  
(F.O.B. PERRY, OKLAHOMA)**

Effective August 1, 2017

PART NO.	DESCRIPTION	MSRP (USD)
----------	-------------	------------

**ANCHOR SYSTEM (Select one)**

350-4794	JT100 ANCHOR SYSTEM LAYOUT	\$17,850.00 T
----------	----------------------------	---------------

**ANCHOR AUGERS (Select one)**

190-2707	DIRT ANCHOR KIT	2 required	\$1,210.25	\$2,420.50 C
190-2706	JT100 HD ROCK ANCHOR KIT	2 required	\$1,287.50	\$2,575.00 C

**ORANGE INTEL™ OPTIONS (Select one)**

350-5371	GPS ONLY FOR GPS-READY	\$530.00 D
----------	------------------------	------------

**Note: Equipment Registration Activates GPS and Telematics Boxes****ORANGE INTEL™ SERVICE PLAN OPTIONS (Optional)**

240-1118	1 Year Data Service Plan GPS ONLY	\$299.40 A
----------	-----------------------------------	------------

**Note: Sold in One Year Increments****ACCESSORIES**

100-794	GROUNDING KIT	(Required if not using anchor system)	\$942.05 C
190-1548	JT CONVERSION KIT (AT100 PP)		\$3,141.06 C
190-2244	JT CONVERSION KIT (AT100 PPF)		\$3,141.06 C
190-1486	AT100 PIPE BOX ASSY	(pipe quantity = 12)	\$4,166.45 C
303-941	PIPE BOX ASSY JT100	(pipe quantity = 12)	\$3,904.32 C

**ENVIRONMENTAL HYDRAULIC OIL**

256-030	ENVIROMENTAL HYD OIL (MOBILE)	85 required	\$49.53	\$4,210.05 A
274-672	ENVIRO HYDRAULIC RESERVOIR		\$7.43	C
712-672	ENVIRO HYDRAULIC RESERVOIR DU		\$15.50	C
702-672	ENVIRO HYDRAULIC RESERVOIR FR		\$15.50	C
704-672	ENVIRO HYDRAULIC RESERVOIR GR		\$15.50	C
710-672	ENVIRO HYDRAULIC RESERVOIR IT		\$15.50	C
706-672	ENVIRO HYDRAULIC RESERVOIR SP		\$15.50	C
708-672	ENVIRO HYDRAULIC RESERVOIR SW		\$15.50	C

**TRACKING ELECTRONICS****See Ditch Witch® Electronics Price List****DOWNHOLE TOOLS****For nozzle placement, size and angle, reference the Downhole Tools Parts Book.****DRILL PIPE**

355-1050	JT100AT UFE PIPE ASSEMBLY	each	\$1,540.30 D
355-1200	POWER PIPE HD UL 3.63 X 4.00 3.27-4 4.5M	each	\$795.00 D
	Shipped with: 190-1548 JT CONVERSION KIT (AT100 PP)		\$3,141.06 C
355-1133	HIWS1 PIPE 3.50 X 3.63 #800 15'	each	\$745.00 D
	Shipped with: 190-2244 JT CONVERSION KIT (AT100 PPF)		\$3,141.06 C



CONFIDENTIAL

AT100 T4i

**SUGGESTED PRICE LIST  
(F.O.B. PERRY, OKLAHOMA)****Effective August 1, 2017**

PART NO.	DESCRIPTION	MSRP (USD)	
<b>QUICK CONNECT SYSTEMS</b>			
<b>EZ CONNECT</b>			
400-1674	TRANSITION SUB EZ CONNECT 2	\$1,735.00	C
400-2260	EZ-CONNECT ASS'Y (800M / 3.5M EZ)	\$1,755.00	C
<b>TRANSITION SUBS</b>			
400-1383	TRANSITION SUB	\$1,193.77	C
	Shipped with: 400-1404 INNER ROD SUPPORT BLOCK	\$102.31	C
		\$1,296.08	C
369-222	TRANSITION SUB PIN TO PIN	\$1,544.67	C
400-1479	TRANSITION SUB (3.27-4M/3.5-4IF M)	\$1,543.97	C
400-2258	TRANSITION SUB (800M / 3.27-4M)	\$1,499.00	C
400-2257	TRANSITION SUB (800M / 3-1/2M I.F.)	\$1,499.00	C
<b>ROCK DRILLING TOOLS</b>			
400-1488	5.0" ROCKMASTER TOOL 86B 2 DEG, AT100	\$8,030.30	C
<b>BEACON HOUSINGS</b>			
400-1423	4.75 86BHL SL HF3.5IF-4F/6-20MM	\$5,518.30	C
400-1426	4.75 86BHL SL HF 3.5IF -4F/3.5IF -4F	\$2,628.87	C
906-5354	4.25" TRIHAWK HD HSG HF / 86B / 2.88 REG	\$4,712.79	C
906-5356	4.75" TriHawk Assy / BHL	\$5,520.81	C
906-5357	4.75 TRIHAWK HD/6H-20MM/DW/3-1/2 API, IF	\$6,301.83	C
908-5290	4.75 UNIVERSAL HOUSING	\$3,991.05	C
<b>AIR HAMMER</b>			
190-1701	AIR HAMMER, 6" (100)	\$22,500.00	C
190-1969	6" AIR HAMMER KIT (AT100 / 200 GPM)	\$25,327.04	C
400-1451	6-1/2" Q6 W/ SPHERICAL INSERTS	\$872.41	C
400-1452	6-1/2" Q6 CONVEX W/ SPHERICAL INS	\$872.41	C
400-1454	6-1/2" Q6 CONVEX W/SEMI BALLISTIC INS	\$872.41	C
400-1455	6-1/2" Q6 CONVEX W/BALLISTIC INSERTS	\$872.41	C

**SUGGESTED PRICE LIST**  
**(F.O.B. PERRY, OKLAHOMA)**

Effective August 1, 2017

PART NO.	DESCRIPTION	MSRP (USD)
----------	-------------	------------

**DRILL BITS**

	5.2	6/20	100	10	
Bit Width	Hole Qty.	Bolt Size	Thickness	Bend Angle	
5.2" (132 mm)	6	20	1.0" (25mm)	00	
6.4" (162 mm)				10	
7.8" (198 mm)					

**6 HOLE BITS**

**Baracuda Bit**

369-500	5.2-6/20-1-10 BARRACUDA BIT	\$220.67	C
369-504	6.4-6/20-1-10 BARRACUDA BIT	\$232.45	C
369-508	7.8-6/20-1-10 BARRACUDA BIT	\$248.52	C

**Durabit**

368-980	5.2-6/20-1-00 DURABIT	\$497.04	C
368-982	6.4-6/20-1-00 DURABIT	\$502.39	C
368-984	7.8-6/20-1-00 DURABIT	\$492.96	C

**Hard Surface Bit**

400-1653	5-6/20-1-10 HARD SURFACE BIT	\$125.00	C
----------	------------------------------	----------	---

**DRILL BITS (Continued)**

**Sewer Bit**

400-022	5.5-6/20-1-00 SEWER BIT	\$248.56	C
400-021	5.5-6/20-1-00 BC SEWER BIT	\$160.00	C

**Steep Taper Bit**

369-486	5.2-6/20-1-00 STEEP BIT	\$220.67	C
369-490	6.4-6/20-1-00 STEEP BIT	\$220.67	C

**Tornado Bit**

400-1939	5-6/20-1-10 TORNADO BIT	\$353.55	C
400-1941	6.5-6/20-1-10 TORNADO BIT	\$363.18	C
400-1901	8-6/20-1-10 TORNADO BIT	\$425.00	C

**Tuff Bit**

369-739	5-6/20-1-10 TUFF BIT	\$280.00	C
369-741	6.5-6/20-1-10 TUFF BIT	\$398.00	C
369-743	8-6/20-1-10 TUFF BIT	\$340.00	C
400-431	6-6/20-1-10 ST TUFF BIT	\$690.00	C

**TRIHAWK BITS**

906-5026	Trihk I Bit Assy 50-100K Lbs w/Teeth	\$4,547.36	C
906-5119	TriHawk III / 6.6/ 4.0 HSG/ 50-100K Drll	\$3,005.58	C
906-5130	TriHawk IV / 6.6/ 4.0 HSG/ 50-100K Drlls	\$2,821.17	C
906-5171	TriHawk V / 5.7/ 4.0 HSG/ 50-100K Drills	\$2,230.43	C
906-5296	4.25" TriHawk Drt Bit Adapter/ V6 1/4-10	\$781.02	C

**DRILLING BITS**

369-429	6.5 GLACIER BIT	\$4,732.00	C
---------	-----------------	------------	---





CONFIDENTIAL

AT100 T4i

**SUGGESTED PRICE LIST  
(F.O.B. PERRY, OKLAHOMA)**

Effective August 1, 2017

PART NO.	DESCRIPTION	MSRP (USD)
<b>DRILL HEADS - ROCK</b>		
401-361	6.50 HDS-3	\$6,900.00 D
401-346	6.50" TRI-CONE BIT HDX-30	\$7,875.00 D
400-1812	6.50 TRI-CONE BIT (XR50)	\$9,895.00 D
400-2521	6.50-DWM-200 (211)	\$1,350.00 D
400-2318	6.5-DWS-500 (537)	\$4,253.00 D
400-2320	6.5-RMS-500 (537)	\$4,531.00 D
400-2516	6.5-RMS-600 (637)	\$4,531.00 D
400-2741	6.5-RMO-700 (IADC 727)	\$4,955.20 D
400-2973	6-1/2" PIRANHA BIT (3-1/2" API-REG)	\$1,220.00 C
400-683	7.0 SOFT FORMATION BIT	\$3,199.67 C
<b>BACKREAMERS BEAVERTAIL HD</b>		
<b>NOTE: Select appropriate thread-in option below.</b>		
<b>4.75" Shaft</b>		
400-2524	12-4.75 BVT RMR (3-1/2 API-IF, F/F)	\$2,505.00 C
400-2525	14-4.75 BVT RMR (3-1/2 API-IF, F/F)	\$2,718.00 C
400-2526	16-4.75 BVT RMR (3-1/2 API-IF, F/F)	\$2,999.00 C
400-2527	18-4.75 BVT RMR (3-1/2 API-IF, F/F)	\$3,295.00 C
400-2528	20-4.75 BVT RMR (3-1/2 API-IF, F/F)	\$3,650.00 C
400-2529	24-4.75 BVT RMR (3-1/2 API-IF, F/F)	\$3,965.00 C
400-2530	28-4.75 BVT RMR (3-1/2 API-IF, F/F)	\$4,286.97 C
400-2531	30-4.75 BVT RMR (3-1/2 API-IF, F/F)	\$4,825.00 C
400-2532	34-4.75 BVT RMR (3-1/2 API-IF, F/F)	\$5,825.00 C
400-2533	36-4.75 BVT RMR (3-1/2 API-IF, F/F)	\$6,195.00 C
400-2534	38-4.75 BVT RMR (3-1/2 API-IF, F/F)	\$7,195.00 C
400-2535	40-4.75 BVT RMR (3-1/2 API-IF, F/F)	\$8,195.00 C
400-2536	42-4.75 BVT RMR (3-1/2 API-IF, F/F)	\$9,195.00 C
<b>WARTHOG™ HD 2-7/8</b>		
<b>NOTE: Select appropriate thread-in option below.</b>		
<b>4.75" Shaft</b>		
400-2447	12" - 4.75" WARTHOG HD (3.5" API-IF F-F)	\$2,600.00 C
400-2448	14" - 4.75" WARTHOG HD (3.5" API-IF F-F)	\$2,950.00 C
400-2449	16" - 4.75" WARTHOG HD (3.5" API-IF F-F)	\$3,295.00 C
400-2450	18" - 4.75" WARTHOG HD (3.5" API-IF F-F)	\$3,595.00 C
400-2451	20" - 4.75" WARTHOG HD (3.5" API-IF F-F)	\$4,025.00 C
400-2452	24" - 4.75" WARTHOG HD (3.5" API-IF F-F)	\$4,495.00 C
400-2453	28" - 4.75" WARTHOG HD (3.5" API-IF F-F)	\$5,100.00 C
400-2454	30" - 4.75" WARTHOG HD (3.5" API-IF F-F)	\$5,600.00 C
400-2455	34" - 4.75" WARTHOG HD (3.5" API-IF F-F)	\$6,350.00 C
400-2456	36" - 4.75" WARTHOG HD (3.5" API-IF F-F)	\$7,450.00 C

**SUGGESTED PRICE LIST  
(F.O.B. PERRY, OKLAHOMA)**

Effective August 1, 2017

PART NO.	DESCRIPTION	MSRP (USD)
<b>FLUTED HD</b>		
<b>4.75" Shaft</b>		
<b>Reamer Only</b>		
<b>NOTE: Must select appropriate swivel kit option below.</b>		
400-2491	12-4.75 FLUTED HD(3 1/2 API-IF,F/30K FLG	\$2,591.08 C
400-2492	14-4.75 FLUTED HD(3 1/2 API-IF,F/100K FL	\$2,644.90 C
400-2493	16-4.75 FLUTED HD(3 1/2 API-IF,F/100K FL	\$3,097.51 C
400-2494	18-4.75 FLUTED HD(3 1/2 API-IF,F/100K FL	\$3,338.33 C
400-2495	20-4.75 FLUTED HD(3 1/2 API-IF,F/100K FL	\$4,400.88 C
400-2496	22-4.75 FLUTED HD(3 1/2 API-IF,F/100K FL	\$5,644.03 C
400-2497	24-4.75 FLUTED HD(3 1/2 API-IF,F/100K FL	\$6,260.11 C
400-2498	26-4.75 FLUTED HD(3 1/2 API-IF,F/100K FL	\$7,379.99 C
<b>Reamer Assembly with Tab</b>		
400-2940	12-4.75 FLUTED(3-1/2API-IF F/30K TAB)	\$2,988.74 C
400-2943	14-4.75 FLUTED(3-1/2API-IF F/100K TAB)	\$3,192.74 C
400-2946	16-4.75 FLUTED(3-1/2API-IF F/100K TAB)	\$3,673.03 C
400-2949	18-4.75 FLUTED(3-1/2API-IF F/100K TAB)	\$3,939.07 C
400-2952	20-4.75 FLUTED(3-1/2API-IF F/100K TAB)	\$5,001.62 C
400-2955	22-4.75 FLUTED(3-1/2API-IF F/100K TAB)	\$5,849.69 C
400-2958	24-4.75 FLUTED(3-1/2API-IF F/100K TAB)	\$6,860.85 C
400-2961	26-4.75 FLUTED(3-1/2API-IF F/100K TAB)	\$7,980.73 C
<b>Reamer Assembly with Swivel Tab</b>		
400-2938	12-4.75 FLUTED(3-1/2API-IF F/30K SW,TB)	\$3,436.41 C
400-2941	14-4.75 FLUTED(3-1/2API-IF F/100K SW,TB)	\$4,721.76 C
400-2944	16-4.75 FLUTED(3-1/2API-IF F/100K SW,TB)	\$5,270.73 C
400-2947	18-4.75 FLUTED(3-1/2API-IF F/100K SW,TB)	\$5,468.09 C
400-2950	20-4.75 FLUTED(3-1/2API-IF F/100K SW,TB)	\$6,530.64 C
400-2953	22-4.75 FLUTED(3-1/2API-IF F/100K SW,TB)	\$7,378.71 C
400-2956	24-4.75 FLUTED(3-1/2API-IF F/100K SW,TB)	\$8,389.87 C
400-2959	26-4.75 FLUTED(3-1/2API-IF F/100K SW,TB)	\$9,509.75 C
<b>Reamer Assembly with Swivel Clevis</b>		
400-2939	12-4.75 FLUTED(3-1/2API-IF F/30K SW,CL)	\$3,504.87 C
400-2942	14-4.75 FLUTED(3-1/2API-IF F/100K SW,CL)	\$4,894.76 C
400-2945	16-4.75 FLUTED(3-1/2API-IF F/100K SW,CL)	\$5,447.27 C
400-2948	18-4.75 FLUTED(3-1/2API-IF F/100K SW,CL)	\$5,641.09 C
400-2951	20-4.75 FLUTED(3-1/2API-IF F/100K SW,CL)	\$6,703.64 C
400-2954	22-4.75 FLUTED(3-1/2API-IF F/100K SW,CL)	\$7,551.71 C
400-2957	24-4.75 FLUTED(3-1/2API-IF F/100K SW,CL)	\$8,562.87 C
400-2960	26-4.75 FLUTED(3-1/2API-IF F/100K SW,CL)	\$9,682.75 C



CONFIDENTIAL

AT100 T4i

**SUGGESTED PRICE LIST  
(F.O.B. PERRY, OKLAHOMA)**

Effective August 1, 2017

PART NO.	DESCRIPTION	MSRP (USD)
<b>KODIAK™ HD</b>		
<b>4.75" Shaft</b>		
<b>Reamer Only</b>		
<b>NOTE: Must select appropriate swivel kit option below.</b>		
400-2588	12-4.75 KODIAK (3-1/2 API-IF, F/30K FLG)	\$3,050.00 C
400-2589	14-4.75 KODIAK (3-1/2 API-IF, F/40K FLG)	\$3,650.00 C
400-2590	16-4.75 KODIAK (3-1/2 API-IF, F/100K FLG)	\$4,675.00 C
400-2591	18-4.75 KODIAK (3-1/2 API-IF, F/100K FLG)	\$5,740.00 C
400-2592	20-4.75 KODIAK (3-1/2 API-IF, F/100K FLG)	\$6,500.00 C
400-2593	24-4.75 KODIAK (3-1/2 API-IF, F/100K FLG)	\$8,000.00 C
400-2594	28-4.75 KODIAK (3-1/2 API-IF, F/100K FLG)	\$10,400.00 C
400-2595	30-4.75 KODIAK (3-1/2 API-IF, F/100K FLG)	\$12,000.00 C
400-2596	34-4.75 KODIAK (3-1/2 API-IF, F/100K FLG)	\$14,500.00 C
400-2597	36-4.75 KODIAK (3-1/2 API-IF, F/100K FLG)	\$16,500.00 C
<b>Reamer Assembly with Tab</b>		
400-2853	12-4.75 KODIAK(3-1/2API-IF F/30K TAB)	\$3,447.66 C
400-2856	14-4.75 KODIAK(3-1/2API-IF F/40K TAB)	\$4,094.49 C
400-2859	16-4.75 KODIAK(3-1/2API-IF F/100K TAB)	\$5,275.74 C
400-2862	18-4.75 KODIAK(3-1/2API-IF F/100K TAB)	\$6,340.74 C
400-2865	20-4.75 KODIAK(3-1/2API-IF F/100K TAB)	\$7,100.74 C
400-2868	24-4.75 KODIAK(3-1/2API-IF F/100K TAB)	\$8,600.74 C
400-2871	28-4.75 KODIAK(3-1/2API-IF F/100K TAB)	\$11,000.74 C
400-2874	30-4.75 KODIAK(3-1/2API-IF F/100K TAB)	\$12,600.74 C
400-2877	34-4.75 KODIAK(3-1/2API-IF F/100K TAB)	\$15,100.74 C
400-2880	36-4.75 KODIAK(3-1/2API-IF F/100K TAB)	\$17,100.74 C
<b>Reamer Assembly with Swivel Tab</b>		
400-2851	12-4.75 KODIAK(3-1/2API-IF F/30K SW,TB)	\$3,895.33 C
400-2854	14-4.75 KODIAK(3-1/2API-IF F/40K SW,TB)	\$4,923.33 C
400-2857	16-4.75 KODIAK(3-1/2API-IF F/100K SW,TB)	\$6,804.76 C
400-2860	18-4.75 KODIAK(3-1/2API-IF F/100K SW,TB)	\$7,869.76 C
400-2863	20-4.75 KODIAK(3-1/2API-IF F/100K SW,TB)	\$8,629.76 C
400-2866	24-4.75 KODIAK(3-1/2API-IF F/100K SW,TB)	\$10,129.76 C
400-2869	28-4.75 KODIAK(3-1/2API-IF F/100K SW,TB)	\$12,529.76 C
400-2872	30-4.75 KODIAK(3-1/2API-IF F/100K SW,TB)	\$14,129.76 C
400-2875	34-4.75 KODIAK(3-1/2API-IF F/100K SW,TB)	\$16,629.76 C
400-2878	36-4.75 KODIAK(3-1/2API-IF F/100K SW,TB)	\$18,629.76 C
<b>Reamer Assembly with Swivel Clevis</b>		
400-2852	12-4.75 KODIAK(3-1/2API-IF F/30K SW,CL)	\$3,963.79 C
400-2855	14-4.75 KODIAK(3-1/2API-IF F/40K SW,CL)	\$5,076.28 C
400-2858	16-4.75 KODIAK (3-1/2API-IF F/100K SW,CL)	\$6,977.76 C
400-2861	18-4.75 KODIAK(3-1/2API-IF F/100K SW,CL)	\$8,042.76 C
400-2864	20-4.75 KODIAK(3-1/2API-IF F/100K SW,CL)	\$8,802.76 C
400-2867	24-4.75 KODIAK(3-1/2API-IF F/100K SW,CL)	\$10,302.76 C
400-2870	28-4.75 KODIAK(3-1/2API-IF F/100K SW,CL)	\$12,702.76 C
400-2873	30-4.75 KODIAK(3-1/2API-IF F/100K SW,CL)	\$14,302.76 C
400-2876	34-4.75 KODIAK(3-1/2API-IF F/100K SW,CL)	\$16,802.76 C
400-2879	36-4.75 KODIAK(3-1/2API-IF F/100K SW,CL)	\$18,802.76 C

Supersedes All Previous Price Lists---Prices Subject to Change Without Notice

The Charles Machine Works, Inc.; PO Box 66; Perry, OK 73077

(AT100 T4i - 470)



CONFIDENTIAL

AT100 T4i

**SUGGESTED PRICE LIST  
(F.O.B. PERRY, OKLAHOMA)**

Effective August 1, 2017

PART NO.	DESCRIPTION	MSRP (USD)
<b>ROCKMONSTER BACKREAMERS</b>		
<b>3.75" Shaft</b>		
400-2993	10X4 ROCKMONSTER (2-7/8 API-R/40K TAB)	\$10,000.00 B
400-3036	12X4 ROCKMONSTER (2-7/8 API-R,F/40K TAB)	\$11,600.00 B
<b>4.75" Shaft</b>		
400-3037	14X4 ROCKMONSTER (3-1/2" API-IF, F/F)	\$11,700.00 B
400-3038	14X5 ROCKMONSTER (3-1/2" API-IF, F/F)	\$12,600.00 B
400-3039	16X5 ROCKMONSTER (3-1/2" API-IF, F/F)	\$15,250.00 B
400-2735	18X5 ROCKMONSTER (3-1/2" API-IF, F/F)	\$18,000.00 B
400-2736	20X6 ROCKMONSTER (3-1/2" API-IF, F/F)	\$21,000.00 B
400-2737	22X6 ROCKMONSTER (3-1/2" API-IF, F/F)	\$22,000.00 B
400-1647	24X6 ROCKMONSTER (3-1/2" API-IF, F/F)	\$24,000.00 B
<b>ROCKMASTER BACKREAMERS</b>		
<b>5.75" Shaft</b>		
190-1397	10-5.75 ROCKMASTER TCI 3.5APIM	\$10,954.23 B
190-1398	10-5.75 ROCKMASTER MT 3.5APIM	\$9,697.80 B
190-1399	12-5.75 ROCKMASTER TCI 3.5APIM	\$11,600.07 B
190-1400	12-5.75 ROCKMASTER MT 3.5APIM	\$10,412.76 B
190-1401	14-5.75 ROCKMASTER TCI 3.5APIM	\$12,411.16 B
190-1402	14-5.75 ROCKMASTER MT 3.5APIM	\$10,830.46 B
<b>8.0" Shaft</b>		
190-1405	16-8 ROCKMASTR TCI 500 3.27-4F	\$31,298.54 B
190-1406	16-8 ROCKMASTR TCI 700 3.27-4F	\$32,237.50 B
190-1407	18-8 ROCKMASTR TCI 500 3.27-4F	\$34,297.87 B
190-1408	18-8 ROCKMASTR TCI 700 3.27-4F	\$34,297.87 B
190-1409	20-8 ROCKMASTR TCI 500 3.27-4F	\$36,939.93 B
190-1410	20-8 ROCKMASTR TCI 700 3.27-4F	\$36,939.93 B
190-1411	22-8 ROCKMASTR TCI 500 3.27-4F	\$37,869.65 B
190-1412	22-8 ROCKMASTR TCI 700 3.27-4F	\$39,005.74 B
<b>STABILIZERS</b>		
400-3023	10" STABILIZER (3 1/2 API-IF,F/M)	\$2,259.43 C
400-3024	12" STABILIZER (3 1/2 API-IF,F/M)	\$2,341.34 C
400-3025	14" STABILIZER (3 1/2 API-IF,F/M)	\$2,484.57 C
400-3026	16" STABILIZER (3 1/2 API-IF,F/M)	\$2,521.49 C
400-3027	18" STABILIZER (3 1/2 API-IF,F/M)	\$2,709.25 C
<b>SWAB BACKREAMERS</b>		
<b>3.50" Shaft</b>		
400-2719	6.5" SWAB ASSEMBLY, 3.49-4	\$998.00 C



CONFIDENTIAL

AT100 T4i

**SUGGESTED PRICE LIST  
(F.O.B. PERRY, OKLAHOMA)**

Effective August 1, 2017

PART NO.	DESCRIPTION	MSRP (USD)
<b>BACKREAMER SWIVELS and TABS</b>		
<b>Swivels</b>		
190-2364	30K SWIVEL KIT (30K TAB)	\$680.57 C
190-2363	30K SWIVEL KIT (30K CLEVIS)	\$749.03 C
190-2366	40K SWIVEL KIT (40K TAB)	\$1,108.57 C
190-2365	40K SWIVEL KIT (40K CLEVIS)	\$1,261.52 C
190-2368	100K SWIVEL KIT (100K TAB)	\$1,965.00 C
190-2367	100K SWIVEL KIT (100K CLEVIS)	\$2,138.00 C
369-971	40K SWIVEL ASSEMBLY	\$1,648.88 C
400-748	40K SWIVEL ASSEMBLY	\$1,682.88 C
400-1390	SWIVEL (3.44-4M SS AT/30K TAB)	\$1,427.51 C
300-1157	30K SWIVEL CLEVIS/TAB	\$1,537.33 C
400-221	40K SOCKET SWIVEL	\$1,688.11 C
400-759	40K BCN SWVL 40K SOC F/40K TAB	\$3,335.38 C
401-294	40K SWIVEL DOUBLE CLEVIS	\$1,563.88 C
369-972	70K SWIVEL	\$3,976.48 C
<b>PULL TABS</b>		
369-122	PULL TAB 3.27-4 F/M PULL TAB	\$462.18 C
369-123	PULL TAB 3.27-4 M/M PULL TAB	\$455.05 C
369-854	PULL TAB 70K CLEVIS/40K TAB	\$402.84 C
400-1386	3.44-4M SS AT/30K PULL TAB	\$452.28 C
190-2615	30K TAB KIT	\$232.90 C
190-2616	40K TAB KIT	\$279.73 C
190-2617	100K TAB KIT	\$435.98 C
400-2519	PULL TAB (3.5 M API-IF/100K)	\$398.50 C
<b>CONNECTORS and ADAPTERS</b>		
908-5188	ADAPTER 3.27-4F x2.88 API REGM	\$625.25 C
400-2230	ADAPTER (3.5F API-IF / 3.27-4M)	\$442.50 C
369-112	4.75 SLANT FACE ADAPTER	\$1,711.05 C
368-742	CONNECTOR 3.27-4 M/3.27-4 M	\$929.26 C
401-255	CONNECTOR 3.27-4F/2.88API IF M	\$647.92 C
401-256	CONNECTOR 3.27-4F/3.5API REG M	\$650.27 C
369-089	CONNECTOR 3.5 API-M/10K RSC-M	\$549.73 C
369-472	CONNECTOR 3.5API F/3.27-4API F	\$426.44 C
368-813	EZ-CONNECT BOX 3.50-4 X 3.27-4	\$563.45 C
400-1480	(EZ-CONNECT BOX 3.50-4F EZ/3.5-4M I.F.)	\$576.80 C
<b>WRENCH JAWS</b>		
400-749	4.50" QUICK WRENCH JAW	\$365.05 C
401-148	6.25" SOFT FORMATION WRENCH JAW	\$559.00 C
401-133	6.25" TRI-CONE WRENCH JAW (2.0" THK)	\$1,024.85 C
400-705	6.5" TRI-CONE WRENCH JAW (2.0" THK)	\$471.00 C

Supersedes All Previous Price Lists---Prices Subject to Change Without Notice

The Charles Machine Works, Inc.; PO Box 66; Perry, OK 73077

(AT100 T4i - 472)



CONFIDENTIAL

AT100 T4i

**SUGGESTED PRICE LIST  
(F.O.B. PERRY, OKLAHOMA)**

Effective August 1, 2017

PART NO.	DESCRIPTION	MSRP (USD)
<b>PULLING ACCESSORIES</b>		
110-987	7/8" ANCHOR SHACKLE (1" PIN)	\$37.15 C
110-847	CLEVIS (1")	\$81.95 C
111-018	CLEVIS (1-1/4")	\$65.50 C
111-019	CLEVIS (1-1/2")	\$197.76 C
906-2627	Trihawk I Pullback Assembly 16-40k	\$119.00 C
906-2523	Trihk III Pull Back Tooth Kit 24-40K Lbs	\$74.80 C
906-2625	Trihawk V Pullback Ass'y 24-40k Drills	\$125.00 C
<b>Pulling Grip</b>		
185-917	PULLING GRIP (3/4"-1 1/4")	\$56.28 C
185-918	PULLING GRIP (1 1/4"-2")	\$58.04 C
185-919	PULLING GRIP (2"-2 3/4")	\$62.58 C
185-920	PULLING GRIP (2 3/4"-3 1/2")	\$67.66 C
185-921	PULLING GRIP (3 1/2"-4 1/4")	\$74.49 C
<b>Heavy Duty Pulling Grip</b>		
185-922	PULLING GRIP (3/4"-1 1/4")PLASTIC COATED	\$76.81 C
185-923	PULLING GRIP (1 1/4"-2")PLASTIC COATED	\$85.87 C
185-924	PULLING GRIP (2"-2 3/4")PLASTIC COATED	\$108.61 C
185-925	PULLING GRIP (2 3/4"-3 1/2")PLASTIC COAT	\$131.34 C
185-926	PULLING GRIP (3 1/2"-4 1/4")PLASTIC COAT	\$157.82 C
<b>Pulling Grip with Swivel</b>		
185-904	PULLING GRIP (1-1/4" TO 2") W / SWVL	\$86.97 C
185-906	PULLING GRIP (2" TO 2-3/4") W / SWVL	\$119.20 C
185-907	PULLING GRIP (2-3/4"TO 3-1/2") W / SWVL	\$135.75 C
185-913	PULLING GRIP (3-1/2"TO 4-1/4") W / SWVL	\$149.00 C
185-914	PULLING GRIP (4-1/4"TO 4-3/4") W / SWVL	\$166.66 C

**SPECIAL PAINT**

Special color charge is per each unit - specify color code. (If first time color order, please provide 2"x3" color chip.)

From the time of confirmation, any special paint order is non-cancelable and non-returnable.

Please allow 30 days from time of order to delivery.

Orders with less than 30 days from order to delivery are subject to applicable surcharge(s).

Prices do not include the application of special or branded paints; i.e.) DuPont, Sherwin-Williams, PPG, metallic or base coat / clear coat.

Charges do not include price of paint.

Call for Pricing A



CONFIDENTIAL

**AT100 T4 (final)**

Changes since the July 1, 2017 price list:

Effective August 1, 2017

• Added:

190-1969 6" AIR HAMMER KIT (AT100 / 200 GPM)  
400-2741 6.5-RMO-700 (IADC 727)  
400-2735 18X5 ROCKMONSTER (3-1/2" API-IF, F/F)  
400-2736 20X6 ROCKMONSTER (3-1/2" API-IF, F/F)  
400-2737 22X6 ROCKMONSTER (3-1/2" API-IF, F/F)  
400-1647 24X6 ROCKMONSTER (3-1/2" API-IF, F/F)



CONFIDENTIAL

AT100 T4 (final)

**SUGGESTED PRICE LIST  
(F.O.B. PERRY, OKLAHOMA)**

Effective August 1, 2017

PART NO.	DESCRIPTION	MSRP (USD)
----------	-------------	------------

**STANDARD UNIT**

The **Ditch Witch® JT100 All Terrain Jet Trac®** drilling system is a self-contained, surface launched, fluid assisted, mechanical drilling system. The basic unit includes the following:

- Cummins QSB6.7 water cooled diesel engine (260 hp gross) EPA Tier 4, EU Stage IV compliant
- Rack and Pinion drill frame and carriage
- Electrical strike system (module and barriers)
- Fluid pump
- Rubber tracks
- Pipe loader
- Spindle brake
- Open vise breakout system
- Ship Kit - Includes the following:
  - Drill pipe wiper seal
  - Copper thread compound with brush
  - Tip cleaner set
  - Voltage stake
  - Downhole tool wrench set

The AT100 was designed to be a customer selected unit. Options include the following:

- Operator's station
- Anchor system
- Crane/Hoist
- Fluid mixing systems

If you select a standard machine configuration, you must also order the "shipped with" items listed below.

**JT100 ALL TERRAIN STANDARD #1**

**AT100A-1** Base Unit: Enclosed Cab,Crane,Hoist Anch - Includes:

022-1135 AT100 TIER 4 FINAL  
270-6452 AT/JT100 PROD DECAL KIT T4F  
270-6241 PIPE BOX LOADER COMMON PROD DECAL T4F  
350-4356 ASSY, T4 CAB W/HT/AIR R&P AT100  
350-4379 AT100 T4 HIGH CAPACITY MUD PUMP  
350-4353 ASSY, T4 ENGINE SUB W/HEAT & AIR  
324-754 LOADER/DRIVER  
350-4794 JT100 ANCHOR SYSTEM LAYOUT  
350-1913 STABILIZER PADS  
350-2405 PIPE LOADER W/GREASE  
350-2054 FRONT WRENCH SUB ASSY W/GREASE

Total \$762,144.00 T

From time of confirmation any unit ordered less hoist, enclosed cab, or any combination thereof, will be non-cancelable and non-returnable.





CONFIDENTIAL

AT100 T4 (final)

**SUGGESTED PRICE LIST  
(F.O.B. PERRY, OKLAHOMA)**

Effective August 1, 2017

PART NO.	DESCRIPTION	MSRP (USD)	
<b>BASIC UNIT</b>			
<b>022-1135</b>	AT100 TIER 4 FINAL	\$540,600.00	T
	Shipped with: 190-2644 SHIPPING KIT	\$2,997.30	C
	350-4356 ASSY, T4 CAB W/HT/AIR R&P AT100	\$31,416.00	T
	350-4353 ASSY, T4 ENGINE SUB W/HEAT & AIR	\$617.50	T
	350-4794 JT100 ANCHOR SYSTEM LAYOUT	\$17,850.00	T
	350-4379 AT100 T4 HIGH CAPACITY MUD PUMP	\$61,431.84	T
	350-2405 PIPE LOADER W/GREASE	\$45,061.73	T
	350-2054 FRONT WRENCH SUB ASSY W/GREASE	\$19,821.86	T
		\$719,796.23	
<b>Hydra Tong Assembly (Select one)</b>			
400-2638	HYDRA-TONG (4.25" - 5" OD) (select 110V 60Hz)	\$8,300.00	D
400-2703	HYDRA-TONG (3-5/8" - 5" OD) CE (select 220V 50Hz)	\$8,650.00	D
<b>STABILIZER PADS (Select one)</b>			
350-1913	STABILIZER PADS	\$2,282.00	T
<b>PIPE LOADER (Select one)</b>			
350-2405	PIPE LOADER W/GREASE	\$45,061.73	T
<b>FRONT WRENCH (Select one)</b>			
350-2054	FRONT WRENCH SUB ASSY W/GREASE	\$19,821.86	T
<b>ON-BOARD FLUID (Select one)</b>			
350-4379	AT100 T4 HIGH CAPACITY MUD PUMP	\$61,431.84	T
<b>OPERATOR'S STATION (Select one)</b>			
350-4356	ASSY, T4 CAB W/HT/AIR R&P AT100	\$31,416.00	T
	Shipped with: 350-4353 ASSY, T4 ENGINE SUB W/HEAT & AIR	\$617.50	T
		\$32,033.50	T
<b>DECAL KITS – AT100 (Select one)</b>			
270-6452	AT/JT100 PROD DECAL KIT T4F	\$89.82	C
<b>TRANSLATION DECALS – (Select if translation needed)</b>			
270-6453	AT/JT100 PROD DECAL KIT T4F-FR	\$92.64	C
270-6454	AT/JT100 PROD DECAL KIT T4F-GR	\$92.64	C
270-6455	AT/JT100 PROD DECAL KIT T4F-IT	\$92.64	C
270-6456	AT/JT100 PROD DECAL KIT T4F-SP	\$92.64	C
270-5729	JT/AT100 ISO DECAL KIT T4F	\$58.00	C
		\$150.64	C
<b>NOTE: ISO decals will be shipped with all translation decals and any basic unit shipped outside the United States.</b>			



CONFIDENTIAL

AT100 T4 (final)

**SUGGESTED PRICE LIST  
(F.O.B. PERRY, OKLAHOMA)**

Effective August 1, 2017

PART NO.	DESCRIPTION	MSRP (USD)	
<b>LOADER/DRIVER (Select one)</b>			
324-754	LOADER/DRIVER	\$44,838.94	T
	Shipped with: 270-6241 PIPE BOX LOADER COMMON PROD DECAL T4F	\$54.15	C
		\$44,893.09	
350-2578	TIER 4 & 4i W/O DRIVER /LOADER	\$499.68	T
<b>PIPE BOX LOADER DECAL KITS (Select one)</b>			
270-5951	JT100 PIPE BOX LOADER PROD KIT	\$83.95	C
<b>TRANSLATION DECALS – (Select if translation needed)</b>			
270-5958	JT100 PIPE BOX LOADER PROD KIT FR	\$117.86	C
270-5959	JT100 PIPE BOX LOADER PROD KIT GR	\$117.86	C
270-5960	JT100 PIPE BOX LOADER PROD KIT IT	\$117.86	C
270-5961	JT100 PIPE BOX LOADER PROD KIT SP	\$117.86	C
270-5952	JT100 PIPE BOX LOADER ISO KIT	\$65.10	C
		\$266.91	C
<b>NOTE: ISO decals will be shipped with all translation decals and any basic unit shipped outside the United States.</b>			
<b>ANCHOR SYSTEM (Select one)</b>			
350-4794	JT100 ANCHOR SYSTEM LAYOUT	\$17,850.00	T
<b>ANCHOR AUGERS (Select one)</b>			
190-2707	DIRT ANCHOR KIT	2 required \$1,210.25	\$2,420.50 C
190-2706	JT100 HD ROCK ANCHOR KIT	2 required \$1,287.50	\$2,575.00 C
<b>ACCESSORIES</b>			
100-794	GROUNDING KIT	(Required if not using anchor system)	\$942.05 C
190-1548	JT CONVERSION KIT (AT100 PP)		\$3,141.06 C
190-2244	JT CONVERSION KIT (AT100 PPF)		\$3,141.06 C
190-1486	AT100 PIPE BOX ASSY	(pipe quantity = 12)	\$4,166.45 C
303-941	PIPE BOX ASSY JT100	(pipe quantity = 12)	\$3,904.32 C
190-2117	JT/AT100 T4F UPTIME KIT		\$1,850.00 B
<b>ENVIRONMENTAL HYDRAULIC OIL</b>			
256-030	ENVIROMENTAL HYD OIL (MOBILE)	85 required \$49.53	\$4,210.05 A
274-672	ENVIRO HYDRAULIC RESERVOIR		\$7.43 C
712-672	ENVIRO HYDRAULIC RESERVOIR DU		\$15.50 C
702-672	ENVIRO HYDRAULIC RESERVOIR FR		\$15.50 C
704-672	ENVIRO HYDRAULIC RESERVOIR GR		\$15.50 C
710-672	ENVIRO HYDRAULIC RESERVOIR IT		\$15.50 C
706-672	ENVIRO HYDRAULIC RESERVOIR SP		\$15.50 C
708-672	ENVIRO HYDRAULIC RESERVOIR SW		\$15.50 C

Supersedes All Previous Price Lists---Prices Subject to Change Without Notice

The Charles Machine Works, Inc.; PO Box 66; Perry, OK 73077

(AT100 T4 (final) - 477)



CONFIDENTIAL

AT100 T4 (final)

**SUGGESTED PRICE LIST  
(F.O.B. PERRY, OKLAHOMA)**

Effective August 1, 2017

PART NO.	DESCRIPTION	MSRP (USD)
<b>TRACKING ELECTRONICS</b>		
See Ditch Witch® Electronics Price List		
<b>DOWNHOLE TOOLS</b>		
For nozzle placement, size and angle, reference the Downhole Tools Parts Book.		
<b>DRILL PIPE</b>		
355-1050	JT100AT UFE PIPE ASSEMBLY	each \$1,540.30 D
355-1200	POWER PIPE HD UL 3.63 X 4.00 3.27-4 4.5M	each \$795.00 D
	Shipped with: 190-1548 JT CONVERSION KIT (AT100 PP)	\$3,141.06 C
355-1133	HIWS1 PIPE 3.50 X 3.63 #800 15'	each \$745.00 D
	Shipped with: 190-2244 JT CONVERSION KIT (AT100 PPF)	\$3,141.06 C
<b>QUICK CONNECT SYSTEMS</b>		
<b>EZ CONNECT</b>		
400-1674	TRANSITION SUB EZ CONNECT 2	\$1,735.00 C
400-2260	EZ-CONNECT ASS'Y (800M / 3.5M EZ)	\$1,755.00 C
<b>TRANSITION SUBS</b>		
400-1383	TRANSITION SUB	\$1,193.77 C
	Shipped with: 400-1404 INNER ROD SUPPORT BLOCK	\$102.31 C
		\$1,296.08 C
369-222	TRANSITION SUB PIN TO PIN	\$1,544.67 C
400-1479	TRANSITION SUB (3.27-4M/3.5-4IF M)	\$1,543.97 C
400-2258	TRANSITION SUB (800M / 3.27-4M)	\$1,499.00 C
400-2257	TRANSITION SUB (800M / 3-1/2M I.F.)	\$1,499.00 C
<b>ROCK DRILLING TOOLS</b>		
400-1488	5.0" ROCKMASTER TOOL 86B 2 DEG, AT100	\$8,030.30 C
<b>BEACON HOUSINGS</b>		
400-1423	4.75 86BHL SL HF3.5IF-4F/6-20MM	\$5,518.30 C
400-1426	4.75 86BHL SL HF 3.5IF -4F/3.5IF -4F	\$2,628.87 C
906-5354	4.25" TRIHAWK HD HSG HF / 86B / 2.88 REG	\$4,712.79 C
906-5356	4.75" TriHawk Assy / BHL	\$5,520.81 C
906-5357	4.75 TRIHAWK HD/6H-20MM/DW/3-1/2 API, IF	\$6,301.83 C
908-5290	4.75 UNIVERSAL HOUSING	\$3,991.05 C
<b>AIR HAMMER</b>		
190-1701	AIR HAMMER, 6" (100)	\$22,500.00 C
190-1969	6" AIR HAMMER KIT (AT100 / 200 GPM)	\$25,327.04 C
400-1451	6-1/2" Q6 W/ SPHERICAL INSERTS	\$872.41 C
400-1452	6-1/2" Q6 CONVEX W/ SPHERICAL INS	\$872.41 C
400-1454	6-1/2" Q6 CONVEX W/SEMI BALLISTIC INS	\$872.41 C
400-1455	6-1/2" Q6 CONVEX W/BALLISTIC INSERTS	\$872.41 C

Supersedes All Previous Price Lists---Prices Subject to Change Without Notice

The Charles Machine Works, Inc.; PO Box 66; Perry, OK 73077

(AT100 T4 (final) - 478)

**SUGGESTED PRICE LIST  
(F.O.B. PERRY, OKLAHOMA)**

Effective August 1, 2017

PART NO.	DESCRIPTION	MSRP (USD)																				
DRILL BITS																						
<div><div>5.26/2010010</div><table><tr><td>Bit Width</td><td>Hole Qty.</td><td>Bolt Size</td><td>Thickness</td><td>Bend Angle</td></tr><tr><td>5.2" (132 mm)</td><td>6</td><td>20</td><td>1.0" (25mm)</td><td>00</td></tr><tr><td>6.4" (162 mm)</td><td></td><td></td><td></td><td>10</td></tr><tr><td>7.8" (198 mm)</td><td></td><td></td><td></td><td></td></tr></table></div>			Bit Width	Hole Qty.	Bolt Size	Thickness	Bend Angle	5.2" (132 mm)	6	20	1.0" (25mm)	00	6.4" (162 mm)				10	7.8" (198 mm)				
Bit Width	Hole Qty.	Bolt Size	Thickness	Bend Angle																		
5.2" (132 mm)	6	20	1.0" (25mm)	00																		
6.4" (162 mm)				10																		
7.8" (198 mm)																						
6 HOLE BITS																						
Baracuda Bit																						
369-500	5.2-6/20-1-10 BARRACUDA BIT	\$220.67 C																				
369-504	6.4-6/20-1-10 BARRACUDA BIT	\$232.45 C																				
369-508	7.8-6/20-1-10 BARRACUDA BIT	\$248.52 C																				
Durabit																						
368-980	5.2-6/20-1-00 DURABIT	\$497.04 C																				
368-982	6.4-6/20-1-00 DURABIT	\$502.39 C																				
368-984	7.8-6/20-1-00 DURABIT	\$492.96 C																				
Hard Surface Bit																						
400-1653	5-6/20-1-10 HARD SURFACE BIT	\$125.00 C																				
Sewer Bit																						
400-022	5.5-6/20-1-00 SEWER BIT	\$248.56 C																				
400-021	5.5-6/20-1-00 BC SEWER BIT	\$160.00 C																				
Steep Taper Bit																						
369-486	5.2-6/20-1-00 STEEP BIT	\$220.67 C																				
369-490	6.4-6/20-1-00 STEEP BIT	\$220.67 C																				
Tornado Bit																						
400-1939	5-6/20-1-10 TORNADO BIT	\$353.55 C																				
400-1941	6.5-6/20-1-10 TORNADO BIT	\$363.18 C																				
400-1901	8-6/20-1-10 TORNADO BIT	\$425.00 C																				
Tuff Bit																						
369-739	5-6/20-1-10 TUFF BIT	\$280.00 C																				
369-741	6.5-6/20-1-10 TUFF BIT	\$398.00 C																				
369-743	8-6/20-1-10 TUFF BIT	\$340.00 C																				
400-431	6-6/20-1-10 ST TUFF BIT	\$690.00 C																				
TRIHAWK BITS																						
906-5026	Trihk I Bit Assy 50-100K Lbs w/Teeth	\$4,547.36 C																				
906-5119	TriHawk III / 6.6/ 4.0 HSG/ 50-100K Drll	\$3,005.58 C																				
906-5130	TriHawk IV / 6.6/ 4.0 HSG/ 50-100K Drlls	\$2,821.17 C																				
906-5171	TriHawk V / 5.7/ 4.0 HSG/ 50-100K Drills	\$2,230.43 C																				
906-5296	4.25" TriHawk Drt Bit Adapter/ V6 1/4-10	\$781.02 C																				
DRILLING BITS																						
369-429	6.5 GLACIER BIT	\$4,732.00 C																				



CONFIDENTIAL

AT100 T4 (final)

**SUGGESTED PRICE LIST  
(F.O.B. PERRY, OKLAHOMA)**

Effective August 1, 2017

PART NO.	DESCRIPTION	MSRP (USD)
<b>DRILL HEADS - ROCK</b>		
401-361	6.50 HDS-3	\$6,900.00 D
401-346	6.50" TRI-CONE BIT HDX-30	\$7,875.00 D
400-1812	6.50 TRI-CONE BIT (XR50)	\$9,895.00 D
400-2521	6.50-DWM-200 (211)	\$1,350.00 D
400-2318	6.5-DWS-500 (537)	\$4,253.00 D
400-2320	6.5-RMS-500 (537)	\$4,531.00 D
400-2516	6.5-RMS-600 (637)	\$4,531.00 D
400-2741	6.5-RMO-700 (IADC 727)	\$4,955.20 D
400-2973	6-1/2" PIRANHA BIT (3-1/2" API-REG)	\$1,220.00 C
400-683	7.0 SOFT FORMATION BIT	\$3,199.67 C
<b>BACKREAMERS BEAVERTAIL HD</b>		
<b>NOTE: Select appropriate thread-in option below.</b>		
<b>4.75" Shaft</b>		
400-2524	12-4.75 BVT RMR (3-1/2 API-IF, F/F)	\$2,505.00 C
400-2525	14-4.75 BVT RMR (3-1/2 API-IF, F/F)	\$2,718.00 C
400-2526	16-4.75 BVT RMR (3-1/2 API-IF, F/F)	\$2,999.00 C
400-2527	18-4.75 BVT RMR (3-1/2 API-IF, F/F)	\$3,295.00 C
400-2528	20-4.75 BVT RMR (3-1/2 API-IF, F/F)	\$3,650.00 C
400-2529	24-4.75 BVT RMR (3-1/2 API-IF, F/F)	\$3,965.00 C
400-2530	28-4.75 BVT RMR (3-1/2 API-IF, F/F)	\$4,286.97 C
400-2531	30-4.75 BVT RMR (3-1/2 API-IF, F/F)	\$4,825.00 C
400-2532	34-4.75 BVT RMR (3-1/2 API-IF, F/F)	\$5,825.00 C
400-2533	36-4.75 BVT RMR (3-1/2 API-IF, F/F)	\$6,195.00 C
400-2534	38-4.75 BVT RMR (3-1/2 API-IF, F/F)	\$7,195.00 C
400-2535	40-4.75 BVT RMR (3-1/2 API-IF, F/F)	\$8,195.00 C
400-2536	42-4.75 BVT RMR (3-1/2 API-IF, F/F)	\$9,195.00 C
<b>WARTHOG™ HD 2-7/8</b>		
<b>NOTE: Select appropriate thread-in option below.</b>		
<b>4.75" Shaft</b>		
400-2447	12" - 4.75" WARTHOG HD (3.5" API-IF F-F)	\$2,600.00 C
400-2448	14" - 4.75" WARTHOG HD (3.5" API-IF F-F)	\$2,950.00 C
400-2449	16" - 4.75" WARTHOG HD (3.5" API-IF F-F)	\$3,295.00 C
400-2450	18" - 4.75" WARTHOG HD (3.5" API-IF F-F)	\$3,595.00 C
400-2451	20" - 4.75" WARTHOG HD (3.5" API-IF F-F)	\$4,025.00 C
400-2452	24" - 4.75" WARTHOG HD (3.5" API-IF F-F)	\$4,495.00 C
400-2453	28" - 4.75" WARTHOG HD (3.5" API-IF F-F)	\$5,100.00 C
400-2454	30" - 4.75" WARTHOG HD (3.5" API-IF F-F)	\$5,600.00 C
400-2455	34" - 4.75" WARTHOG HD (3.5" API-IF F-F)	\$6,350.00 C
400-2456	36" - 4.75" WARTHOG HD (3.5" API-IF F-F)	\$7,450.00 C



CONFIDENTIAL

AT100 T4 (final)

**SUGGESTED PRICE LIST  
(F.O.B. PERRY, OKLAHOMA)**

Effective August 1, 2017

PART NO.	DESCRIPTION	MSRP (USD)
<b>FLUTED HD</b>		
<b>4.75" Shaft</b>		
<b>Reamer Only</b>		
<b>NOTE: Must select appropriate swivel kit option below.</b>		
400-2491	12-4.75 FLUTED HD(3 1/2 API-IF,F/30K FLG	\$2,591.08 C
400-2492	14-4.75 FLUTED HD(3 1/2 API-IF,F/100K FL	\$2,644.90 C
400-2493	16-4.75 FLUTED HD(3 1/2 API-IF,F/100K FL	\$3,097.51 C
400-2494	18-4.75 FLUTED HD(3 1/2 API-IF,F/100K FL	\$3,338.33 C
400-2495	20-4.75 FLUTED HD(3 1/2 API-IF,F/100K FL	\$4,400.88 C
400-2496	22-4.75 FLUTED HD(3 1/2 API-IF,F/100K FL	\$5,644.03 C
400-2497	24-4.75 FLUTED HD(3 1/2 API-IF,F/100K FL	\$6,260.11 C
400-2498	26-4.75 FLUTED HD(3 1/2 API-IF,F/100K FL	\$7,379.99 C
<b>Reamer Assembly with Tab</b>		
400-2940	12-4.75 FLUTED(3-1/2API-IF F/30K TAB)	\$2,988.74 C
400-2943	14-4.75 FLUTED(3-1/2API-IF F/100K TAB)	\$3,192.74 C
400-2946	16-4.75 FLUTED(3-1/2API-IF F/100K TAB)	\$3,673.03 C
400-2949	18-4.75 FLUTED(3-1/2API-IF F/100K TAB)	\$3,939.07 C
400-2952	20-4.75 FLUTED(3-1/2API-IF F/100K TAB)	\$5,001.62 C
400-2955	22-4.75 FLUTED(3-1/2API-IF F/100K TAB)	\$5,849.69 C
400-2958	24-4.75 FLUTED(3-1/2API-IF F/100K TAB)	\$6,860.85 C
400-2961	26-4.75 FLUTED(3-1/2API-IF F/100K TAB)	\$7,980.73 C
<b>Reamer Assembly with Swivel Tab</b>		
400-2938	12-4.75 FLUTED(3-1/2API-IF F/30K SW,TB)	\$3,436.41 C
400-2941	14-4.75 FLUTED(3-1/2API-IF F/100K SW,TB)	\$4,721.76 C
400-2944	16-4.75 FLUTED(3-1/2API-IF F/100K SW,TB)	\$5,270.73 C
400-2947	18-4.75 FLUTED(3-1/2API-IF F/100K SW,TB)	\$5,468.09 C
400-2950	20-4.75 FLUTED(3-1/2API-IF F/100K SW,TB)	\$6,530.64 C
400-2953	22-4.75 FLUTED(3-1/2API-IF F/100K SW,TB)	\$7,378.71 C
400-2956	24-4.75 FLUTED(3-1/2API-IF F/100K SW,TB)	\$8,389.87 C
400-2959	26-4.75 FLUTED(3-1/2API-IF F/100K SW,TB)	\$9,509.75 C
<b>Reamer Assembly with Swivel Clevis</b>		
400-2939	12-4.75 FLUTED(3-1/2API-IF F/30K SW,CL)	\$3,504.87 C
400-2942	14-4.75 FLUTED(3-1/2API-IF F/100K SW,CL)	\$4,894.76 C
400-2945	16-4.75 FLUTED(3-1/2API-IF F/100K SW,CL)	\$5,447.27 C
400-2948	18-4.75 FLUTED(3-1/2API-IF F/100K SW,CL)	\$5,641.09 C
400-2951	20-4.75 FLUTED(3-1/2API-IF F/100K SW,CL)	\$6,703.64 C
400-2954	22-4.75 FLUTED(3-1/2API-IF F/100K SW,CL)	\$7,551.71 C
400-2957	24-4.75 FLUTED(3-1/2API-IF F/100K SW,CL)	\$8,562.87 C
400-2960	26-4.75 FLUTED(3-1/2API-IF F/100K SW,CL)	\$9,682.75 C



CONFIDENTIAL

AT100 T4 (final)

**SUGGESTED PRICE LIST  
(F.O.B. PERRY, OKLAHOMA)**

Effective August 1, 2017

PART NO.	DESCRIPTION	MSRP (USD)
<b>KODIAK™ HD</b>		
<b>4.75" Shaft</b>		
<b>Reamer Only</b>		
<b>NOTE: Must select appropriate swivel kit option below.</b>		
400-2588	12-4.75 KODIAK (3-1/2 API-IF, F/30K FLG)	\$3,050.00 C
400-2589	14-4.75 KODIAK (3-1/2 API-IF, F/40K FLG)	\$3,650.00 C
400-2590	16-4.75 KODIAK (3-1/2 API-IF, F/100K FLG)	\$4,675.00 C
400-2591	18-4.75 KODIAK (3-1/2 API-IF, F/100K FLG)	\$5,740.00 C
400-2592	20-4.75 KODIAK (3-1/2 API-IF, F/100K FLG)	\$6,500.00 C
400-2593	24-4.75 KODIAK (3-1/2 API-IF, F/100K FLG)	\$8,000.00 C
400-2594	28-4.75 KODIAK (3-1/2 API-IF, F/100K FLG)	\$10,400.00 C
400-2595	30-4.75 KODIAK (3-1/2 API-IF, F/100K FLG)	\$12,000.00 C
400-2596	34-4.75 KODIAK (3-1/2 API-IF, F/100K FLG)	\$14,500.00 C
400-2597	36-4.75 KODIAK (3-1/2 API-IF, F/100K FLG)	\$16,500.00 C
<b>Reamer Assembly with Tab</b>		
400-2853	12-4.75 KODIAK(3-1/2API-IF F/30K TAB)	\$3,447.66 C
400-2856	14-4.75 KODIAK(3-1/2API-IF F/40K TAB)	\$4,094.49 C
400-2859	16-4.75 KODIAK(3-1/2API-IF F/100K TAB)	\$5,275.74 C
400-2862	18-4.75 KODIAK(3-1/2API-IF F/100K TAB)	\$6,340.74 C
400-2865	20-4.75 KODIAK(3-1/2API-IF F/100K TAB)	\$7,100.74 C
400-2868	24-4.75 KODIAK(3-1/2API-IF F/100K TAB)	\$8,600.74 C
400-2871	28-4.75 KODIAK(3-1/2API-IF F/100K TAB)	\$11,000.74 C
400-2874	30-4.75 KODIAK(3-1/2API-IF F/100K TAB)	\$12,600.74 C
400-2877	34-4.75 KODIAK(3-1/2API-IF F/100K TAB)	\$15,100.74 C
400-2880	36-4.75 KODIAK(3-1/2API-IF F/100K TAB)	\$17,100.74 C
<b>Reamer Assembly with Swivel Tab</b>		
400-2851	12-4.75 KODIAK(3-1/2API-IF F/30K SW,TB)	\$3,895.33 C
400-2854	14-4.75 KODIAK(3-1/2API-IF F/40K SW,TB)	\$4,923.33 C
400-2857	16-4.75 KODIAK(3-1/2API-IF F/100K SW,TB)	\$6,804.76 C
400-2860	18-4.75 KODIAK(3-1/2API-IF F/100K SW,TB)	\$7,869.76 C
400-2863	20-4.75 KODIAK(3-1/2API-IF F/100K SW,TB)	\$8,629.76 C
400-2866	24-4.75 KODIAK(3-1/2API-IF F/100K SW,TB)	\$10,129.76 C
400-2869	28-4.75 KODIAK(3-1/2API-IF F/100K SW,TB)	\$12,529.76 C
400-2872	30-4.75 KODIAK(3-1/2API-IF F/100K SW,TB)	\$14,129.76 C
400-2875	34-4.75 KODIAK(3-1/2API-IF F/100K SW,TB)	\$16,629.76 C
400-2878	36-4.75 KODIAK(3-1/2API-IF F/100K SW,TB)	\$18,629.76 C
<b>Reamer Assembly with Swivel Clevis</b>		
400-2852	12-4.75 KODIAK(3-1/2API-IF F/30K SW,CL)	\$3,963.79 C
400-2855	14-4.75 KODIAK(3-1/2API-IF F/40K SW,CL)	\$5,076.28 C
400-2858	16-4.75 KODIAK (3-1/2API-IF F/100K SW,CL)	\$6,977.76 C
400-2861	18-4.75 KODIAK(3-1/2API-IF F/100K SW,CL)	\$8,042.76 C
400-2864	20-4.75 KODIAK(3-1/2API-IF F/100K SW,CL)	\$8,802.76 C
400-2867	24-4.75 KODIAK(3-1/2API-IF F/100K SW,CL)	\$10,302.76 C
400-2870	28-4.75 KODIAK(3-1/2API-IF F/100K SW,CL)	\$12,702.76 C
400-2873	30-4.75 KODIAK(3-1/2API-IF F/100K SW,CL)	\$14,302.76 C
400-2876	34-4.75 KODIAK(3-1/2API-IF F/100K SW,CL)	\$16,802.76 C
400-2879	36-4.75 KODIAK(3-1/2API-IF F/100K SW,CL)	\$18,802.76 C

Supersedes All Previous Price Lists---Prices Subject to Change Without Notice

The Charles Machine Works, Inc.; PO Box 66; Perry, OK 73077

(AT100 T4 (final) - 482)





CONFIDENTIAL

AT100 T4 (final)

**SUGGESTED PRICE LIST  
(F.O.B. PERRY, OKLAHOMA)**

Effective August 1, 2017

PART NO.	DESCRIPTION	MSRP (USD)
<b>ROCKMONSTER BACKREAMERS</b>		
<b>3.75" Shaft</b>		
400-2993	10X4 ROCKMONSTER (2-7/8 API-R/40K TAB)	\$10,000.00 B
400-3036	12X4 ROCKMONSTER (2-7/8 API-R,F/40K TAB)	\$11,600.00 B
<b>4.75" Shaft</b>		
400-3037	14X4 ROCKMONSTER (3-1/2" API-IF, F/F)	\$11,700.00 B
400-3038	14X5 ROCKMONSTER (3-1/2" API-IF, F/F)	\$12,600.00 B
400-3039	16X5 ROCKMONSTER (3-1/2" API-IF, F/F)	\$15,250.00 B
400-2735	18X5 ROCKMONSTER (3-1/2" API-IF, F/F)	\$18,000.00 B
400-2736	20X6 ROCKMONSTER (3-1/2" API-IF, F/F)	\$21,000.00 B
400-2737	22X6 ROCKMONSTER (3-1/2" API-IF, F/F)	\$22,000.00 B
400-1647	24X6 ROCKMONSTER (3-1/2" API-IF, F/F)	\$24,000.00 B
<b>ROCKMASTER BACKREAMERS</b>		
<b>5.75" Shaft</b>		
190-1397	10-5.75 ROCKMASTER TCI 3.5APIM	\$10,954.23 B
190-1398	10-5.75 ROCKMASTER MT 3.5APIM	\$9,697.80 B
190-1399	12-5.75 ROCKMASTER TCI 3.5APIM	\$11,600.07 B
190-1400	12-5.75 ROCKMASTER MT 3.5APIM	\$10,412.76 B
190-1401	14-5.75 ROCKMASTER TCI 3.5APIM	\$12,411.16 B
190-1402	14-5.75 ROCKMASTER MT 3.5APIM	\$10,830.46 B
<b>8.0" Shaft</b>		
190-1405	16-8 ROCKMASTR TCI 500 3.27-4F	\$31,298.54 B
190-1406	16-8 ROCKMASTR TCI 700 3.27-4F	\$32,237.50 B
190-1407	18-8 ROCKMASTR TCI 500 3.27-4F	\$34,297.87 B
190-1408	18-8 ROCKMASTR TCI 700 3.27-4F	\$34,297.87 B
190-1409	20-8 ROCKMASTR TCI 500 3.27-4F	\$36,939.93 B
190-1410	20-8 ROCKMASTR TCI 700 3.27-4F	\$36,939.93 B
190-1411	22-8 ROCKMASTR TCI 500 3.27-4F	\$37,869.65 B
190-1412	22-8 ROCKMASTR TCI 700 3.27-4F	\$39,005.74 B
<b>STABILIZERS</b>		
400-3023	10" STABILIZER (3 1/2 API-IF,F/M)	\$2,259.43 C
400-3024	12" STABILIZER (3 1/2 API-IF,F/M)	\$2,341.34 C
400-3025	14" STABILIZER (3 1/2 API-IF,F/M)	\$2,484.57 C
400-3026	16" STABILIZER (3 1/2 API-IF,F/M)	\$2,521.49 C
400-3027	18" STABILIZER (3 1/2 API-IF,F/M)	\$2,709.25 C
<b>SWAB BACKREAMERS</b>		
<b>3.50" Shaft</b>		
400-2719	6.5" SWAB ASSEMBLY, 3.49-4	\$998.00 C





CONFIDENTIAL

AT100 T4 (final)

**SUGGESTED PRICE LIST  
(F.O.B. PERRY, OKLAHOMA)**

Effective August 1, 2017

PART NO.	DESCRIPTION	MSRP (USD)
<b>BACKREAMER SWIVELS and TABS</b>		
<b>Swivels</b>		
190-2364	30K SWIVEL KIT (30K TAB)	\$680.57 C
190-2363	30K SWIVEL KIT (30K CLEVIS)	\$749.03 C
190-2366	40K SWIVEL KIT (40K TAB)	\$1,108.57 C
190-2365	40K SWIVEL KIT (40K CLEVIS)	\$1,261.52 C
190-2368	100K SWIVEL KIT (100K TAB)	\$1,965.00 C
190-2367	100K SWIVEL KIT (100K CLEVIS)	\$2,138.00 C
369-971	40K SWIVEL ASSEMBLY	\$1,648.88 C
400-748	40K SWIVEL ASSEMBLY	\$1,682.88 C
400-1390	SWIVEL (3.44-4M SS AT/30K TAB)	\$1,427.51 C
300-1157	30K SWIVEL CLEVIS/TAB	\$1,537.33 C
400-221	40K SOCKET SWIVEL	\$1,688.11 C
400-759	40K BCN SWVL 40K SOC F/40K TAB	\$3,335.38 C
401-294	40K SWIVEL DOUBLE CLEVIS	\$1,563.88 C
369-972	70K SWIVEL	\$3,976.48 C
<b>PULL TABS</b>		
369-122	PULL TAB 3.27-4 F/M PULL TAB	\$462.18 C
369-123	PULL TAB 3.27-4 M/M PULL TAB	\$455.05 C
369-854	PULL TAB 70K CLEVIS/40K TAB	\$402.84 C
400-1386	3.44-4M SS AT/30K PULL TAB	\$452.28 C
190-2615	30K TAB KIT	\$232.90 C
190-2616	40K TAB KIT	\$279.73 C
190-2617	100K TAB KIT	\$435.98 C
400-2519	PULL TAB (3.5 M API-IF/100K)	\$398.50 C
<b>CONNECTORS and ADAPTERS</b>		
908-5188	ADAPTER 3.27-4F x2.88 API REGM	\$625.25 C
400-2230	ADAPTER (3.5F API-IF / 3.27-4M)	\$442.50 C
369-112	4.75 SLANT FACE ADAPTER	\$1,711.05 C
368-742	CONNECTOR 3.27-4 M/3.27-4 M	\$929.26 C
401-255	CONNECTOR 3.27-4F/2.88API IF M	\$647.92 C
401-256	CONNECTOR 3.27-4F/3.5API REG M	\$650.27 C
369-089	CONNECTOR 3.5 API-M/10K RSC-M	\$549.73 C
369-472	CONNECTOR 3.5API F/3.27-4API F	\$426.44 C
368-813	EZ-CONNECT BOX 3.50-4 X 3.27-4	\$563.45 C
400-1480	(EZ-CONNECT BOX 3.50-4F EZ/3.5-4M I.F.)	\$576.80 C
<b>WRENCH JAWS</b>		
400-749	4.50" QUICK WRENCH JAW	\$365.05 C
401-148	6.25" SOFT FORMATION WRENCH JAW	\$559.00 C
401-133	6.25" TRI-CONE WRENCH JAW (2.0" THK)	\$1,024.85 C
400-705	6.5" TRI-CONE WRENCH JAW (2.0" THK)	\$471.00 C

Supersedes All Previous Price Lists---Prices Subject to Change Without Notice

The Charles Machine Works, Inc.; PO Box 66; Perry, OK 73077

(AT100 T4 (final) - 484)



CONFIDENTIAL

AT100 T4 (final)

**SUGGESTED PRICE LIST  
(F.O.B. PERRY, OKLAHOMA)**

Effective August 1, 2017

PART NO.	DESCRIPTION	MSRP (USD)
<b>PULLING ACCESSORIES</b>		
110-987	7/8" ANCHOR SHACKLE (1" PIN)	\$37.15 C
110-847	CLEVIS (1")	\$81.95 C
111-018	CLEVIS (1-1/4")	\$65.50 C
111-019	CLEVIS (1-1/2")	\$197.76 C
906-2627	Trihawk I Pullback Assembly 16-40k	\$119.00 C
906-2523	Trihk III Pull Back Tooth Kit 24-40K Lbs	\$74.80 C
906-2625	Trihawk V Pullback Ass'y 24-40k Drills	\$125.00 C
<b>Pulling Grip</b>		
185-917	PULLING GRIP (3/4"-1 1/4")	\$56.28 C
185-918	PULLING GRIP (1 1/4"-2")	\$58.04 C
185-919	PULLING GRIP (2"-2 3/4")	\$62.58 C
185-920	PULLING GRIP (2 3/4"-3 1/2")	\$67.66 C
185-921	PULLING GRIP (3 1/2"-4 1/4")	\$74.49 C
<b>Heavy Duty Pulling Grip</b>		
185-922	PULLING GRIP (3/4"-1 1/4")PLASTIC COATED	\$76.81 C
185-923	PULLING GRIP (1 1/4"-2")PLASTIC COATED	\$85.87 C
185-924	PULLING GRIP (2"-2 3/4")PLASTIC COATED	\$108.61 C
185-925	PULLING GRIP (2 3/4"-3 1/2")PLASTIC COAT	\$131.34 C
185-926	PULLING GRIP (3 1/2"-4 1/4")PLASTIC COAT	\$157.82 C
<b>Pulling Grip with Swivel</b>		
185-904	PULLING GRIP (1-1/4" TO 2") W / SWVL	\$86.97 C
185-906	PULLING GRIP (2" TO 2-3/4") W / SWVL	\$119.20 C
185-907	PULLING GRIP (2-3/4"TO 3-1/2") W / SWVL	\$135.75 C
185-913	PULLING GRIP (3-1/2"TO 4-1/4") W / SWVL	\$149.00 C
185-914	PULLING GRIP (4-1/4"TO 4-3/4") W / SWVL	\$166.66 C

**SPECIAL PAINT**

Special color charge is per each unit - specify color code. (If first time color order, please provide 2"x3" color chip.)

From the time of confirmation, any special paint order is non-cancelable and non-returnable.

Please allow 30 days from time of order to delivery.

Orders with less than 30 days from order to delivery are subject to applicable surcharge(s).

Prices do not include the application of special or branded paints; i.e.) DuPont, Sherwin-Williams, PPG, metallic or base coat / clear coat.

Charges do not include price of paint.

Call for Pricing A



CONFIDENTIAL

**P80 and PP25**

Changes since the July 1, 2017 price list:

Effective August 1, 2017



CONFIDENTIAL

P80 and PP25

**SUGGESTED PRICE LIST  
(F.O.B. PERRY, OKLAHOMA)**

Effective August 1, 2017

PART NO.	DESCRIPTION	MSRP (USD)
----------	-------------	------------

**STANDARD UNIT**

The **Ditch Witch® P80** package consists of two units: the power source and the hydraulic pusher. These units may be ordered separately.

The P80 is priced less T-bar, back brace, trench box, drive rod, expanders, couplers and other accessories. Select these from appropriate lists.

**NOTE: T-bar or back brace or trench box plus push rod and pilot head are required for push operation. Bell stop and pulling clevis are required for pull back operation.**

The P80 Rod Pusher delivers 81,360 pounds of force on the rod at 2,500 pounds per square inch hydraulic pressure. The recommended power source is the Power Pac listed below.

The **Ditch Witch® Power Pac 25** is powered by an Honda GX690 air-cooled gasoline engine (22.2 hp gross). The Power Pac 25 develops 12.4 gallons per minute hydraulic flow at 2,500 pounds per square inch pressure.

**ROD PUSHER**

**If you select a standard machine configuration, you must also order the "shipped with" items listed below.**

**P80 STANDARD #1**

<b>022-103-1</b>	Base Unit: P80 for BackBrace/T-bar Assy - Includes:	(must order P80 back brace below)
022-103	P80 (BASIC UNIT)	
602-642	P80 ASSY BB & T-BAR KIT	

**Total \$5,105.71 T****P80 STANDARD #2**

<b>022-103-2</b>	Base Unit: P80 for Trench Box Assy - Includes:	(must order P80 trench box below)
022-103	P80 (BASIC UNIT)	
602-643	P80 ASSY TRENCH BOX KIT	

**Total \$5,403.38 T****BASIC UNIT**

<b>022-103</b>	P80 (BASIC UNIT)	\$4,538.18	T
----------------	------------------	------------	---

**P80 ASSEMBLY KIT (Select one)**

602-642	P80 ASSY BB & T-BAR KIT	\$567.53	T
602-643	P80 ASSY TRENCH BOX KIT	\$865.20	T

**TRANSLATION DECALS – P80 (Select if translation needed)**

787-233	DECAL KIT - P40, P80 SPANISH	\$110.06	C
	Shipped with: 701-326 WARNING CRUSHING WEIGHT	\$1.17	C
	706-079 OPERATIONS INSTRUCTION SP	\$55.88	C
		\$167.11	T
270-4532	P40-P80 ISO DECAL KIT	\$23.57	C



CONFIDENTIAL

P80 and PP25

**SUGGESTED PRICE LIST  
(F.O.B. PERRY, OKLAHOMA)****Effective August 1, 2017**

PART NO.	DESCRIPTION	MSRP (USD)
<b>P80 ACCESSORIES</b>		
157-550	U-SEAL (1.750")	\$4.51 C
354-146	"24" PUSH ROD (1.410"-M-F)" (Painted)	\$118.71 C
354-231	"24" PUSH ROD (1.410"-M-F, UNP)" (Unpainted)	\$118.71 C
354-149	"48" PUSH ROD (1.410"-M-F)" (Painted)	\$189.28 C
354-232	"48" PUSH ROD (1.410"-M-F, UNP)" (Unpainted)	\$189.28 C
354-157	PILOT (1.410"-M)	\$60.74 C
354-159	BELL STOP (1.410"-M-F)	\$117.50 C
354-107	P80 BACK BRACE	\$3,268.08 C
	Requires: 354-126 BACK BRACE SUPPORT 2 required	\$879.14 C
	105-340 FLG LOCKNUT (3/4-NC) 8 required	\$2.24 D
	105-384 WASHER (3/4") 8 required	\$0.56 C
	105-466 BOLT (3/4-NC X 2-1/2") 8 required	\$2.59 C
		\$5,069.48
354-185	TRENCH BOX PARTS ASS'Y	\$5,416.35 C
354-255	HEAVY DUTY TRENCH BOX ASS'Y KIT	\$7,281.44 C
354-200	EXTENSION PARTS ASS'Y	\$3,593.99 C
100-714	SOLENOID VALVE ADAPTION KIT	\$1,449.65 C
190-427	TRAILER MOUNT KIT P40 P80	\$172.11 C
190-425	STORAGE BOX KIT - S2A	\$476.77 C
326-181	ROD RACK PARTS ASSEMBLY	\$513.61 C
190-567	ROD GRABBER KIT - P40/P80	\$1,106.51 C
354-161	PULLING CLEVIS (1.410"-M) (Up to 3" service lines)	\$148.50 C
354-236	PULLING CLEVIS (1.410"-M)	\$278.95 C
105-559	BOLT (1-NC X 4-45/64", GD8)	\$22.63 C
105-930	WASHER (1-1/32")	\$23.23 C
105-367	LOCKNUT (1-NC)	\$3.62 C
354-165	PULLING CLEVIS (1.410"-F)	\$116.69 C
354-234	PULLING ADAPTER	\$71.64 C
354-160	"BELL STOP (1.410"-M-1.190"-F)"	\$138.24 C
259-131	TORPEDO LEVEL - STANDARD	\$16.12 D
100-833	ELEC CNTRL MOD KIT - P40, P80	\$8,407.18 C
	Shipped with: 270-2414 DANGER LINE LOCATIONS (Spanish only)	\$2.36 C



CONFIDENTIAL

P80 and PP25

**SUGGESTED PRICE LIST  
(F.O.B. PERRY, OKLAHOMA)**

Effective August 1, 2017

PART NO.	DESCRIPTION	MSRP (USD)
<b>P80 DIRECTIONAL BORING ASSEMBLIES</b>		
400-897	86 STANDARD PILOT HEAD ASSY	\$168.34 C
400-898	86 AGGRESSIVE PILOT HEAD ASSY	\$163.33 C
400-899	86 LESS AGGRESSIVE PILOT HEAD	\$166.66 C
400-901	P80 86B BEACON HOUSING ASSY	\$530.00 C
<b>TRACKING ELECTRONICS</b>		
See Ditch Witch® Electronics Price List		
<b>PULLING ACCESSORIES</b>		
110-289	CLEVIS (5/16)	\$6.99 C
185-901	PULLING GRIP (1/4" TO 1/2") W / SWVL	\$75.60 C
185-902	PULLING GRIP (1/2" TO 3/4") W / SWVL	\$64.89 C
185-903	PULLING GRIP (3/4" TO 1-1/4") W / SWVL	\$60.93 C
185-904	PULLING GRIP (1-1/4" TO 2") W / SWVL	\$86.97 C
185-906	PULLING GRIP (2" TO 2-3/4") W / SWVL	\$119.20 C
185-907	PULLING GRIP (2-3/4" TO 3-1/2") W / SWVL	\$135.75 C
185-913	PULLING GRIP (3-1/2" TO 4-1/4") W / SWVL	\$149.00 C
185-914	PULLING GRIP (4-1/4" TO 4-3/4") W / SWVL	\$166.66 C
<b>EXPANDERS</b>		
354-005	EXPANDER (3-1/2")	\$33.53 C
354-006	EXPANDER (4-1/2")	\$48.86 C
354-007	EXPANDER (5-1/2")	\$153.42 C
354-008	EXPANDER (6-5/8")	\$219.33 C
354-057	EXPANDER ASSEMBLY (8-5/8")	\$225.01 C
354-058	EXPANDER ASSEMBLY (10-3/4")	\$437.52 C
354-059	EXPANDER ASSEMBLY (12-3/4")	\$562.53 C
<b>THREADED PIPE ADAPTERS</b>		
354-046	PIPE ADAPTER (1" NPT)	\$107.95 C
354-047	PIPE ADAPTER (1-1/2" NPT)	\$111.37 C
354-048	PIPE ADAPTER (2" NPT)	\$106.06 C
354-049	PIPE ADAPTER (2-1/2" NPT)	\$125.12 C
354-050	PIPE ADAPTER (3" NPT)	\$136.37 C
354-051	PIPE ADAPTER (4" NPT)	\$126.26 C
354-052	PIPE ADAPTER (6" NPT)	\$284.10 C
<b>POWER PAC</b>		
<b>022-1068</b>	PP25 POWER PAC (PHASE 3)	\$10,600.76 T



CONFIDENTIAL

P80 and PP25

**SUGGESTED PRICE LIST  
(F.O.B. PERRY, OKLAHOMA)**

**Effective August 1, 2017**

PART NO.	DESCRIPTION	MSRP (USD)
----------	-------------	------------

**INSTALLATION CHARGES**

Additional charge for factory installed attachments and accessories

Install P80 trailer kit \$320.00 A

Install storage box \$80.00 A

Install environmentally compatible fluids (P80) Call for prices A

Install environmentally compatible fluids (PP25) \$798.75 A

**SPECIAL PAINT**

Special color charge is per each unit - specify color code. (If first time color order, please provide 2"x3" color chip.)

From the time of confirmation, any special paint order is non-cancelable and non-returnable.

Please allow 30 days from time of order to delivery.

Orders with less than 30 days from order to delivery are subject to applicable surcharge(s).

Prices do not include the application of special or branded paints; i.e.) DuPont, Sherwin-Williams, PPG, metallic or base coat / clear coat.

Charges do not include price of paint. Call for Pricing A



CONFIDENTIAL

**ROTO WITCH**

Changes since the July 1, 2017 price list:

Effective August 1, 2017





CONFIDENTIAL

ROTO WITCH

**SUGGESTED PRICE LIST  
(F.O.B. PERRY, OKLAHOMA)**

Effective August 1, 2017

PART NO.	DESCRIPTION	MSRP (USD)
----------	-------------	------------

**STANDARD UNIT**

Basic **Roto Witch® III and IV** boring attachments connects to hydraulic manifold on four-wheel drive Ditch Witch® basic power units only. Roto Witch® III and IV boring attachments includes direction control which requires electrical connection (schematic included).

All boring attachments are priced less connector shaft, tool joints, drill pipe and bits.  
Boring attachments are priced as dry bore; wet boring is available as an option.

If you select a standard machine configuration, you must also order the “shipped with” items listed below.

**Roto Witch® III STANDARD #1**

**022-104-1** Roto Witch III STANDARD #1 - Includes:  
279-028 RW-III DECAL KIT ENGLISH

**Total \$3,224.55 T****Roto Witch® IV STANDARD #1**

**RWIVA-1** RWIVA Standard Unit - Includes:  
279-029 RWIV DECAL KIT ENGLISH  
600-968 ASSY KIT - STANDARD & RT70/90

**Total \$2,774.10 T****BASIC UNIT**

<b>022-104</b>	RW-III (BASIC UNIT) DRY BORE	\$3,208.80	T
	Shipped with: 602-173 DRY BORE ROTO WITCH SHIP KIT	\$191.22	C
	279-028 RW-III DECAL KIT ENGLISH	No Charge	
		\$3,400.02	
022-037	WET BORE ATTACHMENT - RW-III	\$2,631.30	T
<b>022-200</b>	RWIV	\$1,955.10	T

**DECAL KIT (Select one)**

279-028	RW-III DECAL KIT ENGLISH	\$27.55	C
279-029	RWIV DECAL KIT ENGLISH	\$6.69	C

**SHIPPING KITS (Select one)**

602-174	DRY BORE ROTO WITCH SHIP KIT	\$457.86	C
605-091	SHIP KIT - RWIV FOR RT45	\$377.53	C

**ASSEMBLY KIT (Select one)**

600-968	ASSY KIT - STANDARD & RT70/90	\$858.93	C
---------	-------------------------------	----------	---

**REMOTE CONTROL HANDLE**

217-065	REMOTE CONTROL SWITCH	\$231.44	C
190-2008	ROTOWITCH IV ELECTRICAL CONTROL	\$402.63	C



CONFIDENTIAL

ROTO WITCH

**SUGGESTED PRICE LIST  
(F.O.B. PERRY, OKLAHOMA)****Effective August 1, 2017**

PART NO.	DESCRIPTION	MSRP (USD)
<b>CONNECTOR SHAFTS</b>		
167-035	SPLINE STUB	\$110.88 C
351-236	CONNECTOR SHAFT	\$126.93 C
<b>BITS AND REAMERS - THREADED</b>		
351-065	REAMER (4-3/4")	\$620.00 C
351-013	REAMER (6")	\$670.00 C
351-014	REAMER (8")	\$900.00 C
351-059	REAMER (10")	\$800.00 C
351-031	REAMER (12")	\$621.75 C
351-026	2" FISHTAIL WATER BIT (1-NC)	\$171.27 C
<b>MISCELLANEOUS - THREADED</b>		
351-096	ROD SECTION (10')	\$150.16 C
351-030	ALL THREAD (1-NC X 2-3/4")	\$20.51 C
<b>BITS AND REAMERS - SLIP LATCH</b>		
351-136	1.50" SLIPLATCH COMPACTION BIT	\$184.13 C
351-138	1.75" SLIPLATCH COMPACTION BIT	\$169.75 C
351-140	2.00" SLIPLATCH COMPACTION BIT	\$181.51 C
351-142	2.25" SLIPLATCH COMPACTION BIT	\$186.74 C
351-143	1.380" SAND BIT	\$343.43 C
351-147	2.5" REAMER	\$350.00 C
351-148	3.0" REAMER	\$240.00 C
351-149	3.5" REAMER	\$419.00 C
351-150	4.0" REAMER	\$419.00 C
351-331	FROST AUGER (1.5")	\$366.95 C
351-332	FROST AUGER (3.0")	\$346.05 C
351-337	1.5" SPADE BIT	\$29.63 C
351-310	1.5" TWO PRONG ROCK BIT	\$55.12 C
351-311	2.0" TWO PRONG ROCK BIT	\$37.94 C
351-312	3.0" TWO PRONG ROCK BIT	\$61.61 C
351-313	BIT BODY	\$75.95 C
351-314	BIT BODY	\$105.56 C
<b>MISCELLANEOUS - SLIP LATCH</b>		
351-255	STEM SECTION (5')	\$111.01 C
351-256	STEM SECTION (10')	\$129.30 C
351-246	SWIVEL	\$20.00 C
351-153	BEARING SWIVEL	\$200.00 C
351-267	SLIP LATCH COUPLER	\$126.93 C
351-266	SLIP LATCH PIN W/ THREADS	\$150.16 C
351-272	SLIP-LATCH UNCOUPLER - ONE PIN	\$31.73 C



CONFIDENTIAL

ROTO WITCH

**SUGGESTED PRICE LIST  
(F.O.B. PERRY, OKLAHOMA)**

Effective August 1, 2017

PART NO.	DESCRIPTION	MSRP (USD)
<b>PULLING GRIPS</b>		
110-289	CLEVIS (5/16)	\$6.99 C
185-901	PULLING GRIP (1/4" TO 1/2") W / SWVL	\$75.60 C
185-902	PULLING GRIP (1/2" TO 3/4") W / SWVL	\$64.89 C
185-903	PULLING GRIP (3/4" TO 1-1/4") W / SWVL	\$60.93 C
185-904	PULLING GRIP (1-1/4" TO 2") W / SWVL	\$86.97 C
185-906	PULLING GRIP (2" TO 2-3/4") W / SWVL	\$119.20 C
185-907	PULLING GRIP (2-3/4" TO 3-1/2") W / SWVL	\$135.75 C
185-913	PULLING GRIP (3-1/2" TO 4-1/4") W / SWVL	\$149.00 C
185-914	PULLING GRIP (4-1/4" TO 4-3/4") W / SWVL	\$166.66 C
<b>PIPE PULLING ADAPTERS</b>		
354-046	PIPE ADAPTER (1" NPT)	\$107.95 C
354-047	PIPE ADAPTER (1-1/2" NPT)	\$111.37 C
354-048	PIPE ADAPTER (2" NPT)	\$106.06 C
354-049	PIPE ADAPTER (2-1/2" NPT)	\$125.12 C
354-050	PIPE ADAPTER (3" NPT)	\$136.37 C
354-051	PIPE ADAPTER (4" NPT)	\$126.26 C
354-052	PIPE ADAPTER (6" NPT)	\$284.10 C

**INSTALLATION CHARGES**

Install environmentally compatible fluids

Call for prices A

**SPECIAL PAINT**

Special color charge is per each unit - specify color code. (If first time color order, please provide 2"x3" color chip.)

From the time of confirmation, any special paint order is non-cancelable and non-returnable.

Please allow 30 days from time of order to delivery.

Orders with less than 30 days from order to delivery are subject to applicable surcharge(s).

Prices do not include the application of special or branded paints; i.e.) DuPont, Sherwin-Williams, PPG, metallic or base coat / clear coat.

Charges do not include price of paint.

Call for Pricing A

## FLUID SYSTEMS

- FT5
- FM5
- FM13V
- FM25
- MR90



CONFIDENTIAL

FT5

Changes since the July 1, 2017 price list:

Effective August 1, 2017



CONFIDENTIAL

FT5

**SUGGESTED PRICE LIST  
(F.O.B. PERRY, OKLAHOMA)**

Effective August 1, 2017

PART NO.	DESCRIPTION	MSRP (USD)
----------	-------------	------------

**STANDARD UNIT***Ditch Witch® FT5 FLUID TRANSFER SYSTEM (Includes):*

- 5.5 hp gasoline engine
- Centrifugal pump
- 200 gal. tank and base
- Valves and hoses (less transfer hose)
- Mud mixing hopper

**If you select a standard machine configuration, you must also order the “shipped with” items listed below.****FT5 STANDARD #1**

<b>FT5A-1</b>	Base Unit: - Includes:
022-1112	FLUID TRANSFER SYSTEM FT5 (EPA PHASE 3)
279-015	FT5 DECAL KIT ENGLISH

**Total \$5,259.10 T****BASIC UNIT**

<b>022-1112</b>	FLUID TRANSFER SYSTEM FT5 (EPA PHASE 3)	\$5,061.79 T
-----------------	---	--------------

**NOTE: FT5 uses a standard ¾” garden hose as a transfer hose.****DECAL KITS – FT5 (Select one)**

279-015	FT5 DECAL KIT ENGLISH	\$5.40 C
---------	-----------------------	----------

**TRANSLATION DECALS – (Select if translation needed)**

270-1647	FT5 PRODUCTION DECAL KIT DU	\$70.83	C
270-1645	FT5 PRODUCTION DECAL KIT FR	\$70.83	C
270-4490	FT5 PRODUCTION DECAL KIT GR	\$70.83	C
270-1646	FT5 PRODUCTION DECAL KIT SP	\$70.83	C
270-4491	ISO DECAL KIT - FT5	\$4.33	C
		\$75.16	C

**NOTE: ISO decals will be shipped with all translation decals and any basic unit shipped outside the United States.****ACCESSORIES**

190-1189	TANK FILL KIT, 500 GAL	\$521.39 C
----------	------------------------	------------

**SPECIAL PAINT**

Special color charge is per each unit - specify color code. (If first time color order, please provide 2"x3" color chip.)  
From the time of confirmation, any special paint order is non-cancelable and non-returnable.  
Please allow 30 days from time of order to delivery.  
Orders with less than 30 days from order to delivery are subject to applicable surcharge(s).  
Prices do not include the application of special or branded paints; i.e.) DuPont, Sherwin-Williams, PPG, metallic or base coat / clear coat.  
Charges do not include price of paint.

Call for Pricing A



CONFIDENTIAL

FM5

Changes since the July 1, 2017 price list:

Effective August 1, 2017



CONFIDENTIAL

FM5

**SUGGESTED PRICE LIST  
(F.O.B. PERRY, OKLAHOMA)**

Effective August 1, 2017

PART NO.	DESCRIPTION	MSRP (USD)
----------	-------------	------------

**STANDARD UNIT****Ditch Witch® FM5 MUD MIXING UNIT (Includes):**

- 5.5 hp gasoline Honda Engine
- Venturi mixing stand
- Ship kit - Includes
  - Cup and funnel
  - FHC Adapter

**BASIC UNIT**

<b>350-3726</b>	FM5 ENGINE SUB (EPA PHASE 3)	\$4,441.11	T
	Shipped with: 190-1610 FM5 SHIP KIT	\$51.49	C
		\$4,492.60	

**FLUID TANK OPTION (Select one)**

350-1622	500 GAL TANK ASSEMBLY	\$2,987.00	T
	Shipped with: 190-1187 TANK SHIP KIT, 500 GAL	\$758.50	C
	329-175 FM5 500 GAL TANK ADAPTERS	\$337.24	C
		\$4,082.74	
605-057	300 GALLON RECT. FLUID TANK	\$2,810.71	T

**TRANSLATION DECALS – FLUID TANK (Select if translation needed)**

270-4489	ISO DECAL KIT - FM5	\$7.50	C
----------	---------------------	--------	---

**NOTE: ISO decals will be shipped with all translation decals and any basic unit shipped outside the United States.****ACCESSORIES & TRANSFER HOSE**

516-054	TRANSFER HOSE	\$159.39	C
159-890	50FT 1" TRANSFER HOSE (JT922)	\$286.18	C
159-587	25FT 1.1/2" TRANSFER HOSE ASSY (JT1220)	\$200.44	C
190-1189	TANK FILL KIT, 500 GAL	\$521.39	C

**SPECIAL PAINT**

Special color charge is per each unit - specify color code. (If first time color order, please provide 2"x3" color chip.)

From the time of confirmation, any special paint order is non-cancelable and non-returnable.

Please allow 30 days from time of order to delivery.

Orders with less than 30 days from order to delivery are subject to applicable surcharge(s).

Prices do not include the application of special or branded paints; i.e.) DuPont, Sherwin-Williams, PPG, metallic or base coat / clear coat.

Charges do not include price of paint.

Call for Pricing A





CONFIDENTIAL

FM13V

Changes since the July 1, 2017 price list:

Effective August 1, 2017



CONFIDENTIAL

FM13V

**SUGGESTED PRICE LIST  
(F.O.B. PERRY, OKLAHOMA)****Effective August 1, 2017**

PART NO.	DESCRIPTION	MSRP (USD)
----------	-------------	------------

**STANDARD UNIT**

The **Ditch Witch® FM13V** is a 11.7 horsepower gasoline powered drilling fluid mixing system. It includes an electric start, 6-gallon fuel tank, centrifugal mixing pump, venturi wet hopper system and mounting base. It is designed for use with a 500-gallon or 1,000-gallon mixing tank.

**Ditch Witch® FM13V FLUID MANAGEMENT SYSTEM (Includes):**

- 11.7 hp gross Honda gasoline engine
- Centrifugal mixing pump
- Mixing hopper
- Ship kit

**FM13V STANDARD #1****FM13VA-1** Base Unit: Electric Start - Includes:

022-1134 FM13V FLUID MIXER (PHASE 3, BASE ASSM'Y)  
350-4170 ELECTRIC START ENGINE SUB ASSEMBLY  
270-1665 FM13V PRODUCTION DECAL KIT EN

**Total \$8,106.62 T****BASIC UNIT**

<b>022-1134</b>	FM13V FLUID MIXER (PHASE 3, BASE ASSM'Y)	\$5,841.90	T
	Shipped with: 350-4170 ELECTRIC START ENGINE SUB ASSEMBLY	\$2,332.66	T
	190-1266 FM13V SHIP KIT	\$113.44	C
		<b>\$8,288.00</b>	

**DECAL KITS – FM13V (Select one)**

270-1665	FM13V PRODUCTION DECAL KIT EN	\$13.71	C
----------	-------------------------------	---------	---

**TRANSLATION DECALS – (Select if translation needed)**

270-2227	FM13V PROD. DECAL KIT FR	\$55.23	C
270-2228	FM13V PROD. DECAL KIT GR	\$55.23	C
270-2229	FM13V PROD. DECAL KIT IT	\$55.23	C
270-2230	FM13V PROD. DECAL KIT SP	\$55.23	C
270-2231	FM13V PROD. DECAL KIT DU	\$55.23	C
270-2226	FM13V INTL. ISO DECAL KIT	\$5.50	C
		<b>\$60.73</b>	<b>C</b>

**NOTE: ISO decals will be shipped with all translation decals and any basic unit shipped outside the United States.****FLUID TANK OPTION (Select one)**

350-1622	500 GAL TANK ASSEMBLY	\$2,987.00	T
	Shipped with: 190-1187 TANK SHIP KIT, 500 GAL	\$758.50	C
		<b>\$3,745.50</b>	
602-150	950 GAL TANK ASSEMBLY	\$5,716.36	T
	Shipped with: 190-1188 TANK SHIP KIT, 950 GAL	\$1,115.43	C
		<b>\$6,831.79</b>	

Supersedes All Previous Price Lists---Prices Subject to Change Without Notice

CMW®

The Charles Machine Works, Inc.; PO Box 66; Perry, OK 73077

(FM13V - 501)



CONFIDENTIAL

FM13V

**SUGGESTED PRICE LIST  
(F.O.B. PERRY, OKLAHOMA)****Effective August 1, 2017**

PART NO.	DESCRIPTION	MSRP (USD)
<b>HOSE ADAPTER KIT (Select one)</b>		
100-068	2" HOSE ADAPTER KIT	\$135.13 C

**ACCESSORIES & TRANSFER HOSE**

190-1189	TANK FILL KIT, 500 GAL	\$521.39 C
101-093	TANK FILL KIT, 1000 GAL	\$958.63 C
153-357	TRANSFER HOSE (2" FHC, 50' )	\$268.06 C
190-2105	FM13V UPTIME KIT	\$50.25 B

**SPECIAL PAINT**

Special color charge is per each unit - specify color code. (If first time color order, please provide 2"x3" color chip.)

From the time of confirmation, any special paint order is non-cancelable and non-returnable.

Please allow 30 days from time of order to delivery.

Orders with less than 30 days from order to delivery are subject to applicable surcharge(s).

Prices do not include the application of special or branded paints; i.e.) DuPont, Sherwin-Williams, PPG, metallic or base coat / clear coat.

Charges do not include price of paint.

Call for Pricing A



CONFIDENTIAL

FM25

Changes since the July 1, 2017 price list:

Effective August 1, 2017

**SUGGESTED PRICE LIST  
(F.O.B. PERRY, OKLAHOMA)****Effective August 1, 2017**

PART NO.	DESCRIPTION	MSRP (USD)
----------	-------------	------------

**STANDARD UNIT**

The **Ditch Witch® FM25** is a 25 horsepower diesel powered drilling fluid mixing system. It includes an engine enclosure for noise reduction, 2 electrically controlled centrifugal mixing pumps and 2 plumbing manifolds. Plumbing kits are optional depending on plumbing needs. It utilizes the venturi wet hopper used on the FM13V and can use 1 or 2 hoppers depending on the setup needs of the system. This system is designed to be used with both 500 and 1,000 gallon mixing tanks.

**Ditch Witch® FM25 FLUID MANAGEMENT SYSTEM (Includes):**

- Kubota D1105-E liquid-cooled diesel engine (24.8 hp gross, 23.8 hp estimated net @ 3,000 rpm)  
EPA Tier 4 compliant
- 2 – centrifugal mixing pumps with electric clutches
- 2 – plumbing manifolds
- Noise reduction engine enclosure
- Ship kit

**If you select a standard machine configuration, you must also order the “shipped with” items listed below.**

**FM25 STANDARD #1****FM25A-1** Base Unit: CURB SIDE CONTROLS - Includes:

022-1045 FM25 T4

270-1957 PRODUCTION DECAL KIT - FM25 EN

190-1280 CURB SIDE KIT - FM25

**Total \$17,384.28 T****FM25 STANDARD #2****FM25A-2** Base Unit: STREET SIDE CONTROLS - Includes:

022-1045 FM25 T4

270-1957 PRODUCTION DECAL KIT - FM25 EN

190-1281 STREET SIDE KIT - FM25

**Total \$17,384.28 T****BASIC UNIT****022-1045** FM25 T4

\$17,363.27 T

Shipped with: 190-1264 FM25 SHIP KIT

\$994.33 C

190-1231 FM25 MANIFOLD PLUMBING KIT

\$1,650.83 C

**\$20,008.43****DECAL KITS – FM25 (Select one)**

270-1957 PRODUCTION DECAL KIT - FM25 EN

\$15.40 C

**TRANSLATION DECALS – (Select if translation needed)**

270-1454 FUSE BLOCK FR

\$9.95 C

270-1455 FUSE BLOCK GR

\$9.95 C

270-1456 FUSE BLOCK IT

\$9.95 C

270-1453 FUSE BLOCK SP

\$9.95 C

270-1958 PRODUCTION DECAL KIT - FM25 EU

\$14.38 C

**NOTE: ISO decals will be shipped with all translation decals and any basic unit shipped outside the United States.**



CONFIDENTIAL

FM25

**SUGGESTED PRICE LIST  
(F.O.B. PERRY, OKLAHOMA)****Effective August 1, 2017**

PART NO.	DESCRIPTION	MSRP (USD)	
FLUID TANK OPTION (Select one or two)			
350-1622	500 GAL TANK ASSEMBLY	\$2,987.00	T
	Shipped with: 190-1228 FM25 500 GAL PLUMBING KIT	\$661.62	C
		\$3,648.62	
602-150	950 GAL TANK ASSEMBLY	\$5,716.36	T
	Shipped with: 190-1229 FM25 1000 GAL PLUMBING KIT	\$694.77	C
		\$6,411.13	
MIXING HOPPER (Select one or two)			
190-1232	FM25 MIXING HOPPER AND PLUMBING KIT	\$1,370.39	C
CONTROLS (Select one)			
190-1280	CURB SIDE KIT - FM25	\$22.84	C
190-1281	STREET SIDE KIT - FM25	\$22.84	C
ACCESSORIES & TRANSFER HOSE			
190-1230	FM25 TANK TO TANK TRANSFER KIT	\$151.70	C
190-1189	TANK FILL KIT, 500 GAL	\$521.39	C
101-093	TANK FILL KIT, 1000 GAL	\$958.63	C
153-357	TRANSFER HOSE (2" FHC, 50' )	\$268.06	C
190-2100	FM25 UPTIME KIT	\$77.20	B

**SPECIAL PAINT**

Special color charge is per each unit - specify color code. (If first time color order, please provide 2"x3" color chip.)

From the time of confirmation, any special paint order is non-cancelable and non-returnable.

Please allow 30 days from time of order to delivery.

Orders with less than 30 days from order to delivery are subject to applicable surcharge(s).

Prices do not include the application of special or branded paints; i.e.) DuPont, Sherwin-Williams, PPG, metallic or base coat / clear coat.

Charges do not include price of paint.

Call for Pricing A



CONFIDENTIAL

MR90

Changes since the July 1, 2017 price list:

Effective August 1, 2017



CONFIDENTIAL

MR90

**SUGGESTED PRICE LIST  
(F.O.B. PERRY, OKLAHOMA)****Effective August 1, 2017**

PART NO.	DESCRIPTION	MSRP (USD)
----------	-------------	------------

**STANDARD UNIT**

The **Ditch Witch® MR90** recycles drilling fluids on HDD jobsites. It will reduce drilling fluid & disposal cost which increases customers profit. Quick set up, adjustable shaker platform and auto pit pump shut off are just a few of the features that make the MR90 the most innovative recycling system in the industry.

The basic unit includes the following:

- Kubota D1105-E liquid-cooled diesel engine (24.8 hp gross, 23.8 hp estimated net @ 3,000 rpm)  
EPA Tier 4 compliant
- Hydraulic Tongue Jack - (Standard)
- (6) - 2.5" Hydro-Cyclones
- Hydraulic Leveling Shaker Assembly
- Two-Stage Mud Tank System (340 gal 1st Pass Mud & 110 gal Clean)
- Automatic Pit Pump On/Off Shutoff Switch
- Integrated Spoils Hopper w/ Mixer (Option)
- Proven Stanley® Pit Pump (Option)

**If you select a standard machine configuration, you must also order the "shipped with" items listed below.**

**MR90 STANDARD #1**

<b>MR90-1</b>	Basic: Spoils Mixer/Pit Pump/Trailer (must order T14R trailer below) - Includes:		
350-4230	MR90 TANK ASSEMBLY		
350-4195	FM25H		
270-6116	MR90 PROD DECAL KIT		
350-4122	MR90 - SPOILS HOPPER W/ MIXER (50 GAL)		
350-4106	TANK ASSEMBLY (300 GAL.)		
350-4131	PIT PUMP ASSEMBLY		
350-4142	LIGHT KIT		
350-4226	PLATFORM ACCESSORIES	\$73,052.61	
<b>025-1018</b>	T14R TRAILER ASSEMBLY	\$10,532.08	S
	<b>Total</b>	<b>\$83,584.69</b>	<b>S</b>

**BASIC UNIT**

<b>350-4230</b>	MR90 TANK ASSEMBLY	\$39,441.38	S
<b>350-4195</b>	FM25H	\$22,474.83	S
	Shipped with: 350-4142 LIGHT KIT	\$268.84	S
	190-2317 MR90 SHIP KIT	\$1,310.21	C
<b>350-4106</b>	TANK ASSEMBLY (300 GAL.) (with Skid/Trailer)	\$2,736.81	S
<b>190-2027</b>	MR90 - WATER TANK KIT (300 GALLON) (without Skid/Trailer)	\$2,736.81	S
		\$66,232.07	





CONFIDENTIAL

MR90

**SUGGESTED PRICE LIST  
(F.O.B. PERRY, OKLAHOMA)****Effective August 1, 2017**

PART NO.	DESCRIPTION	MSRP (USD)
<b>DECAL KITS - MR90 (Select one per category)</b>		
270-6116	MR90 PROD DECAL KIT	\$8.17 C
<b>TRANSLATION DECALS – (Select if translation needed)</b>		
270-6121	FM25H PROD DECAL KIT FR	\$148.71 C
270-6122	FM25H PROD DECAL KIT GR	\$148.71 C
270-6123	FM25H PROD DECAL KIT IT	\$148.71 C
270-6124	FM25H PROD DECAL KIT SP	\$148.71 C
270-6117	MR90 ISO DECAL KIT	\$32.25 C
270-6125	FM25H ISO DECAL KIT	\$27.31 C
<b>NOTE: ISO decals will be shipped with all translation decals and any basic unit shipped outside the United States.</b>		
<b>SPOILS HOPPER W/ MIXER (Select one)</b>		
350-4122	MR90 - SPOILS HOPPER W/ MIXER (50 GAL) (with Skid/Trailer)	\$3,395.25 S
190-2028	MR90 - SPOILS HOPPER W/ MIXER KIT 50 GAL (without Skid/Trailer)	\$3,395.25 S
350-4128	MR90 - NO SPOILS HOPPER W/ MIXER (with Skid/Trailer)	\$182.84 S
190-2029	MR90 - NO SPOILS HOPPER W/ MIXER KIT (without Skid/Trailer)	\$182.84 S
<b>PIT PUMP (Optional)</b>		
350-4131	PIT PUMP ASSEMBLY (with Skid/Trailer)	\$3,739.92 S
190-2030	MR90 - PIT PUMP KIT (without Skid/Trailer)	\$3,739.92 S
<b>Both shipped with:</b>		
190-2025	MR90 - PIT PUMP HOSE KIT	\$441.80 C
		\$4,181.72
<b>SCREENS (Select one from each section)</b>		
<b>Course</b>		
301-7189	SCREEN (225 MICRON)	\$260.10 B
301-7191	SCREEN (165 MICRON)	\$260.10 B
<b>Fine</b>		
301-7190	SCREEN (88 MICRON)	\$276.42 B
301-7192	SCREEN (70 MICRON)	\$276.42 B
<b>SKID/TRAILER (Select One)</b>		
302-0104	MR90 SKID	\$3,123.99 S
Shipped with: 350-4226 PLATFORM ACCESSORIES		\$986.49 S
		\$4,110.48 S
<b>T14R BASIC UNIT</b>		
025-1018	T14R TRAILER ASSEMBLY	\$10,532.08 S
Shipped with: 350-4226 PLATFORM ACCESSORIES		\$986.49 S
		\$11,518.57 S
<b>NOTE: Above trailer includes lunette coupler</b>		



CONFIDENTIAL

MR90

**SUGGESTED PRICE LIST  
(F.O.B. PERRY, OKLAHOMA)****Effective August 1, 2017**

PART NO.	DESCRIPTION	MSRP (USD)
<b>ORANGE INTEL™ OPTIONS (Select one)</b>		
350-5371	GPS ONLY FOR GPS-READY <b>Note: Equipment Registration Activates GPS and Telematics Boxes</b>	\$530.00 D
<b>ORANGE INTEL™ SERVICE PLAN OPTIONS (Optional)</b>		
240-1118	1 Year Data Service Plan GPS ONLY <b>Note: Sold in One Year Increments</b>	\$299.40 A
<b>ACCESSORIES</b>		
190-2318	RADIO REMOTE (USA/CANADA/EU/AU/NZ ONLY)	\$1,458.74 C
190-2191	MR90 UPTIME KIT	\$1,065.00 B

**SPECIAL PAINT**

Special color charge is per each unit - specify color code. (If first time color order, please provide 2"x3" color chip.)  
From the time of confirmation, any special paint order is non-cancelable and non-returnable.  
Please allow 30 days from time of order to delivery.  
Orders with less than 30 days from order to delivery are subject to applicable surcharge(s).  
Prices do not include the application of special or branded paints; i.e.) DuPont, Sherwin-Williams, PPG, metallic or base coat / clear coat.  
Charges do not include price of paint.

Call for Pricing A

## VACUUM SYSTEMS

- **MV800**
- **FX20**
- **FX25**
- **FX30**
- **FX50 (less regulated)**
- **FX50 (highly regulated)**
- **FX65 (less regulated)**
- **FX65 (highly regulated)**
- **FXT30**
- **FXT50 (less regulated)**
- **FXT50 (highly regulated)**
- **FXT65 (less regulated)**
- **FXT65 (highly regulated)**



CONFIDENTIAL

MV800

Changes since the July 1, 2017 price list:

Effective August 1, 2017



CONFIDENTIAL

MV800

**SUGGESTED PRICE LIST  
(F.O.B. PERRY, OKLAHOMA)**

Effective August 1, 2017

PART NO.	DESCRIPTION	MSRP (USD)
----------	-------------	------------

**STANDARD UNIT**

The **Ditch Witch® MV800** Vacuum Excavation System will handle various types of non-hazardous liquid spoils but is specifically designed to remove drilling fluid from HDD jobsites. It is targeted at price-conscious directional drill owners and provides exceptional value at a competitive price with the quality and reliability Ditch Witch® customers expect. With the optional water system, the MV800 is also capable of soft excavation tasks for exposing underground utilities.

The basic unit includes the following:

- Briggs and Stratton Vanguard (31 hp gross) air-cooled gasoline engine
- Open power pack design
- Curb-side controls for operator safety
- 800 gallon spoils tank
- Cylinder assist dumping system
- 25 feet (7.6 m) of 3-inch (76 mm) suction hose

**MV800 STANDARD #1**

**MV800-1** MV800: Water Pump/Hyd Door/Trailer (must order MV800 trailer below) - Includes:

350-2946 MV800-POWER PAC - WITH WATER

270-6176 MV800 PROD DECAL KIT

270-6243 MV800 POWER PACK DECAL KIT

350-2948 FILTER HOSES W/O REV.

350-2955 TANK PLUMBING 100 GAL

350-5007 MV800-800 GAL ASSY

601-132 WATER HOSE REEL SUB ASSY

350-2922 T-FILTER ASS'Y

350-2943 MV800-800 GAL DOOR LIFT ASSY

\$28,050.00

**025-1019 MV800 TRAILER**

\$7,905.00

S

**Total \$35,955.00 S****DECAL KITS - MV800 (Select one per category)**

270-6176 MV800 PROD DECAL KIT \$25.10 C

**TRANSLATION DECALS – (Select if translation needed)**

270-6177 MV800 PROD DECAL KIT FR \$118.64 C

270-6178 MV800 PROD DECAL KIT GR \$118.64 C

270-6179 MV800 PROD DECAL KIT IT \$118.64 C

270-6180 MV800 PROD DECAL KIT SP \$118.64 C

270-6181 MV800 ISO DECAL KIT \$83.38 C

\$202.02 C

**POWER PACK**

270-6243 MV800 POWER PACK DECAL KIT \$105.00 C

**NOTE: ISO decals will be shipped with all translation decals and any basic unit shipped outside the United States.**



CONFIDENTIAL

MV800

**SUGGESTED PRICE LIST  
(F.O.B. PERRY, OKLAHOMA)****Effective August 1, 2017**

PART NO.	DESCRIPTION	MSRP (USD)	
<b>POWER PACKS (Select one)</b>			
350-2946	MV800-POWER PAC - WITH WATER	\$12,750.00	S
	Shipped with: 601-132 WATER HOSE REEL SUB ASSY	\$529.38	S
		\$13,279.38	S
<b>With trailer</b>			
350-2955	TANK PLUMBING 100 GAL	\$1,071.00	S
<b>Without trailer</b>			
190-2352	100 GAL TANK PLUMBING KIT	\$1,071.00	S
350-2947	MV800 POWER PAC W\O WATER	\$10,761.00	S
<b>Without trailer</b>			
350-5017	800 GAL SKID AND HARDWARE	\$936.36	S
<b>REVERSE FLOW (Optional)</b>			
350-2944	MV800-REVERSE FLOW ASSY	\$1,708.50	S
<b>FILTERS</b>			
350-2922	T-FILTER ASS'Y	\$1,479.00	S
<b>With reverse flow only</b>			
	Shipped with: 350-4368 REV. FLOW TO T-FILTER HOSES	\$382.50	S
<b>Without reverse flow only</b>			
	Shipped with: 350-2948 FILTER HOSES W/O REV.	\$214.20	S
<b>SPOILS TANK</b>			
350-5007	MV800-800 GAL ASSY	\$10,495.80	S
	Shipped with: 153-954 REDUCER 4 1/2 FHCM-3 1/2 FHCF	\$58.37	C
		\$10,554.17	
<b>HYDRAULIC DOOR (Optional)</b>			
350-2943	MV800-800 GAL DOOR LIFT ASSY	\$1,377.00	S
<b>HOSE / TOOL STORAGE</b>			
310-893	3" SUCTION TOOL	\$294.92	D
	Shipped with: 315-721 3" SUCTION HOSE-25'-M/F	\$311.22	D
		\$606.14	D
<b>ORANGE INTEL™ OPTIONS (Select one)</b>			
350-5371	GPS ONLY FOR GPS-READY	\$530.00	D
<b>Note: Equipment Registration Activates GPS and Telematics Boxes</b>			
<b>ORANGE INTEL™ SERVICE PLAN OPTIONS (Optional)</b>			
240-1118	1 Year Data Service Plan GPS ONLY	\$299.40	A
<b>Note: Sold in One Year Increments</b>			



CONFIDENTIAL

MV800

**SUGGESTED PRICE LIST  
(F.O.B. PERRY, OKLAHOMA)****Effective August 1, 2017**

PART NO.	DESCRIPTION	MSRP (USD)
<b>ACCESSORIES</b>		
150-2624	PROSPECTOR NOZZLE (#3)	\$272.95 C
190-2507	PROSPECTOR ASSEMBLY, W/48" LANCE,#3 NOZZ	\$388.31 C
259-1012	PROSPECTOR EXTENSION, 48"LG W/ FITTING	\$17.00 C
301-5571	REDUCED FHC BODY (64F-96F)	\$236.36 C
190-2102	FX25/MV800 UPTIME KIT	\$85.23 B
<b>TRAILER</b>		
025-1019	MV800 TRAILER	\$7,905.00 S

**NOTE: Above trailer includes lunette coupler****SPECIAL PAINT**

Special color charge is per each unit - specify color code. (If first time color order, please provide 2"x3" color chip.)

From the time of confirmation, any special paint order is non-cancelable and non-returnable.

Please allow 30 days from time of order to delivery.

Orders with less than 30 days from order to delivery are subject to applicable surcharge(s).

Prices do not include the application of special or branded paints; i.e.) DuPont, Sherwin-Williams, PPG, metallic or base coat / clear coat.

Charges do not include price of paint.

Call for Pricing A



CONFIDENTIAL

**FX20**

Changes since the July 1, 2017 price list:

Effective August 1, 2017





CONFIDENTIAL

FX20

**SUGGESTED PRICE LIST  
(F.O.B. PERRY, OKLAHOMA)****Effective August 1, 2017**

PART NO.	DESCRIPTION	MSRP (USD)
----------	-------------	------------

**STANDARD UNIT**

The **Ditch Witch® FX20** Vacuum Excavation System is a compact, but powerful vacuum excavator used for a variety of clean up applications as well as a powerful "soft:" excavation machine.

The basic unit includes the following:

- Kohler engine CH740S (25 hp gross)
- Suction tool - 5'
- 3" suction hose

If you select a standard machine configuration, you must also order the "shipped with" items listed below.

FX20 STANDARD #1		
<b>FX20A-1</b>	FX20 Standard: 150gal spoil, 80gal water (must order S4S trailer below) - Includes:	
022-1069	FX20 VACUUM EXCAVATOR (PHASE 3)	
650-1148	FX20 Water Tank Sub-Assembly	
270-6362	FX20 PRODUCTION DECAL KIT	\$21,301.70 S
<b>025-1020</b>	<b>S4S TRAILER ASS'Y</b>	\$4,021.02 S
<b>Total</b>		<b>\$25,322.72</b>

**BASIC UNIT**

<b>022-1069</b>	FX20 VACUUM EXCAVATOR (PHASE 3)	\$18,411.26 S
-----------------	---------------------------------	---------------

DECAL KITS - FX20 (Select one)		
270-6362	FX20 PRODUCTION DECAL KIT	\$23.26 C
TRANSLATION DECALS – (Select if translation needed)		
270-6363	FX20 PRODUCTION DECAL KIT FR	\$100.45 C
270-6364	FX20 PRODUCTION DECAL KIT GR	\$100.45 C
270-6365	FX20 PRODUCTION DECAL KIT IT	\$100.45 C
270-6366	FX20 PRODUCTION DECAL KIT SP	\$100.45 C
270-2221	FX20 INTL. ISO DECAL KIT	\$32.07 C
		\$132.52 C
<b>NOTE: ISO decals will be shipped with all translation decals and any basic unit shipped outside the United States.</b>		

WATER TANK ASSEMBLY (Select one)		
650-1148	FX20 Water Tank Sub-Assembly	\$2,893.64 S

ORANGE INTEL™ OPTIONS (Select one)		
350-5369	GPS ONLY FOR NON GPS-READY	\$574.74 D
<b>Note: Equipment Registration Activates GPS and Telematics Boxes</b>		

ORANGE INTEL™ SERVICE PLAN OPTIONS (Optional)		
240-1118	1 Year Data Service Plan GPS ONLY	\$299.40 A
<b>Note: Sold in One Year Increments</b>		



CONFIDENTIAL

FX20

**SUGGESTED PRICE LIST  
(F.O.B. PERRY, OKLAHOMA)****Effective August 1, 2017**

PART NO.	DESCRIPTION	MSRP (USD)	
<b>ACCESSORIES</b>			
315-651	7' SUCTION TOOL	\$245.03	D
310-894	TWO IN ONE TOOL	\$871.02	D
315-721	3" SUCTION HOSE-25'-M/F	\$311.22	D
150-2624	PROSPECTOR NOZZLE (#3)	\$272.95	C
190-2507	PROSPECTOR ASSEMBLY, W/48" LANCE,#3 NOZZ	\$388.31	C
259-1012	PROSPECTOR EXTENSION, 48"LG W/ FITTING	\$17.00	C
300-4120	PLUG (64N)	\$9.15	C
190-1343	LEFT CONTROL KIT FX20	\$464.12	C
190-2101	FX20 UPTIME KIT	\$64.70	B

**TRAILER (Optional)**

<b>S4S BASIC UNIT</b>			
025-1020	S4S TRAILER ASS'Y	\$4,021.02	S
	Shipped with: 190-1158 S4S,S6B,S7B,S8B FENDER KIT	\$327.63	Q
	190-1335 S4S MOUNTING KIT	\$28.48	D
		\$4,377.13	
<b>ACCESSORIES</b>			
205-498	LUNETTE (3")	\$75.34	C
104-139	TRAILER & WHEEL LOCK KIT	\$306.94	D

**NOTE: Above trailer includes 2-5/16" ball coupler****NOTE: The 190-939 includes a male and female connector and bolts. It attaches to the trailer and is used to splice into the wiring harness. This will allow the connection to come apart if the wiring harness is not unplugged from the towing vehicle when the trailer is uncoupled.****NOTE: The S4S trailer can not be purchased without purchasing an FX20 mounted on it.****INSTALLATION CHARGES**

Additional charge for factory installed attachments and accessories

Install fender kit \$80.00 A

**SPECIAL PAINT**

Special color charge is per each unit - specify color code. (If first time color order, please provide 2"x3" color chip.)

From the time of confirmation, any special paint order is non-cancelable and non-returnable.

Please allow 30 days from time of order to delivery.

Orders with less than 30 days from order to delivery are subject to applicable surcharge(s).

Prices do not include the application of special or branded paints; i.e.) DuPont, Sherwin-Williams, PPG, metallic or base coat / clear coat.

Charges do not include price of paint.

FX20 Vac Call for Pricing A

S4S Trailer Call for Pricing A



CONFIDENTIAL

**FX25**

Changes since the July 1, 2017 price list:

Effective August 1, 2017



CONFIDENTIAL

FX25

**SUGGESTED PRICE LIST  
(F.O.B. PERRY, OKLAHOMA)**

Effective August 1, 2017

PART NO.	DESCRIPTION	MSRP (USD)
----------	-------------	------------

**STANDARD UNIT**

The **Ditch Witch® FX25** Vacuum Excavation System is a low cost, low maintenance vac system that can perform a wide range of cleanup and soft excavation tasks.

The basic unit includes the following:

- Briggs and Stratton Vanguard (31 hp gross) air-cooled gasoline engine
- Open power pack design
- Cylinder assist dumping system
- Wash wand kit
- Antifreeze kit (w/ water unit only)

**If you select a standard machine configuration, you must also order the "shipped with" items listed below.**

**FX25 STANDARD #1**

**FX25A-1** FX25 Standard: 500gal spoil, 80gal water (must order T9S trailer below) - Includes:

350-3037 FX25 POWER PACK W/WATER AND HYD. PUMP

350-3813 FX25 500 GAL W/WATER PARTS ASM

350-3041 GEAR PUMP HYDRAULICS - T9

350-2457 WATER TANK SUB, 80 GALLON

350-5006 TANK AND SKID 500 GAL

601-787 SHUTOFF ASSEMBLY

350-3777 FILTER ASSEMBLY

350-3693 FILTER STAND

350-3880 EXPANSION CANISTER ASSEMBLY

601-132 WATER HOSE REEL SUB ASSY

350-3768 4" ELBOW AND HOSE BARB

350-3706 3" & 4" HOSE AND TOOL RACK

270-2748 FX25 POWER PACK PROD. DECAL KIT

270-2797 300/500/800 GAL TANK PROD. DECAL KIT

**\$32,004.08**

**S**

**025-1023 T9S VAC TRAILER**

**\$6,982.91**

**S**

**Total \$38,986.99 S**

**FX25 STANDARD #2**

**FX25A-2** FX25 Standard 500gal spoil, 200gal water (must order T12SE trailer below) - Includes:

350-3037 FX25 POWER PACK W/WATER AND HYD. PUMP

350-3813 FX25 500 GAL W/WATER PARTS ASM

350-3733 GEAR PUMP HYDRAULICS 500 GAL

350-2459 T-12 WATER TANK SUB, 200 GALLON

350-5006 TANK AND SKID 500 GAL

601-787 SHUTOFF ASSEMBLY

350-3777 FILTER ASSEMBLY

350-3693 FILTER STAND

350-3880 EXPANSION CANISTER ASSEMBLY

601-132 WATER HOSE REEL SUB ASSY

350-3768 4" ELBOW AND HOSE BARB

350-3706 3" & 4" HOSE AND TOOL RACK

350-3750 AIR INLET RELOCATION SUB

270-2748 FX25 POWER PACK PROD. DECAL KIT

270-2797 300/500/800 GAL TANK PROD. DECAL KIT

**\$32,368.38**

**S**

**025-1021 T12SE TRAILER ASSEMBLY**

**\$9,708.59**

**S**

**Total \$42,076.97 S**

Supersedes All Previous Price Lists---Prices Subject to Change Without Notice

The Charles Machine Works, Inc.; PO Box 66; Perry, OK 73077

(FX25 - 519)



CONFIDENTIAL

FX25

**SUGGESTED PRICE LIST  
(F.O.B. PERRY, OKLAHOMA)****Effective August 1, 2017**

PART NO.	DESCRIPTION	MSRP (USD)
<b>DECAL KITS - FX25 (Select one per category)</b>		
<b>POWER PACK</b>		
270-2748	FX25 POWER PACK PROD. DECAL KIT	\$15.05 C
270-2749	FX25 POWER PACK PROD. DECAL KIT FR	\$49.89 C
270-2750	FX25 POWER PACK PROD. DECAL KIT GR	\$49.89 C
270-2751	FX25 POWER PACK PROD. DECAL KIT IT	\$49.89 C
270-2752	FX25 POWER PACK PROD. DECAL KIT SP	\$49.89 C
270-2753	FX25 POWER PACK PROD. ISO DECAL KIT	\$7.31 C
<b>TANK</b>		
270-2797	300/500/800 GAL TANK PROD. DECAL KIT	\$26.90 C
270-2798	500 GAL TANK PROD. DECAL KIT FR	\$134.78 C
270-2799	500 GAL TANK PROD. DECAL KIT GR	\$134.78 C
270-2800	500 GAL TANK PROD. DECAL KIT IT	\$134.78 C
270-2801	500 GAL TANK PROD. DECAL KIT SP	\$134.78 C
270-2802	500 GAL TANK PROD. ISO DECAL KIT	\$73.21 C
<b>NOTE: ISO decals will be shipped with all translation decals and any basic unit shipped outside the United States.</b>		
<b>POWER PACKS (Select one)</b>		
350-3037	FX25 POWER PACK W/WATER AND HYD. PUMP	\$14,993.19 S
350-3729	FX25 POWER PACK WITHOUT WATER	\$13,583.57 S
<b>REVERSE FLOW (Optional)</b>		
350-3703	REVERSE FLOW PLUMBING	\$2,361.34 S

**SUGGESTED PRICE LIST  
(F.O.B. PERRY, OKLAHOMA)**

**Effective August 1, 2017**

PART NO.	DESCRIPTION	MSRP (USD)	
<b>FILTERS (Select one from Canister or Cyclone section)</b>			
<b>CANISTER FILTER OPTIONS</b>			
<b>With trailer</b>			
350-3777	FILTER ASSEMBLY	\$1,211.76	S
	Shipped with: 350-3693 FILTER STAND	2 required \$207.06	\$414.12 S
	350-3880 EXPANSION CANISTER ASSEMBLY		\$712.98 S
	350-3768 4" ELBOW AND HOSE BARB		\$191.13 C
	350-3750 AIR INLET RELOCATION SUB (500 SPOILS & 200 WATER)		\$164.71 S
<b>Reverse flow only</b>			
	Shipped with: 150-3675 BULK HOSE, HIGH TEMP (4", SOLD PER INCH)	95 required \$3.52	\$334.40 D
<b>Without trailer</b>			
190-1856	VAC FILTER KIT	\$1,681.98	S
	Shipped with: 190-2097 CANISTER BASKET KIT		\$712.98 S
<b>Reverse flow only</b>			
	Shipped with: 150-3675 BULK HOSE, HIGH TEMP (4", SOLD PER INCH)	95 required \$3.52	\$334.40 D
<b>CYCLONE FILTER OPTIONS</b>			
<b>With trailer</b>			
350-3779	CYCLONE ASSEMBLY	\$2,594.88	S
	Shipped with: 350-3777 FILTER ASSEMBLY		\$1,211.76 S
	350-3693 FILTER STAND		\$207.06 S
	350-3750 AIR INLET RELOCATION SUB (500 SPOILS & 200 WATER)		\$164.71 S
<b>Reverse flow</b>			
	Shipped with: 350-3768 4" ELBOW AND HOSE BARB		\$191.13 C
	301-4659 VERTICAL CYCLONE LID		\$296.82 S
	150-3675 BULK HOSE, HIGH TEMP (4", SOLD PER INCH)	95 required \$3.52	\$334.40 D
<b>No Reverse flow</b>			
	Shipped with: 350-3767 4" COLLAR AND HOSE BARB		\$168.52 C
	301-4658 HORIZONTAL CYCLONE LID		\$296.82 S
<b>Without trailer</b>			
190-2058	CYCLONE KIT	\$2,536.74	S
	Shipped with: 190-1856 VAC FILTER KIT		\$1,681.98 S
<b>Reverse flow only</b>			
	Shipped with: 150-3675 BULK HOSE, HIGH TEMP (4", SOLD PER INCH)	95 required \$3.52	\$334.40 D
<b>SPOILS TANK</b>			
350-5006	TANK AND SKID 500 GAL	\$10,530.48	S
	Shipped with: 601-787 SHUTOFF ASSEMBLY	\$551.82	S
			\$11,082.30 S
<b>(Select one of the following options)</b>			
<b>With Trailer Options</b>			
350-3814	FX25 500 GAL W/O WATER PARTS ASM	\$399.62	S
350-3813	FX25 500 GAL W/WATER PARTS ASM	\$675.25	S
<b>Without Trailer Options</b>			
190-1842	FX25 500 GAL W/O WATER PARTS KIT	\$323.22	S
190-1841	FX25 500 GAL W/WATER PARTS KIT	\$647.66	S

**SUGGESTED PRICE LIST  
(F.O.B. PERRY, OKLAHOMA)****Effective August 1, 2017**

PART NO.	DESCRIPTION	MSRP (USD)
<b>GEAR PUMP HYDRAULICS</b>		
ships when ordering no trailer or 200 gallon water with trailer		
350-3733	GEAR PUMP HYDRAULICS 500 GAL	\$286.96 S
ships when ordering without water with trailer or 80 gallon water with trailer		
350-3041	GEAR PUMP HYDRAULICS - T9	\$318.26 S
<b>WATER TANKS (Optional)</b>		
<b>With Trailer Options</b>		
350-2457	WATER TANK SUB, 80 GALLON	\$1,253.58 S
350-2459	T-12 WATER TANK SUB, 200 GALLON	\$1,629.89 S
<b>Without Trailer Options</b>		
190-1834	80 GAL WATER SYSTEM KIT - FX25	\$1,470.74 S
190-1835	200 GAL WATER SYSTEM KIT - FX25	\$2,040.87 S
<b>WATER HOSE REEL (Select with water only)</b>		
601-132	WATER HOSE REEL SUB ASSY	\$529.38 S
<b>HOSE / TOOL STORAGE (Select one)</b>		
310-893	3" SUCTION TOOL	\$294.92 D
Shipped with: 318-652 3" SUCTION HOSE-50'-M/F		\$541.91 D
350-3706 3" & 4" HOSE AND TOOL RACK (with trailer)		\$446.76 S
190-1821 3" & 4" HOSE AND TOOL RACK (without trailer)		\$446.76 S
153-954 REDUCER 4 1/2 FHCM-3 1/2 FHCF		\$58.37 C
		\$1,341.96
319-539	4" SUCTION TOOL (EXTENDABLE)	\$530.28 D
Shipped with: 320-800 4" HOSE (25')		\$526.30 D
350-3706 3" & 4" HOSE AND TOOL RACK (with trailer)		\$446.76 S
190-1821 3" & 4" HOSE AND TOOL RACK (without trailer)		\$446.76 S
		\$1,503.34
<b>ORANGE INTEL™ OPTIONS (Select one)</b>		
350-5371	GPS ONLY FOR GPS-READY	\$530.00 D
<b>Note: Equipment Registration Activates GPS and Telematics Boxes</b>		
<b>ORANGE INTEL™ SERVICE PLAN OPTIONS (Optional)</b>		
240-1118	1 Year Data Service Plan GPS ONLY	\$299.40 A
<b>Note: Sold in One Year Increments</b>		



CONFIDENTIAL

FX25

**SUGGESTED PRICE LIST  
(F.O.B. PERRY, OKLAHOMA)****Effective August 1, 2017**

PART NO.	DESCRIPTION	MSRP (USD)
<b>ACCESSORIES</b>		
310-894	TWO IN ONE TOOL	\$871.02 D
315-651	7' SUCTION TOOL	\$245.03 D
150-2624	PROSPECTOR NOZZLE (#3)	\$272.95 C
190-2507	PROSPECTOR ASSEMBLY, W/48" LANCE,#3 NOZZ	\$388.31 C
259-1012	PROSPECTOR EXTENSION, 48"LG W/ FITTING	\$17.00 C
301-5571	REDUCED FHC BODY (64F-96F)	\$236.36 C
190-2102	FX25/MV800 UPTIME KIT	\$85.23 B
<b>WATER HEATER (Optional)</b>		
190-2045	HEATER KIT (without trailer)	\$6,018.00 S

**TRAILERS (Optional)****T9S BASIC UNIT** (for use with 80 gallon water tank)

025-1023	T9S VAC TRAILER	\$6,982.91 S
025-1024	T9SH VAC TRAILER	\$8,760.43 S

**T12SE BASIC UNIT** (for use with 200 gallon water tank)

025-1021	T12SE TRAILER ASSEMBLY	\$9,708.59 S
----------	------------------------	--------------

**NOTE: Above trailers include lunette coupler****SPECIAL PAINT**

Special color charge is per each unit - specify color code. (If first time color order, please provide 2"x3" color chip.)

From the time of confirmation, any special paint order is non-cancelable and non-returnable.

Please allow 30 days from time of order to delivery.

Orders with less than 30 days from order to delivery are subject to applicable surcharge(s).

Prices do not include the application of special or branded paints; i.e.) DuPont, Sherwin-Williams, PPG, metallic or base coat / clear coat.

Charges do not include price of paint.

Call for Pricing A





CONFIDENTIAL

**FX30**

Changes since the July 1, 2017 price list:

Effective August 1, 2017



CONFIDENTIAL

FX30

**SUGGESTED PRICE LIST  
(F.O.B. PERRY, OKLAHOMA)****Effective August 1, 2017**

PART NO.	DESCRIPTION	MSRP (USD)
----------	-------------	------------

**STANDARD UNIT**

The **Ditch Witch® FX30** Vacuum Excavation System is both a portable vacuum unit for a variety of utility clean up applications and a powerful "soft" excavating machine for digging precisely controlled excavations to expose buried utilities.

The basic unit includes the following:

- Kubota D1105-E3B liquid-cooled diesel engine (24.8 hp gross) EPA Tier 4 compliant
- Insulated engine enclosure
- Cylinder assist dumping system
- Hydraulic door
- Wash wand kit
- Antifreeze kit

**If you select a standard machine configuration, you must also order the "shipped with" items listed below.**

**FX30 STANDARD #1**

**FX30B-1** FX30: 800/200gal, Canister, T22S (must order T22 trailer below) - Includes:

FX30B-BASIC-2	FX30B: Suction Only Power Pack		
350-3816	FX30 800 GAL PARTS ASM		
350-3728	GEAR PUMP HYDRAULICS 800 GAL		
350-2458	WATER TANK SUB, 200 GALLON		
350-5008	TANK (800 GAL)		
601-787	SHUTOFF ASSEMBLY		
350-3777	FILTER ASSEMBLY		
350-3693	FILTER STAND		
350-3880	EXPANSION CANISTER ASSEMBLY		
601-132	WATER HOSE REEL SUB ASSY		
350-3768	4" ELBOW AND HOSE BARB		
350-3706	3" & 4" HOSE AND TOOL RACK		
270-6009	800 GALLON PRODUCTION KIT	\$41,779.32	S
<b>025-1029</b>	<b>T22 TRAILER</b>	\$11,601.28	S
		<b>Total</b>	<b>\$53,380.60 S</b>



CONFIDENTIAL

FX30

**SUGGESTED PRICE LIST  
(F.O.B. PERRY, OKLAHOMA)**

Effective August 1, 2017

PART NO.	DESCRIPTION	MSRP (USD)
<b>FX30 STANDARD #2</b>		
<b>FX30B-2</b>	FX30: 500gal, 80gal, no Reverse Flow (must order T9S trailer below) - Includes:	
FX30B-BASIC-2	FX30B: Suction Only Power Pack	
350-3815	FX30 500 GAL PARTS ASM	
350-3041	GEAR PUMP HYDRAULICS - T9	
350-2457	WATER TANK SUB, 80 GALLON	
350-5006	TANK AND SKID 500 GAL	
601-787	SHUTOFF ASSEMBLY	
350-3777	FILTER ASSEMBLY	
350-3693	FILTER STAND	
350-3880	EXPANSION CANISTER ASSEMBLY	
601-132	WATER HOSE REEL SUB ASSY	
350-3768	4" ELBOW AND HOSE BARB	
350-3706	3" & 4" HOSE AND TOOL RACK	
270-2797	300/500/800 GAL TANK PROD. DECAL KIT	\$39,615.68 S
<b>025-1023</b>	<b>T9S VAC TRAILER</b>	\$6,982.91 S
<b>Total</b>		<b>\$46,598.59 S</b>

<b>FX30 STANDARD #3</b>		
<b>FX30B-3</b>	FX30: 500gal, 200gal, no Reverse Flow (must order T12SE trailer below) - Includes:	
FX30B-BASIC-2	FX30B: Suction Only Power Pack	
350-3815	FX30 500 GAL PARTS ASM	
350-3733	GEAR PUMP HYDRAULICS 500 GAL	
350-2459	T-12 WATER TANK SUB, 200 GALLON	
350-5006	TANK AND SKID 500 GAL	
601-787	SHUTOFF ASSEMBLY	
350-3777	FILTER ASSEMBLY	
350-3693	FILTER STAND	
350-3880	EXPANSION CANISTER ASSEMBLY	
601-132	WATER HOSE REEL SUB ASSY	
350-3768	4" ELBOW AND HOSE BARB	
350-3706	3" & 4" HOSE AND TOOL RACK	
350-3750	AIR INLET RELOCATION SUB	
270-2797	300/500/800 GAL TANK PROD. DECAL KIT	\$39,830.51 S
<b>025-1021</b>	<b>T12SE TRAILER ASSEMBLY</b>	\$9,708.59 S
<b>Total</b>		<b>\$49,539.10 S</b>



CONFIDENTIAL

FX30

**SUGGESTED PRICE LIST  
(F.O.B. PERRY, OKLAHOMA)****Effective August 1, 2017**

PART NO.	DESCRIPTION	MSRP (USD)
<b>DECAL KITS - FX30 (Select one per category)</b>		
<b>POWER PACK</b>		
270-5535	FX30 T4F POWER PACK PROD DECAL KIT	\$30.00 C
270-5536	FX30 T4F POWER PACK PROD DECAL KIT FR	\$90.48 C
270-5537	FX30 T4F POWER PACK PROD DECAL KIT GR	\$90.48 C
270-5538	FX30 T4F POWER PACK PROD DECAL KIT IT	\$90.48 C
270-5539	FX30 T4F POWER PACK PROD DECAL KIT SP	\$90.48 C
270-5540	FX30 T4F POWER PACK ISO DECAL KIT	\$23.60 C
<b>TANK</b>		
270-2797	300/500/800 GAL TANK PROD. DECAL KIT	\$26.90 C
270-2798	500 GAL TANK PROD. DECAL KIT FR	\$134.78 C
270-2799	500 GAL TANK PROD. DECAL KIT GR	\$134.78 C
270-2800	500 GAL TANK PROD. DECAL KIT IT	\$134.78 C
270-2801	500 GAL TANK PROD. DECAL KIT SP	\$134.78 C
270-2802	500 GAL TANK PROD. ISO DECAL KIT	\$73.21 C
270-6009	800 GALLON PRODUCTION KIT	\$27.10 C
270-6017	800 GALLON PRODUCTION KIT FR	\$84.95 C
270-6018	800 GALLON PRODUCTION KIT GR	\$84.95 C
270-6019	800 GALLON PRODUCTION KIT IT	\$84.95 C
270-6020	800 GALLON PRODUCTION KIT SP	\$84.95 C
270-6011	800 GALLON ISO KIT	\$71.60 C
<b>NOTE: ISO decals will be shipped with all translation decals and any basic unit shipped outside the United States.</b>		
<b>POWER PACKS (Select one)</b>		
FX30B-BASIC-1	FX30B: Reverse Flow Power Pack	\$25,468.16 S
FX30B-BASIC-2	FX30B: Suction Only Power Pack	\$23,588.78 S

**SUGGESTED PRICE LIST**  
**(F.O.B. PERRY, OKLAHOMA)**

**Effective August 1, 2017**

PART NO.	DESCRIPTION	MSRP (USD)
<b>FILTERS (Select one from Canister or Cyclone section)</b>		
<b>CANISTER FILTER OPTIONS</b>		
<b>With trailer</b>		
350-3777	FILTER ASSEMBLY	\$1,211.76 S
	Shipped with: 350-3693 FILTER STAND (80, 200 GAL WATER) 2 required \$207.06	\$414.12 S
	350-3693 FILTER STAND (300 GAL WATER) 1 required	\$207.06 S
	350-3915 FILTER STAND (300 GAL WATER) 1 required	\$243.78 S
	350-3880 EXPANSION CANISTER ASSEMBLY	\$712.98 S
	350-3750 AIR INLET RELOCATION SUB (500 SPOILS & 200 WATER)	\$164.71 S
	350-3796 4" 180 DEGREE HOSE TRANSITION (800 SPOILS & 300 WATER)	\$342.72 S
	350-3768 4" ELBOW AND HOSE BARB	\$191.13 C
<b>With reverse flow and 500 gallon spoils tank</b>		
	Shipped with: 150-3675 BULK HOSE, HIGH TEMP (4", SOLD PER INCH) 95 required \$3.52	\$334.40 D
<b>With reverse flow and 800 gallon spoils tank</b>		
	Shipped with: 150-3675 BULK HOSE, HIGH TEMP (4", SOLD PER INCH) 162 required \$3.52	\$570.24 D
<b>Without trailer</b>		
190-1856	VAC FILTER KIT	\$1,681.98 S
	Shipped with: 190-2097 CANISTER BASKET KIT	\$712.98 S
<b>With reverse flow and 500 gallon spoils tank</b>		
	Shipped with: 150-3675 BULK HOSE, HIGH TEMP (4", SOLD PER INCH) 95 required \$3.52	\$334.40 D
<b>With reverse flow and 800 gallon spoils tank</b>		
	Shipped with: 150-3675 BULK HOSE, HIGH TEMP (4", SOLD PER INCH) 162 required \$3.52	\$570.24 D
<b>CYCLONE FILTER OPTIONS</b>		
<b>With trailer</b>		
350-3779	CYCLONE ASSEMBLY	\$2,594.88 S
	Shipped with: 350-3777 FILTER ASSEMBLY	\$1,211.76 S
	350-3693 FILTER STAND	\$207.06 S
	350-3767 4" COLLAR AND HOSE BARB (500 w/o reverse flow)	\$168.52 C
	350-3768 4" ELBOW AND HOSE BARB (500 w/ reverse flow or any 800)	\$191.13 C
	350-3796 4" 180 DEGREE HOSE TRANSITION (800 SPOILS & 300 WATER)	\$342.72 S
	350-3915 FILTER STAND (300 GAL WATER) (800 SPOILS & 300 WATER)	\$243.78 S
	301-4658 HORIZONTAL CYCLONE LID (500 SPOILS no reverse)	\$296.82 S
	301-4659 VERTICAL CYCLONE LID (500 w/ reverse flow or any 800)	\$296.82 S
	350-3750 AIR INLET RELOCATION SUB (500 SPOILS & 200 WATER)	\$164.71 S
<b>With reverse flow and 500 gallon spoils tank</b>		
	Shipped with: 150-3675 BULK HOSE, HIGH TEMP (4", SOLD PER INCH) 95 required \$3.52	\$334.40 D
<b>With reverse flow and 800 gallon spoils tank</b>		
	Shipped with: 150-3675 BULK HOSE, HIGH TEMP (4", SOLD PER INCH) 162 required \$3.52	\$570.24 D
<b>Without trailer</b>		
190-2058	CYCLONE KIT	\$2,536.74 S
	Shipped with: 190-1856 VAC FILTER KIT	\$1,681.98 S
<b>With reverse flow and 500 gallon spoils tank</b>		
	Shipped with: 150-3675 BULK HOSE, HIGH TEMP (4", SOLD PER INCH) 95 required \$3.52	\$334.40 D
<b>With reverse flow and 800 gallon spoils tank</b>		
	Shipped with: 150-3675 BULK HOSE, HIGH TEMP (4", SOLD PER INCH) 162 required \$3.52	\$570.24 D



CONFIDENTIAL

FX30

**SUGGESTED PRICE LIST  
(F.O.B. PERRY, OKLAHOMA)****Effective August 1, 2017**

PART NO.	DESCRIPTION	MSRP (USD)	
<b>SPOILS TANKS (Select one)</b>			
350-5006	TANK AND SKID 500 GAL	\$10,530.48	S
	Shipped with: 601-787 SHUTOFF ASSEMBLY	\$551.82	S
		\$11,082.30	S
350-5008	TANK (800 GAL)	\$11,016.00	S
	Shipped with: 350-5017 800 GAL SKID AND HARDWARE	\$936.36	S
	601-787 SHUTOFF ASSEMBLY	\$551.82	S
		\$12,504.18	S
<b>(Select one of the following options)</b>			
<b>With Trailer Options</b>			
350-3815	FX30 500 GAL PARTS ASM	\$599.99	S
350-3816	FX30 800 GAL PARTS ASM	\$730.42	S
<b>Without Trailer Options</b>			
190-1843	FX30 500 GAL PARTS KIT	\$573.90	S
190-1844	FX30 800 GAL PARTS KIT	\$678.25	S
<b>GEAR PUMP HYDRAULICS</b>			
<b>ships when ordering 500 gallon spoils with no trailer or 200 gallon water with trailer</b>			
350-3733	GEAR PUMP HYDRAULICS 500 GAL	\$286.96	S
<b>ships when ordering 500 gallon spoils with 80 gallon water with trailer</b>			
350-3041	GEAR PUMP HYDRAULICS - T9	\$318.26	S
<b>ships when ordering 800 gallon spoils</b>			
350-3728	GEAR PUMP HYDRAULICS 800 GAL	\$245.52	S
<b>WATER TANKS (Select one if ordering 500 gal spoils tank)</b>			
<b>With Trailer Options</b>			
350-2457	WATER TANK SUB, 80 GALLON	\$1,253.58	S
350-2459	T-12 WATER TANK SUB, 200 GALLON	\$1,629.89	S
<b>Without Trailer Options</b>			
190-1836	80 GAL WATER SYSTEM KIT	\$1,257.66	S
190-1837	200 GAL WATER SYSTEM KIT	\$1,716.66	S
<b>WATER TANKS (Select one if ordering 800 gal spoils tank)</b>			
<b>With Trailer Options</b>			
350-2458	WATER TANK SUB, 200 GALLON	\$1,592.22	S
350-2460	WATER TANK SUB, 300 GALLON	\$2,673.42	S
<b>Without Trailer Options</b>			
190-1837	200 GAL WATER SYSTEM KIT	\$1,716.66	S
190-1838	300 GAL WATER SYSTEM KIT	\$2,679.54	S
<b>WATER HOSE REEL (Select)</b>			
601-132	WATER HOSE REEL SUB ASSY	\$529.38	S



CONFIDENTIAL

FX30

**SUGGESTED PRICE LIST  
(F.O.B. PERRY, OKLAHOMA)****Effective August 1, 2017**

PART NO.	DESCRIPTION	MSRP (USD)	
<b>HOSE / TOOL STORAGE (Select one)</b>			
310-893	3" SUCTION TOOL	\$294.92	D
	Shipped with: 318-652 3" SUCTION HOSE-50'-M/F	\$541.91	D
	350-3706 3" & 4" HOSE AND TOOL RACK (with trailer)	\$446.76	S
	190-1821 3" & 4" HOSE AND TOOL RACK (without trailer)	\$446.76	S
	153-954 REDUCER 4 1/2 FHCM-3 1/2 FHCF	\$58.37	C
		\$1,341.96	
319-539	4" SUCTION TOOL (EXTENDABLE)	\$530.28	D
	Shipped with: 320-800 4" HOSE (25')	\$526.30	D
	350-3706 3" & 4" HOSE AND TOOL RACK (with trailer)	\$446.76	S
	190-1821 3" & 4" HOSE AND TOOL RACK (without trailer)	\$446.76	S
		\$1,503.34	
<b>ORANGE INTEL™ OPTIONS (Select one)</b>			
350-5371	GPS ONLY FOR GPS-READY	\$530.00	D
	<b>Note: Equipment Registration Activates GPS and Telematics Boxes</b>		
<b>ORANGE INTEL™ SERVICE PLAN OPTIONS (Optional)</b>			
240-1118	1 Year Data Service Plan GPS ONLY	\$299.40	A
	<b>Note: Sold in One Year Increments</b>		
<b>ACCESSORIES</b>			
310-894	TWO IN ONE TOOL	\$871.02	D
325-411	4" 2 IN 1 TOOL (EXTENDABLE)	\$1,349.37	D
315-651	7' SUCTION TOOL	\$245.03	D
150-2624	PROSPECTOR NOZZLE (#3)	\$272.95	C
190-2507	PROSPECTOR ASSEMBLY, W/48" LANCE,#3 NOZZ	\$388.31	C
259-1012	PROSPECTOR EXTENSION, 48"LG W/ FITTING	\$17.00	C
301-5571	REDUCED FHC BODY (64F-96F)	\$236.36	C
601-163	HOSE STORAGE COMPONENTS (without trailer)	\$1,531.79	S
	Shipped with: 310-861 3" SUCTION HOSE-15'-M/F (without trailer)	\$252.34	D
		\$1,784.13	
190-2104	FX30/FXT30 T3/T4F (NOT T4i) UPTIME KIT	\$1,048.00	B

**SUGGESTED PRICE LIST**  
**(F.O.B. PERRY, OKLAHOMA)**

**Effective August 1, 2017**

PART NO.	DESCRIPTION	MSRP (USD)	
<b>BOOMS (Optional)</b>			
<b>With Trailer Options</b>			
350-4856	VAC BOOM ASS'Y (500 G,GEAR PUMP HYD, OH)	\$6,132.89	S
	Shipped with: 350-4199 WIRELESS SYSTEM - FX30	\$2,346.00	S
		\$8,478.89	S
350-4858	VAC BOOM ASSEMBLY (GEAR PUMP HYD, OH) (with trailer, 800 gal spoils tank only)	\$5,626.50	S
	Shipped with: 350-3866 HYD. VALVE KIT	\$592.32	S
	350-4199 WIRELESS SYSTEM - FX30	\$2,346.00	S
		\$8,564.82	S
<b>Without Trailer Options</b>			
190-2648	VAC BOOM ASS'Y (500 G, GEAR PUMP HYD,OH)	\$4,910.40	S
	Shipped with: 190-2357 WIRELESS SYSTEM - FX30	\$2,200.00	S
		\$7,110.40	S
190-2651	KIT- VAC BOOM ASS,Y (GEAR PUMP HYD, OH ) (without trailer, 800 gal spoils tank only)	\$4,910.40	S
	Shipped with: 190-2078 KIT- HYD. VALVE KIT	\$520.71	S
	190-2357 WIRELESS SYSTEM - FX30	\$2,200.00	S
		\$7,631.11	S

<b>WATER HEATER (Optional)</b>			
191-1043	FX30 HEATER KIT (BASKET)	(without trailer)	\$5,900.00 S
350-3710	HEATER SUB 800 GAL	(800 gal spoils tank with trailer)	\$6,324.00 S

**TRAILERS (Optional)**

**T9S BASIC UNIT** (for use with 500 gallon spoils tank and 80 gallon water tank)

025-1023	T9S VAC TRAILER	\$6,982.91	S
025-1024	T9SH VAC TRAILER	\$8,760.43	S

**T12SE BASIC UNIT** (for use with 500 gallon spoils tank and 200 gallon water tank)

025-1021	T12SE TRAILER ASSEMBLY	\$9,708.59	S
----------	------------------------	------------	---

**T22S BASIC UNIT** (for use with 800 gallon spoils tank)

025-1029	T22 TRAILER	\$11,601.28	S
----------	-------------	-------------	---

**NOTE: Above trailers include lunette coupler**

**SPECIAL PAINT**

Special color charge is per each unit - specify color code. (If first time color order, please provide 2"x3" color chip.)

From the time of confirmation, any special paint order is non-cancelable and non-returnable.

Please allow 30 days from time of order to delivery.

Orders with less than 30 days from order to delivery are subject to applicable surcharge(s).

Prices do not include the application of special or branded paints; i.e.) DuPont, Sherwin-Williams, PPG, metallic or base coat / clear coat.

Charges do not include price of paint.

Call for Pricing A





CONFIDENTIAL

**FX50 (less regulated)**

**Changes since the July 1, 2017 price list:**

**Effective August 1, 2017**



CONFIDENTIAL

FX50 (less regulated)

**SUGGESTED PRICE LIST  
(F.O.B. PERRY, OKLAHOMA)**

Effective August 1, 2017

PART NO.	DESCRIPTION	MSRP (USD)
----------	-------------	------------

**STANDARD UNIT**

The **Ditch Witch® FX50** Vacuum Excavation System is both a portable vacuum unit for a variety of utility clean up applications and a powerful "soft" excavating machine for digging precisely controlled excavations to expose buried utilities.

The basic unit includes the following:

- Deutz D2011L03I diesel engine (49 hp gross) EPA Tier 4i, EU Stage IIIA compliant
- Insulated engine enclosure
- Cylinder assist dumping system
- Hydraulic door
- Suction tool
- Water lance
- Antifreeze kit

If you select a standard machine configuration, you must also order the "shipped with" items listed below.

POWER PACKS (Select one)			
350-3688	FX50 POWER PAC - REV FLOW	\$34,170.00	S
	Shipped with: 350-1463 FRONT SWING DOORS	\$699.00	S
		\$34,869.00	S
350-3039	FX50 POWER PAC - SUCTION ONLY	\$32,385.00	S
	Shipped with: 350-1463 FRONT SWING DOORS	\$699.00	S
		\$33,084.00	S



CONFIDENTIAL

FX50 (less regulated)

**SUGGESTED PRICE LIST  
(F.O.B. PERRY, OKLAHOMA)**

Effective August 1, 2017

PART NO.	DESCRIPTION	MSRP (USD)
<b>DECAL KITS - FX50 (Select one per category)</b>		
<b>POWER PACK</b>		
270-2772	FX50 POWER PACK PROD. DECAL KIT	\$30.00 C
270-2773	FX50 POWER PACK PROD. DECAL KIT FR	\$99.43 C
270-2774	FX50 POWER PACK PROD. DECAL KIT GR	\$99.43 C
270-2775	FX50 POWER PACK PROD. DECAL KIT IT	\$99.43 C
270-2776	FX50 POWER PACK PROD. DECAL KIT SP	\$99.43 C
270-2777	FX50 POWER PACK PROD. ISO DECAL KIT	\$16.10 C
<b>TANK</b>		
270-2797	300/500/800 GAL TANK PROD. DECAL KIT	\$26.90 C
270-2798	500 GAL TANK PROD. DECAL KIT FR	\$134.78 C
270-2799	500 GAL TANK PROD. DECAL KIT GR	\$134.78 C
270-2800	500 GAL TANK PROD. DECAL KIT IT	\$134.78 C
270-2801	500 GAL TANK PROD. DECAL KIT SP	\$134.78 C
270-2802	500 GAL TANK PROD. ISO DECAL KIT	\$73.21 C
270-6021	300 GALLON PRODUCTION KIT	\$34.88 C
270-6029	300 GALLON PRODUCTION KIT FR	\$84.95 C
270-6030	300 GALLON PRODUCTION KIT GR	\$84.95 C
270-6031	300 GALLON PRODUCTION KIT IT	\$84.95 C
270-6032	300 GALLON PRODUCTION KIT SP	\$84.95 C
270-6023	300 GALLON ISO KIT	\$71.60 C
270-6009	800 GALLON PRODUCTION KIT	\$27.10 C
270-6017	800 GALLON PRODUCTION KIT FR	\$84.95 C
270-6018	800 GALLON PRODUCTION KIT GR	\$84.95 C
270-6019	800 GALLON PRODUCTION KIT IT	\$84.95 C
270-6020	800 GALLON PRODUCTION KIT SP	\$84.95 C
270-6011	800 GALLON ISO KIT	\$71.60 C
270-5894	1200 GAL PRODUCTION KIT	\$60.36 C
270-5901	1200 GAL PROD KIT FR	\$39.57 C
270-5903	1200 GAL PROD. KIT GR	\$39.57 C
270-5899	1200 GAL PROD KIT IT	\$39.57 C
270-5905	1200 GAL PROD. KIT SP	\$39.57 C
270-5896	1200 GAL ISO KIT	\$66.10 C
<b>NOTE: ISO decals will be shipped with all translation decals and any basic unit shipped outside the United States.</b>		



CONFIDENTIAL

FX50 (less regulated)

**SUGGESTED PRICE LIST  
(F.O.B. PERRY, OKLAHOMA)****Effective August 1, 2017**

PART NO.	DESCRIPTION	MSRP (USD)
<b>FILTERS (Select one from Canister, Cyclone or Standard section)</b>		
<b>CANISTER FILTER OPTIONS</b>		
<b>With trailer (300 and 800 gallon spoils tank only)</b>		
350-3777	FILTER ASSEMBLY	\$1,211.76 S
	Shipped with: 350-3693 FILTER STAND (80 GAL and 200 GAL WATER)	2 required \$207.06 \$414.12 S
	350-3693 FILTER STAND (300 GAL WATER)	1 required \$207.06 S
	350-3915 FILTER STAND (300 GAL WATER)	\$243.78 S
	350-3880 EXPANSION CANISTER ASSEMBLY	\$712.98 S
<b>With reverse flow and 300 gallon spoils tank</b>		
	Shipped with: 150-3675 BULK HOSE, HIGH TEMP (4", SOLD PER INCH)	103 required \$3.52 \$362.56 D
<b>With reverse flow and 800 gallon spoils tank</b>		
	Shipped with: 150-3675 BULK HOSE, HIGH TEMP (4", SOLD PER INCH)	156 required \$3.52 \$549.12 D
<b>Without trailer (500 or 800 gallon spoils tanks)</b>		
190-1856	VAC FILTER KIT	\$1,681.98 S
	Shipped with: 190-2097 CANISTER BASKET KIT	\$712.98 S
<b>With reverse flow and 500 gallon spoils tank</b>		
	Shipped with: 150-3675 BULK HOSE, HIGH TEMP (4", SOLD PER INCH)	35 required \$3.52 \$123.20 D
<b>With reverse flow and 800 gallon spoils tank</b>		
	Shipped with: 150-3675 BULK HOSE, HIGH TEMP (4", SOLD PER INCH)	156 required \$3.52 \$549.12 D
<b>1,200 Gallon with or without trailer</b>		
350-3927	FX50 REV FLOW 1200 GAL FILTER PARTS	\$2,754.00 S
	Shipped with: 150-3675 BULK HOSE, HIGH TEMP (4", SOLD PER INCH)	35 required \$3.52 \$123.20 D
<b>continued...</b>		



CONFIDENTIAL

FX50 (less regulated)

**SUGGESTED PRICE LIST  
(F.O.B. PERRY, OKLAHOMA)**

Effective August 1, 2017

PART NO.	DESCRIPTION	MSRP (USD)
	continued...	
	<b>FILTERS (Select one from Canister or Cyclone section)</b>	
	<b>CYCLONE FILTER OPTIONS</b>	
	<b>With trailer (300 and 800 gallon spoils tank only)</b>	
350-3779	CYCLONE ASSEMBLY	\$2,594.88 S
	Shipped with: 301-4659 VERTICAL CYCLONE LID	\$296.82 S
	350-3777 FILTER ASSEMBLY	\$1,211.76 S
	350-3693 FILTER STAND (300 GAL and 800 GAL spoils tank)	\$207.06 S
	350-3915 FILTER STAND (300 GAL WATER)	\$243.78 S
	<b>With reverse flow and 300 gallon spoils tank</b>	
	Shipped with: 150-3675 BULK HOSE, HIGH TEMP (4", SOLD PER INCH) 103 required	\$3.52 \$362.56 D
	<b>With reverse flow and 800 gallon spoils tank</b>	
	Shipped with: 150-3675 BULK HOSE, HIGH TEMP (4", SOLD PER INCH) 156 required	\$3.52 \$549.12 D
	<b>Without trailer (500 or 800 gallon spoils tanks)</b>	
190-2058	CYCLONE KIT	\$2,536.74 S
	Shipped with: 190-1856 VAC FILTER KIT	\$1,681.98 S
	190-2057 CYCLONE STAND KIT	\$516.21 S
	<b>With reverse flow and 500 gallon spoils tank</b>	
	Shipped with: 150-3675 BULK HOSE, HIGH TEMP (4", SOLD PER INCH) 35 required	\$3.52 \$123.20 D
	<b>With reverse flow and 800 gallon spoils tank</b>	
	Shipped with: 150-3675 BULK HOSE, HIGH TEMP (4", SOLD PER INCH) 156 required	\$3.52 \$549.12 D
	<b>1,200 Gallon with or without trailer</b>	
350-3928	FX50 REV FLOW 1200 GAL CYCLONE PARTS	\$4,233.00 S
	Shipped with: 350-2477 SPRAY HOSE ASSY	\$250.92 S
	150-3675 BULK HOSE, HIGH TEMP (4", SOLD PER INCH) 35 required	\$3.52 \$123.20 D
350-3930	FX50 SUCTION ONLY 1200 GAL CYCLONE PARTS	\$3,396.60 S
	Shipped with: 350-2477 SPRAY HOSE ASSY	\$250.92 S
	<b>STANDARD FILTER OPTION</b>	
	<b>With or without trailer (1200 gallon spoils tank only)</b>	
350-3929	FX50 SUCTION ONLY 1200 GAL FILTER PARTS	\$2,599.98 S



CONFIDENTIAL

FX50 (less regulated)

**SUGGESTED PRICE LIST  
(F.O.B. PERRY, OKLAHOMA)**

Effective August 1, 2017

PART NO.	DESCRIPTION	MSRP (USD)
<b>SPOILS TANK (Select one)</b>		
350-5006	TANK AND SKID 500 GAL	\$10,530.48 S
	Shipped with: 350-3046 PRIMARY SHUTOFF 300 GALLON (with 300 gallon spoils tank)	\$665.04 S
	601-787 SHUTOFF ASSEMBLY (with 500 gallon spoils tank)	\$551.82 S
350-5008	TANK (800 GAL)	\$11,016.00 S
	Shipped with: 350-5017 800 GAL SKID AND HARDWARE	\$936.36 S
	601-787 SHUTOFF ASSEMBLY (with 800 gallon spoils tank)	\$551.82 S
		\$12,504.18 S
<b>1,200 gallon spoils tank (Select One)</b>		
300-4303	1200 GA. TANK (TRAILER MOUNT) (must choose 500 gallon water tank below)	\$7,122.66 S
300-4302	1200 GA. VAC TANK (must choose 500 gallon water tank below)	\$6,308.70 S
<b>Both shipped with:</b>		
	315-336 1200 GALLON TANK LID	\$1,820.70 S
	350-1873 TANK COMPONENTS	\$4,057.56 S
	315-178 SCISSOR LIFT	\$2,822.85 S
	601-787 SHUTOFF ASSEMBLY	\$551.82 S
	350-3861 1200 GAL PLUMBING COMPONENTS	\$2,340.90 S
<b>Without trailer shipped with:</b>		
	Shipped with: 350-1896 1200 GALLON LOOSE KIT	\$3,588.36 S
<b>(Select one of the following options)</b>		
<b>With Trailer Options</b>		
350-3817	FX50 300 GAL PARTS ASSY	\$765.00 S
350-3818	FX50 800 GAL PARTS ASM	\$663.00 S
350-3869	FX50 1,200 GAL PARTS ASSY	\$1,560.60 S
<b>Without Trailer Options</b>		
190-1845	FX50 300/500 GAL PARTS KIT	\$561.00 S
190-1846	FX50 800 GAL PARTS KIT	\$612.00 S
350-3869	FX50 1,200 GAL PARTS ASSY	\$1,560.60 S
<b>GEAR PUMP HYDRAULICS</b>		
350-3038	DIVERter HYDRAULICS 500 GAL (with 500 gallon spoils tank)	\$780.30 S
350-3045	DIVERter HYDRAULICS 800 GAL (with 800 gallon spoils tank)	\$780.30 S



CONFIDENTIAL

FX50 (less regulated)

**SUGGESTED PRICE LIST  
(F.O.B. PERRY, OKLAHOMA)**

Effective August 1, 2017

PART NO.	DESCRIPTION	MSRP (USD)
<b>WATER TANKS (Select one)</b>		
<b>With Trailer Options</b>		
350-2457	WATER TANK SUB, 80 GALLON (with 300 gallon spoils tank only)	\$1,253.58 S
350-2458	WATER TANK SUB, 200 GALLON (with 800 gallon spoils tank)	\$1,592.22 S
350-2460	WATER TANK SUB, 300 GALLON (with 800 gallon spoils tank)	\$2,673.42 S
350-1886	WATER TANK SUB, 500 GALLON, TRAILER MNT (with 1,200 gallon spoils tank only)	\$3,072.24 S
<b>Without Trailer Options</b>		
190-1836	80 GAL WATER SYSTEM KIT (with 300 gallon spoils tank only)	\$1,257.66 S
190-1837	200 GAL WATER SYSTEM KIT (with 500 and 800 gallon spoils tanks)	\$1,716.66 S
190-1838	300 GAL WATER SYSTEM KIT (with 800 gallon spoils tank only)	\$2,679.54 S
350-2701	WATER TANK SUB, 500 GALLON (with 1,200 gallon spoils tank only)	\$3,998.40 S
<b>WATER HOSE REEL (Select)</b>		
601-132	WATER HOSE REEL SUB ASSY	\$529.38 S
<b>HOSE / TOOL STORAGE (Select one)</b>		
319-539	4" SUCTION TOOL (EXTENDABLE)	\$530.28 D
Shipped with: 320-800 4" HOSE (25') (300, 500, or 800 gal spoils tank only)		\$526.30 D
350-3706 3" & 4" HOSE AND TOOL RACK (300 or 800 gal with trailer)		\$446.76 S
190-1821 3" & 4" HOSE AND TOOL RACK (300, 500, or 800 gal w/o trailer)		\$446.76 S
601-293 4" TOOL RACK (1,200 gallon with/without trailer)		\$628.32 S
<b>ORANGE INTEL™ OPTIONS (Select one)</b>		
350-5371	GPS ONLY FOR GPS-READY	\$530.00 D
<b>Note: Equipment Registration Activates GPS and Telematics Boxes</b>		
<b>ORANGE INTEL™ SERVICE PLAN OPTIONS (Optional)</b>		
240-1118	1 Year Data Service Plan GPS ONLY	\$299.40 A
<b>Note: Sold in One Year Increments</b>		
<b>ACCESSORIES</b>		
325-411	4" 2 IN 1 TOOL (EXTENDABLE)	\$1,349.37 D
150-2625	PROSPECTOR NOZZLE (#5)	\$272.95 C
190-2506	PROSPECTOR ASSEMBLY, W/48" LANCE,#5 NOZZ	\$388.31 C
259-1012	PROSPECTOR EXTENSION, 48"LG W/ FITTING	\$17.00 C
301-5571	REDUCED FHC BODY (64F-96F)	\$236.36 C
190-2161	FX50/FXT50 T4i UPTIME KIT	\$1,130.00 B



CONFIDENTIAL

FX50 (less regulated)

**SUGGESTED PRICE LIST  
(F.O.B. PERRY, OKLAHOMA)**

Effective August 1, 2017

PART NO.	DESCRIPTION	MSRP (USD)
<b>BOOMS (Optional)</b>		
350-4857	VAC BOOM ASS'Y (SECOND GEN. WIRING, OH) (with trailer, 800 gal spoils tank only)	\$6,114.90 S
190-2650	VAC BOOM ASS'Y (SECOND GEN. WIRING, OH) (without trailer, 800 gal spoils tank only)	\$5,502.90 S
190-2652	VAC BOOM ASS'Y (500 G, SEC GEN WIRING, OH) (without trailer, 500 gal spoils tank only)	\$5,502.90 S
<b>1,200 Gallon Tank (Select One)</b>		
350-3862	1200 GAL NO BOOM KIT	\$99.96 S
350-4860	1200G VAC BOOM ASS'Y (SEC GEN. WIRING, OH)	\$6,237.30 S

<b>WATER HEATER (Optional)</b>		
190-2045	HEATER KIT (300, 500, 800 gal spoils without trailer)	\$6,018.00 S
350-3710	HEATER SUB 800 GAL (800 gal spoils tank with trailer)	\$6,324.00 S
350-1874	WATER HEATER COMPONENTS (1,200 gal spoils tank with trailer)	\$6,910.50 S
350-2248	HEATER COMPONENTS (1,200 gal spoils tank without trailer)	\$6,069.00 S

**TRAILERS (Optional)****T9S BASIC UNIT** (for use with 300 gallon spoils tank)

025-1026	T9SE6 VAC TRAILER	\$7,367.06 S
025-1027	T9SH6 VAC TRAILER	\$9,036.90 S

**T22S BASIC UNIT** (for use with 800 gallon spoils tank)

025-1029	T22 TRAILER	\$11,601.28 S
----------	-------------	---------------

**T26S BASIC UNIT** (for use with 1,200 gallon spoils tank)

025-1025	T26S VAC TRAILER	\$18,164.89 S
----------	------------------	---------------

**NOTE:** Above trailers include lunette coupler**SPECIAL PAINT**

Special color charge is per each unit - specify color code. (If first time color order, please provide 2"x3" color chip.)

From the time of confirmation, any special paint order is non-cancelable and non-returnable.

Please allow 30 days from time of order to delivery.

Orders with less than 30 days from order to delivery are subject to applicable surcharge(s).

Prices do not include the application of special or branded paints; i.e.) DuPont, Sherwin-Williams, PPG, metallic or base coat / clear coat.

Charges do not include price of paint.

Call for Pricing A





CONFIDENTIAL

**FX50 (highly regulated)**

**Changes since the July 1, 2017 price list:**

**Effective August 1, 2017**

- **Added:**

**270-7439 FX50 T4F PROD KIT SW**



CONFIDENTIAL

FX50 (highly regulated)

**SUGGESTED PRICE LIST  
(F.O.B. PERRY, OKLAHOMA)**

Effective August 1, 2017

PART NO.	DESCRIPTION	MSRP (USD)
----------	-------------	------------

**STANDARD UNIT**

The **Ditch Witch® FX50** Vacuum Excavation System is both a portable vacuum unit for a variety of utility clean up applications and a powerful "soft" excavating machine for digging precisely controlled excavations to expose buried utilities.

The basic unit includes the following:

- Deutz D2.9 L4, water-cooled diesel engine (48.8 hp gross @ 2,600 rpm) EPA Tier 4, EU Stage IIIA compliant
- Insulated engine enclosure
- Cylinder assist dumping system
- Hydraulic door
- Suction tool
- Water lance
- Antifreeze kit

If you select a standard machine configuration, you must also order the "shipped with" items listed below.

**FX50 T4 STANDARD #1**

**FX50B-1** FX50: 800/200gal,RevFl,Cyc,NoBoom,T22S (must order T22 trailer below) - Includes:

FX50B-BASIC-1	FX50B: Reverse Flow Power Pack		
601-132	WATER HOSE REEL SUB ASSY		
350-5008	TANK (800 GAL)		
350-4068	GEAR PUMP HYDRAULICS 800 GAL (TIER 4)		
350-4070	800 GAL PARTS ASM		
601-787	SHUTOFF ASSEMBLY		
350-2458	WATER TANK SUB, 200 GALLON		
150-3675	BULK HOSE, HIGH TEMP (4", SOLD PER INCH)	34 included	
350-3693	FILTER STAND		
350-3779	CYCLONE ASSEMBLY		
301-4659	VERTICAL CYCLONE LID		
350-4031	FILTER ASSEMBLY		
350-3706	3" & 4" HOSE AND TOOL RACK		
270-6009	800 GALLON PRODUCTION KIT		\$62,730.00 S
<b>025-1029</b>	<b>T22 TRAILER</b>		\$11,601.28 S
<b>Total</b>			<b>\$74,331.28 S</b>



CONFIDENTIAL

FX50 (highly regulated)

**SUGGESTED PRICE LIST  
(F.O.B. PERRY, OKLAHOMA)**

Effective August 1, 2017

PART NO.	DESCRIPTION	MSRP (USD)
<b>DECAL KITS - FX50 T4 (Select one per category)</b>		
<b>POWER PACK</b>		
270-5909	FX50 T4F PRODUCTION KIT	\$43.52 C
270-5918	FX50 T4F PROD KIT FR	\$136.81 C
270-5917	FX50 T4F PROD KIT GR	\$136.81 C
270-5920	FX50 T4F PROD KIT IT	\$136.81 C
270-5919	FX50 T4F PROD KIT SP	\$136.81 C
270-7439	FX50 T4F PROD KIT SW	\$136.81 C
270-5910	FX50 T4F ISO DECAL KIT	\$28.76 C
<b>TANK</b>		
270-2797	300/500/800 GAL TANK PROD. DECAL KIT	\$26.90 C
270-2798	500 GAL TANK PROD. DECAL KIT FR	\$134.78 C
270-2799	500 GAL TANK PROD. DECAL KIT GR	\$134.78 C
270-2800	500 GAL TANK PROD. DECAL KIT IT	\$134.78 C
270-2801	500 GAL TANK PROD. DECAL KIT SP	\$134.78 C
270-2802	500 GAL TANK PROD. ISO DECAL KIT	\$73.21 C
270-6009	800 GALLON PRODUCTION KIT	\$27.10 C
270-6017	800 GALLON PRODUCTION KIT FR	\$84.95 C
270-6018	800 GALLON PRODUCTION KIT GR	\$84.95 C
270-6019	800 GALLON PRODUCTION KIT IT	\$84.95 C
270-6020	800 GALLON PRODUCTION KIT SP	\$84.95 C
270-6011	800 GALLON ISO KIT	\$71.60 C
270-5894	1200 GAL PRODUCTION KIT	\$60.36 C
270-5901	1200 GAL PROD KIT FR	\$39.57 C
270-5903	1200 GAL PROD. KIT GR	\$39.57 C
270-5899	1200 GAL PROD KIT IT	\$39.57 C
270-5905	1200 GAL PROD. KIT SP	\$39.57 C
270-5896	1200 GAL ISO KIT	\$66.10 C
<b>NOTE: ISO decals will be shipped with all translation decals and any basic unit shipped outside the United States.</b>		
<b>POWER PACKS (Select one)</b>		
FX50B-BASIC-1	FX50B: Reverse Flow Power Pack	\$45,092.16 S
FX50B-BASIC-2	FX50B: Suction Only Power Pack	\$42,425.88 S

Supersedes All Previous Price Lists---Prices Subject to Change Without Notice

The Charles Machine Works, Inc.; PO Box 66; Perry, OK 73077

(FX50 (highly regulated) - 542)



CONFIDENTIAL

FX50 (highly regulated)

**SUGGESTED PRICE LIST  
(F.O.B. PERRY, OKLAHOMA)**

Effective August 1, 2017

PART NO.	DESCRIPTION	MSRP (USD)
<b>FILTERS (Select one from Canister or Cyclone section)</b>		
<b>CANISTER FILTER OPTIONS 500 SPOILS</b>		
<b>Without trailer</b>		
190-2289	VAC FILTER KIT	\$1,326.00 S
	Shipped with: 190-2097 CANISTER BASKET KIT	\$712.98 S
<b>With reverse flow</b>		
	Shipped with: 150-3675 BULK HOSE, HIGH TEMP (4", SOLD PER INCH)	35 required \$3.52 \$123.20 D
<b>CANISTER FILTER OPTIONS 800 SPOILS</b>		
<b>With trailer</b>		
350-4031	FILTER ASSEMBLY	\$1,211.76 S
	Shipped with: 350-3693 FILTER STAND (200 GAL WATER)	2 required \$207.06 \$414.12 S
	350-3693 FILTER STAND (300 GAL WATER)	1 required \$207.06 S
	350-3915 FILTER STAND (300 GAL WATER)	1 required \$243.78 S
	350-3880 EXPANSION CANISTER ASSEMBLY	\$712.98 S
<b>With reverse flow</b>		
	Shipped with: 150-3675 BULK HOSE, HIGH TEMP (4", SOLD PER INCH)	34 required \$3.52 \$119.68 D
<b>Without trailer</b>		
190-2289	VAC FILTER KIT	\$1,326.00 S
	Shipped with: 190-2097 CANISTER BASKET KIT	\$712.98 S
<b>With reverse flow</b>		
	Shipped with: 150-3675 BULK HOSE, HIGH TEMP (4", SOLD PER INCH)	34 required \$3.52 \$119.68 D
<b>CANISTER FILTER OPTIONS 1200 SPOILS</b>		
<b>With trailer</b>		
350-4109	REV FLOW 1200 GAL FILTER PARTS	\$2,346.00 S
	Shipped with: 150-3675 BULK HOSE, HIGH TEMP (4", SOLD PER INCH)	35 required \$3.52 \$123.20 D
<b>Without trailer</b>		
350-4146	REV FLOW 1200 G FILTER PARTS, NO TRAILER	\$2,346.00 S
	Shipped with: 150-3675 BULK HOSE, HIGH TEMP (4", SOLD PER INCH)	35 required \$3.52 \$123.20 D
<b>continued...</b>		



CONFIDENTIAL

FX50 (highly regulated)

**SUGGESTED PRICE LIST  
(F.O.B. PERRY, OKLAHOMA)**

Effective August 1, 2017

PART NO.	DESCRIPTION	MSRP (USD)
<b>continued...</b>		
<b>FILTERS (Select one from Canister or Cyclone section)</b>		
<b>CYCLONE FILTER OPTIONS 500 SPOILS</b>		
<b>Without trailer</b>		
190-2058	CYCLONE KIT	\$2,536.74 S
	Shipped with: 190-2289 VAC FILTER KIT	\$1,326.00 S
	190-2057 CYCLONE STAND KIT	\$516.21 S
<b>With reverse flow</b>		
	Shipped with: 150-3675 BULK HOSE, HIGH TEMP (4", SOLD PER INCH)	35 required \$3.52 \$123.20 D
<b>CYCLONE FILTER OPTIONS 800 SPOILS</b>		
<b>With trailer</b>		
350-4031	FILTER ASSEMBLY	\$1,211.76 S
	Shipped with: 350-3779 CYCLONE ASSEMBLY	\$2,594.88 S
	350-3693 FILTER STAND	\$207.06 S
	350-3915 FILTER STAND (300 GAL WATER)	\$243.78 S
	301-4659 VERTICAL CYCLONE LID	\$296.82 S
<b>With reverse flow</b>		
	Shipped with: 150-3675 BULK HOSE, HIGH TEMP (4", SOLD PER INCH)	34 required \$3.52 \$119.68 D
<b>Without trailer</b>		
190-2058	CYCLONE KIT	\$2,536.74 S
	Shipped with: 190-2289 VAC FILTER KIT	\$1,326.00 S
	190-2057 CYCLONE STAND KIT	\$516.21 S
<b>With reverse flow</b>		
	Shipped with: 150-3675 BULK HOSE, HIGH TEMP (4", SOLD PER INCH)	34 required \$3.52 \$119.68 D
<b>CYCLONE FILTER OPTIONS 1200 SPOILS</b>		
<b>With trailer</b>		
350-4112	SUCTION ONLY 1200 GAL CYCLONE PARTS	\$3,570.00 S
	Shipped with: 150-3675 BULK HOSE, HIGH TEMP (4", SOLD PER INCH)	25 required \$3.52 \$88.00 D
	350-2477 SPRAY HOSE ASSY	\$250.92 S
350-4110	REV FLOW 1200 GAL CYCLONE PARTS	\$3,570.00 S
	Shipped with: 150-3675 BULK HOSE, HIGH TEMP (4", SOLD PER INCH)	35 required \$3.52 \$123.20 D
	350-2477 SPRAY HOSE ASSY	\$250.92 S
<b>Without trailer</b>		
350-4112	SUCTION ONLY 1200 GAL CYCLONE PARTS	\$3,570.00 S
	Shipped with: 350-2477 SPRAY HOSE ASSY	\$250.92 S
	150-3675 BULK HOSE, HIGH TEMP (4", SOLD PER INCH)	25 required \$3.52 \$88.00 D
350-4147	REV FLOW 1200 G CYC PARTS, NO TRAILER	\$3,570.00 S
	Shipped with: 350-2477 SPRAY HOSE ASSY	\$250.92 S
	150-3675 BULK HOSE, HIGH TEMP (4", SOLD PER INCH)	35 required \$3.52 \$123.20 D
<b>STANDARD FILTER OPTIONS</b>		
<b>With or without trailer (1200 gallon spoils tank only)</b>		
350-4111	SUCTION ONLY 1200 GAL FILTER PARTS	\$2,346.00 S
	Shipped with: 150-3675 BULK HOSE, HIGH TEMP (4", SOLD PER INCH)	25 required \$3.52 \$88.00 D

Supersedes All Previous Price Lists---Prices Subject to Change Without Notice

The Charles Machine Works, Inc.; PO Box 66; Perry, OK 73077

(FX50 (highly regulated) - 544)



CONFIDENTIAL

FX50 (highly regulated)

**SUGGESTED PRICE LIST  
(F.O.B. PERRY, OKLAHOMA)**

Effective August 1, 2017

PART NO.	DESCRIPTION	MSRP (USD)	
<b>SPOILS TANK (Select one)</b>			
350-5006	TANK AND SKID 500 GAL	\$10,530.48	S
	Shipped with: 601-787 SHUTOFF ASSEMBLY	\$551.82	S
		\$11,082.30	S
350-5008	TANK (800 GAL)	\$11,016.00	S
	Shipped with: 350-5017 800 GAL SKID AND HARDWARE	\$936.36	S
	601-787 SHUTOFF ASSEMBLY	\$551.82	S
		\$12,504.18	S
<b>1,200 gallon spoils tank (Select one)</b>			
300-4303	1200 GA. TANK (TRAILER MOUNT)	\$7,122.66	S
300-4302	1200 GA. VAC TANK	\$6,308.70	S
<b>Both shipped with:</b>			
	315-336 1200 GALLON TANK LID	\$1,820.70	S
	350-1873 TANK COMPONENTS	\$4,057.56	S
	315-178 SCISSOR LIFT	\$2,822.85	S
	601-787 SHUTOFF ASSEMBLY	\$551.82	S
<b>Without trailer shipped with:</b>			
	Shipped with: 350-1896 1200 GALLON LOOSE KIT	\$3,588.36	S
<b>(Select one of the following options)</b>			
<b>With Trailer Options</b>			
350-4070	800 GAL PARTS ASM	\$897.60	S
<b>Without Trailer Options</b>			
190-2290	500 GAL. PARTS KIT	\$897.60	S
190-2291	800 GAL. PARTS KIT	\$897.60	S
<b>1,200 gallon spoils tank</b>			
350-4117	1200 GAL. PARTS ASM	\$1,377.00	S
	Shipped with: 350-2715 1200 GAL PARTS ASSY (with cyclone)	\$276.42	S
		\$1,653.42	S
<b>GEAR PUMP HYDRAULICS</b>			
350-4397	GEAR PUMP HYD 500 GAL (TIER 4) (FELLING)	\$530.40	S
350-4068	GEAR PUMP HYDRAULICS 800 GAL (TIER 4)	\$571.20	S
350-4081	COMMON 1200 GAL HYD TIER 4	\$1,224.00	S

Supersedes All Previous Price Lists---Prices Subject to Change Without Notice

The Charles Machine Works, Inc.; PO Box 66; Perry, OK 73077

(FX50 (highly regulated) - 545)



CONFIDENTIAL

FX50 (highly regulated)

**SUGGESTED PRICE LIST  
(F.O.B. PERRY, OKLAHOMA)**

Effective August 1, 2017

PART NO.	DESCRIPTION	MSRP (USD)
<b>WATER TANKS (Select one)</b>		
<b>With Trailer Options</b>		
350-2458	WATER TANK SUB, 200 GALLON (with 800 gallon spoils tank only)	\$1,592.22 S
350-2460	WATER TANK SUB, 300 GALLON (with 800 gallon spoils tank only)	\$2,673.42 S
350-1886	WATER TANK SUB, 500 GALLON, TRAILER MNT (with 1,200 gallon spoils tank only)	\$3,072.24 S
<b>Without Trailer Options</b>		
190-1837	200 GAL WATER SYSTEM KIT (with 800 gallon spoils tank only)	\$1,716.66 S
190-1838	300 GAL WATER SYSTEM KIT (with 800 gallon spoils tank only)	\$2,679.54 S
350-2701	WATER TANK SUB, 500 GALLON (with 1,200 gallon spoils tank only)	\$3,998.40 S
<b>WATER HOSE REEL (Select)</b>		
601-132	WATER HOSE REEL SUB ASSY	\$529.38 S
<b>HOSE / TOOL STORAGE (Select one)</b>		
319-539	4" SUCTION TOOL (EXTENDABLE)	\$530.28 D
	Shipped with: 320-800 4" HOSE (25')	\$526.30 D
	350-3706 3" & 4" HOSE AND TOOL RACK (800 gal with trailer)	\$446.76 S
	190-1821 3" & 4" HOSE AND TOOL RACK (800 gal w/o trailer)	\$446.76 S
	601-293 4" TOOL RACK (1,200 gallon with/without trailer)	\$628.32 S
<b>VACUUM HOSE REEL (Select one)</b>		
601-331	FX50/FX60 VACUUM HOSE REEL	\$3,763.80 S
	Shipped with: 350-4144 VAC HOSE REEL HYD FX50T4	\$331.96 S
<b>IF ORDERING WITHOUT HOSE REEL</b>		
350-4143	NO VAC HOSE REEL HYD FX50T4	\$166.97 S
<b>ORANGE INTEL™ OPTIONS (Select one)</b>		
350-5371	GPS ONLY FOR GPS-READY	\$530.00 D
<b>Note: Equipment Registration Activates GPS and Telematics Boxes</b>		
<b>ORANGE INTEL™ SERVICE PLAN OPTIONS (Optional)</b>		
240-1118	1 Year Data Service Plan GPS ONLY	\$299.40 A
<b>Note: Sold in One Year Increments</b>		
<b>ACCESSORIES</b>		
325-411	4" 2 IN 1 TOOL (EXTENDABLE)	\$1,349.37 D
150-2625	PROSPECTOR NOZZLE (#5)	\$272.95 C
190-2506	PROSPECTOR ASSEMBLY, W/48" LANCE,#5 NOZZ	\$388.31 C
259-1012	PROSPECTOR EXTENSION, 48"LG W/ FITTING	\$17.00 C
301-5571	REDUCED FHC BODY (64F-96F)	\$236.36 C
190-2162	FX50/FXT50 T4F UPTIME KIT	\$1,490.00 B

Supersedes All Previous Price Lists---Prices Subject to Change Without Notice

The Charles Machine Works, Inc.; PO Box 66; Perry, OK 73077

(FX50 (highly regulated) - 546)



CONFIDENTIAL

FX50 (highly regulated)

**SUGGESTED PRICE LIST  
(F.O.B. PERRY, OKLAHOMA)****Effective August 1, 2017**

PART NO.	DESCRIPTION	MSRP (USD)	
<b>BOOMS (Optional)</b>			
190-2653	VAC BOOM KIT (GEAR PUMP HYD,500 GAL, OH) (without trailer, 500 gal spoils tank only)	\$5,269.32	S
	Shipped with: 190-2354 WIRELESS SYSTEM - FX50/60	\$2,244.00	S
		\$7,513.32	S
350-4859	800 G VAC BOOM ASS'Y (GEAR PUMP HYD, OH) (with trailer, 800 gal spoils tank only)	\$5,610.00	S
	Shipped with: 350-3893 WIRELESS SYSTEM - FX50/60	\$2,346.00	S
		\$7,956.00	S
190-2654	VAC BOOM KIT (GEAR PUMP HYD,800 GAL, OH) (without trailer, 800 gal spoils tank only)	\$5,269.32	S
	Shipped with: 190-2354 WIRELESS SYSTEM - FX50/60	\$2,244.00	S
		\$7,513.32	S
<b>1,200 Gallon Tank (Select One)</b>			
350-4861	1200 GAL VAC BOOM (GEAR PUMP HYD, OH)	\$6,237.30	S
	Shipped with: 350-3893 WIRELESS SYSTEM - FX50/60	\$2,346.00	S
		\$8,583.30	S
350-3862	1200 GAL NO BOOM KIT	\$99.96	S

<b>WATER HEATER (Optional)</b>			
350-4152	HEATER SUB	(800 gal spoils tank with trailer)	\$6,324.00 S
190-2304	HEATER KIT ( NO TRAILER)	(800 gal spoils without trailer)	\$6,018.00 S
350-4094	1200 GAL. WATER HEATER COMPONENTS	(1,200 gal spoils tank with trailer)	\$6,910.50 S
350-2248	HEATER COMPONENTS	(1,200 gal spoils tank without trailer)	\$6,069.00 S

**TRAILERS (Optional)****T22S BASIC UNIT (for use with 800 gallon spoils tank)**

025-1029	T22 TRAILER	\$11,601.28	S
----------	-------------	-------------	---

**T26S BASIC UNIT (for use with 1,200 gallon spoils tank)**

025-1025	T26S VAC TRAILER	\$18,164.89	S
----------	------------------	-------------	---

**NOTE: Above trailers include lunette coupler****SPECIAL PAINT**

Special color charge is per each unit - specify color code. (If first time color order, please provide 2"x3" color chip.)

From the time of confirmation, any special paint order is non-cancelable and non-returnable.

Please allow 30 days from time of order to delivery.

Orders with less than 30 days from order to delivery are subject to applicable surcharge(s).

Prices do not include the application of special or branded paints; i.e.) DuPont, Sherwin-Williams, PPG, metallic or base coat / clear coat.

Charges do not include price of paint.

Call for Pricing A





CONFIDENTIAL

**FX65 (less regulated)**

Changes since the July 1, 2017 price list:

Effective August 1, 2017



CONFIDENTIAL

FX65 (less regulated)

**SUGGESTED PRICE LIST  
(F.O.B. PERRY, OKLAHOMA)**

Effective August 1, 2017

PART NO.	DESCRIPTION	MSRP (USD)
----------	-------------	------------

**STANDARD UNIT**

The **Ditch Witch® FX65** Vacuum Excavation System is both a portable vacuum unit for a variety of utility clean up applications and a powerful "soft" excavating machine for digging precisely controlled excavations to expose buried utilities.

The basic unit includes the following:

- Deutz TD 2.9, turbocharged, liquid cooled diesel engine (74 gross hp) EPA Tier 4i, EU Stage IIIA compliant
- Insulated engine enclosure
- Cylinder assist dumping system
- Suction tool
- Water lance
- Auxiliary hydraulics
- Antifreeze kit
- Cyclone filter

If you select a standard machine configuration, you must also order the "shipped with" items listed below.

**POWER PACK - SELECT ONE****REVERSE FLOW**

350-2660	FX65 POWER PACK	\$40,800.00	S
	Shipped with: 350-2661 REVERSE FLOW ASSEMBLY - HIGH FLOW	\$3,060.00	S
	350-2769 74HP FX ENGINE ASSEMBLY L/R	\$10,200.00	S
	350-4000 FRONT HINGED DOOR - NO VENT	\$450.00	S
	350-4001 HINGED DOOR-VENTED	\$550.00	S
		\$55,060.00	S

**SUCTION ONLY**

350-2660	FX65 POWER PACK	\$40,800.00	S
	Shipped with: 350-2662 SUCTION ONLY - FX65	\$459.00	S
	350-2769 74HP FX ENGINE ASSEMBLY L/R	\$10,200.00	S
	350-4000 FRONT HINGED DOOR - NO VENT	\$450.00	S
	350-4001 HINGED DOOR-VENTED	\$550.00	S
		\$52,459.00	S

**DECAL KITS - FX65 (Select one per category)****POWER PACK**

270-5771	FX65 ISO PROD DECAL KIT	\$69.62	C
----------	-------------------------	---------	---

**TANKS**

270-6009	800 GALLON PRODUCTION KIT	\$27.10	C
270-6017	800 GALLON PRODUCTION KIT FR	\$84.95	C
270-6018	800 GALLON PRODUCTION KIT GR	\$84.95	C
270-6019	800 GALLON PRODUCTION KIT IT	\$84.95	C
270-6020	800 GALLON PRODUCTION KIT SP	\$84.95	C
270-6011	800 GALLON ISO KIT	\$71.60	C

**NOTE: ISO decals will be shipped with all translation decals and any basic unit shipped outside the United States.**



CONFIDENTIAL

FX65 (less regulated)

**SUGGESTED PRICE LIST  
(F.O.B. PERRY, OKLAHOMA)**

Effective August 1, 2017

PART NO.	DESCRIPTION	MSRP (USD)
<b>DECAL KITS - FX65 (Select one per category) (Continued)</b>		
<b>TANKS</b>		
270-5894	1200 GAL PRODUCTION KIT	\$60.36 C
270-5901	1200 GAL PROD KIT FR	\$39.57 C
270-5903	1200 GAL PROD. KIT GR	\$39.57 C
270-5899	1200 GAL PROD KIT IT	\$39.57 C
270-5905	1200 GAL PROD. KIT SP	\$39.57 C
270-5896	1200 GAL ISO KIT	\$66.10 C
<b>NOTE: ISO decals will be shipped with all translation decals and any basic unit shipped outside the United States.</b>		
<b>FILTERS (Select one from Cyclone section)</b>		
<b>CYCLONE FILTER OPTIONS 800 GALLON SPOILS TANK</b>		
<b>With trailer</b>		
350-2666	FILTER ASSEMBLY	\$1,211.76 S
	Shipped with: 350-2667 CYCLONE ASSEMBLY	\$2,594.88 S
	350-3693 FILTER STAND	\$207.06 S
	350-3915 FILTER STAND (300 GAL WATER)	\$243.78 S
<b>With reverse flow</b>		
	Shipped with: 150-2561 BULK HOSE, HIGH TEMP (5", SOLD PER INCH)	40 required \$4.25 \$170.00 D
<b>Without reverse flow</b>		
	Shipped with: 150-2561 BULK HOSE, HIGH TEMP (5", SOLD PER INCH)	14 required \$4.25 \$59.50 D
<b>Without trailer</b>		
190-2373	CYCLONE ASSEMBLY KIT (5")	\$2,652.00 S
	Shipped with: 150-2561 BULK HOSE, HIGH TEMP (5", SOLD PER INCH)	40 required \$4.25 \$170.00 D
<b>CYCLONE FILTER OPTIONS 1200 GALLON SPOILS TANK</b>		
<b>With trailer</b>		
350-2677	SUC 1200 GAL 5" CYC PARTS	\$3,570.00 S
	Shipped with: 150-2561 BULK HOSE, HIGH TEMP (5", SOLD PER INCH)	30 required \$4.25 \$127.50 D
	350-5375 FX65 1200G HOSE REEL ASSY.	\$790.46 S
350-2674	RF 1200 GAL 5" CYC PARTS	\$3,570.00 S
	Shipped with: 150-2561 BULK HOSE, HIGH TEMP (5", SOLD PER INCH)	55 required \$4.25 \$233.75 D
	350-5375 FX65 1200G HOSE REEL ASSY.	\$790.46 S
<b>Without trailer</b>		
350-2677	SUC 1200 GAL 5" CYC PARTS	\$3,570.00 S
	Shipped with: 150-2561 BULK HOSE, HIGH TEMP (5", SOLD PER INCH)	30 required \$4.25 \$127.50 D
	350-5375 FX65 1200G HOSE REEL ASSY.	\$790.46 S
350-2684	RF 1200 G CYC PARTS, NO TRAILER	\$3,570.00 S
	Shipped with: 150-2561 BULK HOSE, HIGH TEMP (5", SOLD PER INCH)	55 required \$4.25 \$233.75 D
	350-5375 FX65 1200G HOSE REEL ASSY.	\$790.46 S

Supersedes All Previous Price Lists---Prices Subject to Change Without Notice

The Charles Machine Works, Inc.; PO Box 66; Perry, OK 73077

(FX65 (less regulated) - 550)



CONFIDENTIAL

FX65 (less regulated)

**SUGGESTED PRICE LIST  
(F.O.B. PERRY, OKLAHOMA)**

Effective August 1, 2017

PART NO.	DESCRIPTION	MSRP (USD)	
<b>SPOILS TANK (Select one)</b>			
350-5008	TANK (800 GAL)	\$11,016.00	S
	Shipped with: 350-2682 SHUTOFF ASSEMBLY - 5"	\$551.82	S
		\$11,567.82	S
<b>1,200 gallon spoils tank (Select one)</b>			
300-4303	1200 GA. TANK (TRAILER MOUNT) (must choose 500 gallon water tank below)	\$7,122.66	S
300-4302	1200 GA. VAC TANK (must choose 500 gallon water tank below)	\$6,308.70	S
<b>Both shipped with:</b>			
	315-336 1200 GALLON TANK LID	\$1,820.70	S
	350-1873 TANK COMPONENTS	\$4,057.56	S
	315-178 SCISSOR LIFT	\$2,822.85	S
	350-2682 SHUTOFF ASSEMBLY - 5"	\$551.82	S
	601-293 4" TOOL RACK	\$628.32	S
		\$9,881.25	S
<b>Without trailer shipped with:</b>			
	350-1896 1200 GALLON LOOSE KIT	\$3,588.36	S
<b>(Select one of the following options)</b>			
<b>With trailer options</b>			
350-4070	800 GAL PARTS ASM	\$897.60	S
<b>Without trailer options</b>			
190-2291	800 GAL. PARTS KIT	\$897.60	S
<b>1,200 gallon spoils tank</b>			
350-4117	1200 GAL. PARTS ASM	\$1,377.00	S
	Shipped with: 350-5375 FX65 1200G HOSE REEL ASSY.	\$790.46	S
		\$2,167.46	S
<b>GEAR PUMP HYDRAULICS</b>			
350-4068	GEAR PUMP HYDRAULICS 800 GAL (TIER 4)	\$571.20	S
350-4081	COMMON 1200 GAL HYD TIER 4	\$1,224.00	S
<b>WATER TANKS (Select one)</b>			
<b>With trailer options</b>			
350-2458	WATER TANK SUB, 200 GALLON (with 800 gallon spoils tank only)	\$1,592.22	S
350-2460	WATER TANK SUB, 300 GALLON (with 800 gallon spoils tank only)	\$2,673.42	S
350-1886	WATER TANK SUB, 500 GALLON, TRAILER MNT (with 1,200 gallon spoils tank only)	\$3,072.24	S
<b>Without trailer options</b>			
190-1837	200 GAL WATER SYSTEM KIT (with 800 gallon spoils tank only)	\$1,716.66	S
190-1838	300 GAL WATER SYSTEM KIT (with 800 gallon spoils tank only)	\$2,679.54	S
350-2701	WATER TANK SUB, 500 GALLON (with 1,200 gallon spoils tank only)	\$3,998.40	S
<b>WATER HOSE REEL (Select)</b>			
601-132	WATER HOSE REEL SUB ASSY (1200 gal spoils tank without trailer, 800 gal spoils tank with trailer)	\$529.38	S

Supersedes All Previous Price Lists---Prices Subject to Change Without Notice

The Charles Machine Works, Inc.; PO Box 66; Perry, OK 73077

(FX65 (less regulated) - 551)



CONFIDENTIAL

FX65 (less regulated)

**SUGGESTED PRICE LIST  
(F.O.B. PERRY, OKLAHOMA)**

Effective August 1, 2017

PART NO.	DESCRIPTION	MSRP (USD)
<b>HOSE / TOOL STORAGE (Select)</b>		
319-539	4" SUCTION TOOL (EXTENDABLE)	\$530.28 D
	Shipped with: 320-800 4" HOSE (25') (w/ 800 gallon spoils tank only)	\$526.30 D
	350-3706 3" & 4" HOSE AND TOOL RACK (800 gal spoils tank w/ trailer)	\$446.76 S
	190-1821 3" & 4" HOSE AND TOOL RACK (800 gal spoils tank w/o trailer)	\$446.76 S
<b>VACUUM HOSE REEL (Optional)</b>		
601-331	FX50/FX60 VACUUM HOSE REEL (1,200 gallon spoils tank only)	\$3,763.80 S
	Shipped with: 350-4090 VAC HOSE REEL HYD FX60T4	\$388.72 S
		\$4,152.52 S
<b>IF ORDERING WITHOUT HOSE REEL</b>		
350-4083	NO VAC HOSE REEL HYD FX60T4 (1,200 gallon spoils tank only)	\$252.14 S
<b>ORANGE INTEL™ OPTIONS (Select one)</b>		
350-5371	GPS ONLY FOR GPS-READY	\$530.00 D
<b>Note: Equipment Registration Activates GPS and Telematics Boxes</b>		
<b>ORANGE INTEL™ SERVICE PLAN OPTIONS (Optional)</b>		
240-1118	1 Year Data Service Plan GPS ONLY	\$299.40 A
<b>Note: Sold in One Year Increments</b>		
<b>ACCESSORIES</b>		
325-411	4" 2 IN 1 TOOL (EXTENDABLE)	\$1,349.37 D
150-2625	PROSPECTOR NOZZLE (#5)	\$272.95 C
190-2506	PROSPECTOR ASSEMBLY, W/48" LANCE,#5 NOZZ	\$388.31 C
259-1012	PROSPECTOR EXTENSION, 48"LG W/ FITTING	\$17.00 C
190-2187	FX/FXT60 T4-FX/FXT65 T4i & T4 UPTIME KIT	\$1,585.00 B
<b>WATER HEATER (Optional)</b>		
<b>With trailer</b>		
350-4152	HEATER SUB (800 gallon spoils tank only)	\$6,324.00 S
350-4094	1200 GAL. WATER HEATER COMPONENTS (1,200 gallon spoils tank only)	\$6,910.50 S
<b>Without trailer</b>		
190-2304	HEATER KIT ( NO TRAILER) (800 gallon spoils tank only)	\$6,018.00 S
350-2248	HEATER COMPONENTS (1,200 gallon spoils tank only)	\$6,069.00 S
<b>BOOMS (Optional)</b>		
350-4859	800 G VAC BOOM ASS'Y (GEAR PUMP HYD, OH) (with trailer, 800 gallon spoils tank only)	\$5,610.00 S
	Shipped with: 350-3893 WIRELESS SYSTEM - FX50/60	\$2,346.00 S
		\$7,956.00 S
350-4861	1200 GAL VAC BOOM (GEAR PUMP HYD, OH) (1,200 gallon spoils tank only)	\$6,237.30 S
	Shipped with: 350-3893 WIRELESS SYSTEM - FX50/60	\$2,346.00 S
		\$8,583.30 S

Supersedes All Previous Price Lists---Prices Subject to Change Without Notice

The Charles Machine Works, Inc.; PO Box 66; Perry, OK 73077

(FX65 (less regulated) - 552)



CONFIDENTIAL

FX65 (less regulated)

**SUGGESTED PRICE LIST  
(F.O.B. PERRY, OKLAHOMA)**

**Effective August 1, 2017**

PART NO.	DESCRIPTION	MSRP (USD)
----------	-------------	------------

**TRAILERS (Optional)**

<b>T22S BASIC UNIT</b> (for use with 800 gallon spoils tank)		
025-1029	T22 TRAILER	\$11,601.28 S
<b>T26S BASIC UNIT</b> (for use with 1,200 gallon spoils tank)		
025-1025	T26S VAC TRAILER	\$18,164.89 S

**NOTE: Above trailers include lunette coupler**

**SPECIAL PAINT**

Special color charge is per each unit - specify color code. (If first time color order, please provide 2"x3" color chip.)

From the time of confirmation, any special paint order is non-cancelable and non-returnable.

Please allow 30 days from time of order to delivery.

Orders with less than 30 days from order to delivery are subject to applicable surcharge(s).

Prices do not include the application of special or branded paints; i.e.) DuPont, Sherwin-Williams, PPG, metallic or base coat / clear coat.

Charges do not include price of paint.

Call for Pricing A



CONFIDENTIAL

**FX65 (highly regulated)**

Changes since the July 1, 2017 price list:

Effective August 1, 2017



CONFIDENTIAL

FX65 (highly regulated)

**SUGGESTED PRICE LIST  
(F.O.B. PERRY, OKLAHOMA)**

Effective August 1, 2017

PART NO.	DESCRIPTION	MSRP (USD)
----------	-------------	------------

**STANDARD UNIT**

The **Ditch Witch® FX65** Vacuum Excavation System is both a portable vacuum unit for a variety of utility clean up applications and a powerful "soft" excavating machine for digging precisely controlled excavations to expose buried utilities.

The basic unit includes the following:

- Deutz TD 2.9, turbocharged, liquid cooled diesel engine (74 gross hp) EPA Tier 4, EU Stage IIIB compliant
- Insulated engine enclosure
- Cylinder assist dumping system
- Suction tool
- Water lance
- Auxiliary hydraulics
- Antifreeze kit
- Cyclone filter

If you select a standard machine configuration, you must also order the "shipped with" items listed below.

**FX65 T4 STANDARD #1**

<b>FX65-1</b>	FX65: 800/200gal, Rev Flow, Cycl., T22S (must order T22 trailer below) - Includes:		
FX65-BASIC-1	FX65: Reverse Flow Power Pack		
270-6009	800 GALLON PRODUCTION KIT		
350-2666	FILTER ASSEMBLY		
350-2667	CYCLONE ASSEMBLY		
350-3693	FILTER STAND		
150-2561	BULK HOSE, HIGH TEMP (5", SOLD PER INCH)	40 included	
350-5008	TANK (800 GAL)		
350-2682	SHUTOFF ASSEMBLY - 5"		
350-4070	800 GAL PARTS ASM		
350-4068	GEAR PUMP HYDRAULICS 800 GAL (TIER 4)		
350-2458	WATER TANK SUB, 200 GALLON		
601-132	WATER HOSE REEL SUB ASSY		
350-3706	3" & 4" HOSE AND TOOL RACK		
		<b>\$81,019.72</b>	
<b>025-1029</b>	<b>T22 TRAILER</b>	<b>\$11,601.28</b>	<b>S</b>
		<b>Total</b>	<b>\$92,621.00 S</b>

**POWER PACKS (Select one)**

FX65-BASIC-1	FX65: Reverse Flow Power Pack	\$61,200.00	S
FX65-BASIC-2	FX65: Suction Only Power Pack	\$57,834.00	S

**DECAL KITS - FX65 (Select one per category)****POWER PACK**

270-5770	FX65 PROD DECAL KIT	\$44.50	C
270-5776	FX60 & FX65 PROD DECAL KIT FR	\$137.84	C
270-5774	FX65 PROD DECAL KIT GR	\$137.84	C
270-5780	FX60 & FX65 PROD DECAL KIT IT	\$137.84	C
270-5778	FX60 & FX65 PROD DECAL KIT SP	\$137.84	C
270-5771	FX65 ISO PROD DECAL KIT	\$69.62	C

Supersedes All Previous Price Lists---Prices Subject to Change Without Notice

The Charles Machine Works, Inc.; PO Box 66; Perry, OK 73077

(FX65 (highly regulated) - 555)





CONFIDENTIAL

FX65 (highly regulated)

**SUGGESTED PRICE LIST  
(F.O.B. PERRY, OKLAHOMA)**

Effective August 1, 2017

PART NO.	DESCRIPTION	MSRP (USD)
<b>DECAL KITS - FX65 (Continued)</b>		
<b>TANKS</b>		
270-6009	800 GALLON PRODUCTION KIT	\$27.10 C
270-6017	800 GALLON PRODUCTION KIT FR	\$84.95 C
270-6018	800 GALLON PRODUCTION KIT GR	\$84.95 C
270-6019	800 GALLON PRODUCTION KIT IT	\$84.95 C
270-6020	800 GALLON PRODUCTION KIT SP	\$84.95 C
270-6011	800 GALLON ISO KIT	\$71.60 C
270-5894	1200 GAL PRODUCTION KIT	\$60.36 C
270-5901	1200 GAL PROD KIT FR	\$39.57 C
270-5903	1200 GAL PROD. KIT GR	\$39.57 C
270-5899	1200 GAL PROD KIT IT	\$39.57 C
270-5905	1200 GAL PROD. KIT SP	\$39.57 C
270-5896	1200 GAL ISO KIT	\$66.10 C
<b>NOTE: ISO decals will be shipped with all translation decals and any basic unit shipped outside the United States.</b>		
<b>FILTERS (Select one from Cyclone section)</b>		
<b>CYCLONE FILTER OPTIONS 800 GALLON SPOILS TANK</b>		
<b>With trailer</b>		
350-2666	FILTER ASSEMBLY	\$1,211.76 S
	Shipped with: 350-2667 CYCLONE ASSEMBLY	\$2,594.88 S
	350-3693 FILTER STAND	\$207.06 S
	350-3915 FILTER STAND (300 GAL WATER)	\$243.78 S
<b>With reverse flow</b>		
	Shipped with: 150-2561 BULK HOSE, HIGH TEMP (5", SOLD PER INCH)	40 required \$4.25 \$170.00 D
<b>Without reverse flow</b>		
	Shipped with: 150-2561 BULK HOSE, HIGH TEMP (5", SOLD PER INCH)	14 required \$4.25 \$59.50 D
<b>Without trailer</b>		
190-2373	CYCLONE ASSEMBLY KIT (5")	\$2,652.00 S
	Shipped with: 190-2371 VAC FILTER KIT (5")	\$1,681.98 S
<b>With reverse flow</b>		
	Shipped with: 150-2561 BULK HOSE, HIGH TEMP (5", SOLD PER INCH)	40 required \$4.25 \$170.00 D
<b>CYCLONE FILTER OPTIONS 1200 GALLON SPOILS TANK</b>		
<b>With trailer</b>		
350-2677	SUC 1200 GAL 5" CYC PARTS	\$3,570.00 S
	Shipped with: 150-2561 BULK HOSE, HIGH TEMP (5", SOLD PER INCH)	30 required \$4.25 \$127.50 D
	350-5375 FX65 1200G HOSE REEL ASSY.	\$790.46 S
350-2674	RF 1200 GAL 5" CYC PARTS	\$3,570.00 S
	Shipped with: 150-2561 BULK HOSE, HIGH TEMP (5", SOLD PER INCH)	55 required \$4.25 \$233.75 D
	350-5375 FX65 1200G HOSE REEL ASSY.	\$790.46 S

Supersedes All Previous Price Lists---Prices Subject to Change Without Notice

The Charles Machine Works, Inc.; PO Box 66; Perry, OK 73077

(FX65 (highly regulated) - 556)



CONFIDENTIAL

FX65 (highly regulated)

**SUGGESTED PRICE LIST  
(F.O.B. PERRY, OKLAHOMA)**

Effective August 1, 2017

PART NO.	DESCRIPTION	MSRP (USD)
<b>CYCLONE FILTER OPTIONS 1200 GALLON SPOILS TANK (Continued)</b>		
<b>Without trailer</b>		
350-2677	SUC 1200 GAL 5" CYC PARTS	\$3,570.00 S
	Shipped with: 150-2561 BULK HOSE, HIGH TEMP (5", SOLD PER INCH)	30 required \$4.25 \$127.50 D
	350-5375 FX65 1200G HOSE REEL ASSY.	\$790.46 S
	190-2371 VAC FILTER KIT (5")	\$1,681.98 S
350-2684	RF 1200 G CYC PARTS, NO TRAILER	\$3,570.00 S
	Shipped with: 150-2561 BULK HOSE, HIGH TEMP (5", SOLD PER INCH)	55 required \$4.25 \$233.75 D
	350-5375 FX65 1200G HOSE REEL ASSY.	\$790.46 S
	190-2371 VAC FILTER KIT (5")	\$1,681.98 S
<b>SPOILS TANK (Select one)</b>		
350-5008	TANK (800 GAL)	\$11,016.00 S
	Shipped with: 350-2682 SHUTOFF ASSEMBLY - 5"	\$551.82 S
		\$11,567.82 S
<b>1,200 gallon spoils tank (Select one)</b>		
300-4303	1200 GA. TANK (TRAILER MOUNT) (must choose 500 gallon water tank below)	\$7,122.66 S
300-4302	1200 GA. VAC TANK (must choose 500 gallon water tank below)	\$6,308.70 S
<b>Both shipped with:</b>		
	315-336 1200 GALLON TANK LID	\$1,820.70 S
	350-1873 TANK COMPONENTS	\$4,057.56 S
	315-178 SCISSOR LIFT	\$2,822.85 S
	350-2682 SHUTOFF ASSEMBLY - 5"	\$551.82 S
	601-293 4" TOOL RACK	\$628.32 S
		\$9,881.25 S
<b>Without trailer shipped with:</b>		
	350-1896 1200 GALLON LOOSE KIT	\$3,588.36 S
<b>(Select one of the following options)</b>		
<b>With trailer options</b>		
350-4070	800 GAL PARTS ASM	\$897.60 S
<b>Without trailer options</b>		
190-2291	800 GAL. PARTS KIT	\$897.60 S
<b>1,200 gallon spoils tank</b>		
350-4117	1200 GAL. PARTS ASM	\$1,377.00 S
	Shipped with: 350-5375 FX65 1200G HOSE REEL ASSY.	\$790.46 S
		\$2,167.46 S
<b>GEAR PUMP HYDRAULICS</b>		
350-4068	GEAR PUMP HYDRAULICS 800 GAL (TIER 4)	\$571.20 S
350-4081	COMMON 1200 GAL HYD TIER 4	\$1,224.00 S

Supersedes All Previous Price Lists---Prices Subject to Change Without Notice

The Charles Machine Works, Inc.; PO Box 66; Perry, OK 73077

(FX65 (highly regulated) - 557)



CONFIDENTIAL

FX65 (highly regulated)

**SUGGESTED PRICE LIST  
(F.O.B. PERRY, OKLAHOMA)**

Effective August 1, 2017

PART NO.	DESCRIPTION	MSRP (USD)
<b>WATER TANKS (Select one)</b>		
<b>With trailer options</b>		
350-2458	WATER TANK SUB, 200 GALLON (with 800 gallon spoils tank only)	\$1,592.22 S
350-2460	WATER TANK SUB, 300 GALLON (with 800 gallon spoils tank only)	\$2,673.42 S
350-1886	WATER TANK SUB, 500 GALLON, TRAILER MNT (with 1,200 gallon spoils tank only)	\$3,072.24 S
<b>Without trailer options</b>		
190-1837	200 GAL WATER SYSTEM KIT (with 800 gallon spoils tank only)	\$1,716.66 S
190-1838	300 GAL WATER SYSTEM KIT (with 800 gallon spoils tank only)	\$2,679.54 S
350-2701	WATER TANK SUB, 500 GALLON (with 1,200 gallon spoils tank only)	\$3,998.40 S
<b>WATER HOSE REEL (Select)</b>		
601-132	WATER HOSE REEL SUB ASSY (1200 gal spoils tank without trailer, 800 gal spoils tank with trailer)	\$529.38 S
<b>HOSE / TOOL STORAGE (Select one)</b>		
319-539	4" SUCTION TOOL (EXTENDABLE)	\$530.28 D
Shipped with: 320-800 4" HOSE (25') (w/ 800 gallon spoils tank only)		\$526.30 D
350-3706 3" & 4" HOSE AND TOOL RACK (800 gal spoils tank w/ trailer)		\$446.76 S
190-1821 3" & 4" HOSE AND TOOL RACK (800 gal spoils tank w/o trailer)		\$446.76 S
<b>VACUUM HOSE REEL (Optional)</b>		
601-331	FX50/FX60 VACUUM HOSE REEL (1,200 gallon spoils tank only)	\$3,763.80 S
Shipped with: 350-4090 VAC HOSE REEL HYD FX60T4		\$388.72 S
		\$4,152.52 S
<b>IF ORDERING WITHOUT HOSE REEL (1,200 gallon spoils tank only)</b>		
350-4083	NO VAC HOSE REEL HYD FX60T4	\$252.14 S
<b>ORANGE INTEL™ OPTIONS (Select one)</b>		
350-5371	GPS ONLY FOR GPS-READY	\$530.00 D
<b>Note: Equipment Registration Activates GPS and Telematics Boxes</b>		
<b>ORANGE INTEL™ SERVICE PLAN OPTIONS (Optional)</b>		
240-1118	1 Year Data Service Plan GPS ONLY	\$299.40 A
<b>Note: Sold in One Year Increments</b>		
<b>ACCESSORIES</b>		
325-411	4" 2 IN 1 TOOL (EXTENDABLE)	\$1,349.37 D
150-2625	PROSPECTOR NOZZLE (#5)	\$272.95 C
190-2506	PROSPECTOR ASSEMBLY, W/48" LANCE,#5 NOZZ	\$388.31 C
259-1012	PROSPECTOR EXTENSION, 48"LG W/ FITTING	\$17.00 C
190-2187	FX/FXT60 T4-FX/FXT65 T4i & T4 UPTIME KIT	\$1,585.00 B

Supersedes All Previous Price Lists---Prices Subject to Change Without Notice

The Charles Machine Works, Inc.; PO Box 66; Perry, OK 73077

(FX65 (highly regulated) - 558)



CONFIDENTIAL

FX65 (highly regulated)

**SUGGESTED PRICE LIST  
(F.O.B. PERRY, OKLAHOMA)**

Effective August 1, 2017

PART NO.	DESCRIPTION	MSRP (USD)
<b>WATER HEATER (Optional)</b>		
<b>With trailer</b>		
350-4152	HEATER SUB (800 gallon spoils tank only)	\$6,324.00 S
350-4094	1200 GAL. WATER HEATER COMPONENTS (1,200 gallon spoils tank only)	\$6,910.50 S
<b>Without trailer</b>		
190-2304	HEATER KIT ( NO TRAILER) (800 gallon spoils tank only)	\$6,018.00 S
350-2248	HEATER COMPONENTS (1,200 gallon spoils tank only)	\$6,069.00 S
<b>BOOMS (Optional)</b>		
350-4859	800 G VAC BOOM ASS'Y (GEAR PUMP HYD, OH) (with trailer, 800 gallon spoils tank only)	\$5,610.00 S
	Shipped with: 350-3893 WIRELESS SYSTEM - FX50/60	\$2,346.00 S
		\$7,956.00 S
190-2654	VAC BOOM KIT (GEAR PUMP HYD,800 GAL, OH) (w/o trailer, 800 gallon spoils tank only)	\$5,269.32 S
	Shipped with: 190-2354 WIRELESS SYSTEM - FX50/60	\$2,244.00 S
		\$7,513.32 S
350-4861	1200 GAL VAC BOOM (GEAR PUMP HYD, OH) (1,200 gallon spoils tank only)	\$6,237.30 S
	Shipped with: 350-3893 WIRELESS SYSTEM - FX50/60	\$2,346.00 S
		\$8,583.30 S

**TRAILERS (Optional)****T22S BASIC UNIT** (for use with 800 gallon spoils tank)

025-1029	T22 TRAILER	\$11,601.28	S
----------	-------------	-------------	---

**T26S BASIC UNIT** (for use with 1,200 gallon spoils tank)

025-1025	T26S VAC TRAILER	\$18,164.89	S
----------	------------------	-------------	---

**NOTE: Above trailers include lunette coupler****SPECIAL PAINT**

Special color charge is per each unit - specify color code. (If first time color order, please provide 2"x3" color chip.)

From the time of confirmation, any special paint order is non-cancelable and non-returnable.

Please allow 30 days from time of order to delivery.

Orders with less than 30 days from order to delivery are subject to applicable surcharge(s).

Prices do not include the application of special or branded paints; i.e.) DuPont, Sherwin-Williams, PPG, metallic or base coat / clear coat.

Charges do not include price of paint.

Call for Pricing A



CONFIDENTIAL

**FXT30**

Changes since the July 1, 2017 price list:

Effective August 1, 2017



CONFIDENTIAL

FXT30

**SUGGESTED PRICE LIST  
(F.O.B. PERRY, OKLAHOMA)**

Effective August 1, 2017

PART NO.	DESCRIPTION	MSRP (USD)
----------	-------------	------------

**STANDARD UNIT**

The **Ditch Witch® FXT30** Vacuum Excavation System is a dedicated truck mounted vacuum unit used for a variety of utility clean up applications and for digging precisely controlled excavations to expose buried utilities.

The basic unit includes the following:

- Kubota D1105-E3B liquid-cooled diesel engine (24.8 hp gross) Tier 4 compliant
- Insulated engine enclosure
- Cylinder assist dumping system
- Hydraulic door
- Suction tool
- Wash wand kit
- Antifreeze kit
- Tool rack on rear door
- Mud flaps
- Hose and storage tubes
- Ladders

**COMMON COMPONENTS****SELECT ALL**

350-1493	FXT30 COMMON COMPONENTS	\$1,728.90	S
190-1922	FXT COMMON TANK SHIPMENT PARTS	\$351.90	S
190-1923	COVER ASSEMBLY	\$163.20	S
350-3747	GEAR PUMP HYDRAULICS	\$1,982.57	S
<b>SELECT FOR SINGLE AXLE</b>			
350-4139	COMMON FXT COMPONENTS TIER 4	\$6,783.00	S
350-2775	MOUNT SET	\$535.50	S
190-1921	TANK SKID COVERS	\$127.50	S
<b>SELECT FOR TANDEM AXLE</b>			
350-4219	TANDEM 1200 FXT COMPONENTS	\$7,680.60	S
350-2960	TANDEM MOUNT SET	\$571.20	S
190-1926	TANDEM SKID COVERS	\$181.56	S

**DECAL KITS - FXT30 (Select one per category)****POWER PACK**

270-5714	FXT30 POWER PACK PROD DECAL KIT	\$34.16	C
270-5715	FXT30 POWER PACK PROD DECAL KIT FR	\$98.10	C
270-5716	FXT30 POWER PACK PROD DECAL KIT GR	\$98.10	C
270-5717	FXT30 POWER PACK PROD DECAL KIT IT	\$98.10	C
270-5718	FXT30 POWER PACK PROD DECAL KIT SP	\$98.10	C

270-5540	FX30 T4F POWER PACK ISO DECAL KIT	\$23.60	C
----------	-----------------------------------	---------	---

**TANK**

270-2797	300/500/800 GAL TANK PROD. DECAL KIT	\$26.90	C
270-2798	500 GAL TANK PROD. DECAL KIT FR	\$134.78	C
270-2799	500 GAL TANK PROD. DECAL KIT GR	\$134.78	C
270-2800	500 GAL TANK PROD. DECAL KIT IT	\$134.78	C
270-2801	500 GAL TANK PROD. DECAL KIT SP	\$134.78	C
270-2802	500 GAL TANK PROD. ISO DECAL KIT	\$73.21	C

**NOTE: ISO decals will be shipped with all translation decals and any basic unit shipped outside the United States.**

Supersedes All Previous Price Lists---Prices Subject to Change Without Notice

The Charles Machine Works, Inc.; PO Box 66; Perry, OK 73077

(FXT30 - 561)

**SUGGESTED PRICE LIST  
(F.O.B. PERRY, OKLAHOMA)**

**Effective August 1, 2017**

PART NO.	DESCRIPTION	MSRP (USD)
<b>FILTERS (Select one from Canister or Cyclone section)</b>		
<b>CANISTER FILTER OPTIONS 500 GALLON</b>		
350-3777	FILTER ASSEMBLY	\$1,211.76 S
	Shipped with: 350-3880 EXPANSION CANISTER ASSEMBLY	\$712.98 S
	350-3768 4" ELBOW AND HOSE BARB	\$191.13 C
	<b>With reverse flow (right hand traffic)</b>	
	Shipped with: 150-3675 BULK HOSE, HIGH TEMP (4", SOLD PER INCH) 125 required	\$3.52 \$440.00 D
	<b>With reverse flow (left hand traffic)</b>	
	Shipped with: 150-3675 BULK HOSE, HIGH TEMP (4", SOLD PER INCH) 20 required	\$3.52 \$70.40 D
<b>CANISTER FILTER OPTIONS 800 GALLON</b>		
350-3777	FILTER ASSEMBLY	\$1,211.76 S
	Shipped with: 350-3880 EXPANSION CANISTER ASSEMBLY	\$712.98 S
	350-3768 4" ELBOW AND HOSE BARB	\$191.13 C
	<b>With reverse flow (right hand traffic)</b>	
	Shipped with: 150-3675 BULK HOSE, HIGH TEMP (4", SOLD PER INCH) 26 required	\$3.52 \$91.52 D
	<b>With reverse flow (left hand traffic)</b>	
	Shipped with: 150-3675 BULK HOSE, HIGH TEMP (4", SOLD PER INCH) 20 required	\$3.52 \$70.40 D
<b>CYCLONE FILTER OPTIONS 500 GALLON</b>		
350-3779	CYCLONE ASSEMBLY	\$2,594.88 S
	Shipped with: 350-3777 FILTER ASSEMBLY	\$1,211.76 S
	350-3768 4" ELBOW AND HOSE BARB	\$191.13 C
	301-4659 VERTICAL CYCLONE LID	\$296.82 S
	<b>With reverse flow (right hand traffic)</b>	
	Shipped with: 150-3675 BULK HOSE, HIGH TEMP (4", SOLD PER INCH) 157 required	\$3.52 \$552.64 D
	<b>With reverse flow (left hand traffic)</b>	
	Shipped with: 150-3675 BULK HOSE, HIGH TEMP (4", SOLD PER INCH) 20 required	\$3.52 \$70.40 D
<b>CYCLONE FILTER OPTIONS 800 GALLON</b>		
350-3779	CYCLONE ASSEMBLY	\$2,594.88 S
	Shipped with: 350-3777 FILTER ASSEMBLY	\$1,211.76 S
	350-3768 4" ELBOW AND HOSE BARB	\$191.13 C
	301-4658 HORIZONTAL CYCLONE LID	\$296.82 S
	<b>With reverse flow (right hand traffic)</b>	
	Shipped with: 150-3675 BULK HOSE, HIGH TEMP (4", SOLD PER INCH) 26 required	\$3.52 \$91.52 D
	<b>With reverse flow (left hand traffic)</b>	
	Shipped with: 150-3675 BULK HOSE, HIGH TEMP (4", SOLD PER INCH) 20 required	\$3.52 \$70.40 D
<b>POWER PACK (Select)</b>		
350-3799	FX30 T4 FINAL POWER PACK	\$21,622.42 S
	Shipped with: 350-3839 FRONT LIFT OFF DOORS	\$653.75 S
		\$22,276.17 S
<b>REVERSE FLOW (Select one)</b>		
350-2720	REVERSE FLOW OPTION	\$2,128.66 S
350-2721	NO REV FLOW SUB ASSEMBLY	\$201.39 S

**SUGGESTED PRICE LIST  
(F.O.B. PERRY, OKLAHOMA)****Effective August 1, 2017**

PART NO.	DESCRIPTION	MSRP (USD)	
<b>SPOILS TANK (Select one)</b>			
350-5012	500 GAL SPOILS TANK MODULE (single axle only)	\$11,551.50	S
	Shipped with: 601-787 SHUTOFF ASSEMBLY (for right hand traffic)	\$551.82	S
	350-3945 SHUTOFF ASSEMBLY (for left hand traffic)	\$551.82	S
	190-1920 FXT COMMON KIT PARTS (for left hand traffic)	\$1,300.50	S
		\$13,403.82	S
350-5014	800 GAL SPOILS TANK MODULE (single axle only)	\$12,504.18	S
	Shipped with: 601-787 SHUTOFF ASSEMBLY	\$551.82	S
	350-3881 VAC HOSE ROUTING ASSEMBLY	\$90.78	S
	190-1920 FXT COMMON KIT PARTS	\$1,300.50	S
		\$14,447.28	S
350-5016	TANDEM TANK MODULE (800 G) (for tandem axle)	\$13,362.00	S
	Shipped with: 601-787 SHUTOFF ASSEMBLY	\$551.82	S
	190-1927 FXT COMMON TANDEM PARTS	\$1,300.50	S
		\$15,214.32	S
<b>WATER TANKS (Select one)</b>			
<b>With 500 Gallon Spoils Tank</b>			
350-3909	200 GAL WATER (single axle only)	\$906.78	S
	Shipped with: 350-3913 WATER AIR BRAKE (200 GAL)	\$508.98	S
	190-2247 200 GAL WATER PLUMBING (for right hand traffic)	\$433.50	S
	190-2248 200 GAL WATER PLUMBING (LEFT SIDE) (for left hand traffic)	\$433.50	S
		\$1,849.26	S
<b>With 800 Gallon Spoils Tank</b>			
350-3908	400 GAL WATER (for single axle)	\$2,346.00	S
	Shipped with: 350-3877 WATER AIR BRAKE (SADDLE TANK)	\$252.96	S
	190-2238 400 GAL WATER PLUMBING	\$576.30	S
		\$3,175.26	S
350-4220	400 GAL WATER (for tandem axle)	\$2,422.50	S
	Shipped with: 350-3877 WATER AIR BRAKE (SADDLE TANK)	\$252.96	S
	190-1928 400 GAL WATER PLUMBING	\$688.50	S
		\$3,363.96	S
<b>WATER HOSE REEL KITS (Select one)</b>			
<b>SINGLE AXLE</b>			
350-4137	HOSE REEL HOSE'S RH TRAFFIC	\$96.90	S
350-4138	HOSE REEL HOSE'S LH TRAFFIC	\$96.90	S
<b>TANDEM AXLE</b>			
350-4224	HOSE REEL HOSE RH (TANDEM)	\$96.90	S
350-4277	HOSE REEL HOSE LH (TANDEM)	\$96.90	S



**SUGGESTED PRICE LIST  
(F.O.B. PERRY, OKLAHOMA)**

**Effective August 1, 2017**

PART NO.	DESCRIPTION	MSRP (USD)		
HOSE / TOOL STORAGE (Select)				
310-893	3" SUCTION TOOL	\$294.92	D	
	Shipped with: 350-2771 HOSE SET (3")	\$499.04	S	
		\$793.96		
319-539	4" SUCTION TOOL (EXTENDABLE)	\$530.28	D	
	Shipped with: 350-2772 HOSE SET (4")	\$637.50	S	
		\$1,167.78		
LIGHTS (Select one)				
190-2065	LED LIGHTS	\$682.38	S	
190-2066	NO LIGHTS	\$76.50	S	
ORANGE INTEL™ OPTIONS (Select one)				
350-5371	GPS ONLY FOR GPS-READY	\$530.00	D	
	Note: Equipment Registration Activates GPS and Telematics Boxes			
ORANGE INTEL™ SERVICE PLAN OPTIONS (Optional)				
240-1118	1 Year Data Service Plan GPS ONLY	\$299.40	A	
	Note: Sold in One Year Increments			
ACCESSORIES				
310-894	TWO IN ONE TOOL	\$871.02	D	
325-411	4" 2 IN 1 TOOL (EXTENDABLE)	\$1,349.37	D	
150-2625	PROSPECTOR NOZZLE (#5)	\$272.95	C	
190-2507	PROSPECTOR ASSEMBLY, W/48" LANCE,#3 NOZZ	\$388.31	C	
259-1012	PROSPECTOR EXTENSION, 48"LG W/ FITTING	\$17.00	C	
301-5571	REDUCED FHC BODY (64F-96F)	\$236.36	C	
190-2228	BUMPER KIT	\$759.90	S	
190-1924	HITCH KIT	\$1,938.00	S	
215-2445	RV 7 BLADE HARNESS	\$86.89	C	
190-1715	LOCKING FUEL CAP COVER KIT (2.25")	\$35.80	C	
350-4431	AIR SABER EXTENSION (36 ")	\$551.05	C	
350-4430	AIR SABER ASSEMBLY	\$1,236.00	C	
190-2104	FX30/FXT30 T3/T4F (NOT T4i) UPTIME KIT	\$1,048.00	B	
BOOMS (Optional)				
350-3935	FXT30 BOOM COMPONENTS	\$1,581.00	S	
	Shipped with: 350-4199 WIRELESS SYSTEM - FX30	\$2,346.00	S	
	Select one			
	Shipped with: 350-4823 FXT BOOM SUB (OVERHEAD HOSE)	(standard)	\$4,299.30	S
	190-2625 FXT BOOM SUB KIT (OVERHEAD HOSE)	(if being shipped via vessel)	\$4,299.30	S
	Select for 500 gallon spoils tank			
	Shipped with: 350-3938 TRUCK VAC BOOM SADDLE (500 GAL)	\$492.66	S	
	Select one for 800 gallon spoils tank			
	Shipped with: 350-3937 TRUCK VAC BOOM RH SADDLE (800 GAL) (for right hand traffic)	\$492.66	S	
	350-3940 TRUCK VAC BOOM LH SADDLE (800 GAL) (for left hand traffic)	\$492.66	S	
		\$8,718.96	S	



CONFIDENTIAL

FXT30

**SUGGESTED PRICE LIST  
(F.O.B. PERRY, OKLAHOMA)****Effective August 1, 2017**

PART NO.	DESCRIPTION	MSRP (USD)	
<b>WATER HEATER (Optional, can not combine with tool rack on single axle)</b>			
<b>SINGLE AXLE</b>			
190-2232	HEATER KIT (SKID MOUNTED)	\$6,018.00	S
	Shipped with: 190-2068 SKID EXTENSION	\$252.96	S
		\$6,270.96	S
<b>TANDEM AXLE</b>			
350-4348	HEATER ASS'Y (TANDEM AXLE)	\$6,018.00	S
	Shipped with: 190-1942 COMMON TANDEM HEATER KIT	\$76.50	S
		\$6,094.50	S
<b>TOOL RACK (Optional, can not combine with water heater on single axle)</b>			
190-2067	TOOL RACK	\$213.18	S
	Shipped with: 190-2068 SKID EXTENSION	\$252.96	S
		\$466.14	S

**SPECIAL PAINT**

Special color charge is per each unit - specify color code. (If first time color order, please provide 2"x3" color chip.)

From the time of confirmation, any special paint order is non-cancelable and non-returnable.

Please allow 30 days from time of order to delivery.

Orders with less than 30 days from order to delivery are subject to applicable surcharge(s).

Prices do not include the application of special or branded paints; i.e.) DuPont, Sherwin-Williams, PPG, metallic or base coat / clear coat.

Charges do not include price of paint.

Call for Pricing A



CONFIDENTIAL

**FXT50 (less regulated)**

Changes since the July 1, 2017 price list:

Effective August 1, 2017



CONFIDENTIAL

FXT50 (less regulated)

**SUGGESTED PRICE LIST  
(F.O.B. PERRY, OKLAHOMA)**

Effective August 1, 2017

PART NO.	DESCRIPTION	MSRP (USD)
----------	-------------	------------

**STANDARD UNIT**

The **Ditch Witch® FXT50** Vacuum Excavation System is a dedicated truck mounted vacuum unit used for a variety of utility clean up applications and for digging precisely controlled excavations to expose buried utilities.

The basic unit includes the following:

- Deutz D2011L03I diesel engine (49 hp gross) EPA Tier 4i, EU Stage IIIA compliant
- Insulated engine enclosure
- Cylinder assist dumping system
- Hydraulic door
- Suction tool
- Wash wand kit
- Antifreeze kit
- Tool rack on rear door
- Mud flaps
- Hose and storage tubes
- Ladders

**COMMON COMPONENTS****SELECT ALL**

350-4271	FXT50 COMMON COMPONENTS	\$1,361.70	S
190-1922	FXT COMMON TANK SHIPMENT PARTS	\$351.90	S
190-1923	COVER ASSEMBLY	\$163.20	S
<b>SELECT FOR SINGLE AXLE</b>			
350-4139	COMMON FXT COMPONENTS TIER 4	\$6,783.00	S
350-2775	MOUNT SET	\$535.50	S
190-1921	TANK SKID COVERS	\$127.50	S
<b>SELECT FOR TANDEM AXLE</b>			
350-4219	TANDEM 1200 FXT COMPONENTS	\$7,680.60	S
350-2960	TANDEM MOUNT SET	\$571.20	S
190-1926	TANDEM SKID COVERS	\$181.56	S

**DECAL KITS - FXT50 (Select one per category)****POWER PACK**

270-5607	FXT50 POWER PACK PROD DECAL KIT	\$29.64	C
270-5609	FXT50 POWER PACK PROD DECAL KIT FR	\$77.63	C
270-5610	FXT50 POWER PACK PROD DECAL KIT GR	\$77.63	C
270-5611	FXT50 POWER PACK PROD DECAL KIT IT	\$77.63	C
270-5612	FXT50 POWER PACK PROD DECAL KIT SP	\$77.63	C

270-5608	FXT50 POWER PACK PROD ISO DECAL KIT	\$15.04	C
----------	-------------------------------------	---------	---

**TANK**

270-2797	300/500/800 GAL TANK PROD. DECAL KIT	\$26.90	C
270-2798	500 GAL TANK PROD. DECAL KIT FR	\$134.78	C
270-2799	500 GAL TANK PROD. DECAL KIT GR	\$134.78	C
270-2800	500 GAL TANK PROD. DECAL KIT IT	\$134.78	C
270-2801	500 GAL TANK PROD. DECAL KIT SP	\$134.78	C
270-2802	500 GAL TANK PROD. ISO DECAL KIT	\$73.21	C

**NOTE: ISO decals will be shipped with all translation decals and any basic unit shipped outside the United States.**

Supersedes All Previous Price Lists---Prices Subject to Change Without Notice

The Charles Machine Works, Inc.; PO Box 66; Perry, OK 73077

(FXT50 (less regulated) - 567)



CONFIDENTIAL

FXT50 (less regulated)

**SUGGESTED PRICE LIST  
(F.O.B. PERRY, OKLAHOMA)**

Effective August 1, 2017

PART NO.	DESCRIPTION	MSRP (USD)
<b>FILTERS (Select one from Canister or Cyclone section)</b>		
<b>CANISTER FILTER OPTIONS 500 GALLON SPOILS TANK</b>		
350-3880	EXPANSION CANISTER ASSEMBLY	\$712.98 S
	Shipped with: 350-4031 FILTER ASSEMBLY	\$1,211.76 S
	<b>With reverse flow (right hand traffic)</b>	
	Shipped with: 150-3675 BULK HOSE, HIGH TEMP (4", SOLD PER INCH) 120 required	\$3.52 \$422.40 D
	<b>With reverse flow (left hand traffic)</b>	
	Shipped with: 150-3675 BULK HOSE, HIGH TEMP (4", SOLD PER INCH) 168 required	\$3.52 \$591.36 D
<b>CANISTER FILTER OPTIONS 800 GALLON SPOILS TANK</b>		
350-3880	EXPANSION CANISTER ASSEMBLY	\$712.98 S
	Shipped with: 350-4031 FILTER ASSEMBLY	\$1,211.76 S
	<b>With reverse flow (right hand traffic)</b>	
	Shipped with: 150-3675 BULK HOSE, HIGH TEMP (4", SOLD PER INCH) 52 required	\$3.52 \$183.04 D
	<b>With reverse flow (left hand traffic)</b>	
	Shipped with: 150-3675 BULK HOSE, HIGH TEMP (4", SOLD PER INCH) 72 required	\$3.52 \$253.44 D
	<b>Without reverse flow (right hand traffic)</b>	
	Shipped with: 350-3942 4" 45 DEG ELBOW AND HOSE BARB	\$175.43 C
<b>CYCLONE FILTER OPTIONS 500 GALLON SPOILS TANK</b>		
350-3779	CYCLONE ASSEMBLY	\$2,594.88 S
	Shipped with: 350-4031 FILTER ASSEMBLY	\$1,211.76 S
	301-4659 VERTICAL CYCLONE LID	\$296.82 S
	<b>With reverse flow (right hand traffic)</b>	
	Shipped with: 150-3675 BULK HOSE, HIGH TEMP (4", SOLD PER INCH) 144 required	\$3.52 \$506.88 D
	<b>With reverse flow (left hand traffic)</b>	
	Shipped with: 150-3675 BULK HOSE, HIGH TEMP (4", SOLD PER INCH) 204 required	\$3.52 \$718.08 D
<b>CYCLONE FILTER OPTIONS 800 GALLON SPOILS TANK</b>		
350-3779	CYCLONE ASSEMBLY	\$2,594.88 S
	Shipped with: 350-4031 FILTER ASSEMBLY	\$1,211.76 S
	301-4658 HORIZONTAL CYCLONE LID	\$296.82 S
	<b>With reverse flow (right hand traffic)</b>	
	Shipped with: 150-3675 BULK HOSE, HIGH TEMP (4", SOLD PER INCH) 52 required	\$3.52 \$183.04 D
	<b>With reverse flow (left hand traffic)</b>	
	Shipped with: 150-3675 BULK HOSE, HIGH TEMP (4", SOLD PER INCH) 72 required	\$3.52 \$253.44 D
	<b>Without reverse flow</b>	
	Shipped with: 350-3942 4" 45 DEG ELBOW AND HOSE BARB (right hand traffic only)	\$175.43 C
<b>POWER PACKS (Select one)</b>		
350-3688	FX50 POWER PAC - REV FLOW	\$34,170.00 S
	Shipped with: 350-1464 FRONT LIFT-OFF DOORS	\$712.98 S
		\$34,882.98
350-3039	FX50 POWER PAC - SUCTION ONLY	\$32,385.00 S
	Shipped with: 350-1464 FRONT LIFT-OFF DOORS	\$712.98 S
		\$33,097.98 S

Supersedes All Previous Price Lists---Prices Subject to Change Without Notice

The Charles Machine Works, Inc.; PO Box 66; Perry, OK 73077

(FXT50 (less regulated) - 568)



CONFIDENTIAL

FXT50 (less regulated)

**SUGGESTED PRICE LIST  
(F.O.B. PERRY, OKLAHOMA)**

Effective August 1, 2017

PART NO.	DESCRIPTION	MSRP (USD)	
<b>SPOILS TANK (Select one)</b>			
350-5012	500 GAL SPOILS TANK MODULE (single axle only)	\$11,551.50	S
	Shipped with: 601-787 SHUTOFF ASSEMBLY (for right hand traffic)	\$551.82	S
	350-3945 SHUTOFF ASSEMBLY (for left hand traffic)	\$551.82	S
	190-1920 FXT COMMON KIT PARTS (for left hand traffic)	\$1,300.50	S
		\$12,103.32	S
350-5014	800 GAL SPOILS TANK MODULE (for single axle) (for single axle)	\$12,504.18	S
	Shipped with: 601-787 SHUTOFF ASSEMBLY	\$551.82	S
	350-3881 VAC HOSE ROUTING ASSEMBLY	\$90.78	S
	190-1920 FXT COMMON KIT PARTS	\$1,300.50	S
		\$14,447.28	S
350-5016	TANDEM TANK MODULE (800 G) (for tandem axle) (for tandem axle)	\$13,362.00	S
	Shipped with: 601-787 SHUTOFF ASSEMBLY	\$551.82	S
	190-1927 FXT COMMON TANDEM PARTS	\$1,300.50	S
		\$15,214.32	S
<b>WATER TANKS (Select one)</b>			
<b>With 500 Gallon Spoils Tank</b>			
350-3909	200 GAL WATER (single axle only)	\$906.78	S
	Shipped with: 350-3913 WATER AIR BRAKE (200 GAL)	\$508.98	S
	190-2247 200 GAL WATER PLUMBING (for right hand traffic)	\$433.50	S
	190-2248 200 GAL WATER PLUMBING (LEFT SIDE) (for left hand traffic)	\$433.50	S
		\$1,849.26	S
<b>With 800 Gallon Spoils Tank</b>			
350-3908	400 GAL WATER (for single axle)	\$2,346.00	S
	Shipped with: 350-3877 WATER AIR BRAKE (SADDLE TANK)	\$252.96	S
	190-2238 400 GAL WATER PLUMBING	\$576.30	S
		\$3,175.26	S
350-4220	400 GAL WATER (for tandem axle)	\$2,422.50	S
	Shipped with: 350-3877 WATER AIR BRAKE (SADDLE TANK)	\$252.96	S
	190-1928 400 GAL WATER PLUMBING	\$688.50	S
		\$3,363.96	S
<b>WATER HOSE REEL KITS (Select one)</b>			
<b>SINGLE AXLE</b>			
350-4137	HOSE REEL HOSE'S RH TRAFFIC	\$96.90	S
350-4138	HOSE REEL HOSE'S LH TRAFFIC	\$96.90	S
<b>TANDEM AXLE</b>			
350-4224	HOSE REEL HOSE RH (TANDEM)	\$96.90	S
350-4277	HOSE REEL HOSE LH (TANDEM)	\$96.90	S
<b>HOSE / TOOL STORAGE (Select)</b>			
319-539	4" SUCTION TOOL (EXTENDABLE)	\$530.28	D
	Shipped with: 350-2772 HOSE SET (4")	\$637.50	S
		\$1,167.78	
<b>LIGHTS (Select one)</b>			
190-2065	LED LIGHTS	\$682.38	S
190-2066	NO LIGHTS	\$76.50	S

Supersedes All Previous Price Lists---Prices Subject to Change Without Notice

The Charles Machine Works, Inc.; PO Box 66; Perry, OK 73077

(FXT50 (less regulated) - 569)



CONFIDENTIAL

FXT50 (less regulated)

**SUGGESTED PRICE LIST  
(F.O.B. PERRY, OKLAHOMA)**

Effective August 1, 2017

PART NO.	DESCRIPTION	MSRP (USD)	
<b>ORANGE INTEL™ OPTIONS (Select one)</b>			
350-5371	GPS ONLY FOR GPS-READY	\$530.00	D
<b>Note: Equipment Registration Activates GPS and Telematics Boxes</b>			
<b>ORANGE INTEL™ SERVICE PLAN OPTIONS (Optional)</b>			
240-1118	1 Year Data Service Plan GPS ONLY	\$299.40	A
<b>Note: Sold in One Year Increments</b>			
<b>ACCESSORIES</b>			
325-411	4" 2 IN 1 TOOL (EXTENDABLE)	\$1,349.37	D
150-2625	PROSPECTOR NOZZLE (#5)	\$272.95	C
190-2506	PROSPECTOR ASSEMBLY, W/48" LANCE,#5 NOZZ	\$388.31	C
259-1012	PROSPECTOR EXTENSION, 48"LG W/ FITTING	\$17.00	C
301-5571	REDUCED FHC BODY (64F-96F)	\$236.36	C
190-2228	BUMPER KIT	\$759.90	S
190-1924	HITCH KIT	\$1,938.00	S
215-2445	RV 7 BLADE HARNESS	\$86.89	C
190-1715	LOCKING FUEL CAP COVER KIT (2.25")	\$35.80	C
350-4431	AIR SABER EXTENSION (36 ")	\$551.05	C
350-4430	AIR SABER ASSEMBLY	\$1,236.00	C
190-2161	FX50/FXT50 T4i UPTIME KIT	\$1,130.00	B
<b>BOOMS (Optional)</b>			
350-3956	FXT50 BOOM COMPONENTS	\$1,322.94	S
<b>Select one</b>			
Shipped with: 350-4823 FXT BOOM SUB (OVERHEAD HOSE)		(standard)	\$4,299.30 S
190-2625 FXT BOOM SUB KIT (OVERHEAD HOSE)		(if being shipped via vessel)	\$4,299.30 S
<b>Select for 500 gallon spoils tank</b>			
Shipped with: 350-3938 TRUCK VAC BOOM SADDLE (500 GAL)		\$492.66	S
<b>Select one for 800 gallon spoils tank</b>			
Shipped with: 350-3937 TRUCK VAC BOOM RH SADDLE (800 GAL) (for right hand traffic)		\$492.66	S
350-3940 TRUCK VAC BOOM LH SADDLE (800 GAL) (for left hand traffic)		\$492.66	S
		\$6,114.90	S
<b>WATER HEATER (Optional, can not combine with tool rack on single axle)</b>			
<b>SINGLE AXLE</b>			
190-2232	HEATER KIT (SKID MOUNTED)	\$6,018.00	S
Shipped with: 190-2068 SKID EXTENSION		\$252.96	S
		\$6,270.96	S
<b>TANDEM AXLE</b>			
350-4348	HEATER ASS'Y (TANDEM AXLE)	\$6,018.00	S
Shipped with: 190-1942 COMMON TANDEM HEATER KIT		\$76.50	S
		\$6,094.50	S
<b>TOOL RACK (Optional, can not combine with water heater on single axle)</b>			
190-2067	TOOL RACK	\$213.18	S
Shipped with: 190-2068 SKID EXTENSION		\$252.96	S
		\$466.14	S

Supersedes All Previous Price Lists---Prices Subject to Change Without Notice

The Charles Machine Works, Inc.; PO Box 66; Perry, OK 73077

(FXT50 (less regulated) - 570)



CONFIDENTIAL

**FXT50 (less regulated)**

**SUGGESTED PRICE LIST  
(F.O.B. PERRY, OKLAHOMA)**

**Effective August 1, 2017**

**PART NO. DESCRIPTION**

**MSRP (USD)**

**SPECIAL PAINT**

Special color charge is per each unit - specify color code. (If first time color order, please provide 2"x3" color chip.)

From the time of confirmation, any special paint order is non-cancelable and non-returnable.

Please allow 30 days from time of order to delivery.

Orders with less than 30 days from order to delivery are subject to applicable surcharge(s).

Prices do not include the application of special or branded paints; i.e.) DuPont, Sherwin-Williams, PPG, metallic or base coat / clear coat.

Charges do not include price of paint.

Call for Pricing A





CONFIDENTIAL

**FXT50 (highly regulated)**

Changes since the July 1, 2017 price list:

Effective August 1, 2017



CONFIDENTIAL

FXT50 (highly regulated)

**SUGGESTED PRICE LIST  
(F.O.B. PERRY, OKLAHOMA)**

Effective August 1, 2017

PART NO.	DESCRIPTION	MSRP (USD)
----------	-------------	------------

**STANDARD UNIT**

The **Ditch Witch® FXT50** Vacuum Excavation System is a dedicated truck mounted vacuum unit used for a variety of utility clean up applications and for digging precisely controlled excavations to expose buried utilities.

The basic unit includes the following:

- Deutz D2.9 L4, water-cooled diesel engine (48.8 hp gross @ 2,600 rpm) EPA Tier 4, EU Stage IIIA compliant
- Insulated engine enclosure
- Cylinder assist dumping system
- Hydraulic door
- Suction tool
- Wash wand kit
- Antifreeze kit
- Tool rack on rear door
- Mud flaps
- Hose and storage tubes
- Ladders

**COMMON COMPONENTS****SELECT ALL**

350-4075	FXT50/60 COMMON COMPONENTS TIER 4	\$765.00	S
190-1922	FXT COMMON TANK SHIPMENT PARTS	\$351.90	S
190-1923	COVER ASSEMBLY	\$163.20	S

**SELECT FOR SINGLE AXLE**

350-4139	COMMON FXT COMPONENTS TIER 4	\$6,783.00	S
350-2775	MOUNT SET	\$535.50	S
190-1921	TANK SKID COVERS	\$127.50	S

**SELECT FOR TANDEM AXLE**

350-4219	TANDEM 1200 FXT COMPONENTS	\$7,680.60	S
350-2960	TANDEM MOUNT SET	\$571.20	S
190-1926	TANDEM SKID COVERS	\$181.56	S

**DECAL KITS - FXT50 T4 (Select one per category)****POWER PACK**

270-5995	FXT50 T4F PROD DECAL KIT	\$43.71	C
270-6004	FXT50 T4F PROD DECAL KIT FR	\$136.81	C
270-6003	FXT50 T4F PROD DECAL KIT GR	\$136.81	C
270-6006	FXT50 T4F PROD DECAL KIT IT	\$136.81	C
270-6005	FXT50 T4F PROD DECAL KIT SP	\$136.81	C

270-5996	FXT50 T4F ISO PROD DECAL KIT	\$25.17	C
----------	------------------------------	---------	---

**TANK**

270-2797	300/500/800 GAL TANK PROD. DECAL KIT	\$26.90	C
270-2798	500 GAL TANK PROD. DECAL KIT FR	\$134.78	C
270-2799	500 GAL TANK PROD. DECAL KIT GR	\$134.78	C
270-2800	500 GAL TANK PROD. DECAL KIT IT	\$134.78	C
270-2801	500 GAL TANK PROD. DECAL KIT SP	\$134.78	C
270-2802	500 GAL TANK PROD. ISO DECAL KIT	\$73.21	C

**NOTE: ISO decals will be shipped with all translation decals and any basic unit shipped outside the United States.**

Supersedes All Previous Price Lists---Prices Subject to Change Without Notice

The Charles Machine Works, Inc.; PO Box 66; Perry, OK 73077 (FXT50 (highly regulated) - 573)



CONFIDENTIAL

FXT50 (highly regulated)

**SUGGESTED PRICE LIST  
(F.O.B. PERRY, OKLAHOMA)**

Effective August 1, 2017

PART NO.	DESCRIPTION	MSRP (USD)
<b>FILTERS (Select one from Canister or Cyclone section)</b>		
350-3880	EXPANSION CANISTER ASSEMBLY	\$712.98 S
	Shipped with: 350-4031 FILTER ASSEMBLY	\$1,211.76 S
<b>CANISTER FILTER OPTIONS 500 GALLON SPOILS TANK</b>		
<b>With reverse flow (right hand traffic)</b>		
	Shipped with: 150-3675 BULK HOSE, HIGH TEMP (4", SOLD PER INCH) 120 required	\$3.52 \$422.40 D
<b>With reverse flow (left hand traffic)</b>		
	Shipped with: 150-3675 BULK HOSE, HIGH TEMP (4", SOLD PER INCH) 130 required	\$3.52 \$457.60 D
<b>CANISTER FILTER OPTIONS 800 GALLON SPOILS TANK</b>		
<b>With reverse flow (right hand traffic)</b>		
	Shipped with: 150-3675 BULK HOSE, HIGH TEMP (4", SOLD PER INCH) 20 required	\$3.52 \$70.40 D
<b>With reverse flow (left hand traffic)</b>		
	Shipped with: 150-3675 BULK HOSE, HIGH TEMP (4", SOLD PER INCH) 34 required	\$3.52 \$119.68 D
<b>CYCLONE FILTER OPTIONS 500 GALLON SPOILS TANK</b>		
350-3779	CYCLONE ASSEMBLY	\$2,594.88 S
	Shipped with: 350-4031 FILTER ASSEMBLY	\$1,211.76 S
	301-4659 VERTICAL CYCLONE LID	\$296.82 S
<b>With reverse flow (right hand traffic)</b>		
	Shipped with: 150-3675 BULK HOSE, HIGH TEMP (4", SOLD PER INCH) 140 required	\$3.52 \$492.80 D
<b>With reverse flow (left hand traffic)</b>		
	Shipped with: 150-3675 BULK HOSE, HIGH TEMP (4", SOLD PER INCH) 150 required	\$3.52 \$528.00 D
<b>CYCLONE FILTER OPTIONS 800 GALLON SPOILS TANK</b>		
350-3779	CYCLONE ASSEMBLY	\$2,594.88 S
	Shipped with: 350-4031 FILTER ASSEMBLY	\$1,211.76 S
	301-4658 HORIZONTAL CYCLONE LID	\$296.82 S
<b>With reverse flow (right hand traffic)</b>		
	Shipped with: 150-3675 BULK HOSE, HIGH TEMP (4", SOLD PER INCH) 20 required	\$3.52 \$70.40 D
<b>With reverse flow (left hand traffic)</b>		
	Shipped with: 150-3675 BULK HOSE, HIGH TEMP (4", SOLD PER INCH) 34 required	\$3.52 \$119.68 D
<b>POWER PACK (Select)</b>		
350-4015	FX50 TIER 4F POWER PACK	\$27,999.00 S
	Shipped with: 350-3096 FX50 ENGINE, EXHAUST, INTAKE	\$12,750.00 S
	350-4003 LIFT OFF DOOR - VENTED	\$459.00 S
	350-4088 LIFT OFF DOOR - NO VENT - MANUAL	\$459.00 S
		\$41,667.00
<b>REVERSE FLOW (Select one)</b>		
350-3668	REVERSE FLOW ASSEMBLY	\$3,060.00 S
350-4021	SUCTION ONLY - FX50/60	\$612.00 S

Supersedes All Previous Price Lists---Prices Subject to Change Without Notice

The Charles Machine Works, Inc.; PO Box 66; Perry, OK 73077 (FXT50 (highly regulated) - 574)



CONFIDENTIAL

FXT50 (highly regulated)

**SUGGESTED PRICE LIST  
(F.O.B. PERRY, OKLAHOMA)**

Effective August 1, 2017

PART NO.	DESCRIPTION	MSRP (USD)
<b>GEAR PUMP HYDRAULICS</b>		
<b>SINGLE AXLE</b>		
350-4076	GEAR PUMP HYD FXT50/60 RH TRAFFIC	\$357.00 S
350-4077	GEAR PUMP HYD FXT50/60 LH TRAFFIC	\$357.00 S
<b>TANDEM AXLE</b>		
350-4222	FXT50/60 T4F HYD RH (TANDEM)	\$453.90 S
350-4285	FXT50/60 T4F HYD LH (TANDEM)	\$453.90 S
<b>SPOILS TANK (Select one)</b>		
350-5012	500 GAL SPOILS TANK MODULE (single axle only)	\$11,551.50 S
	Shipped with: 601-787 SHUTOFF ASSEMBLY (for right hand traffic)	\$551.82 S
	350-3945 SHUTOFF ASSEMBLY (for left hand traffic)	\$551.82 S
	190-1920 FXT COMMON KIT PARTS (for left hand traffic)	\$1,300.50 S
		\$13,403.82 S
350-5014	800 GAL SPOILS TANK MODULE (for single axle)	\$12,504.18 S
	Shipped with: 601-787 SHUTOFF ASSEMBLY	\$551.82 S
	350-3881 VAC HOSE ROUTING ASSEMBLY	\$90.78 S
	190-1920 FXT COMMON KIT PARTS	\$1,300.50 S
		\$14,447.28 S
350-5016	TANDEM TANK MODULE (800 G) (for tandem axle)	\$13,362.00 S
	Shipped with: 601-787 SHUTOFF ASSEMBLY	\$551.82 S
	190-1927 FXT COMMON TANDEM PARTS	\$1,300.50 S
		\$15,214.32 S
<b>WATER TANKS (Select one)</b>		
<b>With 500 Gallon Spoils Tank</b>		
350-3909	200 GAL WATER (single axle only)	\$906.78 S
	Shipped with: 350-3913 WATER AIR BRAKE (200 GAL)	\$508.98 S
	190-2247 200 GAL WATER PLUMBING (for right hand traffic)	\$433.50 S
	190-2248 200 GAL WATER PLUMBING (LEFT SIDE) (for left hand traffic)	\$433.50 S
		\$1,849.26 S
<b>With 800 Gallon Spoils Tank</b>		
350-3908	400 GAL WATER (for single axle)	\$2,346.00 S
	Shipped with: 350-3877 WATER AIR BRAKE (SADDLE TANK)	\$252.96 S
	190-2238 400 GAL WATER PLUMBING	\$576.30 S
		\$3,175.26 S
350-4220	400 GAL WATER (for tandem axle)	\$2,422.50 S
	Shipped with: 350-3877 WATER AIR BRAKE (SADDLE TANK)	\$252.96 S
	190-1928 400 GAL WATER PLUMBING	\$688.50 S
		\$3,363.96 S
<b>WATER HOSE REEL KITS (Select one)</b>		
<b>SINGLE AXLE</b>		
350-4137	HOSE REEL HOSE'S RH TRAFFIC	\$96.90 S
350-4138	HOSE REEL HOSE'S LH TRAFFIC	\$96.90 S
<b>TANDEM AXLE</b>		
350-4224	HOSE REEL HOSE RH (TANDEM)	\$96.90 S
350-4277	HOSE REEL HOSE LH (TANDEM)	\$96.90 S

Supersedes All Previous Price Lists---Prices Subject to Change Without Notice

The Charles Machine Works, Inc.; PO Box 66; Perry, OK 73077

(FXT50 (highly regulated) - 575)



CONFIDENTIAL

FXT50 (highly regulated)

**SUGGESTED PRICE LIST  
(F.O.B. PERRY, OKLAHOMA)**

Effective August 1, 2017

PART NO.	DESCRIPTION	MSRP (USD)	
<b>HOSE / TOOL STORAGE (Select)</b>			
319-539	4" SUCTION TOOL (EXTENDABLE)	\$530.28	D
	Shipped with: 350-2772 HOSE SET (4")	\$637.50	S
		\$1,167.78	
<b>LIGHTS (Select one)</b>			
190-2065	LED LIGHTS	\$682.38	S
190-2066	NO LIGHTS	\$76.50	S
<b>ORANGE INTEL™ OPTIONS (Select one)</b>			
350-5371	GPS ONLY FOR GPS-READY	\$530.00	D
	<b>Note: Equipment Registration Activates GPS and Telematics Boxes</b>		
<b>ORANGE INTEL™ SERVICE PLAN OPTIONS (Optional)</b>			
240-1118	1 Year Data Service Plan GPS ONLY	\$299.40	A
	<b>Note: Sold in One Year Increments</b>		
<b>ACCESSORIES</b>			
325-411	4" 2 IN 1 TOOL (EXTENDABLE)	\$1,349.37	D
150-2625	PROSPECTOR NOZZLE (#5)	\$272.95	C
190-2506	PROSPECTOR ASSEMBLY, W/48" LANCE,#5 NOZZ	\$388.31	C
259-1012	PROSPECTOR EXTENSION, 48"LG W/ FITTING	\$17.00	C
301-5571	REDUCED FHC BODY (64F-96F)	\$236.36	C
190-2228	BUMPER KIT	\$759.90	S
190-1924	HITCH KIT	\$1,938.00	S
215-2445	RV 7 BLADE HARNESS	\$86.89	C
190-1715	LOCKING FUEL CAP COVER KIT (2.25")	\$35.80	C
350-4431	AIR SABER EXTENSION (36 ")	\$551.05	C
350-4430	AIR SABER ASSEMBLY	\$1,236.00	C
190-2162	FX50/FXT50 T4F UPTIME KIT	\$1,490.00	B
<b>BOOMS (Optional)</b>			
350-4078	FXT50/60 BOOM COMPONENTS (TIER 4)	\$1,322.94	S
	Shipped with: 350-3893 WIRELESS SYSTEM - FX50/60 (standard)	\$2,346.00	S
	<b>Select one</b>		
	Shipped with: 350-4823 FXT BOOM SUB (OVERHEAD HOSE) (standard)	\$4,299.30	S
	190-2625 FXT BOOM SUB KIT (OVERHEAD HOSE) (if being shipped via vessel)	\$4,299.30	S
	<b>Select for 500 gallon spoils tank</b>		
	Shipped with: 350-3938 TRUCK VAC BOOM SADDLE (500 GAL)	\$492.66	S
	<b>Select one for 800 gallon spoils tank</b>		
	Shipped with: 350-3937 TRUCK VAC BOOM RH SADDLE (800 GAL) (for right hand traffic)	\$492.66	S
	350-3940 TRUCK VAC BOOM LH SADDLE (800 GAL) (for left hand traffic)	\$492.66	S
		\$8,460.90	S

Supersedes All Previous Price Lists---Prices Subject to Change Without Notice

The Charles Machine Works, Inc.; PO Box 66; Perry, OK 73077

(FXT50 (highly regulated) - 576)



CONFIDENTIAL

FXT50 (highly regulated)

**SUGGESTED PRICE LIST  
(F.O.B. PERRY, OKLAHOMA)**

Effective August 1, 2017

PART NO.	DESCRIPTION	MSRP (USD)	
WATER HEATER (Optional, can not combine with tool rack on single axle)			
SINGLE AXLE			
190-2232	HEATER KIT (SKID MOUNTED)	\$6,018.00	S
	Shipped with: 190-2068 SKID EXTENSION	\$252.96	S
		\$6,270.96	S
TANDEM AXLE			
350-4348	HEATER ASS'Y (TANDEM AXLE)	\$6,018.00	S
	Shipped with: 190-1942 COMMON TANDEM HEATER KIT	\$76.50	S
		\$6,094.50	S
TOOL RACK (Optional, can not combine with water heater on single axle)			
190-2067	TOOL RACK	\$213.18	S
	Shipped with: 190-2068 SKID EXTENSION	\$252.96	S
		\$466.14	S

**SPECIAL PAINT**

Special color charge is per each unit - specify color code. (If first time color order, please provide 2"x3" color chip.)

From the time of confirmation, any special paint order is non-cancelable and non-returnable.

Please allow 30 days from time of order to delivery.

Orders with less than 30 days from order to delivery are subject to applicable surcharge(s).

Prices do not include the application of special or branded paints; i.e.) DuPont, Sherwin-Williams, PPG, metallic or base coat / clear coat.

Charges do not include price of paint.

Call for Pricing A



CONFIDENTIAL

**FXT65 (less regulated)**

Changes since the July 1, 2017 price list:

Effective August 1, 2017



CONFIDENTIAL

FXT65 (less regulated)

**SUGGESTED PRICE LIST  
(F.O.B. PERRY, OKLAHOMA)**

Effective August 1, 2017

PART NO.	DESCRIPTION	MSRP (USD)
----------	-------------	------------

**STANDARD UNIT**

The **Ditch Witch® FXT65** Vacuum Excavation System is a dedicated truck mounted vacuum unit used for a variety of utility clean up applications and for digging precisely controlled excavations to expose buried utilities.

The basic unit includes the following:

- Deutz TD 2.9, turbocharged, liquid cooled diesel engine (74 gross hp) EPA Tier 4i, EU Stage IIIA compliant
- Insulated engine enclosure
- Cylinder assist dumping system
- Hydraulic door
- Suction tool
- Wash wand kit
- Antifreeze kit
- Tool rack on rear door
- Cyclone filter
- Hose and storage tubes
- Ladders
- Auxiliary hydraulics

**COMMON COMPONENTS****SELECT ALL**

350-2681	FXT65 COMMON COMPONENTS	\$765.00	S
190-1922	FXT COMMON TANK SHIPMENT PARTS	\$351.90	S
190-1923	COVER ASSEMBLY (w/o bumper or hitch)	\$163.20	S
<b>SELECT FOR SINGLE AXLE</b>			
350-4139	COMMON FXT COMPONENTS TIER 4	\$6,783.00	S
350-2775	MOUNT SET	\$535.50	S
190-1921	TANK SKID COVERS (Dealer installed only)	\$127.50	S
<b>SELECT FOR TANDEM AXLE</b>			
350-4219	TANDEM 1200 FXT COMPONENTS	\$7,680.60	S
350-2960	TANDEM MOUNT SET	\$571.20	S
190-1926	TANDEM SKID COVERS (Dealer installed only)	\$181.56	S

**DECAL KITS - FXT60 (Select one per category)****POWER PACK**

270-6093	FXT65 T4F PRODUCTION DECAL KIT	\$44.50	C
270-6102	FXT65 PRODUCTION DECAL KIT FR	\$160.08	C
270-6101	FXT65 PRODUCTION DECAL KIT GR	\$160.08	C
270-6104	FXT65 PRODUCTION DECAL KIT IT	\$160.08	C
270-6103	FXT65 PRODUCTION DECAL KIT SP	\$160.08	C

270-6094	FXT65 ISO PROD DECAL KIT	\$64.14	C
----------	--------------------------	---------	---

**TANK**

270-2797	300/500/800 GAL TANK PROD. DECAL KIT	\$26.90	C
270-2798	500 GAL TANK PROD. DECAL KIT FR	\$134.78	C
270-2799	500 GAL TANK PROD. DECAL KIT GR	\$134.78	C
270-2800	500 GAL TANK PROD. DECAL KIT IT	\$134.78	C
270-2801	500 GAL TANK PROD. DECAL KIT SP	\$134.78	C
270-2802	500 GAL TANK PROD. ISO DECAL KIT	\$73.21	C

**NOTE: ISO decals will be shipped with all translation decals and any basic unit shipped outside the United States.**

Supersedes All Previous Price Lists---Prices Subject to Change Without Notice

The Charles Machine Works, Inc.; PO Box 66; Perry, OK 73077

(FXT65 (less regulated) - 579)





CONFIDENTIAL

FXT65 (less regulated)

**SUGGESTED PRICE LIST  
(F.O.B. PERRY, OKLAHOMA)**

Effective August 1, 2017

PART NO.	DESCRIPTION	MSRP (USD)
<b>FILTERS (Select one from Cyclone section)</b>		
<b>CYCLONE FILTER OPTIONS 500 GALLON SPOILS TANK</b>		
350-2667	CYCLONE ASSEMBLY	\$2,594.88 S
	Shipped with: 350-2666 FILTER ASSEMBLY	\$1,211.76 S
	<b>With reverse flow (right hand traffic)</b>	
	Shipped with: 150-2561 BULK HOSE, HIGH TEMP (5", SOLD PER INCH) 120 required	\$4.25 \$510.00 D
	<b>With reverse flow (left hand traffic)</b>	
	Shipped with: 150-2561 BULK HOSE, HIGH TEMP (5", SOLD PER INCH) 125 required	\$4.25 \$531.25 D
<b>CYCLONE FILTER OPTIONS 800 GALLON SPOILS TANK</b>		
350-2667	CYCLONE ASSEMBLY	\$2,594.88 S
	Shipped with: 350-2666 FILTER ASSEMBLY	\$1,211.76 S
	<b>With reverse flow (right hand traffic)</b>	
	Shipped with: 150-2561 BULK HOSE, HIGH TEMP (5", SOLD PER INCH) 22 required	\$4.25 \$93.50 D
	<b>With reverse flow (left hand traffic)</b>	
	Shipped with: 150-2561 BULK HOSE, HIGH TEMP (5", SOLD PER INCH) 34 required	\$4.25 \$144.50 D
<b>POWER PACK (Select)</b>		
350-2660	FX65 POWER PACK	\$40,800.00 S
	Shipped with: 350-2769 74HP FX ENGINE ASSEMBLY L/R	\$10,200.00 S
	350-4003 LIFT OFF DOOR - VENTED	\$459.00 S
	350-4088 LIFT OFF DOOR - NO VENT - MANUAL	\$459.00 S
		\$51,918.00
<b>REVERSE FLOW (Select one)</b>		
350-2661	REVERSE FLOW ASSEMBLY - HIGH FLOW	\$3,060.00 S
350-2662	SUCTION ONLY - FX65	\$459.00 S
<b>GEAR PUMP HYDRAULICS</b>		
<b>SINGLE AXLE</b>		
350-4076	GEAR PUMP HYD FXT50/60 RH TRAFFIC (for right hand traffic)	\$357.00 S
350-4077	GEAR PUMP HYD FXT50/60 LH TRAFFIC (for left hand traffic)	\$357.00 S
<b>TANDEM AXLE</b>		
350-4222	FXT50/60 T4F HYD RH (TANDEM) (for right hand traffic)	\$453.90 S
350-4285	FXT50/60 T4F HYD LH (TANDEM) (for left hand traffic)	\$453.90 S

Supersedes All Previous Price Lists---Prices Subject to Change Without Notice

The Charles Machine Works, Inc.; PO Box 66; Perry, OK 73077

(FXT65 (less regulated) - 580)



CONFIDENTIAL

FXT65 (less regulated)

**SUGGESTED PRICE LIST  
(F.O.B. PERRY, OKLAHOMA)**

Effective August 1, 2017

PART NO.	DESCRIPTION	MSRP (USD)	
<b>SPOILS TANK (Select one)</b>			
350-5012	500 GAL SPOILS TANK MODULE (single axle only)	\$11,551.50	S
	Shipped with: 350-2682 SHUTOFF ASSEMBLY - 5"	\$551.82	S
	190-1920 FXT COMMON KIT PARTS (Dealer installed only)	\$1,300.50	S
		\$13,403.82	S
350-5014	800 GAL SPOILS TANK MODULE (for single axle)	\$12,504.18	S
	Shipped with: 350-2682 SHUTOFF ASSEMBLY - 5"	\$551.82	S
	350-2679 VAC HOSE ROUTING ASSEMBLY (5")	\$90.78	S
	190-1920 FXT COMMON KIT PARTS (Dealer installed only)	\$1,300.50	S
		\$14,447.28	S
350-5016	TANDEM TANK MODULE (800 G) (for tandem axle)	\$13,362.00	S
	Shipped with: 350-2682 SHUTOFF ASSEMBLY - 5"	\$551.82	S
	190-1927 FXT COMMON TANDEM PARTS (Dealer installed only)	\$1,300.50	S
		\$15,214.32	S
<b>WATER TANKS (Select one)</b>			
<b>With 500 Gallon Spoils Tank</b>			
350-3909	200 GAL WATER (single axle only)	\$906.78	S
	Shipped with: 350-3913 WATER AIR BRAKE (200 GAL)	\$508.98	S
	190-2247 200 GAL WATER PLUMBING (for right hand traffic)	\$433.50	S
	190-2248 200 GAL WATER PLUMBING (LEFT SIDE) (for left hand traffic)	\$433.50	S
		\$1,849.26	S
<b>With 800 Gallon Spoils Tank</b>			
350-3908	400 GAL WATER (for single axle)	\$2,346.00	S
	Shipped with: 350-3877 WATER AIR BRAKE (SADDLE TANK)	\$252.96	S
	190-2238 400 GAL WATER PLUMBING	\$576.30	S
		\$3,175.26	S
350-2688	400 GALLON WATER - FXT65 (for tandem axle)	\$2,346.00	S
	Shipped with: 350-3877 WATER AIR BRAKE (SADDLE TANK)	\$252.96	S
	190-1928 400 GAL WATER PLUMBING	\$688.50	S
		\$3,287.46	S
<b>HOSE / TOOL STORAGE (Select)</b>			
319-539	4" SUCTION TOOL (EXTENDABLE)	\$530.28	D
	Shipped with: 350-2772 HOSE SET (4")	\$637.50	S
		\$1,167.78	
<b>WATER HOSE REEL KITS (Select one)</b>			
<b>SINGLE AXLE</b>			
350-4137	HOSE REEL HOSE'S RH TRAFFIC	\$96.90	S
350-4138	HOSE REEL HOSE'S LH TRAFFIC	\$96.90	S
<b>TANDEM AXLE</b>			
350-4224	HOSE REEL HOSE RH (TANDEM)	\$96.90	S
350-4277	HOSE REEL HOSE LH (TANDEM)	\$96.90	S

Supersedes All Previous Price Lists---Prices Subject to Change Without Notice

The Charles Machine Works, Inc.; PO Box 66; Perry, OK 73077

(FXT65 (less regulated) - 581)



CONFIDENTIAL

FXT65 (less regulated)

**SUGGESTED PRICE LIST  
(F.O.B. PERRY, OKLAHOMA)**

Effective August 1, 2017

PART NO.	DESCRIPTION	MSRP (USD)
<b>LIGHTS (Select one)</b>		
190-2065	LED LIGHTS	\$682.38 S
190-2066	NO LIGHTS	\$76.50 S
<b>ORANGE INTEL™ OPTIONS (Select one)</b>		
350-5371	GPS ONLY FOR GPS-READY	\$530.00 D
<b>Note: Equipment Registration Activates GPS and Telematics Boxes</b>		
<b>ORANGE INTEL™ SERVICE PLAN OPTIONS (Optional)</b>		
240-1118	1 Year Data Service Plan GPS ONLY	\$299.40 A
<b>Note: Sold in One Year Increments</b>		
<b>ACCESSORIES</b>		
325-411	4" 2 IN 1 TOOL (EXTENDABLE)	\$1,349.37 D
150-2625	PROSPECTOR NOZZLE (#5)	\$272.95 C
190-2506	PROSPECTOR ASSEMBLY, W/48" LANCE,#5 NOZZ	\$388.31 C
259-1012	PROSPECTOR EXTENSION, 48"LG W/ FITTING	\$17.00 C
301-5571	REDUCED FHC BODY (64F-96F)	\$236.36 C
190-1715	LOCKING FUEL CAP COVER KIT (2.25")	\$35.80 C
190-1924	HITCH KIT	\$1,938.00 S
190-2228	BUMPER KIT	\$759.90 S
215-2445	RV 7 BLADE HARNESS	\$86.89 C
350-4431	AIR SABER EXTENSION (36 ")	\$551.05 C
350-4430	AIR SABER ASSEMBLY	\$1,236.00 C
190-2187	FX/FXT60 T4-FX/FXT65 T4i & T4 UPTIME KIT	\$1,585.00 B
<b>BOOMS (Optional)</b>		
350-4078	FXT50/60 BOOM COMPONENTS (TIER 4)	\$1,322.94 S
<b>Select one</b>		
Shipped with: 350-4823 FXT BOOM SUB (OVERHEAD HOSE)		(standard) \$4,299.30 S
190-2625 FXT BOOM SUB KIT (OVERHEAD HOSE)		(if being shipped via vessel) \$4,299.30 S
<b>Select for 500 gallon spoils tank</b>		
Shipped with: 350-3938 TRUCK VAC BOOM SADDLE (500 GAL)		\$492.66 S
<b>Select one for 800 gallon spoils tank</b>		
Shipped with: 350-3937 TRUCK VAC BOOM RH SADDLE (800 GAL) (for right hand traffic)		\$492.66 S
350-3940 TRUCK VAC BOOM LH SADDLE (800 GAL) (for left hand traffic)		\$492.66 S
		\$6,114.90 S
<b>WATER HEATER (Optional, can not combine with tool rack on single axle)</b>		
<b>SINGLE AXLE</b>		
190-2305	HEATER KIT (SKID MOUNTED) TRUCKS	(Dealer installed only) \$6,318.90 S
Shipped with: 190-2068 SKID EXTENSION		(Dealer installed only) \$252.96 S
		\$6,571.86 S
<b>TANDEM AXLE</b>		
350-4348	HEATER ASS'Y (TANDEM AXLE)	\$6,018.00 S
Shipped with: 190-1942 COMMON TANDEM HEATER KIT		(Dealer installed only) \$76.50 S
		\$6,094.50 S

Supersedes All Previous Price Lists---Prices Subject to Change Without Notice

The Charles Machine Works, Inc.; PO Box 66; Perry, OK 73077

(FXT65 (less regulated) - 582)



CONFIDENTIAL

FXT65 (less regulated)

**SUGGESTED PRICE LIST  
(F.O.B. PERRY, OKLAHOMA)**

Effective August 1, 2017

PART NO.	DESCRIPTION	MSRP (USD)
<b>TOOL RACK (Optional, can not combine with water heater on single axle)</b>		
190-2067	TOOL RACK (Dealer installed only)	\$213.18 S
	Shipped with: 190-2068 SKID EXTENSION (Dealer installed only)	\$252.96 S
		\$466.14 S

**SPECIAL PAINT**

Special color charge is per each unit - specify color code. (If first time color order, please provide 2"x3" color chip.)

From the time of confirmation, any special paint order is non-cancelable and non-returnable.

Please allow 30 days from time of order to delivery.

Orders with less than 30 days from order to delivery are subject to applicable surcharge(s).

Prices do not include the application of special or branded paints; i.e.) DuPont, Sherwin-Williams, PPG, metallic or base coat / clear coat.

Charges do not include price of paint.

Call for Pricing A



CONFIDENTIAL

**FXT65 (highly regulated)**

Changes since the July 1, 2017 price list:

Effective August 1, 2017



CONFIDENTIAL

FXT65 (highly regulated)

**SUGGESTED PRICE LIST  
(F.O.B. PERRY, OKLAHOMA)**

Effective August 1, 2017

PART NO.	DESCRIPTION	MSRP (USD)
----------	-------------	------------

**STANDARD UNIT**

The **Ditch Witch® FXT65** Vacuum Excavation System is a dedicated truck mounted vacuum unit used for a variety of utility clean up applications and for digging precisely controlled excavations to expose buried utilities.

The basic unit includes the following:

- Deutz TD 2.9, turbocharged, liquid cooled diesel engine (74 gross hp) EPA Tier 4, EU Stage IIIB compliant
- Insulated engine enclosure
- Cylinder assist dumping system
- Hydraulic door
- Suction tool
- Wash wand kit
- Antifreeze kit
- Tool rack on rear door
- Cyclone filter
- Hose and storage tubes
- Ladders
- Auxiliary hydraulics

**COMMON COMPONENTS****SELECT ALL**

350-2681	FXT65 COMMON COMPONENTS	\$765.00	S
190-1922	FXT COMMON TANK SHIPMENT PARTS	\$351.90	S
190-1923	COVER ASSEMBLY (w/o bumper or hitch)	\$163.20	S
<b>SELECT FOR SINGLE AXLE</b>			
350-4139	COMMON FXT COMPONENTS TIER 4	\$6,783.00	S
350-2775	MOUNT SET	\$535.50	S
190-1921	TANK SKID COVERS (Dealer installed only)	\$127.50	S
<b>SELECT FOR TANDEM AXLE</b>			
350-4219	TANDEM 1200 FXT COMPONENTS	\$7,680.60	S
350-2960	TANDEM MOUNT SET	\$571.20	S
190-1926	TANDEM SKID COVERS (Dealer installed only)	\$181.56	S

**DECAL KITS - FXT60 (Select one per category)****POWER PACK**

270-6093	FXT65 T4F PRODUCTION DECAL KIT	\$44.50	C
270-6102	FXT65 PRODUCTION DECAL KIT FR	\$160.08	C
270-6101	FXT65 PRODUCTION DECAL KIT GR	\$160.08	C
270-6104	FXT65 PRODUCTION DECAL KIT IT	\$160.08	C
270-6103	FXT65 PRODUCTION DECAL KIT SP	\$160.08	C
270-6094	FXT65 ISO PROD DECAL KIT	\$64.14	C

**TANK**

270-2797	300/500/800 GAL TANK PROD. DECAL KIT	\$26.90	C
270-2798	500 GAL TANK PROD. DECAL KIT FR	\$134.78	C
270-2799	500 GAL TANK PROD. DECAL KIT GR	\$134.78	C
270-2800	500 GAL TANK PROD. DECAL KIT IT	\$134.78	C
270-2801	500 GAL TANK PROD. DECAL KIT SP	\$134.78	C
270-2802	500 GAL TANK PROD. ISO DECAL KIT	\$73.21	C

**NOTE: ISO decals will be shipped with all translation decals and any basic unit shipped outside the United States.**

Supersedes All Previous Price Lists---Prices Subject to Change Without Notice

The Charles Machine Works, Inc.; PO Box 66; Perry, OK 73077 (FXT65 (highly regulated) - 585)



CONFIDENTIAL

FXT65 (highly regulated)

**SUGGESTED PRICE LIST  
(F.O.B. PERRY, OKLAHOMA)**

Effective August 1, 2017

PART NO.	DESCRIPTION	MSRP (USD)
<b>FILTERS (Select one from Cyclone section)</b>		
<b>CYCLONE FILTER OPTIONS 500 GALLON SPOILS TANK</b>		
350-2667	CYCLONE ASSEMBLY	\$2,594.88 S
	Shipped with: 350-2666 FILTER ASSEMBLY	\$1,211.76 S
	<b>With reverse flow (right hand traffic)</b>	
	Shipped with: 150-2561 BULK HOSE, HIGH TEMP (5", SOLD PER INCH) 120 required	\$4.25 \$510.00 D
	<b>With reverse flow (left hand traffic)</b>	
	Shipped with: 150-2561 BULK HOSE, HIGH TEMP (5", SOLD PER INCH) 125 required	\$4.25 \$531.25 D
<b>CYCLONE FILTER OPTIONS 800 GALLON SPOILS TANK</b>		
350-2667	CYCLONE ASSEMBLY	\$2,594.88 S
	Shipped with: 350-2666 FILTER ASSEMBLY	\$1,211.76 S
	<b>With reverse flow (right hand traffic)</b>	
	Shipped with: 150-2561 BULK HOSE, HIGH TEMP (5", SOLD PER INCH) 22 required	\$4.25 \$93.50 D
	<b>With reverse flow (left hand traffic)</b>	
	Shipped with: 150-2561 BULK HOSE, HIGH TEMP (5", SOLD PER INCH) 34 required	\$4.25 \$144.50 D
<b>POWER PACK (Select)</b>		
350-2660	FX65 POWER PACK	\$40,800.00 S
	Shipped with: 350-2770 FX60/FX65 ENGINE ASSEMBLY (TIER 4)	\$16,019.10 S
	350-4003 LIFT OFF DOOR - VENTED	\$459.00 S
	350-4088 LIFT OFF DOOR - NO VENT - MANUAL	\$459.00 S
		\$57,737.10
<b>REVERSE FLOW (Select one)</b>		
350-2661	REVERSE FLOW ASSEMBLY - HIGH FLOW	\$3,060.00 S
350-2662	SUCTION ONLY - FX65	\$459.00 S
<b>GEAR PUMP HYDRAULICS</b>		
<b>SINGLE AXLE</b>		
350-4076	GEAR PUMP HYD FXT50/60 RH TRAFFIC (for right hand traffic)	\$357.00 S
350-4077	GEAR PUMP HYD FXT50/60 LH TRAFFIC (for left hand traffic)	\$357.00 S
<b>TANDEM AXLE</b>		
350-4222	FXT50/60 T4F HYD RH (TANDEM) (for right hand traffic)	\$453.90 S
350-4285	FXT50/60 T4F HYD LH (TANDEM) (for left hand traffic)	\$453.90 S

Supersedes All Previous Price Lists---Prices Subject to Change Without Notice

The Charles Machine Works, Inc.; PO Box 66; Perry, OK 73077 (FXT65 (highly regulated) - 586)



CONFIDENTIAL

FXT65 (highly regulated)

**SUGGESTED PRICE LIST  
(F.O.B. PERRY, OKLAHOMA)**

Effective August 1, 2017

PART NO.	DESCRIPTION	MSRP (USD)
<b>SPOILS TANK (Select one)</b>		
350-5012	500 GAL SPOILS TANK MODULE (single axle only)	\$11,551.50 S
	Shipped with: 350-2682 SHUTOFF ASSEMBLY - 5"	\$551.82 S
	190-1920 FXT COMMON KIT PARTS (Dealer installed only)	\$1,300.50 S
		\$13,403.82 S
350-5014	800 GAL SPOILS TANK MODULE (for single axle)	\$12,504.18 S
	Shipped with: 350-2682 SHUTOFF ASSEMBLY - 5"	\$551.82 S
	350-2679 VAC HOSE ROUTING ASSEMBLY (5")	\$90.78 S
	190-1920 FXT COMMON KIT PARTS (Dealer installed only)	\$1,300.50 S
		\$14,447.28 S
350-5016	TANDEM TANK MODULE (800 G) (for tandem axle)	\$13,362.00 S
	Shipped with: 350-2682 SHUTOFF ASSEMBLY - 5"	\$551.82 S
	190-1927 FXT COMMON TANDEM PARTS (Dealer installed only)	\$1,300.50 S
		\$15,214.32 S
<b>WATER TANKS (Select one)</b>		
<b>With 500 Gallon Spoils Tank</b>		
350-3909	200 GAL WATER (single axle only)	\$906.78 S
	Shipped with: 350-3913 WATER AIR BRAKE (200 GAL)	\$508.98 S
	190-2247 200 GAL WATER PLUMBING (for right hand traffic)	\$433.50 S
	190-2248 200 GAL WATER PLUMBING (LEFT SIDE) (for left hand traffic)	\$433.50 S
		\$1,849.26 S
<b>With 800 Gallon Spoils Tank</b>		
350-3908	400 GAL WATER (for single axle)	\$2,346.00 S
	Shipped with: 350-3877 WATER AIR BRAKE (SADDLE TANK)	\$252.96 S
	190-2238 400 GAL WATER PLUMBING	\$576.30 S
		\$3,175.26 S
350-2688	400 GALLON WATER - FXT65 (for tandem axle)	\$2,346.00 S
	Shipped with: 350-3877 WATER AIR BRAKE (SADDLE TANK)	\$252.96 S
	190-1928 400 GAL WATER PLUMBING	\$688.50 S
		\$3,287.46 S
<b>HOSE / TOOL STORAGE (Select)</b>		
319-539	4" SUCTION TOOL (EXTENDABLE)	\$530.28 D
	Shipped with: 350-2772 HOSE SET (4")	\$637.50 S
		\$1,167.78
<b>WATER HOSE REEL KITS (Select one)</b>		
<b>SINGLE AXLE</b>		
350-4137	HOSE REEL HOSE'S RH TRAFFIC	\$96.90 S
350-4138	HOSE REEL HOSE'S LH TRAFFIC	\$96.90 S
<b>TANDEM AXLE</b>		
350-4224	HOSE REEL HOSE RH (TANDEM)	\$96.90 S
350-4277	HOSE REEL HOSE LH (TANDEM)	\$96.90 S

Supersedes All Previous Price Lists---Prices Subject to Change Without Notice

The Charles Machine Works, Inc.; PO Box 66; Perry, OK 73077

(FXT65 (highly regulated) - 587)





CONFIDENTIAL

FXT65 (highly regulated)

**SUGGESTED PRICE LIST  
(F.O.B. PERRY, OKLAHOMA)**

Effective August 1, 2017

PART NO.	DESCRIPTION	MSRP (USD)
<b>LIGHTS (Select one)</b>		
190-2065	LED LIGHTS	\$682.38 S
190-2066	NO LIGHTS	\$76.50 S
<b>ORANGE INTEL™ OPTIONS (Select one)</b>		
350-5371	GPS ONLY FOR GPS-READY	\$530.00 D
<b>Note: Equipment Registration Activates GPS and Telematics Boxes</b>		
<b>ORANGE INTEL™ SERVICE PLAN OPTIONS (Optional)</b>		
240-1118	1 Year Data Service Plan GPS ONLY	\$299.40 A
<b>Note: Sold in One Year Increments</b>		
<b>ACCESSORIES</b>		
325-411	4" 2 IN 1 TOOL (EXTENDABLE)	\$1,349.37 D
150-2625	PROSPECTOR NOZZLE (#5)	\$272.95 C
190-2506	PROSPECTOR ASSEMBLY, W/48" LANCE,#5 NOZZ	\$388.31 C
259-1012	PROSPECTOR EXTENSION, 48"LG W/ FITTING	\$17.00 C
301-5571	REDUCED FHC BODY (64F-96F)	\$236.36 C
190-1715	LOCKING FUEL CAP COVER KIT (2.25")	\$35.80 C
190-1924	HITCH KIT	\$1,938.00 S
190-2228	BUMPER KIT	\$759.90 S
215-2445	RV 7 BLADE HARNESS	\$86.89 C
350-4431	AIR SABER EXTENSION (36 ")	\$551.05 C
350-4430	AIR SABER ASSEMBLY	\$1,236.00 C
350-3893	WIRELESS SYSTEM - FX50/60	\$2,346.00 S
190-2187	FX/FXT60 T4-FX/FXT65 T4i & T4 UPTIME KIT	\$1,585.00 B
<b>BOOMS (Optional)</b>		
350-4078	FXT50/60 BOOM COMPONENTS (TIER 4)	\$1,322.94 S
<b>Select one</b>		
Shipped with: 350-4823 FXT BOOM SUB (OVERHEAD HOSE)		(standard) \$4,299.30 S
190-2625 FXT BOOM SUB KIT (OVERHEAD HOSE)		(if being shipped via vessel) \$4,299.30 S
<b>Select for 500 gallon spoils tank</b>		
Shipped with: 350-3938 TRUCK VAC BOOM SADDLE (500 GAL)		\$492.66 S
<b>Select one for 800 gallon spoils tank</b>		
Shipped with: 350-3937 TRUCK VAC BOOM RH SADDLE (800 GAL) (for right hand traffic)		\$492.66 S
350-3940 TRUCK VAC BOOM LH SADDLE (800 GAL) (for left hand traffic)		\$492.66 S
		\$6,114.90 S
<b>WATER HEATER (Optional, can not combine with tool rack on single axle)</b>		
<b>SINGLE AXLE</b>		
190-2305	HEATER KIT (SKID MOUNTED) TRUCKS	(Dealer installed only) \$6,318.90 S
Shipped with: 190-2068 SKID EXTENSION		(Dealer installed only) \$252.96 S
		\$6,571.86 S
<b>TANDEM AXLE</b>		
350-4348	HEATER ASS'Y (TANDEM AXLE)	\$6,018.00 S
Shipped with: 190-1942 COMMON TANDEM HEATER KIT		(Dealer installed only) \$76.50 S
		\$6,094.50 S

Supersedes All Previous Price Lists---Prices Subject to Change Without Notice

The Charles Machine Works, Inc.; PO Box 66; Perry, OK 73077

(FXT65 (highly regulated) - 588)



CONFIDENTIAL

FXT65 (highly regulated)

**SUGGESTED PRICE LIST  
(F.O.B. PERRY, OKLAHOMA)**

Effective August 1, 2017

PART NO.	DESCRIPTION	MSRP (USD)
<b>TOOL RACK (Optional, can not combine with water heater on single axle)</b>		
190-2067	TOOL RACK (Dealer installed only)	\$213.18 S
	Shipped with: 190-2068 SKID EXTENSION (Dealer installed only)	\$252.96 S
		\$466.14 S

**SPECIAL PAINT**

Special color charge is per each unit - specify color code. (If first time color order, please provide 2"x3" color chip.)

From the time of confirmation, any special paint order is non-cancelable and non-returnable.

Please allow 30 days from time of order to delivery.

Orders with less than 30 days from order to delivery are subject to applicable surcharge(s).

Prices do not include the application of special or branded paints; i.e.) DuPont, Sherwin-Williams, PPG, metallic or base coat / clear coat.

Charges do not include price of paint.

Call for Pricing A



CONFIDENTIAL

## VAC PARTS KITS

Changes since the July 1, 2017 price list:

Effective August 1, 2017



CONFIDENTIAL

## VAC PARTS KITS

SUGGESTED PRICE LIST  
(F.O.B. PERRY, OKLAHOMA)

Effective August 1, 2017

PART NO.	DESCRIPTION	MSRP		FX25	FX30	FX50	FX50 T4F	FX65
190-1260	FX30 800 GAL. HYD. DOOR KIT	\$2,425.36	S		•			
190-2649	VAC BOOM KIT (800 GAL, OVERHEAD HOSE)	\$5,500.00	S		•			
190-1687	FX25 WATER PUMP KIT	\$2,594.18	S	•				
190-1785	REVERSE FLOW OPTION	\$2,040.00	S		•			
190-1786	NO REV FLOW SUB ASSEMBLY	\$189.00	S		•			
190-1820	FX25 REVERSE FLOW PLUMBING KIT	\$2,080.80	S	•				
190-1874	HEATER KIT FOR TRAILER MOUNT	\$6,200.00	S		•	•		
190-1944	VAC TANK HOSE INLET KIT	\$1,550.00	S		•	•		
190-1945	VAC TANK HOSE INLET KIT (SPECIAL PAINT)	\$1,550.00	S		•	•		
190-2024	REVERSE FLOW KIT - FX50T4 & FX60T4	\$2,764.20	S				•	•
190-2036	TANK ASSEMBLY 300 GAL.	\$2,156.17	S	•	•	•	•	•
190-2037	TANK ASSEMBLY 500 GAL.	\$2,929.69	S			•	•	•
190-2038	TANK ASSEMBLY 80 GAL.	\$830.17	S	•	•	•	•	•
190-2039	TANK ASSEMBLY 200 GAL.	\$1,412.75	S	•	•	•	•	•
190-2052	FX50 REVERSE FLOW CONVERSION KIT	\$5,621.93	S			•	•	
190-2057	CYCLONE STAND KIT	\$516.21	S	•	•	•	•	•
190-2655	1200 GAL VAC BOOM (SEC GEN. WIRING, OH)	\$6,023.10	S			•		
190-2062	FX50 1200 GAL SPOILS TANK ASSY	\$23,970.00	S			•		
190-2080	CANISTER KIT	\$1,549.00	S	•	•	•		
190-2656	VAC BOOM KIT (GEAR PUMP HYD, 1200 GAL, OH)	\$5,269.32	S				•	•
190-2306	HEATER KIT FOR TRAILER MOUNT	\$6,018.00	S				•	•
190-2370	REVERSE FLOW ASSEMBLY - HIGH FLOW	\$3,060.00	S					•
190-2371	VAC FILTER KIT (5")	\$1,681.98	S					•
190-2373	CYCLONE ASSEMBLY KIT (5")	\$2,652.00	S					•
190-2631	300 GAL SPOILS TANK KIT - DIVERter HYD.	\$13,362.00	S			•		
190-2632	500 GAL SPOILS TANK KIT - DIVERter HYD.	\$13,362.00	S			•		
190-2633	800 GAL SPOILS TANK KIT - DIVERter HYD.	\$13,872.00	S			•		
190-2634	500 GAL SPOILS TANK KIT - GEAR PUMP HYD.	\$12,900.00	S	•	•		•	•
190-2635	800 GAL SPOILS TANK ASSY	\$13,500.00	S		•		•	•
190-2661	1200 GAL. WATER HEATER COMPONENTS KIT	\$6,910.50	S			•	•	•



CONFIDENTIAL

## VAC PARTS KITS

**SUGGESTED PRICE LIST  
(F.O.B. PERRY, OKLAHOMA)**

Effective August 1, 2017

PART NO.	DESCRIPTION	MSRP		FXT30	FXT50	FXT65
190-1785	REVERSE FLOW OPTION	\$2,040.00	S	•		
190-1924	HITCH KIT	\$1,938.00	S	•	•	•
190-1944	VAC TANK HOSE INLET KIT	\$1,550.00	S	•	•	•
190-1945	VAC TANK HOSE INLET KIT (SPECIAL PAINT)	\$1,550.00	S	•	•	•
190-2370	REVERSE FLOW ASSEMBLY - HIGH FLOW	\$3,060.00	S			•
190-2371	VAC FILTER KIT (5")	\$1,681.98	S			•
190-2373	CYCLONE ASSEMBLY KIT (5")	\$2,652.00	S			•
190-2526	BOOM LH SADDLE (800 GAL) KIT	\$311.10	S	•	•	
190-2527	FXT30 BOOM COMPONENTS KIT	\$1,422.90	S	•		
190-2528	FXT50 -T4i BOOM COMPONENTS KIT	\$1,224.00	S		•	

## **SUBSITE ELECTRONICS**

- **GUIDANCE SYSTEMS**
- **LOCATORS**
- **OnGRADE**

Changes since the July 1, 2017 price list:

Effective August 1, 2017

**SUGGESTED PRICE LIST  
(F.O.B. PERRY, OKLAHOMA)**
**Effective August 1, 2017**

PART NO.	DESCRIPTION	MSRP (USD)
----------	-------------	------------

**DrillLok™ Remote/Base**

DrillLok™ is a remote disable feature that incorporates a "report" feature from the HDD unit back to a Handheld device. The report provides an indication to the tracking crew that the rig is disabled there by locking out any inadvertent motion of the drillstring.

102-1552	DrillLok™ Paired, US, Basic Unit approved countries are: USA, China, Columbia, India, Japan, Malaysia, Mexico, Thailand, Venezuela	\$2,150.00 C
102-1553	DrillLok™ Paired, Canada, Basic Unit approved countries are: Canada	\$2,150.00 C
102-1554	DrillLok™ Paired, German, Basic Unit approved countries are: Austria, Cyprus, Czech Republic, Denmark, Estonia, Finland, Germany, Greece, Hungary, Ireland, Latvia, Malta, Netherlands, Portugal, Romania, Slovenia, Switzerland, United Kingdom	\$2,150.00 C
102-1555	DrillLok™ Paired, Sweden, Basic Unit approved countries are: Sweden	\$2,150.00 C
102-1556	DrillLok™ Paired, Aus/NZ, Basic Unit approved countries are: Australia, New Zealand	\$2,150.00 C
102-1557	DrillLok™ Paired, EU Harm, Basic Unit approved countries are: Belgium, Bulgaria, France, Israel, Italy, Lebanon, Lithuania, Luxembourg, Norway, Poland, Russia, Slovakia, South Africa, Saudi Arabia, Spain, Turkey, UAE	\$2,150.00 C

**Tracker DrillLok™ Retrofit Kit**

TK, TKD and TKQ Trackers can be upgraded to add DrillLok™ capability. The upgrades are performed by Subsite® factory or service centers. A service labor charge is applied in addition to the upgrade kit. Additional repairs and labor may be required and will be charged separately.

220-2462	TK series DrillLok™ retro-fit kit U.S.	\$848.70 C
220-2464	TK Series DrillLok™ retro-fit kit Canada	\$820.00 C
220-2465	TK Series DrillLok™ retro-fit kit German	\$820.00 C
220-2466	TK Series DrillLok™ retro-fit kit Sweden	\$820.00 C
220-2467	TK Series DrillLok™ retro-fit kit Aus/NZ	\$820.00 C
220-2468	TK Series DrillLok™ retro-fit kit EU Har	\$820.00 C
	1 hour Service Labor charge applied in addition to the upgrade kit	\$130.00

**Display DrillLok™ Retrofit Kit**

TD and TDR Displays can be upgraded to add DrillLok™ capability. The upgrades are performed by Subsite® factory or service centers. A service labor charge is applied in addition to the upgrade kit. Additional repairs and labor may be required and will be charged separately.

220-2463	TD Series DrillLok™ retro-fit kit U.S.	\$848.70 C
220-2469	TD Series DrillLok™ retro-fit kit Canada	\$820.00 C
220-2470	TD Series DrillLok™ retro-fit kit German	\$820.00 C
220-2471	TD Series DrillLok™ retro-fit kit Sweden	\$820.00 C
220-2472	TD Series DrillLok™ retro-fit kit Aus/NZ	\$820.00 C
220-2473	TD Series DrillLok™ retro-fit kit EU Har	\$820.00 C
	1 hour Service Labor charge applied in addition to the upgrade kit	\$130.00



**SUGGESTED PRICE LIST  
(F.O.B. PERRY, OKLAHOMA)**

**Effective August 1, 2017**

PART NO.	DESCRIPTION	MSRP (USD)
<b><u>DrillLok™ Mounting Accessories</u></b>		
<b>JT5</b>	Shipped with: 350-4268 JT5 REMOTE DRILL LOCK	\$123.06 T
<b>JT9</b>	Shipped with: 350-2653 MOUNTING ASSY	\$142.14 T
<b>JT20</b>	Shipped with: 215-2288 RIG DISABLE HARNESS	\$90.69 C
<b>JT25</b>	Shipped with: 350-2653 MOUNTING ASSY	\$142.14 T
<b>JT30 / AT30</b>	Shipped with: 215-2288 RIG DISABLE HARNESS	\$90.69 C
<b>JT40</b>	Shipped with: 350-2653 MOUNTING ASSY	\$142.14 T
<b>JT60 / AT60</b>	Shipped with: 350-2653 MOUNTING ASSY	\$142.14 T
<b>JT100 / AT100</b>	Shipped with: 350-2653 MOUNTING ASSY	\$142.14 T

**TK Guidance System**

The TK system is a guidance system for tracking horizontal directional bores. The system is comprised of a tracker, drill rig display, and beacon. The TK system offers the choice of (3) TK trackers (a single frequency, a dual frequency, and a quad frequency tracker), (2) TD displays (one display mounted in the console and one display mounted on the console), and (4) TX beacons (two single frequency, one quad, and one quad grade beacon).

**Trackers** detect one, two, or four of the following beacon frequencies depending on the model: 1.5 kHz, 12 kHz, 20 kHz, and 29 kHz frequency.

**Displays** communicate with trackers by Bluetooth® or UHF radios. UHF radios are country specific in order to adhere to specific country regulations.

**Beacons** generate one or four of the following frequencies depending on the model: 1.5 kHz, 12 kHz, 20 kHz, and 29 kHz.

**TK Tracker**

The tracker detects a single 29 kHz beacon frequency and utilizes a UHF radio to communicate to the rig display, the UHF radio frequency is country specific. See corresponding part numbers below. Each Tracker comes with TSR reporting software, stand, alkaline batteries, and operator manual. Separately, select a country specific TD or TDR display. Ships with the choice between 222-5446 Hard Case and 220-2383 carry bag.

102-1522	TK SS, Base Unit, USA Radio approved countries are: USA, China, Columbia, India, Japan, Malaysia, Mexico, Thailand, Venezuela	\$9,200.00 H
102-1523	TK SS, Base Unit, German Radio approved countries are: Austria, Cyprus, Czech Republic, Denmark, Estonia, Finland, Germany, Greece, Hungary, Ireland, Latvia, Malta, Netherlands, Portugal, Romania, Slovenia, Switzerland, United Kingdom	\$9,200.00 H
102-1524	TK SS, Base Unit, Canadian Radio approved countries are: Canada	\$9,200.00 H

**SUGGESTED PRICE LIST  
(F.O.B. PERRY, OKLAHOMA)**

**Effective August 1, 2017**

PART NO.	DESCRIPTION	MSRP (USD)
<b>TK Tracker (Continued)</b>		
102-1525	TK SS, Base Unit, Australian approved countries are: Australia, New Zealand	\$9,200.00 H
102-1526	TK SS, Base Unit, Swedish Radio approved countries are: Sweden	\$9,200.00 H
102-1527	TK SS, Base Unit, Euro-Harmonic approved countries are: Belgium, Bulgaria, France, Israel, Italy, Lebanon, Lithuania, Luxembourg, Norway, Poland, Russia, Slovakia, South Africa, Saudi Arabia, Spain, Turkey, UAE	\$9,200.00 H
<b>TKD Tracker</b>		
The tracker detects a 12 kHz and 29 kHz beacon frequency and utilizes a UHF radio to communicate to the rig display; the UHF radio frequency is country specific (a tracker is available without a radio). See corresponding part numbers below. Each Tracker comes with the TSR reporting software, stand, alkaline batteries, and operator manual. Select the country specific TD or TDR display below for communication between the tracker and the rig display. Ships with the choice between 222-5446 Hard Case and 220-2383 carry bag.		
102-1534	TKD SS, Base Unit, No Radio	\$8,275.00 H
102-1528	TKD SS, Base Unit, USA Radio approved countries are: USA, China, Columbia, India, Japan, Malaysia, Mexico, Thailand, Venezuela	\$10,145.00 H
102-1529	TKD SS, Base Unit, German Radio approved countries are: Austria, Cyprus, Czech Republic, Denmark, Estonia, Finland, Germany, Greece, Hungary, Ireland, Latvia, Malta, Netherlands, Portugal, Romania, Slovenia, Switzerland, United Kingdom	\$10,145.00 H
102-1530	TKD SS, Base Unit, Canadian Radio approved countries are: Canada	\$10,145.00 H
102-1531	TKD SS, Base Unit, Australian Radio approved countries are: Australia, New Zealand	\$10,145.00 H
102-1532	TKD SS, Base Unit, Swedish Radio approved countries are: Sweden	\$10,145.00 H
102-1533	TKD SS, Base Unit, Euro Harmonic approved countries are: Belgium, Bulgaria, France, Israel, Italy, Lebanon, Lithuania, Luxembourg, Norway, Poland, Russia, Slovakia, South Africa, Saudi Arabia, Spain, Turkey, UAE	\$10,145.00 H
<b>TKQ Tracker</b>		
The tracker detects a 1.5 kHz, 12 kHz, 20 kHz and 29 kHz beacon frequency and utilizes a UHF radio to communicate to the rig display; the UHF radio frequency is country specific (a tracker is available without a radio). See corresponding part numbers below. Each Tracker comes with the TSR reporting software, stand, alkaline batteries, and operator manual. Select the country specific TD or TDR display below for communication between the tracker and the rig display. Ships with the choice between 222-5446 Hard Case and 220-2383 carry bag.		
102-1535	TKQ SS, BASE UNIT, USA RADIO approved countries are: USA, China, Columbia, India, Japan, Malaysia, Mexico, Thailand, Venezuela	\$12,900.00 H
102-1536	TKQ SS, Base Unit, German Radio approved countries are: Austria, Cyprus, Czech Republic, Denmark, Estonia, Finland, Germany, Greece, Hungary, Ireland, Latvia, Malta, Netherlands, Portugal, Romania, Slovenia, Switzerland, United Kingdom	\$12,900.00 H

**SUGGESTED PRICE LIST  
(F.O.B. PERRY, OKLAHOMA)**
**Effective August 1, 2017**

PART NO.	DESCRIPTION	MSRP (USD)	
<b>TKQ Tracker (Continued)</b>			
102-1537	TKQ SS, Base Unit, Canadian Radio approved countries are: Canada	\$12,900.00	H
102-1538	TKQ SS, Base Unit, Australian Radio approved countries are: Australia, New Zealand	\$12,900.00	H
102-1539	TKQ SS, Base Unit, Swedish Radio approved countries are: Sweden	\$12,900.00	H
102-1540	TKQ SS, Base Unit, Euro Harmonic approved countries are: Belgium, Bulgaria, France, Israel, Italy, Lebanon, Lithuania, Luxembourg, Norway, Poland, Russia, Slovakia, South Africa, Saudi Arabia, Spain, Turkey, UAE	\$12,900.00	H
<b>TK Tracker to Tracker Upgrade Kits</b>			
The trackers can be upgraded to TKD or TKQ trackers. Price includes decals, software and hardware. The upgrades are performed by the Subsite Electronics® Service and Repair department @ the factory. A service labor charge is applied in addition to the upgrade kit. Additional repairs and labor may be required and will be charged separately.			
220-2283	TK to TKD Upgrade	\$1,863.00	C
220-2284	TK to TKQ Upgrade	\$5,944.01	C
220-2285	TKD to TKQ Upgrade 1 hour Service Labor charge applied in addition to the upgrade kit	\$3,990.96	C
<b>TK Radio Upgrade Kits</b>			
The trackers can be upgraded to add or change the radio. Price includes hardware only. The upgrades are performed by the Subsite Electronics® Service and Repair department @ CMW. A service labor charge is applied in addition to the upgrade kit. Additional repairs and labor may be required and will be charged separately.			
220-2409	TK Radio Upgrade Kit, Swedish	\$1,895.00	C
220-2410	TK Radio Upgrade Kit, US	\$1,895.00	C
220-2411	TK Radio Upgrade Kit, Australia	\$1,895.00	C
220-2412	TK Radio Upgrade Kit, Canada	\$1,895.00	C
220-2413	TK Radio Upgrade Kit, Germany	\$1,895.00	C
220-2414	TK Radio Upgrade Kit, Euro-Harmonic 1 hour Service Labor charge applied in addition to the upgrade kit	\$1,895.00	C
<b>TD Display</b>			
The display is available as an in-dash mount (TD) or remote mount (TDR). Both styles of the display presents information displayed by the tracker at a distance up to 2000 ft (609.6 m) with the UHF radio. The display utilizes a UHF radio to communicate to the tracker, radio frequency is country specific. See corresponding part numbers below. The display has internal data storage capabilities and works with TMS Plus and TSR software. The TK Display works with all models of TK trackers and the 8500TK tracker. Each display comes standard with wiring harnesses and mounting hardware require to install on drill rigs.			
102-1459	TD DISPLAY, BASE UNIT, US RADIO approved countries are: USA, China, Columbia, India, Japan, Malaysia, Mexico, Thailand, Venezuela	\$4,580.00	H
102-1460	TD Display, Base Unit, German Radio approved countries are: Austria, Cyprus, Czech Republic, Denmark, Estonia, Finland, Germany, Greece, Hungary, Ireland, Latvia, Malta, Netherlands, Portugal, Romania, Slovenia, Switzerland, United Kingdom	\$4,580.00	H

**SUGGESTED PRICE LIST  
(F.O.B. PERRY, OKLAHOMA)**
**Effective August 1, 2017**

PART NO.	DESCRIPTION	MSRP (USD)
<b>TD Display (Continued)</b>		
102-1461	TD Display, Base Unit, Canadian Radio approved countries are: Canada	\$4,580.00 H
102-1462	TD Display, Base Unit, Australian Radio approved countries are: Australia, New Zealand	\$4,580.00 H
102-1463	TD Display, Base Unit, Swedish Radio approved countries are: Sweden	\$4,580.00 H
102-1464	TD Display, Base Unit, Euro Harmonic approved countries are: Belgium, Bulgaria, France, Israel, Italy, Lebanon, Lithuania, Luxembourg, Norway, Poland, Russia, Slovakia, South Africa, Saudi Arabia, Spain, Turkey, UAE	\$4,580.00 H
102-1465	TDR Display, Base Unit, US Radio approved countries are: USA, China, Columbia, India, Japan, Malaysia, Mexico, Thailand, Venezuela	\$4,735.00 H
102-1466	TDR Display, Base Unit, German Radio approved countries are: Austria, Cyprus, Czech Republic, Denmark, Estonia, Finland, Germany, Greece, Hungary, Ireland, Latvia, Malta, Netherlands, Portugal, Romania, Slovenia, Switzerland, United Kingdom	\$4,735.00 H
102-1467	TDR Display, Base Unit, Canadian Radio approved countries are: Canada	\$4,735.00 H
102-1468	TDR Display, Base Unit, Australian Radio approved countries are: Australia, New Zealand	\$4,735.00 H
102-1469	TDR Display, Base Unit, Swedish Radio approved countries are: Sweden	\$4,735.00 H
102-1470	TDR Display, Base Unit, Euro Harmonic approved countries are: Belgium, Bulgaria, France, Israel, Italy, Lebanon, Lithuania, Luxembourg, Norway, Poland, Russia, Slovakia, South Africa, Saudi Arabia, Spain, Turkey, UAE	\$4,735.00 H
<b>Tracker and Display Parts and Accessories</b>		
220-2239	TDR Mag Mount Kit - Ditch Witch for USA, Canada, Australia, and Russia	\$242.19 C
220-2248	TDR Mag Mount Kit - DW Low Freq for Germany, Sweden, & Other European Union Countries	\$242.19 C
220-2247	TDR Mag Mount Kit - Other Drill for USA, Canada, Australia, and Russia	\$156.08 C
220-2249	TDR Mag Mount Kit - Other Drill Low Freq for Germany, Sweden, & Other European Union Countries	\$156.08 C
220-2225	PLATE, RAM Mount	\$689.38 C
222-4411	Tracker Base Mount Small	\$60.25 C
222-4105	Tracker Base Mount Big	\$63.72 C
222-5446	3220 HARD CASE, TK SYSTEM	\$382.95 B
220-2383	Carry Bag, W/ Blank Strap (830)	\$101.98 C
222-4163	750 TO TD JUMPER	\$62.91 C
222-4166	ON-DASH CONTROL HARNESS	\$46.34 C
222-4191	ARM, DOUBLE SOCKET, 1" BALL, COMPOSITE	\$18.13 C
222-4302	Cable Assembly, SMA – BNC, RG174	\$30.22 C

**SUGGESTED PRICE LIST  
(F.O.B. PERRY, OKLAHOMA)**

**Effective August 1, 2017**

PART NO.	DESCRIPTION	MSRP (USD)
<b>TX Dual Frequency Universal Beacon Transmitter</b>		
TX two frequency beacon transmitter works with the TK tracker series. Prior to drilling, a 12 kHz or 29 kHz frequency can be selected, the frequency can also be switched downhole. The beacon comes in high power and is a universal length @ 15 in (381 mm) and an 1.25 in (31.7 mm) diameter, which fits into housings that are designed for a DCI transmitter. An optional 220-2356 hard case with batteries and isolators are available in the selectable parts section.		
102-1518	TXU Beacon, 15 Inch Base Unit	\$3,800.00 H
<b>15T Beacon Transmitter</b>		
15T series beacons are available in a single 29 kHz frequency (15T1) or a three frequencies 12/20/29 kHz (15T3). They work with the TK or TK RECON tracker series. Prior to a bore, the 15T3 beacon can be configured with two of three frequencies 12 kHz, 20 kHz, and 29 kHz and can be configured with standard, high or extreme power. The 15T1 is 29 kHz and standard power level. The 15T series beacons are Grade pitch. The beacons are a universal length @ 15 in (381 mm) and an 1.25 in (31.7 mm) diameter, which fits into housings that are designed for a DCI transmitter. An optional 220-2356 hard case with batteries and isolators are available in the selectable parts section.		
102-1632	15T1 Beacon, single 29 kHz frequency, standard power level	\$2,700.00 H
102-1588	15T3 Beacon, configurable 12, 20 or 29 kHz frequency; standard, high or extreme power levels	\$3,300.00 H
<b>17T Beacon Transmitter</b>		
17T series beacon transmitters are available in multiple frequency and power options. They work with the TK or TK RECON tracker series. Prior to a bore, the 17T4 and 17T4G beacons can be configured with two of four frequencies 1.5 kHz, 12 kHz, 20 kHz, and 29 kHz. It can also be configured with standard, high or extreme power. The 17T1 is 29 kHz and standard power. The 17T1H is 29 kHz and high power. "G" designates Grade pitch, everything else is Standard Pitch. The beacon comes standard with flat-top/half-moon isolators for side-load housings. An optional 220-1090 hard case, batteries and other isolators are available in the selectable parts section. Length is 17.8 in (452 mm). Diameter is 1.5 in (38 mm)		
102-1623	17T1 BEACON, BASE UNIT, 29 kHz frequency, standard power level	\$2,400.00 H
102-1624	17T1H BEACON, BASE UNIT, 29 kHz frequency, high power level	\$3,050.00 H
102-1625	17T4 CONFIGURABLE BEACON, 1.5, 12, 20 and 29 kHz frequencies; standard, high or extreme power levels, standard pitch	\$3,600.00 H
102-1626	17T4G CONFIGURABLE GRADE BEACON, 1.5, 12, 20 and 29 kHz frequencies; standard, high or extreme power levels, grade pitch	\$4,200.00 H
<b>19T Beacon Transmitter</b>		
19T beacon is available in a three frequencies 12/20/29 kHz (19T3). It works with the TK or TK RECON tracker series. Prior to a bore, the 19T3 beacon can be configured with two of three frequencies 12 kHz, 20 kHz, or 29 kHz and can be configured with standard, high or extreme power. The 19Ts beacon is Grade pitch. The beacons are a universal length @ 19 in (482 mm) and an 1.25 in (31.7 mm) diameter, which fits into housings that are designed for a DCI transmitter. An optional 220-2565 hard case with batteries and isolators are available in the selectable parts section.		
102-1631	19T3, configurable 12, 20 and 29 kHz frequencies; standard, high or extreme power levels	\$4,900.00 H

**SUGGESTED PRICE LIST  
(F.O.B. PERRY, OKLAHOMA)**
**Effective August 1, 2017**

PART NO.	DESCRIPTION	MSRP (USD)
<b>19T Beacon Transmitter (Continued)</b>		
<b>Beacon Parts and Accessories</b>		
220-2356	Beacon Case Assembly	\$124.20 C
220-1090	850B/ 86BV2 Case Assembly	\$104.89 C
220-1091	850BG CASE ASSEMBLY	\$518.10 C
220-2565	CASE ASSEMBLY, 19T3	\$129.38 C
220-2578	ASSEMBLY, BATTERY CAP 17T	\$82.80 C
908-4304	ISOLATOR , 1.5" DCI FRONT	\$16.08 C
908-4295	ISOLATOR, DCI UNIV REAR	\$17.25 C
906-2624	17" X 1 3/8" sleeve	\$12.32 C
906-2702	15" X 1 1/4" sleeve	\$22.67 C
<b>Repair Modules</b>		
220-2535	17T1 BEACON REPAIR ASSEMBLY	\$1,500.75 C
220-2536	17T1H BEACON REPAIR ASSEMBLY	\$1,914.75 C
220-2537	17T4 BEACON REPAIR ASSEMBLY	\$2,225.25 C

**TK RECON Guidance System**

The TK RECON system is a guidance system for tracking horizontal directional bores. The system is comprised of a tracker, drill rig display and beacon. The TK RECON system provides many new and enhanced features and offers the choice of (3) trackers (a single frequency, a two frequency and a four frequency tracker), (2) displays (one display is mounted in-the-console and one display mounted remotely), and multiple beacon options including the 86, 15T, 17T, 19T and 88B series. The RECON ISM Telemetry Radio provides increased communication distance and speed, but The TK RECON system will not be backwards compatible with the existing TK series, so the current TK Series trackers and displays will continue to be offered, for those customers who have that need or preference.

**Trackers** detect one, two or four of the following beacon frequencies depending on the model: 1.5 kHz, 12 kHz, 20 kHz and 29 kHz frequency.

**Displays** communicate with trackers by telemetry radios. Telemetry radios are country specific in order to adhere to specific country regulations.

**Beacons** generate one of four frequencies depending on the model, frequencies include 1.5 kHz, 12 kHz, 20 kHz and 29 kHz. Beacons with more than one frequency communicates with the Tracker by Bluetooth® in order to configure frequency and power level.

**TK RECON1**

The tracker detects a single 29 kHz beacon frequency and may utilize an ISM telemetry radio to communicate to the rig display, the ISM radio frequency is country specific. See corresponding part numbers below. Each Tracker comes standard with an alkaline battery tray, alkaline batteries and operator manual. Selectable options include, the choice between Hard Case, carry bag or nothing, between large, small or no stand or add the option to include the Li-Ion battery, tray and charging system. Separately, select a corresponding, country specific TD RECON or TDR RECON display.

102-1593	TK RECON1, No Radio	\$7,800.00 H
102-1589	TK RECON1, Australia Radio	\$9,150.00 H

approved countries are: Australia and New Zealand



**SUGGESTED PRICE LIST  
(F.O.B. PERRY, OKLAHOMA)**

**Effective August 1, 2017**

PART NO.	DESCRIPTION	MSRP (USD)
<b>TK RECON1 (Continued)</b>		
102-1591	TK RECON1, Europe Radio approved countries are: Austria, Belgium, Bulgaria, Cyprus, Czech Republic, Denmark, Estonia, Finland, France, Germany, Greece, Hungary, India, Ireland, Italy Latvia, Lithuania, Luxembourg, Malta, Netherlands, Norway, Poland, Portugal, Romania, Slovak Republic, Slovenia, Spain, Sweden, Switzerland, Turkey, UAE, United Kingdom	\$9,150.00 H
102-1595	TK RECON1, North America Radio approved countries are: Canada, Columbia, Mexico, United States, Venezuela	\$9,150.00 H
<b>TK RECON2</b> The tracker detects 12 kHz and 29 kHz beacon frequencies and may utilize an ISM telemetry radio to communicate to the rig display, the ISM radio frequency is country specific. See corresponding part numbers below. Each Tracker comes standard with an alkaline and Li-Ion battery trays, batteries, charger and operator manual. Selectable options include, the choice between Hard Case, carry bag or nothing and between large, small or no stand. Separately, select a corresponding, country specific TD RECON or TDR RECON display.		
102-1601	TK RECON2, No Radio	\$8,700.00 H
102-1596	TK RECON2, Australia Radio approved countries are: Australia and New Zealand	\$10,200.00 H
102-1598	TK RECON2, Europe Radio approved countries are: Austria, Belgium, Bulgaria, Cyprus, Czech Republic, Denmark, Estonia, Finland, France, Germany, Greece, Hungary, India, Ireland, Italy Latvia, Lithuania, Luxembourg, Malta, Netherlands, Norway, Poland, Portugal, Romania, Slovak Republic, Slovenia, Spain, Sweden, Switzerland, Turkey, UAE, United Kingdom	\$10,200.00 H
102-1603	TK RECON2, North America Radio approved countries are: Canada, Columbia, Mexico, United States, Venezuela	\$10,200.00 H
<b>TK RECON4</b> The tracker detects 1.5 kHz, 12 kHz, 20 kHz and 29 kHz beacon frequencies and may utilize an ISM telemetry radio to communicate to the rig display, the ISM radio frequency is country specific. See corresponding part numbers below. Each Tracker comes standard with an alkaline and Li-Ion battery trays, batteries, charger and operator manual. Selectable options include, the choice between Hard Case, carry bag or nothing and between large, small or no stand. Separately, select a corresponding, country specific TD RECON or TDR RECON display.		
102-1610	TK RECON4, No Radio	\$11,900.00 H
102-1604	TK RECON4, Australia Radio approved countries are: Australia and New Zealand	\$13,900.00 H
102-1606	TK RECON4, Europe Radio approved countries are: Austria, Belgium, Bulgaria, Cyprus, Czech Republic, Denmark, Estonia, Finland, France, Germany, Greece, Hungary, India, Ireland, Italy Latvia, Lithuania, Luxembourg, Malta, Netherlands, Norway, Poland, Portugal, Romania, Slovak Republic, Slovenia, Spain, Sweden, Switzerland, Turkey, UAE, United Kingdom	\$13,900.00 H
102-1609	TK RECON4, Global Radio approved countries are: Israel	\$13,900.00 H
102-1608	TK RECON4, North America Radio approved countries are: Canada, Columbia, Mexico, United States, Venezuela	\$13,900.00 H

**SUGGESTED PRICE LIST  
(F.O.B. PERRY, OKLAHOMA)**
**Effective August 1, 2017**

PART NO.	DESCRIPTION	MSRP (USD)
<b>TD RECON Display</b>		
The display is available as an in-dash mount (TD) or remote mount (TDR). Both styles of the display presents information displayed by the tracker at a distance up to 2000 ft (609.6 m) with the UHF radio. The display utilizes an ISM radio to communicate to the tracker, radio frequency is country specific. See corresponding part numbers below. The display has internal data storage capabilities and works with TMS Plus and TSR software. The TK RECON Display works with all models of TK RECON trackers. Each display comes standard with wiring harnesses and mounting hardware require to install on drill rigs.		
102-1611	TD RECON, Australia Radio approved countries are: Australia and New Zealand	\$4,600.00 H
102-1613	TD RECON, Europe Radio approved countries are: Austria, Belgium, Bulgaria, Cyprus, Czech Republic, Denmark, Estonia, Finland, France, Germany, Greece, Hungary, India, Ireland, Italy Latvia, Lithuania, Luxembourg, Malta, Netherlands, Norway, Poland, Portugal, Romania, Slovak Republic, Slovenia, Spain, Sweden, Switzerland, Turkey, UAE, United Kingdom	\$4,600.00 H
102-1615	TD RECON, Global Radio approved countries are: Israel	\$4,600.00 H
102-1616	TD RECON, North America Radio approved countries are: Canada, Columbia, Mexico, United States, Venezuela	\$4,600.00 H
102-1617	TDR RECON, Australia Radio approved countries are: Australia and New Zealand	\$4,750.00 H
102-1619	TDR RECON, Europe Radio approved countries are: Austria, Belgium, Bulgaria, Cyprus, Czech Republic, Denmark, Estonia, Finland, France, Germany, Greece, Hungary, India, Ireland, Italy Latvia, Lithuania, Luxembourg, Malta, Netherlands, Norway, Poland, Portugal, Romania, Slovak Republic, Slovenia, Spain, Sweden, Switzerland, Turkey, UAE, United Kingdom	\$4,750.00 H
102-1622	TDR RECON, North America Radio approved countries are: Canada, Columbia, Mexico, United States, Venezuela	\$4,750.00 H
<b>TK/TD RECON Parts and Accessories</b>		
See Tracker and Display Parts and Accessory section under the TK series for common parts such as cases, bags and stands. See accessories below specific to the RECON series.		
220-2498	Battery Tray Final Assy, Alk & NiMH	\$129.38 C
220-2500	Battery Tray Final Assy, Li-Ion	\$60.03 C
220-2575	TDR Recon Mag Mount Kit – DW 900MHz	\$258.75 C
220-2577	TDR Recon Mag Mount Kit – Other 900MHz	\$165.60 C
222-5260	Battery Cap	\$9.83 C
222-5264	O-Ring	\$5.69 C
222-5521	Smart Li Ion Battery, 7.2V	\$103.50 F
222-5531	Universal Charger, US/North America	\$181.13 F
222-5592	900MHz 3 dbi Rubber Duck antenna/male	\$36.23 C
222-6517	ANTENNA, 902-960MHz	\$61.07 C
222-6519	868MHz Antenna	\$61.07 C
222-6520	Travel Adapter Set	\$19.67 F
222-6530	2.4GHz antenna 2.0dBi STD SMA	\$14.50 H
222-6531	2.4Ghz antenna RPSMA male	\$21.50 H
222-6540	Seven band external antenna, TNC	\$28.00 H



**SUGGESTED PRICE LIST  
(F.O.B. PERRY, OKLAHOMA)**
**Effective August 1, 2017**

PART NO.	DESCRIPTION	MSRP (USD)
----------	-------------	------------

**Commander™ 7 Display**

The Commander™ 7 is used exclusively with all models of TK Recon tracker and supported beacons. The system provides projected depth information and offers both Classic and Advanced Drill-To guidance modes. The display utilizes an ISM radio to communicate to the tracker, radio frequency is country specific. See corresponding part numbers below. The display has internal data storage capabilities and works with TMS Plus and TSR software. The system includes all necessary cabling and antenna, display assembly, dash assembly hard case and operator manual.

102-1648	Commander 7, Australia approved countries are: Australia and New Zealand	\$5,750.00 H
102-1650	Commander 7, Europe approved countries are: Austria, Belgium, Bulgaria, Cyprus, Czech Republic, Denmark, Estonia, Finland, France, Germany, Greece, Hungary, India, Ireland, Italy, Latvia, Lithuania, Luxembourg, Malta, Netherlands, Norway, Poland, Portugal, Romania, Slovak Republic, Slovenia, Spain, Sweden, Switzerland, Turkey, UAE, United Kingdom	\$5,750.00 H
102-1652	Commander 7, Global approved countries are: Israel	\$5,750.00 H
102-1653	Commander 7, North America approved countries are: Canada, Columbia, Mexico, United States, Venezuela	\$5,750.00 H

**Commander™ 7 Parts and Accessories**

220-2633	COMMANDER 7 DEMONSTRATION KIT	\$336.38 C
222-6720	8 PIN CONNECTOR PLUG, COMMANDER 7	\$16.09 C
222-6721	PLUG SEAL, COMMANDER 7	\$1.29 C
222-3219	LANYARD	\$4.25 C
222-6615	2.5" MOUNTING MAGNET, 3/8-16	\$113.85 C
222-6707	CIRCULAR RAM MOUNT 1.5" WITH 3/8-16 STUD	\$22.25 C
220-2645	COMMANDER 7 MOUNING PLATE, JT5	\$67.28 C
222-6729	JT 20 AND 30 DASH PLATE, COMMANDER 7	\$15.42 C
222-6617	COMMANDER 7 MAGNET COVER	\$8.80 C
222-6620	RAM, DISPLAY ARM, STANDARD	\$20.18 C
222-6719	COMMANDER 7 CARRYING CASE	\$220.00 B
222-6517	ANTENNA, 902-960MHz	\$61.07 C
222-6519	868MHz Antenna	\$61.07 C

**Trac Management System (TMS) Plus**

Trac Management System (TMS) Plus is an integrated planning and mapping system for Horizontal Directional Drilling. The TMS Plus will

220-054	TMS PLUS CD ONLY OPTION	\$1,824.50 C
220-1006	TMS Plus Dealer CD	\$442.00 C
790-1002	TMS Plus 30-Day Trial CD	\$6.52 A
222-2335	USB DATA CABLE	\$53.32 C
220-410	COMPUTER TO 750/752D CABLE	\$344.37 C

**SUGGESTED PRICE LIST  
(F.O.B. PERRY, OKLAHOMA)**

**Effective August 1, 2017**

PART NO.	DESCRIPTION	MSRP (USD)
----------	-------------	------------

**86 BHL Series Single Frequency HDD Beacon**

The BHL works with the TK and 750/752 system and uses a special battery pack (220-378) to achieve 60 hours of battery life. The

102-199	86BHL Beacon, Clocked Base Unit	\$5,049.00	H
---------	---------------------------------	------------	---

**Selectable Options**

220-378	POWER PACK ASSY (86BHL)	3 required	\$39.69	\$119.07	C
220-482	CASE ASSEMBLY (86BHL) (includes 3/220-378)			\$311.55	A
221-086	ISOLATOR			\$9.85	C
220-051	86BHL Canoe (86/850 Series Beacons)			\$900.45	A
400-1121	DigiTrak Canoe (with ½ moon isolator)			\$206.27	C
400-1151	DigiTrak Canoe (with flat top isolator)			\$91.00	C

**88 Series Single Frequency HDD Beacons**

The beacons work with the TK and 750/752 system and are small diameter for use on the smaller HDD units. The beacons come in two

102-1418	88B Top Beacon Assembly Base Unit	\$2,056.00	H
102-252	88BAT Beacon Assembly Base Unit	\$2,012.00	H

**88 Series Single Frequency HDD Beacons (Continued)**

**Selectable Options**

214-911	BATTERY AA ELECTROCHEM LITHIUM	\$101.43	A
220-634	88 SERIES CASE ASSEMBLY	\$67.70	A
221-543	ISOLATOR, SBRP - 88B	\$5.25	C
401-278	CANOE, 88B, JT520 HSG	\$26.43	C
401-279	CANOE, 88B, UPPER JT1220 HSG	\$13.80	H

**BI Series Single Frequency Piercing Tool Beacon**

The model BI impact beacon transmitter transmits a 29 kHz signal and is designed to work with the TK & 750/752 trackers and

102-239	29K Beacon Impact Base Unit	\$683.00	C
---------	-----------------------------	----------	---

**SUGGESTED PRICE LIST  
(F.O.B. PERRY, OKLAHOMA)**

Effective August 1, 2017

PART NO.	DESCRIPTION	MSRP (USD)
----------	-------------	------------

**Legacy Product Repair and Selectable Parts**

**Repair Modules**

220-2100	850B Repair Module	\$1,582.60 C
220-2130	850BH Repair Module	\$2,349.93 C
220-2131	850BX Repair Module	\$2,158.18 C
220-2101	850BD Repair Module	\$1,906.30 C
220-2132	850BHD Repair Module	\$2,475.80 C
220-2133	850BXD Repair Module	\$2,270.00 C
220-2098	86BV2 Repair Module	\$1,170.35 C
220-2126	86BHv2 Repair Module	\$1,780.43 C
220-2127	86BXv2 Repair Module	\$1,989.09 C
220-2099	86BDV2 Repair Module	\$1,408.75 C
220-2128	86BHDv2 Repair Module	\$1,995.03 C
220-2129	86BXDv2 Repair Module	\$2,037.92 C
220-2539	86Bv3 BEACON, REPAIR ASSEMBLY	\$1,397.25 C
220-2540	86BDv3 BEACON, REPAIR ASSEMBLY	\$1,811.25 C
220-2579	86BHv3 BEACON, REPAIR ASSEMBLY	\$2,121.75 C
220-2580	86BXv3 BEACON, REPAIR ASSEMBLY	\$2,328.75 C
220-2581	86BHDv3 BEACON, REPAIR ASSEMBLY	\$2,450.00 C
220-2582	86BXDv3 BEACON, REPAIR ASSEMBLY	\$2,550.00 C

**Selectable Parts**

222-1369	POWER STICK ASSY	\$5.79 C
220-1090	850B/ 86BV2 Case Assembly	\$104.89 C
220-1091	850BG CASE ASSEMBLY	\$518.10 C
221-577	ISOLATOR FLAT TOP STD SIDELOAD	\$9.17 C
222-500	Aft Isolator	\$8.64 C
221-543	ISOLATOR, SBRP - 88B	\$5.25 C
222-501	850/86Bv2 Forward Isolator, Flat-Top	\$3.60 C
222-495	END LOAD ISOLATOR CAP	\$3.43 C
219-325	ISOLATOR	\$2.82 C
222-3214	V2 HALF MOON ISOLATOR	\$2.61 C
222-1239	LINER, PADDED ASSEMBLY	\$1.88 C
221-461	SMART LEVEL	\$185.47 A
214-911	BATTERY AA ELECTROCHEM LITHIUM	\$101.43 A
220-634	88 SERIES CASE ASSEMBLY	\$67.70 A
401-278	CANOE, 88B, JT520 HSG	\$26.43 C
401-279	CANOE, 88B, UPPER JT1220 HSG	\$13.80 H

Changes since the July 1, 2017 price list:

Effective August 1, 2017

- **Removed:**

250 SERIES CABLE AVOIDANCE SYSTEM  
150 SERIES COMPACT LOCATOR SYSTEMS  
2450GR

**SUGGESTED PRICE LIST  
(F.O.B. PERRY, OKLAHOMA)****Effective August 1, 2017**

PART NO.	DESCRIPTION	MSRP (USD)
----------	-------------	------------

**UtiliGuard®+ Advanced System**

The following features are included:

Receiver/Transmitter Communications, which allows the user to control the transmitter with the receiver. Access to 70 standard frequencies, Radio Mode, Total Field Beacon Antenna Mode, Passive Power Modes, Ambient Interference Measurement (AIM) and Offset Depth measurement capability. Two transmitter options, the T5+ (5 Watt) and the T12+ (12 Watt). The T12+ includes an additional feature called Dual Output. This feature allows the user to connect to two different target utilities, locate the first one away from the transmitter, then switch to the second utility and locate it coming back to the transmitter.

**RECEIVERS**

102-1558	RX UTG ADV UNIT, V02	\$3,368.22	H
102-1562	RX UTG ADV, HP, UNIT, V02 (W/HP=With Headphone Jack)	\$3,441.77	H

**TRANSMITTERS**

102-1575	TX UTILIGUARD T12 PLUS BASE UNIT	\$2,941.68	H
102-1573	TX UTILIGUARD T5 PLUS BASE UNIT	\$1,996.14	H
<b>Option for 5W PLUS</b>			
240-0092	Dual Output Option	\$430.56	C

**UtiliGuard® Standard System**

The following features are included:

70 standard frequencies, Radio Mode, Total Field Beacon Antenna Mode, and Passive Power Modes. Two transmitter options the - T5 (5 Watt) and T12 (12 Watt). There are two receiver options, one with Bluetooth™ radio for short range GPS communication **(Does Not Have RX/TX Comms.)**, and one standard receiver without Bluetooth™.

**RECEIVERS**

102-1559	RX UTG STD BLUETOOTH UNIT, V02	\$2,416.38	H
102-1563	RX UTG STD BLUETOOTH, HP, UNIT, V02	\$2,489.92	H
102-1560	RX UTG STD UNIT, V02	\$2,206.26	H
102-1564	RX UTG STD, HP, UNIT, V02 (W/HP=With Headphone Jack)	\$2,279.80	H

**TRANSMITTERS**

102-1574	TX UTILIGUARD T12 BASE UNIT	\$1,996.14	H
102-1572	TX UTILIGUARD T5 BASE UNIT	\$1,575.90	H

**SUGGESTED PRICE LIST  
(F.O.B. PERRY, OKLAHOMA)**

Effective August 1, 2017

PART NO.	DESCRIPTION	MSRP (USD)
----------	-------------	------------

**UtiliGuard® B Basic System**

The following features are included:

The receiver can be configured with up to 5 frequencies from a list of 70. This receiver does not have radio or total field beacon antenna mode. There is one basic transmitter, the T5-B (5 Watt), which can be configured with up to 4 frequencies chosen from a list of 70.

(Additional frequencies cannot be added.)

**RECEIVERS**

102-1561	RX UTG BASIC UNIT, V02	\$1,898.03 C
----------	------------------------	--------------

**TRANSMITTER**

102-1571	TX UTILIGUARD T5 BASIC BASE UNIT	\$1,243.73 C
----------	----------------------------------	--------------

**UtiliGuard® Frequencies Options**

219-624	31KHZ CATV PASSIVE REC. OPTION	
219-625	29KHZ BEACON OPTION	
220-521	273HZ LMS LINE OPTION	
221-246	815HZ LMS LINE OPTION	
221-571	512HZ BEACON OPTION	(900 Series)
221-572	400HZ LMS LINE OPTION	
222-1337	640Hz Line Option	
222-1338	32768Hz Line Option	(33kHz 900 Series)
222-1339	8192Hz Line Option	
222-547	50HZ POWER PASSIVE REC. OPTION	(50P 900 Series)
222-548	60HZ POWER PASSIVE REC. OPTION	(60P 900 Series)
222-549	100HZ POWER PASSIVE REC. OPT.	
222-550	120HZ POWER PASSIVE REC. OPT.	
222-551	512HZ ACTIVE LINE OPTION	(900 series)
222-552	1KHZ ACTIVE LINE OPTION	(900 series)
222-553	8KHZ ACTIVE LINE OPTION	(900 series)
222-554	29KHZ ACTIVE LINE OPTION	(900 series)
222-556	80KHZ ACTIVE LINE OPTION	(900 series)
222-567	33KHZ BEACON OPTION	(900 series)
222-616	640 HZ BEACON OPTION	(900 series)
240-0008	64Hz Line Option	
240-0009	75Hz Line Option	
240-0010	98Hz Line Option	
240-0011	128Hz Line Option	
240-0012	150Hz Pass Power Option	(50Hz 900 Series)
240-0013	163Hz Line Option	
240-0014	180Hz Pass Power Option	(60Hz 900 Series)
240-0015	208Hz Line Option	
240-0016	220Hz Line Option	
240-0017	256Hz Line Option	
240-0018	280Hz Line Option	
240-0019	285Hz Line Option	
240-0020	320Hz Line Option	
240-0021	340Hz Line Option	
240-0022	380Hz Line Option	

Continued below

**SUGGESTED PRICE LIST  
(F.O.B. PERRY, OKLAHOMA)**

Effective August 1, 2017

PART NO.	DESCRIPTION	MSRP (USD)
<b>UtiliGuard® Frequencies Options (Continued)</b>		
240-0023	440Hz Line Option	
240-0024	460Hz Line Option	
240-0025	480Hz Line Option	
240-0026	484Hz Line Option	
240-0027	491Hz Line Option	
240-0028	570Hz Line Option	
240-0029	577Hz Line Option	
240-0030	604Hz Line Option	
240-0031	624Hz Line Option	
240-0032	680Hz Line Option	
240-0033	740Hz Line Option	
240-0034	760Hz Line Option	
240-0035	800Hz Line Option	
240-0036	920Hz Line Option	
240-0037	940Hz Line Option	
240-0038	968Hz Line Option	
240-0039	982Hz Line Option	
240-0040	1.02kHz Line Option	
240-0041	1.45kHz Line Option	
240-0042	3.14kHz Line Option	
240-0043	8.44kHz Line Option	
240-0044	9.5kHz Line Option	
240-0045	9.82kHz Line Option	
240-0046	16.9kHz Line Option	
240-0047	22.5kHz Line Option	
240-0048	38kHz Line Option	
240-0049	44.6kHz Line Option	
240-0050	65.5kHz Line Option	
240-0051	78.125kHz Line Option	
240-0052	78.132kHz Line Option	
240-0053	82.3kHz Line Option	
240-0054	82.5kHz Line Option	
240-0055	83.1kHz Line Option	
240-0061	874Hz Beacon Rec. Option	
240-0062	1.02kHz Beacon Rec. Option	
240-0063	1.17kHz Beacon Rec. Option	
240-0064	8.19kHz Beacon Rec. Option	
240-0065	83.1kHz Beacon Rec. Option	
240-0066	870Hz Line Option	

**SUGGESTED PRICE LIST  
(F.O.B. PERRY, OKLAHOMA)**

Effective August 1, 2017

PART NO.	DESCRIPTION	MSRP (USD)
<b>UtiliGuard® ACCESSORIES</b>		
222-5208	CLAMP, BROADBAND	\$950.13 C
220-2331	5 INCH CLAMP ASSEMBLY	\$522.57 C
220-2332	7 INCH CLAMP ASSEMBLY	\$765.38 C
222-3808	MFL TX 12V Adapter Cable Assembly	\$76.51 C
222-3815	MFL TX Direct Conn Cable Assy, Standard	\$192.14 C
222-4863	MFL TX Dir Conn Cable Assy, Dual Small	\$263.50 C
222-4413	GROUNDING STAKE, MFL TX	\$30.74 C
222-4513	RECEIVER SLEEVE, SS	\$26.39 C
222-4232	STRAP, MFL TX	\$4.68 C
220-2330	Trans Bag, MFL, SS	\$52.79 C
220-2329	CARRY BAG, MFL, SS	\$105.57 C
222-4573	MFL TX TO 6 PIN CLAMP ADAPTOR	\$165.57 C
222-4572	6 PIN TX TO MFL CLAMP ADAPTOR	\$159.20 C
220-2490	MFL FAULT PROBE ASSY, V02	\$607.03 C
222-4857	Fault Probe Bag	\$79.18 C
220-2489	MFL EML BOOT, V02	\$897.35 C
220-2493	MFL EML BOOT, EUROPEAN, V02	\$897.35 C
220-2370	MAGNET	\$11.78 C
220-2306	MFL, LIVE POWER ADAPTER	\$633.42 C
222-4743	Clamp Extension Cable Assy, M16	\$163.59 C
220-2491	MFL RX CLAMP ASSY, V02	\$765.26 C
220-2492	MFL STETHOSCOPE ASSY, V02	\$395.89 C
222-5253	MFL RX, MALE THREAD TO MALE LOCK	\$30.62 B
222-5254	MFL RX, FEMALE LOCK TO FEMALE THREAD	\$30.62 B
220-2543	Bluetooth Accessory, V2 (New Connector Bluetooth® Accessory)	\$170.78 C
220-2544	Bluetooth Accessory, V1 (Old Connector Bluetooth® Accessory)	\$165.00 C
222-5574	UTILIGUARD EVA CASE	\$232.88 C
<b>UtiliGuard® LITHIUM BATTERY KITS</b>		
<b>Includes battery, charger, and cable</b>		
220-2310	LITHIUM BATTERY KIT, NORTH AMERICA	\$538.20 C
220-2311	LITHIUM BATTERY KIT, ARGENTINA	\$538.20 C
220-2312	LITHIUM BATTERY KIT, AUSTRALIA	\$538.20 C
220-2313	LITHIUM BATTERY KIT, BRAZIL	\$538.20 C
220-2314	LITHIUM BATTERY KIT, CHINA	\$538.20 C
220-2315	LITHIUM BATTERY KIT, DENMARK	\$538.20 C
220-2316	LITHIUM BATTERY KIT, EUROPEAN	\$538.20 C
220-2317	LITHIUM BATTERY KIT, ISRAEL	\$538.20 C
220-2318	LITHIUM BATTERY KIT, ITALY	\$538.20 C
220-2319	LITHIUM BATTERY KIT, JAPAN	\$538.20 C
220-2320	LITHIUM BATTERY KIT, KOREA	\$538.20 C
220-2321	LITHIUM BATTERY KIT, SOUTH AFRICA	\$538.20 C
220-2322	LITHIUM BATTERY KIT, SWITZERLAND	\$538.20 C
220-2323	LITHIUM BATTERY KIT, UNITED KINGDOM	\$538.20 C



**SUGGESTED PRICE LIST  
(F.O.B. PERRY, OKLAHOMA)**

Effective August 1, 2017

PART NO.	DESCRIPTION	MSRP (USD)
<b>Part list for lithium battery kits</b>		
222-4590	CABLE, NORTH AMERICA NEMA 5-15P - IEC C5	\$21.53 C
222-4591	CABLE, ARGENTINA, IRM 2073 - IEC C5	\$21.53 C
222-4592	CABLE, AUSTRALIA, BS1363 UK3 - IEC C5	\$21.53 C
222-4593	CABLE, BRAZIL, NBR14136 - IEC C5	\$21.53 C
222-4594	CABLE, CHINA, GB2099 - IEC C5	\$21.53 C
222-4595	CABLE, DENMARK, SRAF 1962 - IEC C5	\$21.53 C
222-4596	CABLE, EUROPEAN, CEE 7/7 - IEC C5	\$21.53 C
222-4597	CABLE, ISRAEL, SI32 - IEC C5	\$21.53 C
222-4598	CABLE, ITALY, CEI 23-16 - IEC C5	\$21.53 C
222-4599	CABLE, JAPAN, JIS 8303 - IEC C5	\$21.53 C
222-4600	CABLE, KOREA, KSC 8305 - IEC C5	\$21.53 C
222-4601	CABLE, SOUTH AFRICA, BS 546 - IEC C5	\$21.53 C
222-4602	CABLE, SWITZERLAND, SEV 1011 - IEC C5	\$21.53 C
222-4603	CABLE, UNITED KINGDOM, BS 1363 - IEC C5	\$21.53 C
220-2221	MFL TX LITHIUM BATTERY SUB-ASSEMBLY	\$517.50 C
222-4189	MFL TX LITHIUM BATTERY CHARGER	\$40.62 C
<b>UtiliGuard® Basic Receiver Upgrades</b>		
220-2386	UTG-BASIC to UTG-STD UPGRADE	\$538.20 C
220-2387	UTG-BASIC to UTG-STD-BLUETOOTH UPGRADE	\$818.00 C
220-2388	UTG-BASIC to UTG-ADV UPGRADE	\$1,741.00 C
<b>UtiliGuard® Standard Receiver Upgrades</b>		
220-2389	UTG-STD to UTG-STD-BLUETOOTH UPGRADE	\$776.25 C
220-2390	UTG-STD-BLUETOOTH to UTG-ADV UPGRADE	\$1,218.20 C
220-2391	UTG-STD to UTG-ADV UPGRADE	\$1,437.00 C
<b>UtiliGuard® Bluetooth Enabled Receiver Upgrades</b>		
220-2557	Bluetooth Accessory Upgrade Kit V2 (New Connector Bluetooth® Accessory Receiver Upgrade)	\$300.15 C
220-2556	Bluetooth Accessory Upgrade Kit V1 (Old Connector Bluetooth® Accessory Receiver Upgrade)	\$290.00 C
	1 hour Service Labor charge applied in addition to the upgrade kit	\$130.00
<b>UtiliGuard® Transmitter Upgrades</b>		
220-2392	UTG-T12 to UTG-T12-PLUS UPGRADE	\$1,350.00 C
220-2393	UTG-T5 to UTG-T5-PLUS UPGRADE	\$962.55 C
220-2394	UTG-T5-BASIC to UTG-T5 UPGRADE	\$500.00 C
220-2395	UTG-T5-BASIC to UTG-T5-PLUS UPGRADE	\$1,125.00 C
<b>Branding Upgrades</b>		
220-2513	SS AV STD RX, ACC. UPGRADE KIT	\$207.00 C
220-2514	MFL RX ACC. UPGRADE KIT, ORANGE	\$207.00 C
220-2515	SS AV ADV RX, ACC. UPGRADE KIT	\$207.00 C
220-2521	DW UG ADV RX, ACC. UPGRADE KIT	\$207.00 C

**SUGGESTED PRICE LIST  
(F.O.B. PERRY, OKLAHOMA)**

**Effective August 1, 2017**

PART NO.	DESCRIPTION	MSRP (USD)
<b>LOCATING BEACONS AND ACCESSORIES</b>		
102-225	910 Beacon - 512 HZ Base Unit	\$565.00 H
<b>BI Series Single Frequency Piercing Tool Beacon</b>		
The model BI impact beacon transmitter transmits a 29-33 kHz signal and is designed to work with the 750/752 trackers and 900 series locator receivers. The BI is a detection beacon which provides location information only, to a depth of 10 feet with 900 series locator receivers in normal soil conditions. The BI is designed for use with 3", 4", and 5.5" piercing tools using replaceable head beacon housings.		
102-239	29K Beacon Impact Base Unit	\$683.00 C
102-091	33K Beacon Impact Base Unit	\$600.00 C
<b>150 BW</b>		
Beacons include (1) "N" size alkaline battery		
102-1006	Beacon Assy, 150BW 640 W/S Base Unit	\$440.00 C
102-1017	Beacon Assy, 150BW 512 W/S Base Unit	\$440.00 C
<b>150 BC</b>		
102-1007	Beacon Assy 150BC 640 Conduit Base Unit	\$450.00 C
102-1008	Beacon Assy, 150BC 30K Conduit Base Unit	\$450.00 C
102-1013	Beacon Assy, 150BC 29K Conduit Base Unit	\$450.00 C
102-1029	Beacon Assy, 150BC 33K Conduit Base Unit	\$450.00 C
<b>150BWL</b>		
102-1298	Assy, Long Range Beacon 640HZ Base Unit	\$677.00 D
102-1299	Assy, Long Range Beacon 512HZ Base Unit	\$677.00 D
<b>150BCL</b>		
102-1304	Beacon Assy, 150BCL 29KHZ Base Unit	\$618.00 H
102-1295	Beacon Assy, 150BCL 30KHz Base Unit	\$588.00 H
102-1305	Beacon Assy, 150BCL 33KHZ Base Unit	\$618.00 H
<b>150 BEACON ADAPTERS</b>		
220-1108	KIT, FERRULE ADAPTER ASSEMBLY (Kit includes: Flexible adapter, 3/16" push rod adapter, 1/4" push rod adapter, 1/8" push rod adapter, Pull-back adapter and Epoxy)	\$96.31 C
220-2628	150BC/BW COUPLER SPRING ADAPTER KIT	\$155.25 C
220-2629	150BCL COUPLER SPRING ADAPTER KIT	\$155.25 C
220-2630	150BWL COUPLER SPRING ADAPTER KIT	\$155.25 C
<b>ACCESSORIES</b>		
220-2031	150BCL BATTERY CAP ASSEMBLY 3/8 THREAD	\$50.21 C
220-2032	BATTERY CAP ASSEMBLY	\$66.14 C
220-2033	150B BATTERY CAP ASSEMBLY	\$63.72 C

**SUGGESTED PRICE LIST  
(F.O.B. PERRY, OKLAHOMA)**
**Effective August 1, 2017**

PART NO.	DESCRIPTION	MSRP (USD)
<b>830 Series High Frequency Locator System</b>		
The 830 system is used to locate pipes and cables with simple operation and high performance. The advantage of this product is that it traces poor conductors, locates short lengths better, and it can be directly or inductively connected. The 830R receiver is used to detect a controlled signal applied to metallic pipes and cables with the 830T. Each unit will include operator manual, "D" cell batteries, direct connect leads and ground pin.		
<b>RECEIVERS</b>		
102-1420	830R Base Unit, Subsite	\$1,899.28 H
102-1421	830R + Power Base Unit, Subsite (60Hz, 120Hz, 180Hz OR 50Hz, 100Hz, 150Hz)	\$2,094.22 H
<b>Power Update</b>		
220-2088	830R Power Conversion Kit	\$309.34 H
<b>TRANSMITTER</b>		
102-1422	830T Base Unit, Subsite	\$1,219.77 H
<b>ACCESSORIES</b>		
220-2383	Carry Bag, W/ Blank Strap (830)	\$101.98 C
220-339	3 INCH CLAMP ASSY	\$306.97 C
220-292	5" CLAMP ASSEMBLY	\$364.54 C
220-455	CLAMP ASSEMBLY, 7 INCH	\$551.73 C
220-131	GROUNDING PIN	\$15.77 C
220-192	DIRECT CONNECT ASSEMBLY	\$73.38 C
222-2924	Boot, 830R Antenna	\$5.42 C
222-3070	BOOT, RUBBER, 830T ANTENNA	\$4.95 C
<b>900 SERIES LOCATOR ACCESSORIES</b>		
220-483	3 INCH CLAMP ASSEMBLY, 6 PIN	\$394.45 C
220-485	5 INCH CLAMP ASSY, 6 PIN	\$451.62 C
220-487	7 INCH CLAMP ASSY, 6 PIN	\$718.52 C
220-544	CONNECTOR REPAIR KIT	\$50.37 C
220-2383	Carry Bag, W/ Blank Strap (830)	\$101.98 C
220-442	STRAIGHT CABLE ASSY	\$178.13 C
220-488	COILED CABLE ASSY	\$169.94 C
220-373	Telephone lead adapter (alligator clip)	\$80.87 C
220-497	PHONE - DIRECT CONNECT, CABLE	\$193.76 C
220-496	CLAMP EXTENSION, CABLE ASSY	\$126.07 C
754-083	REPLACE OP MANUAL	\$7.78 A
754-062	950R/T OPERATORS MANUAL (USA)	\$7.78 A
754-069	950R/T OPERATORS MANUAL - FRE	\$7.72 A
754-068	950R/T OPERATORS MANUAL - GER	\$8.09 A
754-070	950R/T OPERATORS MANUAL - SPA	\$8.03 A

**SUGGESTED PRICE LIST  
(F.O.B. PERRY, OKLAHOMA)****Effective August 1, 2017**

PART NO.	DESCRIPTION	MSRP (USD)
----------	-------------	------------

**LIVE POWER ADAPTOR**

The LPA is an accessory to the 950T, 970T, 980T and 300T transmitter. The LPA's primary function is to place signals on live target lines. The LPA has the ability to connect the transmitters, without damaging the transmitter, to live lines up to 480 volts. The ability to hook to live lines is needed because power interruption is not always possible.

**LPA**

220-566	LIVE POWER ADAPTER	\$633.51 C
---------	--------------------	------------

**UPGRADE SERVICE (per each service)**

Upgrade service allows the user to later add a locator option (950R) at the current option price, plus the listed service fee.

218-901	UPGRADE SERVICE	\$123.30 H
---------	-----------------	------------

**Depth Calibration Check**

This service will verify that a 950R receiver with depth capability is within factory test field tolerances. The unit will be recalibrated if required. If unit repair is necessary to achieve calibration, the repair costs are not included in this service charge.

219-092	DEPTH CALIBRATION CHECK	\$186.00 H
---------	-------------------------	------------

**2550GR**

The 2550GR ground penetrating radar utilizes a unique dual-frequency antenna design (250MHz, 700MHz) that enables the user to simultaneously scan for non-metallic and metallic pipes in both shallow and deeper locations. The system provides a superior resolution and soil penetration to a depth up to 19 feet depending on soil conditions. There are two configurations of the 2550GR.

The base unit includes: antenna, battery, battery charger, software, and manual.

The base unit w/PC includes: Panasonic Toughbook PC, antenna, battery, battery charger, software and manual.

102-1638	2550GR BASE UNIT	\$21,525.00 B
----------	------------------	---------------

102-1640	2550GR W/ PC BASE UNIT	\$25,462.50 B
----------	------------------------	---------------

**ACCESSORIES**

220-2588	GPS MOUNT ASSY	\$207.00 C
----------	----------------	------------

**SUGGESTED PRICE LIST  
(F.O.B. PERRY, OKLAHOMA)****Effective August 1, 2017**

PART NO.	DESCRIPTION	MSRP (USD)
<b><u>Legacy Product Accessories</u></b>		
<b>250 SERIES CABLE AVOIDANCE SYSTEM ACCESSORIES</b>		
215-276	BATTERY (1.5V, C, ALKALINE)	\$2.67 C
220-131	GROUNDING PIN	\$15.77 C
220-373	Telephone lead adapter (alligator clip)	\$80.87 C
220-483	3 INCH CLAMP ASSEMBLY, 6 PIN	\$394.45 C
220-485	5 INCH CLAMP ASSY, 6 PIN	\$451.62 C
220-487	7 INCH CLAMP ASSY, 6 PIN	\$718.52 C
220-496	CLAMP EXTENSION, CABLE ASSY	\$126.07 C
220-497	PHONE - DIRECT CONNECT, CABLE	\$193.76 C
220-566	LIVE POWER ADAPTER	\$633.51 C
220-2383	Carry Bag, W/ Blank Strap (830)	\$101.98 C
222-132	CABLE ASSY, DIRECT CONNECT	\$173.26 C
222-169	300SR/T HARD CASE	\$360.33 C
<b>150 SERIES COMPACT LOCATOR SYSTEMS LOCATOR ACCESSORIES</b>		
222-1193	Bag, 150 Carry	\$32.93 C
220-339	3 INCH CLAMP ASSY	\$306.97 C
220-292	5" CLAMP ASSEMBLY	\$364.54 C
220-455	CLAMP ASSEMBLY, 7 INCH	\$551.73 C
220-566	LIVE POWER ADAPTER	\$633.51 C
220-131	GROUNDING PIN	\$15.77 C
220-192	DIRECT CONNECT ASSEMBLY	\$73.38 C

Changes since the July 1, 2017 price list:

Effective August 1, 2017

**SUGGESTED PRICE LIST  
(F.O.B. PERRY, OKLAHOMA)**

Effective August 1, 2017

PART NO.	DESCRIPTION	MSRP (USD)
----------	-------------	------------

**OnGrade**

**Ditch Witch® OnGrade™** is used in conjunction with horizontal directional drilling for the installation of gravity flow systems. The basic system includes the following: grade pole, extension pole, pole case, mounting plate ass'y, smart level, operation manual, grade laser, calibration fixture, job box, and elevating tripod.

**NOTE:** Requires 8500 Guidance system and 850 grade beacon (dual frequency is suggested).

**BASIC UNITS**

102-1342	OnGrade Basic Assembly Base Unit	\$29,231.40	C
102-1345	OnGrade Assembly (w/o Laser) Base Unit	\$27,037.50	C
102-1436	OnGrade Assembly (w/o Laser & Job Box)	\$21,679.00	C

**MEASURING RODS (Select one)**

222-2516	GRADE MEASURING ROD (20 FT)	\$179.00	C
222-2842	GRADE MEASURING ROD (5M)	\$159.00	C

**OPTIONS**

220-2046	Installed Pipe Inspection Package	\$3,344.58	C
----------	-----------------------------------	------------	---

**DOWNHOLE GRADE TOOLS**
**BEACON HOUSINGS (Select one)**

400-1258	3.375" 850B ELST HOUSING ASSEMBLY	\$2,523.23	C
400-1407	4.75" GRADE HSG ASSEMBLY	\$3,102.74	C

**TRANSITION SUBS (Select one)**

400-588	JT27M1 GRADE DRILLING SUB	\$861.24	C
400-589	JT40M1 GRADE DRILLING SUB	\$882.67	C

**ADAPTERS (Select one)**

400-1248	4.0" GRADE HSG STABILIZER 2.59-4FM	\$569.00	C
400-1302	5.0" GRADE HSG STABILIZER 2.59-4F/M	\$616.97	C
400-1408	6.0" GRADE STABLIZER	\$778.47	C
	Shipped with: 400-1364 STABILIZER WRENCH JAW	\$383.24	C
		\$1,161.71	

**SUGGESTED PRICE LIST  
(F.O.B. PERRY, OKLAHOMA)****Effective August 1, 2017**

PART NO.	DESCRIPTION	MSRP (USD)
<b>BITS (Select one)</b>		
<b>JT3020</b>		
400-1244	3.38" DRILL HEAD 2.25-6M/6-16	\$959.00 C
400-1246	4-6/16-75-00 GRADE TUFF BIT	\$308.00 C
400-1243	4.0" ST POCKET BIT HEAD	\$1,009.00 C
400-1239	4-2/16-P-TUFF BIT BLADE	\$204.97 C
<b>JT4020</b>		
400-1176	5-2/16-P-TUFF BIT BLADE	\$180.77 C
<b>JT100</b>		
400-1406	4.75" DRILL HEAD 3.5 API IF/6-20	\$1,175.10 C
400-1366	6-6/20-1-00 GRADE TUFF BIT	\$380.08 C
<b>BACKREAMERS (Optional)</b>		
400-1270	10" GRADE FLAIL (2.59-4F/40KSF)	\$2,057.94 C
400-1236	12" GRADE FLAIL (2.59-4F/40KSF)	\$2,079.57 C
400-1276	14" GRADE FLAIL (2.59-4F/40KSF)	\$2,120.77 C
400-1282	16" GRADE FLAIL (2.59-4F/40KSF)	\$2,223.77 C
400-1288	19" GRADE FLAIL (2.59-4F/40KSF)	\$2,388.57 C
400-1295	22" GRADE FLAIL (2.59-4F/40KSF)	\$2,522.47 C

**NOTE: TO PLACE ORDER, PLEASE CONTACT LARRY KINDSCHI OR YOUR REGIONAL MANAGER**



## **TRAILERS**

- **S2B**



CONFIDENTIAL

S2B

Changes since the July 1, 2017 price list:

Effective August 1, 2017



CONFIDENTIAL

S2B

**SUGGESTED PRICE LIST  
(F.O.B. PERRY, OKLAHOMA)****Effective August 1, 2017**

PART NO.	DESCRIPTION	MSRP (USD)
----------	-------------	------------

**S2B BASIC UNIT**

<b>025-1014</b>	S2B BASIC TRAILER (ORANGE)	\$985.88	Q
	Shipped with: 190-1779 S2B LIGHT KIT	\$234.68	Q
	190-1777 S2B FENDER KIT (ORANGE)	\$228.26	Q
	190-1778 S2B AXLE KIT	\$206.83	Q
	190-1780 S2B JACK AND CHAIN KIT	\$39.17	C
	190-1774 RAMP KIT	\$348.28	Q
	190-1776 RT12,RT16,RT20,RT24 Mount Kit	\$287.27	D
		\$2,330.37	

**S2B TIRES/WHEELS (Select one)**

205-1277	T/W (ST205/75R15, C)	2 required	\$212.79	425.58	C
----------	----------------------	------------	----------	--------	---

**ACCESSORIES (Optional)**

190-1775	BFB MOUNT KIT	\$264.44	D
190-2620	MOUNT KIT, CX SERIES	\$277.07	D
190-2621	MOUNT KIT, C SERIES	\$277.07	D

**INSTALLATION CHARGES**

Additional charge for factory installed attachments and accessories

Install ramp and fenders \$320.00 A

Install backfill blade mount kit \$80.00 A

**SPECIAL PAINT**

Special color charge is per each unit - specify color code. (If first time color order, please provide 2"x3" color chip.)

From the time of confirmation, any special paint order is non-cancelable and non-returnable.

Please allow 30 days from time of order to delivery.

Orders with less than 30 days from order to delivery are subject to applicable surcharge(s).

Prices do not include the application of special or branded paints; i.e.) DuPont, Sherwin-Williams, PPG, metallic or base coat / clear coat.

Charges do not include price of paint.

Call for Pricing A

**OTHER**

- **CHANGES**



CONFIDENTIAL

# Changes

Effective August 1, 2017

## Changes since the July 1, 2017 price list:

- See changes on models
  - JT10
  - AT30
  - AT60
  - AT100
  - FX50 (Highly Regulated)
- See changes on SK ATTACHMENTS
- See changes on LOCATORS
- See changes on Chain Assemblies

## **EXTENDED WARRANTY**

- **Equipment Warranty**
- **Electronics Warranty**



CONFIDENTIAL

## Equipment Warranties

Prices are in US Dollars

## EXTENDED WARRANTIES

Effective August 1, 2017

MODEL	PART #	1 YR. EXT. WARRANTY	PART #	2 YR. EXT. WARRANTY
<b>TRENCHLESS</b>				
JT5	799-1099	\$2,044.55	799-1100	\$3,568.95
JT922	799-1039	\$2,660.00	799-1040	\$4,530.00
JT9	799-1252	\$3,129.00	799-1253	\$5,329.00
JT10	799-1252	\$3,129.00	799-1253	\$5,329.00
JT20	799-1186	\$4,403.25	799-1187	\$7,338.75
JT25	799-1177	\$7,709.55	799-1178	\$10,794.40
JT30	799-1126	\$8,631.40	799-1127	\$12,169.45
AT30	799-1128	\$10,274.25	799-1129	\$14,059.50
JT40	799-1391	\$11,900.00	799-1392	\$16,600.00
JT60	799-1200	\$24,514.00	799-1201	\$37,492.00
AT60	799-1203	\$26,574.00	799-1204	\$39,861.00
JT100	799-1080	\$35,148.75	799-1081	\$56,238.00
AT100	799-1086	\$36,312.65	799-1087	\$58,133.20
<b>VACS / FMS</b>				
MV800	799-1255	\$2,257.50	799-1256	\$3,386.25
FX20	799-1058	\$1,390.50	799-1059	\$2,085.75
FX25	799-1097	\$1,545.00	799-1098	\$2,317.50
FX30	799-084	\$1,838.55	799-085	\$2,595.60
FX50	799-1106	\$2,008.50	799-1107	\$2,992.15
FX60 / FXT60	799-106	\$2,163.00	799-107	\$3,218.75
FX65	799-1276	\$3,450.00	799-1277	\$4,930.00
FXT30	799-1248	\$2,625.00	799-1249	\$4,525.00
FXT50	799-1250	\$3,168.00	799-1251	\$5,188.00
FXT65	799-1278	\$4,265.00	799-1279	\$6,635.00
FT5	799-104	\$369.20		
FM5	799-124	\$171.60		
FM13V	799-1038	\$473.20		
FM25	799-1057	\$1,461.20	799-1090	\$2,338.96
MR90	799-1271	\$3,250.00	799-1272	\$5,150.00
<b>CUE</b>				
R300	799-1055	\$1,102.50	799-1056	\$1,606.50
SK600	799-1413	\$1,161.00	799-1414	\$1,462.00
SK750 / SK752	799-1120	\$1,254.60	799-1121	\$1,887.00
SK755	799-1122	\$1,230.00	799-1123	\$1,850.00
SK800	799-1428	\$1,486.00	799-1429	\$1,870.00
SK850	799-1259	\$1,762.98	799-1260	\$2,056.81
SK1050	799-1418	\$1,762.98	799-1419	\$2,056.81
SK1550	799-1433	\$2,315.00	799-1434	\$2,675.00

Supersedes All Previous Price Lists---Prices Subject to Change Without Notice

The Charles Machine Works, Inc.; PO Box 66; Perry, OK 73077

(Equipment Warranties - 626)



CONFIDENTIAL

## Equipment Warranties

## EXTENDED WARRANTIES (Continued)

Effective August 1, 2017

MODEL	PART #	1 YR. EXT. WARRANTY	PART #	2 YR. EXT. WARRANTY
<b>TRENCHERS</b>				
C12	799-1288	\$267.00	799-1289	\$445.00
C14	799-1284	\$249.00	799-1285	\$415.00
C16	799-1292	\$291.00	799-1293	\$485.00
C16X	799-1296	\$330.00	799-1297	\$545.00
C24X	799-1300	\$405.00	799-1301	\$670.00
C30X	799-1304	\$435.00	799-1305	\$725.00
ST37X	799-1423	\$1,993.00	799-1424	\$2,337.00
RT12 / RT16	799-1071	\$519.75		
RT20 / RT24	799-1095	\$677.25	799-1096	\$1,081.50
100SXH	799-075	\$441.00		
VP30	799-1438	\$895.00	799-1439	\$1,314.00
410SX	799-166	\$955.50	799-167	\$1,491.00
RT30	799-1124	\$1,095.00	799-1125	\$1,800.00
RT45	799-1088	\$1,210.00	799-1089	\$1,945.00
RT55	799-133	\$2,085.00	799-134	\$3,310.00
RT80T4	799-1308	\$3,300.00	799-1309	\$6,500.00
RT80Q	799-1108	\$4,201.37	799-1109	\$7,382.01
RT100	799-1184	\$3,332.05	799-1185	\$5,289.05
RT105	799-1312	\$3,955.00	799-1313	\$6,590.00
RT115H	799-094	\$3,480.00	799-095	\$5,505.00
RT115Q	799-1093	\$4,665.00	799-1094	\$7,770.00
RT120	799-1179	\$4,289.95	799-1180	\$7,153.35
RT120Q	799-1182	\$5,047.00	799-1183	\$8,430.55
RT125	799-1316	\$4,275.00	799-1317	\$7,125.00
RT125Q	799-1320	\$5,115.00	799-1321	\$8,525.00



## EXTENDED WARRANTIES

**Warranty:** Generally, Ditch Witch® receivers, remote displays, locators, and transmitters have a twelve (12) month warranty. Ditch Witch® beacons have a six (6) month warranty. Refer to individual product manuals for specific warranty information.

**Coverage:** Policy covers defects in material or workmanship using original warranty guidelines. Owner is responsible for inbound freight, and Ditch Witch® will pay outbound freight. Countries that require duties, import fees, etc. are not covered under extended warranty. There are no provisions under extended warranty for software enhancements or batteries.

**Registration:** Extended warranty purchased after the sale, contact Technical Service Department within the first 12 months of ownership. Extended warranty purchased at the time of sale, please note on the front of the registration card that the customer is purchasing extended warranty. Ditch Witch® will bill the dealership and load information into the data bank.

MODEL	PART #	1 YR. EXT. WARRANTY	PART #	2 YR. EXT. WARRANTY
<b>GUIDANCE SYSTEMS</b>				
750 Tracker	799-1003	\$579.00	221-497	\$900.62
752 Tracker	799-1004	\$579.00	222-675	\$882.96
750 Display	799-1005	\$350.00	221-498	\$552.68
752 Display	799-1006	\$350.00	222-676	\$541.84
8500 Tracker	799-1076	\$895.00	799-1077	\$1,425.00
8500 Display	799-1078	\$450.00	799-1079	\$675.00
TK, TKD, & TKQ	799-1171	\$1,240.00	799-1172	\$1,860.00
TD & TDR	799-1173	\$455.00	799-1174	\$682.50
TK RECON	799-1409	\$1,240.00	799-1410	\$1,860.00
TD/TDR RECON	799-1411	\$455.00	799-1412	\$685.00
<b>LOCATORS</b>				
950 Receiver & 910 Receiver	799-1001	\$175.00	219-675	\$297.02
910T, 950T, & 970T Transmitter	799-1002	\$135.00	219-676	\$232.32
150R Receiver	799-1060	\$49.00	799-1061	\$79.00
150T Transmitter	799-1066	\$42.00	799-1067	\$67.00
250R Receiver	799-1062	\$93.00	799-1063	\$149.00
250T Transmitter	799-1068	\$75.00	799-1069	\$120.00
980T, 980FT, & 980SFP	799-1082	\$179.00	799-1083	\$295.00
830 Receiver	799-1101	\$185.00	799-1102	\$260.00
830 Transmitter	799-1103	\$95.00	799-1105	\$155.00
Utiliguard Receiver	799-1188	\$230.00	799-1189	\$245.00
Utiliguard Transmitter	799-1194	\$190.00	799-1195	\$210.00



CONFIDENTIAL

## Booms - Compact Equip

Changes since the July 1, 2017 price list:

Effective August 1, 2017



CONFIDENTIAL

## Booms - Compact Equip

## SUGGESTED PRICE LIST

(F.O.B. PERRY, OKLAHOMA)

Effective August 1, 2017

PART NO.	DESCRIPTION	MSRP (USD)	RT30	H400	1TRH	1TRI	1TR4	SK3TR	SK4TR	SK5TR	SK5TW
141-775	18" BOOM ASM (35K)	\$409.97						•			
141-792	ROLLER BOOM ASS'Y (24")	\$443.94	•	•	•	•	•	•	•	•	•
141-793	ROLLER BOOM ASS'Y (30")	\$515.40	•	•	•	•	•		•	•	•
141-791	ROLLER BOOM ASS'Y (36")	\$537.63	•	•	•	•	•		•	•	•
140-1240	ROLLER BOOM ASS'Y (42")	\$550.78	•								
140-531	ROLLER BOOM ASS'Y (48")	\$578.37	•		•	•	•		•		•
141-794	GREASE BOOM ASS'Y (24")	\$718.03	•	•	•	•	•	•	•	•	•
141-795	GREASE BOOM ASS'Y (30")	\$754.34	•	•	•	•	•		•	•	•
141-796	GREASE BOOM ASS'Y (36")	\$795.33	•	•	•	•	•		•	•	•
140-1110	RELUBRICABLE - ROLLER BOOM ASS'Y (18")	\$409.97						•			
140-1112	RELUBRICABLE - ROLLER BOOM ASS'Y (24")	\$443.94	•	•	•	•	•	•	•	•	•
140-1113	RELUBRICABLE - ROLLER BOOM ASS'Y (30")	\$515.40	•	•	•	•	•		•	•	•
140-1111	RELUBRICABLE - ROLLER BOOM ASS'Y (36")	\$537.63	•	•	•	•	•		•	•	•
140-1106	RELUBRICABLE - ROLLER BOOM ASS'Y (48")	\$578.37	•		•	•	•		•		•
140-1114	RELUBRICABLE - GREASE BOOM ASS'Y (24")	\$718.03	•	•	•	•	•	•	•	•	•
140-1115	RELUBRICABLE - GREASE BOOM ASS'Y (30")	\$754.34	•	•	•	•	•		•	•	•
140-1116	RELUBRICABLE - GREASE BOOM ASS'Y (36")	\$795.33	•	•	•	•	•		•	•	•
140-1162	24" SPLIT BOOM ASSY, ROLLER	\$330.02		•	•	•	•	•	•	•	•
140-1163	30" SPLIT BOOM ASSY, ROLLER	\$385.21		•	•	•	•		•	•	•
140-1334	36" SPLIT BOOM ASSY, ROLLER-SEALED	\$412.57			•	•	•		•	•	•
140-1333	36" SPLIT BOOM ASSY, ROLLER-GREASABLE	\$412.57			•	•	•		•	•	•
140-1122	RELUBRICABLE - 24" SPLIT BOOM ASSY, ROLL	\$330.02		•	•	•	•	•	•	•	•
140-1123	RELUBRICABLE - 30" SPLIT BOOM ASSY, ROLL	\$385.21		•	•	•	•		•	•	•
140-060	SPROCKET BOOM (36")	\$584.50		•	•	•	•		•	•	•
140-1328	36" SPLIT BOOM ASSEMBLY, SPROCKET	\$412.57			•	•	•		•	•	•
140-1310	24" SPLIT BOOM ASSY, SPROCKET-SEALED	\$330.02			•	•	•	•	•	•	•
140-1311	30" SPLIT BOOM ASSEMBLY, SPROCKET-SEALED	\$385.21			•	•	•		•	•	•
140-1332	36" SPLIT BOOM ASSY, SPROCKET, SEALED	\$412.57			•	•	•		•	•	•
140-1100	30" SPLIT BOOM ASSEMBLY, SPROCKET-GREASA	\$385.21		•	•	•	•		•	•	•
140-1101	24" SPLIT BOOM ASSY, SPROCKET-GREASABLE	\$330.02		•	•	•	•	•	•	•	•
140-1302	LOW PROFILE SPROCKET BOOM, SEALED (24")	\$443.94	•		•	•	•	•	•	•	•
140-1287	LOW PROFILE SPROCKET BOOM, SEALED (30")	\$515.40	•		•	•	•		•	•	•
140-1288	LOW PROFILE SPROCKET BOOM, SEALED (36")	\$537.63	•		•	•	•		•	•	•
140-1306	LOW PROFILE SPROCKET BOOM, SEALED (48")	\$578.37	•		•	•	•		•		•
140-1303	LOW PROFILE SPRKT BOOM,GREASABLE (24")	\$443.94	•		•	•	•	•	•	•	•
140-1292	LOW PROFILE SPRKT BOOM,GREASABLE (30")	\$515.40	•		•	•	•		•	•	•
140-1293	LOW PROFILE SPRKT BOOM,GREASABLE (36")	\$537.63	•		•	•	•		•	•	•
140-1307	LOW PROFILE SPRKT BOOM,GREASABLE (48")	\$578.37	•		•	•	•		•		•
140-1318	GREASE BOOM ASSY (24"), SPROCKET	\$718.03			•	•	•	•	•	•	•
140-1319	GREASE BOOM ASSY (30"), SPROCKET	\$754.34			•	•	•		•	•	•
140-1327	GREASE BOOM ASSY (36"), SPROCKET	\$795.33			•	•	•		•	•	•

Supersedes All Previous Price Lists---Prices Subject to Change Without Notice

The Charles Machine Works, Inc.; PO Box 66; Perry, OK 73077

(Booms - Compact Equip - 630)



CONFIDENTIAL

## Booms - Compact Equip

## SUGGESTED PRICE LIST

(F.O.B. PERRY, OKLAHOMA)

Effective August 1, 2017

PART NO.	DESCRIPTION	MSRP (USD)	C12	C14	C16	C16X	C24X	C30X	SK15TR
140-1394	18" BOOM ASM (19K)	\$408.00	•	•	•	•	•	•	
140-1395	24" BOOM ASM (19K)	\$459.00	•	•	•	•	•	•	
140-1418	30" BOOM ASM (19K)	\$510.00			•	•	•	•	
140-1403	36" BOOM ASM (19K)	\$520.20				•	•	•	
140-1205	24" BOOM ASM (35K)	\$535.50	•	•	•	•	•	•	•
140-1206	30" BOOM ASM (35K)	\$601.80			•	•	•	•	•
140-1207	36" BOOM ASM (35K)	\$623.22				•	•	•	•
140-1397	48" BOOM ASM (35K)	\$663.00						•	•

Supersedes All Previous Price Lists---Prices Subject to Change Without Notice

The Charles Machine Works, Inc.; PO Box 66; Perry, OK 73077

(Booms - Compact Equip - 631)



CONFIDENTIAL

## Chain Assemblies

Changes since the July 1, 2017 price list:

Effective August 1, 2017

- Added:

135-1515 110K 2P ALG W-O 70P 6.0" (NON-IND)



CONFIDENTIAL

## Chain Assemblies

SUGGESTED PRICE LIST  
(F.O.B. PERRY, OKLAHOMA)

Effective August 1, 2017

19K

PART NO.	DESCRIPTION	MSRP (USD)		C12 C14 C16	C16X C24X C30X	1TRH 1TRI	1TR4	SK3TR	SK4TR	SK5TR	SK5TW
135-1517	19K 4P DURA 40P 3.5	\$238.00	D	•	•						
135-1521	19K 4P DURA 46P 3.5	\$285.00	D	•	•						
135-1527	19K 4P DURA 52P 3.5	\$310.00	D	•	•						
135-1538	19K 4P DURA 58P 3.5	\$346.00	D	•	•						
135-1519	19K 2P SHARK 40P 3.5	\$454.00	D	•	•						
135-1522	19K 2P SHARK 46P 3.5	\$527.00	D	•	•						
135-1529	19K 2P SHARK 52P 3.5	\$603.00	D	•	•						
135-1539	19K 2P SHARK 58P 3.5	\$678.00	D	•	•						
135-1518	19K 2P DURA/SHARK 40P 3.5	\$407.00	D	•	•						
135-1520	19K 2P DURA/SHARK 46P 3.5	\$467.00	D	•	•						
135-1528	19K 2P DURA/SHARK 52P 3.5	\$487.00	D	•	•						
135-1536	19K 2P DURA/SHARK 58P 3.5	\$581.00	D	•	•						

**SUGGESTED PRICE LIST  
(F.O.B. PERRY, OKLAHOMA)**

Effective August 1, 2017

## 33K

PART NO.	DESCRIPTION	MSRP (USD)		H400	1TRH 1TRI	1TR4	SK3TR	SK4TR	SK5TR	SK5TW
131-401	33K 2P CMB DUR/ALG B 52P 4.4	\$576.85	D	•			•		•	
131-406	33K 2P CMB DUR/ALG B 62P 4.4	\$751.00	D	•						
131-402	33K 2P CMB DUR/ALG B 68P 4.4	\$820.38	D	•						
131-409	33K 2P CMB DUR/SHK B 52P 4.4	\$572.34	D	•	•	•	•	•	•	
131-414	33K 2P CMB DUR/SHK B 62P 4.4	\$675.66	D	•	•	•		•	•	
131-410	33K 2P CMB DUR/SHK B 68P 4.4	\$748.45	D	•	•	•		•	•	
131-411	33K 2P CMB DUR/SHK B 84P 4.4	\$910.36	D		•	•		•		
133-150	33K 2P ALG B/O 52P 4.0	\$717.73	D	•			•		•	
133-148	33K 2P SHK B/O 52P 4.0	\$623.80	D	•			•		•	
133-153	33K 2P SHK B/O 62P 4.0	\$811.40	D	•					•	
133-149	33K 2P SHK B/O 68P 4.0	\$1,059.06	D	•					•	
131-292	33K 2P DURA 44P 4.4	\$347.34	D				•			
133-024	33K 2P DURA 52P 4.4	\$421.08	D	•	•	•	•	•	•	
133-023	33K 2P DURA 52P 6.4	\$495.00	D	•	•	•	•	•	•	
133-021	33K 2P DURA 62P 4.4	\$504.52	D	•	•	•		•	•	
133-022	33K 2P DURA 62P 6.4	\$553.10	D	•						
133-025	33K 2P DURA 68P 4.4	\$540.32	D	•	•	•		•	•	•
133-027	33K 2P DURA 68P 6.4	\$550.82	D	•	•	•		•	•	•
133-026	33K 2P DURA 84P 4.4	\$683.81	D		•	•		•		
133-029	33K 4P DURA 52P 3.6	\$321.86	D	•	•	•	•	•	•	
133-030	33K 4P DURA 52P 4.4	\$321.86	D	•	•	•	•	•	•	
133-031	33K 4P DURA 52P 6.4	\$419.02	D	•	•	•	•	•	•	
133-033	33K 4P DURA 52P 10.0	\$521.91	D			•		•		
131-295	33K 4P DURA 60P 12.0	\$710.84	D							•
133-080	33K 4P DURA 62P 3.6	\$385.02	D	•	•	•		•	•	
133-081	33K 4P DURA 62P 4.4	\$385.02	D	•	•	•		•	•	
133-082	33K 4P DURA 62P 6.4	\$453.98	D	•	•	•		•	•	
133-039	33K 4P DURA 68P 3.6	\$421.09	D	•	•	•		•	•	
133-040	33K 4P DURA 68P 4.4	\$421.09	D	•	•	•		•	•	
133-041	33K 4P DURA 68P 6.4	\$479.59	D	•	•	•		•	•	
133-042	33K 4P DURA 68P 8.0	\$595.47	D		•	•		•		
133-043	33K 4P DURA 68P 10.0	\$762.80	D			•		•		•
133-044	33K 4P DURA 68P 12.0	\$779.74	D			•		•		
131-298	33K 4P DURA 74P 8.0	\$695.38	D							•
133-050	33K 4P DURA 84P 4.3	\$685.01	D		•	•		•		
133-051	33K 4P DURA 84P 6.4	\$595.82	D		•	•		•		
133-052	33K 4P DURA 84P 8.0	\$717.56	D		•	•		•		
131-299	33K 4P DURA 90P 6.0	\$642.43	D							•
131-259	INSERT BIT - CARBIDE TIPPED	\$7.47	D	•			•		•	•



CONFIDENTIAL

## Chain Assemblies

SUGGESTED PRICE LIST  
(F.O.B. PERRY, OKLAHOMA)

Effective August 1, 2017

35K

PART NO.	DESCRIPTION	MSRP (USD)		C12 C14 C16	C16X C24X	C30X
137-229	35K 2P CMB DUR/ALG B 52P 4.6	\$629.87	D	•	•	•
137-230	35K 2P CMB DUR/ALG B 62P 4.6	\$741.45	D	•	•	•
137-231	35K 2P CMB DUR/ALG B 68P 4.6	\$882.22	D		•	•
135-1456	35K 2P CMB DUR/ALG B 78P 4.6	\$1,012.06	D			
135-1457	35K 2P DURA/ALG B/O COM 78P 6.6	\$1,080.39	D			
137-232	35K 2P CMB DUR/ALG B 84P 4.6	\$1,234.50	D			•
137-233	35K 2P CMB DUR/SHK B 52P 4.6	\$612.35	D	•	•	•
135-1021	35K 2P CMB DURA/SHK B 52P 6.6	\$685.23	D	•	•	•
135-1633	35K 62 PITCH X 6" 50/50 SHARK/DURA	\$953.00	D	•	•	•
137-235	35K 2P CMB DUR/SHK B 62P 4.6	\$699.35	D	•	•	•
137-236	35K 2P CMB DUR/SHK B 68P 4.6	\$786.26	D		•	•
135-1445	35K 2P SHK B/O COM 68P 6.0	\$864.84	D		•	•
135-1454	35K 2P CMB DUR/SHK B 78P 4.6	\$925.21	D			
135-1455	35K 2P CMB DUR/SHK B 78P 6.6	\$990.14	D			
137-237	35K 2P CMB DUR/SHK B 84P 4.6	\$946.54	D			•
137-223	35K 2P ALG B/O 52P 4.3	\$717.73	D	•	•	•
137-224	35K 2P ALG B/O 62P 4.3	\$800.55	D	•	•	•
137-225	35K 2P ALG B/O 68P 4.3	\$828.16	D		•	•
135-1600	35K 2P DURA 44P 4.4	\$481.85	D	•	•	•
137-218	35K 2P DURA 52P 4.6	\$531.70	D	•	•	•
137-217	35K 2P DURA 52P 6.6	\$698.55	D	•	•	•
137-215	35K 2P DURA 62P 4.6	\$562.72	D	•	•	•
137-216	35K 2P DURA 62P 6.6	\$695.17	D	•	•	•
137-219	35K 2P DURA 68P 4.6	\$568.71	D		•	•
137-221	35K 2P DURA 68P 6.6	\$647.36	D		•	•
135-1450	35K 2P DURA 78P 4.6	\$729.26	D			
135-1451	35K 2P DURA 78P 6.6	\$901.25	D			
137-220	35K 2P DURA 84P 4.6	\$785.33	D			•
137-222	35K 2P DURA 84P 6.6	\$970.57	D			•
135-1601	35K 4P DURA 52P 4.4	\$451.30	D	•	•	•
135-1605	35K 4P DURA 52P 6.4	\$512.13	D	•	•	•
135-1602	35K 4P DURA 62P 4.4	\$512.07	D	•	•	•
135-1606	35K 4P DURA 62P 6.4	\$593.27	D	•	•	•
135-1603	35K 4P DURA 68P 4.4	\$557.28	D		•	•
135-1607	35K 4P DURA 68P 6.4	\$638.40	D		•	•
135-1604	35K 4P DURA 84P 4.4	\$663.28	D			•
135-1608	35K 4P DURA 84P 6.4	\$764.72	D			•
137-226	35K 2P SHK B/O 52P 4.3	\$661.28	D	•	•	•
137-227	35K 2P SHK B/O 62P 4.3	\$836.08	D	•	•	•
137-228	35K 2P SHK B/O 68P 4.3	\$864.76	D		•	•





CONFIDENTIAL

## Chain Assemblies

SUGGESTED PRICE LIST  
(F.O.B. PERRY, OKLAHOMA)

Effective August 1, 2017

## 35K (Continued)

PART NO.	DESCRIPTION	MSRP (USD)		C12 C14 C16	C16X C24X	C30X
131-146	35K 2P SHK II W-O 52P 4.3	\$793.35	D	•	•	•
131-180	35K 2P SHK II W-O 52P 6.0	\$809.58	D	•	•	•
131-320	35K 2P SHK II W-O 62P 4.3	\$946.18	D	•	•	•
131-321	35K 2P SHK II W-O 62P 6.0	\$967.15	D	•	•	•
131-148	35K 2P SHK II W-O 68P 4.3	\$1,037.77	D		•	•
131-182	35K 2P SHK II W-O 68P 6.0	\$1,059.96	D		•	•
135-1458	35K 2P SHK II W-O 78P 4.3"	\$1,098.35	D			
135-1459	35K 2P SHK II W-O 78P 6.0"	\$1,145.97	D			
131-149	35K 2P SHK II W-O 84P 4.3	\$1,281.92	D			•
131-183	35K 2P SHK II W-O 84P 6.0	\$1,308.52	D			•
131-164	35K SHARK II REPAIR STATION	\$40.13	D			
131-259	INSERT BIT - CARBIDE TIPPED	\$7.47	D	•	•	•

**SUGGESTED PRICE LIST**  
**(F.O.B. PERRY, OKLAHOMA)**

Effective August 1, 2017

## 35K (Continued)

PART NO.	DESCRIPTION	MSRP (USD)		RT30	H400	1 TRH 1TRI 1TR4	SK3TR	SK4TR	SK5TR	SK5TW	SK15TR
137-229	35K 2P CMB DUR/ALG B 52P 4.6	\$629.87	D	•	•		•		•		•
137-230	35K 2P CMB DUR/ALG B 62P 4.6	\$741.45	D	•	•						•
137-231	35K 2P CMB DUR/ALG B 68P 4.6	\$882.22	D	•	•				•	•	•
135-1456	35K 2P CMB DUR/ALG B 78P 4.6	\$1,012.06	D	•							
135-1457	35K 2P DURA/ALG B/O COM 78P 6.6	\$1,080.39	D	•							
137-232	35K 2P CMB DUR/ALG B 84P 4.6	\$1,234.50	D	•							•
137-233	35K 2P CMB DUR/SHK B 52P 4.6	\$612.35	D	•	•	•	•	•	•		•
135-1021	35K 2P CMB DURA/SHK B 52P 6.6	\$685.23	D	•	•		•		•	•	•
135-1633	35K 62 PITCH X 6" 50/50 SHARK/DURA	\$953.00	D	•	•	•		•	•		
137-235	35K 2P CMB DUR/SHK B 62P 4.6	\$699.35	D	•	•	•		•	•		•
137-236	35K 2P CMB DUR/SHK B 68P 4.6	\$786.26	D	•	•	•		•	•		•
135-1445	35K 2P SHK B/O COM 68P 6.0	\$864.84	D	•							•
135-1454	35K 2P CMB DUR/SHK B 78P 4.6	\$925.21	D	•							
135-1455	35K 2P CMB DUR/SHK B 78P 6.6	\$990.14	D	•							
137-237	35K 2P CMB DUR/SHK B 84P 4.6	\$946.54	D	•		•		•			•
137-223	35K 2P ALG B/O 52P 4.3	\$717.73	D		•		•		•		•
137-224	35K 2P ALG B/O 62P 4.3	\$800.55	D		•					•	•
137-225	35K 2P ALG B/O 68P 4.3	\$828.16	D		•						•
135-1600	35K 2P DURA 44P 4.4	\$481.85	D								
137-218	35K 2P DURA 52P 4.6	\$531.70	D	•	•	•	•	•	•		•
137-217	35K 2P DURA 52P 6.6	\$698.55	D	•	•	•	•	•	•		•
137-215	35K 2P DURA 62P 4.6	\$562.72	D	•	•	•		•	•	•	•
137-216	35K 2P DURA 62P 6.6	\$695.17	D	•	•	•		•	•	•	•
137-219	35K 2P DURA 68P 4.6	\$568.71	D	•	•	•		•	•	•	•
137-221	35K 2P DURA 68P 6.6	\$647.36	D	•	•	•		•	•	•	•
135-1450	35K 2P DURA 78P 4.6	\$729.26	D	•							
135-1451	35K 2P DURA 78P 6.6	\$901.25	D	•							
137-220	35K 2P DURA 84P 4.6	\$785.33	D	•		•		•			•
137-222	35K 2P DURA 84P 6.6	\$970.57	D	•		•		•			•
135-1601	35K 4P DURA 52P 4.4	\$451.30	D								•
135-1605	35K 4P DURA 52P 6.4	\$512.13	D								•
135-1602	35K 4P DURA 62P 4.4	\$512.07	D								•
135-1606	35K 4P DURA 62P 6.4	\$593.27	D								•
135-1603	35K 4P DURA 68P 4.4	\$557.28	D								•
135-1607	35K 4P DURA 68P 6.4	\$638.40	D								•
135-1604	35K 4P DURA 84P 4.4	\$663.28	D								•
135-1608	35K 4P DURA 84P 6.4	\$764.72	D								•
137-226	35K 2P SHK B/O 52P 4.3	\$661.28	D		•		•		•		•
137-227	35K 2P SHK B/O 62P 4.3	\$836.08	D		•						•
137-228	35K 2P SHK B/O 68P 4.3	\$864.76	D		•						•

**SUGGESTED PRICE LIST  
(F.O.B. PERRY, OKLAHOMA)**

Effective August 1, 2017

**35K (Continued)**

PART NO.	DESCRIPTION	MSRP (USD)		RT30	H400	1 TRH 1TRI 1TR4	SK3TR	SK4TR	SK5TR	SK5TW	SK15TR
131-146	35K 2P SHK II W-O 52P 4.3	\$793.35	D	•	•	•	•	•	•		•
131-180	35K 2P SHK II W-O 52P 6.0	\$809.58	D	•	•	•	•	•	•		•
131-320	35K 2P SHK II W-O 62P 4.3	\$946.18	D	•	•	•		•	•		•
131-321	35K 2P SHK II W-O 62P 6.0	\$967.15	D	•	•						•
131-148	35K 2P SHK II W-O 68P 4.3	\$1,037.77	D	•	•	•		•	•		•
131-182	35K 2P SHK II W-O 68P 6.0	\$1,059.96	D	•	•	•		•	•		•
135-1458	35K 2P SHK II W-O 78P 4.3"	\$1,098.35	D	•							
135-1459	35K 2P SHK II W-O 78P 6.0"	\$1,145.97	D	•							
131-149	35K 2P SHK II W-O 84P 4.3	\$1,281.92	D	•		•		•			•
131-183	35K 2P SHK II W-O 84P 6.0	\$1,308.52	D	•		•		•			•
131-164	35K SHARK II REPAIR STATION	\$40.13	D	•	•	•	•	•	•		
131-259	INSERT BIT - CARBIDE TIPPED	\$7.47	D	•	•		•		•	•	•

**SUGGESTED PRICE LIST  
(F.O.B. PERRY, OKLAHOMA)**

Effective August 1, 2017

**50K**

PART NO.	DESCRIPTION	MSRP (USD)		H313	H314	H350	H516 H553
131-404	50K 2P CMB DURA/ALG 80P 6.0	\$1,740.20	D	•			
131-405	50K 2P CMB DURA/ALG 84P 6.0	\$1,905.44	D	•	•	•	•
131-408	50K 2P CMB DURA/ALG 96P 6.0	\$2,088.19	D	•	•	•	•
131-412	50K 2P CMB DURA/SHK B 80P 6.0"	\$1,592.51	D	•			
131-413	50K 2P DURA/SHK B 84P 6.0"	\$1,672.15	D	•	•	•	
131-416	50K 2P DURA/SHK B 96P 6.0	\$1,882.42	D	•	•	•	
135-337	50K 2P ALG 84P 5.3"	\$2,042.78	D	•	•	•	•
138-225	50K 2P ALG 96P 5.3	\$2,180.81	D	•	•	•	•
131-050	50K 2P ALG W/O 80P 6.0	\$1,971.00	D	•			
131-096	50K 2P ALG W/O 84P 6.0	\$2,018.83	D		•	•	
131-097	50K 2P ALG W/O 96P 6.0	\$2,207.30	D	•	•	•	
133-290	50K 2P DURA 72P 6.1"	\$1,092.10	D	•			
133-359	50K 2P DURA 80P 6.1"	\$912.38	D	•			
131-012	50K 2P DURA 80P 8.75"	\$1,126.19	D	•			
133-356	50K 2P DURA 84P 5.1"	\$1,341.45	D				•
133-325	50K 2P DURA 84P 6.1"	\$957.99	D	•	•	•	•
131-015	50K 2P DURA 84P 8.75"	\$1,182.51	D	•	•	•	
133-294	50K 2P DURA 88P 6.1"	\$1,003.62	D	•			
133-331	50K 2P DURA 96P 5.1"	\$1,082.35	D				•
133-291	50K 2P DURA 96P 6.1"	\$1,094.87	D	•	•	•	•
133-292	50K 2P DURA 108P 6.1"	\$1,317.80	D	•			
132-303	50K 2P ALG 84P 5.3"	\$1,853.87	D	•	•	•	
131-172	50K 2P SHK II W-O 80P 6.0	\$1,848.35	D	•			
131-173	50K 2P SHK II W-O 84P 6.0	\$2,020.53	D	•	•	•	•
131-174	50K 2P SHK II W-O 96P 6.0	\$2,189.27	D	•	•	•	•
133-240	50K 4P DURA 72P 5.1"	\$818.79	D	•		•	
133-246	50K 4P DURA 80P 6.1"	\$725.60	D	•		•	
133-247	50K 4P DURA 80P 8.6"	\$863.73	D	•		•	
133-357	50K 4P DURA 84P 5.1"	\$799.98	D				•
133-326	50K 4P DURA 84P 6.1"	\$761.87	D	•	•	•	•
133-327	50K 4P DURA 84P 8.6"	\$906.89	D	•	•	•	•
133-328	50K 4P DURA 84P 10.1"	\$1,013.55	D				•
133-329	50K 4P DURA 84P 12.1"	\$1,016.34	D				•
133-317	50K 4P DURA 96P 5.1"	\$1,025.49	D				•
133-250	50K 4P DURA 96P 6.1"	\$870.72	D	•	•	•	•
133-251	50K 4P DURA 96P 8.6"	\$1,070.55	D	•	•	•	•
133-252	50K 4P DURA 96P 12.1"	\$1,161.52	D				•
133-260	50K 4P DURA 108P 6.2"	\$979.57	D	•			
136-100	CAP BIT	\$10.25	D	•	•	•	•
136-101	INSERT BIT	\$6.87	D	•	•	•	•
136-102	INSERT BIT	\$8.36	D	•	•	•	•



CONFIDENTIAL

## Chain Assemblies

SUGGESTED PRICE LIST  
(F.O.B. PERRY, OKLAHOMA)

Effective August 1, 2017

70K

PART NO.	DESCRIPTION	MSRP (USD)		H516 H553	H810	H813	H910 H911	M910 M912	CT100M DT100M	CT120H ST120H	H853 H952 H1052	PT120H PT120Q
135-776	70K 2P ALG 62P 6.8	\$2,484.46	D	•		•						
135-789	70K 2P ALG 76P 6.4"	\$3,367.81	D	•		•						
135-779	70K 2P ALG 94P 6.8	\$4,057.94	D			•						
133-726	70K 2P DURA 62P 6.6	\$1,742.70	D	•	•	•	•	•	•	•	•	•
133-728	70K 2P DURA 62P 9.62	\$1,983.81	D		•	•	•	•	•	•	•	•
133-787	70K 2P DURA 68P 6.6	\$1,911.34	D		•	•	•	•	•	•	•	•
133-790	70K 2P DURA 76P 6.6	\$2,114.30	D	•		•						
133-534	70K 4P DURA 62P 6.6	\$1,567.26	D	•	•	•	•	•	•	•	•	•
133-535	70K 4P DURA 62P 8.1	\$1,672.02	D	•	•	•	•	•	•	•	•	•
133-544	70K 4P DURA 70P 6.6	\$1,742.53	D		•		•	•	•	•		
133-554	70K 4P DURA 78P 6.6	\$1,936.14	D		•		•	•	•	•	•	•
133-555	70K 4P DURA 78P 8.1	\$1,959.04	D		•		•	•	•	•	•	•
133-564	70K 4P DURA 94P 6.6	\$2,299.55	D		•	•	•	•	•	•		
137-776	P70K 2P ALG 62P 6.8	\$2,705.30	D	•	•	•	•	•	•	•	•	•
137-777	P70K 2P ALG 70P 6.8	\$3,202.19	D		•		•	•	•	•	•	•
137-778	P70K 2P ALG 78P 6.8	\$3,478.24	D		•		•	•	•	•	•	•
134-726	P70K 2P DURA 62P 6.6	\$1,915.94	D	•	•	•	•	•	•	•	•	•
134-736	P70K 2P DURA 70P 6.8	\$2,224.95	D		•		•	•	•	•	•	•
134-747	P70K 2P DURA 78P 8.1	\$2,996.09	D		•		•	•	•	•	•	•
136-100	CAP BIT	\$10.25	D	•	•	•	•	•	•	•	•	•
136-101	INSERT BIT	\$6.87	D	•	•	•	•	•	•	•	•	•
136-102	INSERT BIT	\$8.36	D	•	•	•	•	•		•	•	•



CONFIDENTIAL

## Chain Assemblies

SUGGESTED PRICE LIST  
(F.O.B. PERRY, OKLAHOMA)

Effective August 1, 2017

## 110K

PART NO.	DESCRIPTION	MSRP (USD)		H810 H910	H813	H911	M910 M912	CT100M DT100M	CT120H ST120H	H853 H952 H1052	PT120H PT120Q
135-485	110K 2P ALG 62P 6.7	\$2,705.30	D	•		•	•	•	•	•	•
135-486	110K 2P ALG 70P 6.6"	\$3,257.40	D	•		•	•	•	•	•	•
135-487	110K 2P ALG 78P 6.6"	\$3,588.66	D	•		•	•	•	•	•	•
131-245	110K 2P ALG B-O 62P 8.0	\$3,036.55	D	•		•	•	•	•	•	•
131-249	110K 2P ALG B-O 62P 10.0	\$3,809.50	D	•		•	•	•	•	•	•
131-253	110K 2P ALG B-O 62P 12.0	\$3,947.53	D	•		•	•	•	•	•	•
131-247	110K 2P ALG B-O 70P 8.0	\$3,478.24	D	•		•	•	•	•		
131-251	110K 2P ALG B-O 70P 10.0	\$3,599.71	D	•		•	•	•	•	•	•
131-255	110K 2P ALG B-O 70P 12.0	\$4,140.76	D	•		•	•	•	•	•	•
131-248	110K 2P ALG B-O 78P 8.0	\$3,726.68	D	•		•	•	•	•	•	•
131-252	110K 2P ALG B-O 78P 10.0	\$4,140.76	D	•		•	•	•	•		
131-256	110K 2P ALG B-O 78P 12.0	\$4,554.84	D	•		•	•	•	•	•	•
135-1484	110K 2P ALG W-O 62P 6.0" (NON-IND)	\$3,631.72	D	•		•	•	•	•	•	•
135-1515	110K 2P ALG W-O 70P 6.0" (NON-IND)	\$3,975.12	D	•		•	•	•	•	•	•
131-269	110K 2P CMB DURA/ALG 62P 6.0"	\$2,535.53	D	•		•	•	•	•	•	•
131-270	110K 2P CMB DURA/ALG 70P 6.0"	\$2,972.07	D	•		•	•	•	•	•	•
131-271	110K 2P ALG B-O CMB 78P 6.0	\$3,255.87	D	•		•	•	•	•	•	•
131-266	110K 2P CMB DURA/SHK 70P 6.0"	\$2,869.78	D	•		•	•	•	•	•	•
131-268	110K 2P CMB DURA/SHK 78P 6.0"	\$3,145.07	D	•		•	•	•	•	•	•
131-264	110K 2P CMB DURA/SHK B 62P 6.0	\$2,623.79	D	•		•	•	•	•	•	•
133-420	110K 2P DURA 62P 7.0"	\$1,939.78	D	•		•	•	•	•	•	•
133-421	110K 2P DURA 62P 8.5"	\$2,042.78	D	•		•	•	•	•	•	•
133-423	110K 2P DURA 62P 12	\$2,350.58	D	•		•	•	•	•	•	•
133-459	110K 2P DURA 70P 7.0	\$1,945.71	D	•		•	•	•	•	•	•
133-460	110K 2P DURA 70P 8.5	\$2,020.70	D	•		•	•	•	•	•	•
133-461	110K 2P DURA 70P 10	\$2,466.83	D	•		•	•	•	•	•	•
133-462	110K 2P DURA 70P 12	\$2,653.87	D	•		•	•	•	•	•	•
133-463	110K 2P DURA 70P 15	\$2,704.82	D	•		•	•	•	•		
133-430	110K 2P DURA 78P 7.0"	\$2,460.67	D	•		•	•	•	•	•	•
133-431	110K 2P DURA 78P 8.5"	\$2,251.57	D	•		•	•	•	•	•	•
133-434	110K 2P DURA 78P 15"	\$3,016.48	D	•		•	•	•	•		
133-440	110K 2P DURA 94P 7.0	\$3,058.13	D	•	•	•	•	•	•		
133-441	110K 2P DURA 94P 8.5	\$3,581.77	D	•	•	•	•	•	•		
136-100	CAP BIT	\$10.25	D	•	•	•	•	•	•	•	•
136-101	INSERT BIT	\$6.87	D	•	•	•	•	•	•	•	•
136-102	INSERT BIT	\$8.36	D	•	•	•	•		•	•	•
131-290	FLARED CAP BIT	\$10.48	C	•		•	•	•	•	•	•
136-222	INSERT BIT	\$9.54	D	•		•	•	•	•	•	•

Supersedes All Previous Price Lists---Prices Subject to Change Without Notice

The Charles Machine Works, Inc.; PO Box 66; Perry, OK 73077

(Chain Assemblies - 641)



CONFIDENTIAL

## Chain Assemblies

SUGGESTED PRICE LIST  
(F.O.B. PERRY, OKLAHOMA)

Effective August 1, 2017

## 110K Premium

PART NO.	DESCRIPTION	MSRP (USD)		H810 H910	H813	H911	M910 M912	CT100M DT100M	CT120H ST120H	H853 H952 H1052	PT120H PT120Q
135-1494	110K 2P SHK II W-O 62P 6.0" (NON-IND)	\$3,194.70	D	•		•	•	•	•	•	•
135-1497	110K 2P SHK II W-O 62P 8.0" (NON-IND)	\$3,576.48	D	•		•	•	•	•	•	•
135-1496	110K 2P SHK II W-O 70P 6.0" (NON-IND)	\$3,439.50	D	•		•	•	•	•	•	•
135-1499	110K 2P SHK II W-O 70P 8.0" (NON-IND)	\$3,952.48	D	•		•	•	•	•	•	•
135-1492	110K 2P SHK II W-O 78P 6.0" (NON-IND)	\$3,794.74	D	•		•	•	•	•	•	•
135-1493	110K 2P SHK II W-O 78P 8.0" (NON-IND)	\$4,218.05	D	•		•	•	•	•	•	•
137-485	P110K 2P ALG 62P 6.8	\$2,843.33	D	•		•	•	•	•	•	•
137-486	P110K 2P ALG 70P 6.8	\$3,340.21	D	•		•	•	•	•		
137-488	P110K 2P ALG 94P 6.8	\$4,306.39	D		•						
134-420	P110K 2P DURA 62P 7.0	\$1,710.77	D	•		•	•	•	•	•	•
134-421	P110K 2P DURA 62P 8.5	\$1,942.02	D	•		•	•	•	•	•	•
134-422	P110K 2P DURA 62P 10"	\$3,044.33	D	•		•	•	•	•	•	•
134-423	P110K 2P DURA 62P 12"	\$3,572.58	D	•		•	•	•	•	•	•
134-459	P110K 2P DURA 70P 7.0	\$1,909.30	D	•		•	•	•	•	•	•
134-460	P110K 2P DURA 70P 8.5	\$2,276.62	D	•		•	•	•	•	•	•
134-461	P110K 2P DURA 70P 10	\$3,431.33	D	•		•	•	•	•	•	•
134-462	P110K 2P DURA 70P 11	\$4,029.64	D	•		•	•	•	•	•	•
134-464	P110K 2P DURA 70P 15"	\$5,228.53	D	•		•	•	•	•		
134-430	P110K 2P DURA 78P 7.0	\$2,201.90	D	•		•	•	•	•	•	•
134-431	P110K 2P DURA 78P 8.5	\$2,536.81	D	•		•	•	•	•	•	•
134-433	P110K 2P DURA 78P 12	\$4,479.80	D	•		•	•	•	•	•	•
136-100	CAP BIT	\$10.25	D	•	•	•	•	•	•	•	•
136-101	INSERT BIT	\$6.87	D	•	•	•	•	•	•	•	•
136-102	INSERT BIT	\$8.36	D	•	•	•	•		•	•	•



CONFIDENTIAL

## Plow Blades

Changes since the July 1, 2017 price list:

Effective August 1, 2017





CONFIDENTIAL

## Plow Blades

## SUGGESTED PRICE LIST

(F.O.B. PERRY, OKLAHOMA)

Effective August 1, 2017

PART NO.	DESCRIPTION	MSRP (USD)		VP30	100SXH	410SX	1VP4	H331	H350	SK5VP	SK15VP
186-754	FEED BLADE (3/8" X 1" X 12")	\$223.92	C		•						
186-757	FEED BLADE (1/2" X 1" X 12")	\$314.43	C		•						
186-435	PULL BLADE (3/8" x 7/8" X 12")	\$145.02	C		•						
186-424	BULLET BLADE (.375 X 1.5 X 12)	\$207.68	C	•		•	•	•	•	•	•
185-1123	ADJUSTABLE PULL BLADE	\$242.99	C	•							
186-425	BULLET BLADE (.375 X 1.5 X 18)	\$226.24	C			•		•	•		•
186-336	BULLET BLADE (.375 X 3 X 12)	\$220.44	C			•	•	•	•	•	•
186-337	BULLET BLADE (.375 X 3 X 18)	\$249.46	C			•		•	•		
185-1073	DBL. DISK BLADE (.50 X 2.0 X 6.0)	\$844.22	C			•	•	•	•	•	•
185-1057	FEED BLADE ASSEMBLY (.5X1.5X12)	\$574.30	C			•		•	•	•	•
185-1058	FEED BLADE ASSEMBLY (.5X1.5X18)	\$609.00	C			•	•	•	•	•	•
186-913	FEED BLADE ASS'Y (.5X3X12-24)	\$1,076.35	C			•		•	•		•
185-202	FEED BLADE ASS'Y (.75X.31X9.5)	\$342.27	C			•				•	•
186-455	FEED BLADE ASS'Y (.75X3X12)	\$330.66	C	•		•	•	•	•	•	•
185-1121	ADJUSTABLE FEED BLADE	\$314.75	C	•							
186-507	FEED BLADE ASS'Y(.75X3X18)	\$649.00	C			•		•	•		•
186-521	FEED BLADE (.75X3X24)	\$399.30	C			•		•	•		•
186-463	FEED BLADE	\$445.52	C				•			•	
186-528	FEED BLADE ASS'Y(1X10X18)	\$440.87	C			•		•	•		•
186-480	FEED TUBE ASS'Y (3/8" X 1-1/2" X 12")	\$191.44	C								
186-536	FEED TUBE ASS'Y (3/8" X 1-1/2" X 18")	\$199.55	C								
186-485	FEED TUBE ASS'Y (3/4" X 3" X 12")	\$214.64	C								
186-551	FEED TUBE ASS'Y (1" X 10" X 18")	\$361.99	C			•					
186-563	FEED TUBE ASS'Y (1" X 10" X 24")	\$395.63	C			•					
368-290	"PIPE PULLER (.625" TO 1.250")"	\$238.60	C						•	•	
186-196	PULL BLADE (3/4" X 24"")	\$429.27	C			•		•	•		•
186-247	PULL BLADE LINK CONVERSION KIT	\$223.96	C					•	•	•	
186-192	"PULL/FLOAT BLADE (1"X12")"	\$299.34	C					•	•		
186-194	PULL/FLOAT BLADE (1"X18")	\$703.49	C			•		•	•		
186-197	"PULL/FLOAT BLADE (1"X24")"	\$290.05	C			•		•	•		
186-195	"PULL/FLOAT BLADE (1-1/4"X18")"	\$402.59	C			•		•	•		
186-198	"PULL/FLOAT BLADE (1-1/4"X24")"	\$299.34	C					•	•		
186-810	SPEED BULLET BLADE (3.75 X 2 X 12)	\$220.44	C			•	•	•	•	•	•
186-811	BULLET BLADE (.375 X 2 X 18)	\$232.04	C			•		•	•		•



CONFIDENTIAL

## Plow Blades

SUGGESTED PRICE LIST  
(F.O.B. PERRY, OKLAHOMA)

Effective August 1, 2017

PART NO.	DESCRIPTION	MSRP (USD)		H533 H553	H832 H853	H932 H952	H1032 H1052	VP120H PT120H	VP120Q PT120Q
185-426	BULLET BLADE ASSY (3.0X18/24)	\$493.09	C	•					
185-425	BULLET BLADE ASSY (3.0X24/30)	\$504.69	C	•					
185-398	FEED BLADE ASS'Y (.75X3.0X18/24)	\$748.35	C	•					
185-397	FEED BLADE ASS'Y (.75X3.0X24/30)	\$806.34	C	•					
185-400	FEED BLADE ASS'Y (1.0X10X18/24)	\$875.95	C	•					
185-399	MF FEED BLADE ASSY (TOOLING BLANK)	\$887.57	C	•					
185-422	FEED BLADE ASSY (1.5X6.5X18/24)	\$910.77	C	•					
185-421	FEED BLADE ASSY (1.5X6.5X24/30)	\$922.37	C	•					
185-424	MF FEED BLADE (TOOLING BLANK)	\$1,642.85	C	•					
185-423	FEED BLADE ASSY (TOOLING BLANK)	\$922.37	C	•					
185-427	PULL BLADE ASSY (24/30)	\$458.29	C	•					
185-345	BULLET BLADE (1" X 3" X 24")	\$551.10	C		•	•	•	•	•
185-356	BULLET BLD (1"X3"X22"/26"/30")	\$1,038.39	C		•	•	•	•	•
185-357	BULLET BLD (1"X3"X28"/32"/36")	\$1,073.19	C		•	•	•	•	•
185-310	FEED BLADE (22/26/30X1.5X9R)	\$910.77	C		•	•	•	•	•
185-311	FEED BLADE (22/26/30X1.5X9R)	\$910.77	C		•	•	•	•	•
185-305	FEED BLADE (22/26/30X1X9R)	\$887.57	C		•	•	•	•	•
185-306	FEED BLADE (22/26/30X1X9R)	\$899.17	C		•	•	•	•	•
185-315	FEED BLADE (22/26/30X2X10R)	\$904.97	C		•	•	•	•	•
185-316	FEED BLADE (22/26/30X2X10R)	\$893.37	C		•	•	•	•	•
185-281	FEED BLADE(28/32/36X1.5X7.5R)	\$980.37	C		•	•	•	•	•
185-283	FEED BLADE(28/32/36X1.5X7.5R)	\$980.37	C		•	•	•	•	•
185-284	FEED BLADE (28/32/36X2X10R)	\$980.37	C		•	•	•	•	•
185-285	FEED BLADE (28/32/36X2X10R)	\$980.37	C		•	•	•	•	•
185-333	FEED BLADE ASS'Y(1.5X6.63X30)	\$754.15	C		•	•	•	•	•
185-335	FEED BLADE ASS'Y(1.5X6.63X36)	\$841.15	C		•	•	•	•	•
185-334	FEED BLADE ASS'Y(1X7.38X30)	\$620.72	C		•	•	•	•	•
185-329	FEED BLADE ASS'Y(2X6.63X36)	\$870.14	C		•	•	•	•	•
185-332	FEED BLADE ASS'Y(2X10X30)	\$1,745.85	C		•	•	•	•	•
185-1091	FEED BLADE QT(28/32/36 X 1.5 X 7.5R)	\$1,069.85	C		•	•	•	•	•
185-1081	FEED BLADE QT(28/32/36 X 2 X 10R)	\$1,069.85	C		•	•	•	•	•
185-1103	FEED BLADE QT(34/38/42 X 1.5 X 7.5R)	\$1,406.75	C				•		•
185-1110	FEED BLADE QT(34/38/42 X 2.0 X 10R)	\$1,623.18	C				•		•
185-1131	FEED BLADE HD QT(34/38/42 X 1.5 X 7.5R)	\$4,717.40	C				•		•
185-1132	FEED BLADE HD QT(34/38/42 X 2.0 X 10R)	\$4,911.63	C				•		•
185-1133	FEED BLADE HD HNG QT(34/38/42 X 2.0X15R)	\$5,997.55	C				•		•



# CONTRACT

State of Oklahoma

Dispatch via Print

Supplier 0000061849  
FRONTIER EQUIPMENT SALES LLC  
4123 N BANNER RD  
EL RENO OK 73036-9157  
USA

<b>Contract ID</b> 0000000000000000000000004982			Page 1 of 1	
<b>Contract Dates</b> 11/01/2017 to 10/31/2018		<b>Currency</b> USD	<b>Rate Type</b> CRRNT	<b>Rate Date</b> PO Date
<b>Description:</b> SW195			<b>Contract Maximum</b> 0.00	
<b>TYPE: STATEWIDE</b>				

Tax Exempt? Y Tax Exempt ID:736017987

## Contract Lines:

Line #	Cat CD / Item ID / Item Desc	UOM	Minimum Order Qty	Amt	Maximum / Open Qty	Amt
1	22101600 / 1000030453 ROAD MAINTENANCE: Screed	EA	1.00	0.00	0.00	0.00
2	22101600 / 1000030452 ROAD MAINTENANCE: Patchers	EA	1.00	0.00	0.00	0.00
3	22101505 / 1000030473 ROAD MAINTENANCE: Single Drum	EA	1.00	0.00	0.00	0.00
4	22101511 / 1000030465 ROAD MAINTENANCE: Compactor/Smooth Drum	EA	1.00	0.00	0.00	0.00
5	22101511 / 1000030463 ROAD MAINTENANCE: Compactor/Vibratory	EA	1.00	0.00	0.00	0.00
6	22101521 / 1000030445 ROAD MAINTENANCE: Scraper	EA	1.00	0.00	0.00	0.00

## COMMENTS:

Agency fill in the description, any options, quantity, and price.  
The information is attached to the vendor contact information.

Final = The price is final after adjustments  
Hard = Apply adjustments regardless of other adjustments  
Skip = Skip adjustments if any other adjustments have been applied

Authorized Signature

Signed documents on file in Central Purchasing

**ATTACHMENT E**  
**COMPACTOR**

[illegible]

**Attachments/Accessories:** -3 % **OEM Repair Parts:** 0 % **Options:** -3 %

**Multiple Unit discount:** 0 % (In addition to the equipment discount) based on \_\_\_\_\_ Units purchased

**Extended Warranty offered?        Yes   X   No** If yes, please attach information for the extended warranty purchase.

**Discount offered** N/A %

**Physical Address for Repair**  
**4123 North Banner Road**  
**El Reno, OK 73036**

## DRUM, SINGLE, DOUBLE, COMBI, STATIC, PNEUMATIC COMPACTOR

[illegible]

**Attachments/Accessories: -3 % OEM Repair Parts: 0 % Options: -3 %**

**Multiple Unit discount:** 0 % (In addition to the equipment discount) based on \_\_\_\_\_ Units purchased

Extended Warranty offered?        Yes     X     No    If yes, please attach information for the extended warranty purchase.  
Discount offered   N/A   %

**Physical Address for Repair**  
**4123 North Banner Road**  
**El Reno, OK 73036**

ATTACHMENT P  
ROLLER

[illegible]

**Attachments/Accessories: -3 % OEM Repair Parts: 0 % Options: -3 %**

**Multiple Unit discount:** 0 % (In addition to the equipment discount) based on \_\_\_\_\_ Units purchased

Extended Warranty offered?        Yes   X   No If yes, please attach information for the extended warranty purchase.

**Discount offered** N/A %

**Physical Address for Repair**  
**4123 North Banner Road**  
**El Reno, OK 73036**

**ATTACHMENT Q**  
**SCRAPER,SCREED**

[illegible]

**Attachments/Accessories: -3 % OEM Repair Parts: 0 % Options: -3 %**

**Multiple Unit discount:** 0 % (In addition to the equipment discount) based on        Units purchased

Extended Warranty offered? ☐ Yes ☒ No If yes, please attach information for the extended warranty purchase.

Discount offered N/A %

**Physical Address for Repair**  
**4123 North Banner Road**  
**El Reno, OK 73036**

## ;

[illegible]

**Attachments/Accessories: -3 % OEM Repair Parts: 0 % Options: -3 %**

**Multiple Unit discount: 0 % (In addition to the equipment discount) based on \_\_\_\_\_ Units purchased**

**Extended Warranty offered?       Yes   X  No** If yes, please attach information for the extended warranty purchase.

Discount offered N/A %

**Physical Address for Repair**  
**4123 North Banner Road**  
**El Reno, OK 73036**



**TRANSFER VEHICLE,VOCATIONAL TRUCK, WORK TOOLS**

[illegible]

**Attachments/Accessories: -3 % OEM Repair Parts: 0 % Options: -3 %**

**Multiple Unit discount: 0 % (In addition to the equipment discount) based on        Units purchased**

Extended Warranty offered?      Yes   X   No If yes, please attach information for the extended warranty purchase.

Discount offered N/A %

**Physical Address for Repair**  
**4123 North Banner Road**  
**El Reno, OK 73036**

## TRAILER MOUNTED AIR COMPRESSOR/PARTS

[illegible]

**Attachments/Accessories:**  -3  % **OEM Repair Parts:**  0  % **Options:**  -3  %

**Multiple Unit discount:** 0 % (In addition to the equipment discount) based on \_\_\_\_\_ Units purchased

Extended Warranty offered?        Yes   X   No    If yes, please attach information for the extended warranty purchase.  
Discount offered   N/A   %

**Physical Address for Repair**  
**4123 North Banner Road**  
**El Reno, OK 73036**

**Multiquip Inc.**  
**2017 Price Schedule**  
**Date: 09/12/2017**



Prepared By: Rob Thompson

Model No.	Description	List \$	Net \$	
<b>Compaction</b>				
<b>Rammers</b>				
<b>Rammers</b>				
MTR40SF	Rammer Subaru EH09 Float Carb	\$3,300.00	\$3,300.00	USD
MTR40HF	Rammer Honda GXR100 Float Carb	\$3,350.00	\$3,350.00	USD
MTX60HD	Rammer Honda GX100 Diaph. Carb	\$3,350.00	\$3,350.00	USD
MTX60SD	Rammer Subaru ER12 Diaphragm Carb	\$3,495.00	\$3,495.00	USD
MTX70HD	Rammer Honda GX100 Diaphragm Carb	\$4,390.00	\$4,390.00	USD
MTX70SD	Rammer Subaru ER12 Diaphragm Carb	\$4,505.00	\$4,505.00	USD
MTX70HDR	Rammer Honda GXR120 Diaphragm Carb	\$4,599.00	\$4,599.00	USD
MTX80SD	Rammer Subaru ER12 NLA (SEE MTX80HDR)	\$4,607.00	\$4,607.00	USD
MTX80HDR	Rammer Honda GXR120 Diaphragm Carb	\$4,699.00	\$4,699.00	USD
<b>Rammer Accessories</b>				
3504S	Shoe 4 wood MTR35 40	\$267.00	\$267.00	USD
355XA	Foot 4 x 12 steel MTR35 40	\$289.00	\$289.00	USD
460XA	Foot 4.5 x12 steel MT50-60 MTX60	\$291.00	\$291.00	USD
485XA	Foot 4.5 x12 steel MT70-80 MTX70-90	\$300.00	\$300.00	USD
685XA	Foot 6.5 x12 steel MT70-80 MTX70-90	\$300.00	\$300.00	USD
660X	Foot 6.5 x12 wood MT50-60 MTX60	\$525.00	\$525.00	USD
8511S	Shoe 11 wood MT70-80 MTX70-90	\$396.00	\$396.00	USD
RMRSTAND	Display Stand - Rammer and Forward Plate	\$400.00	\$400.00	USD
<b>Vibratory Plate Compactors</b>				
<b>Single Direction Plate Compactors</b>				
MVC64VH	Plate Honda GX120 no water tank 14 wide	\$2,095.00	\$2,095.00	USD
MVC64VHW	Plate Honda GX120 w/ water tank 14 wide	\$2,200.00	\$2,200.00	USD

Not responsible for typographical errors. All prices and specifications are subject to change without prior notice. All prices are confidential. Reproduction or distribution without express permission by Multiquip Inc. is prohibited. Note: specifications contained herein are for general descriptive purpose only; please refer to product literature or consult with Multiquip for full specifications.  
 \*\* Actual freight to apply.

**MULTIQUIP INC.**  
 POST OFFICE BOX 6254 • CARSON, CA 90749  
 310-537-3700 • 800-421-1244 • FAX: 310-537-3927  
 E-MAIL: mq@multiquip.com • www.multiquip.com

**Multiquip Inc.**

2017 Price Schedule

Date: 09/12/2017



Prepared By: Rob Thompson

MVC82VH	Plate Honda GX160 no water tank 18 wide	\$2,035.00	\$2,035.00	USD
MVC82VHW	Plate Honda GX160 w/ water tank 18 wide	\$2,135.00	\$2,135.00	USD
MVC88VTH	Plate Honda GX160 no water tank 20 wide	\$2,530.00	\$2,530.00	USD
MVC88VTHW	Plate Honda GX160 w/ water tank 20 wide	\$2,690.00	\$2,690.00	USD
MVC90H	Plate Honda GX160 w/ water tank 20 wide	\$3,290.00	\$3,290.00	USD
<b>Reversible Plate Compactors</b>				
MVH120VGH	Reversible Plate Honda GX160 16 wide	\$5,605.00	\$5,605.00	USD
MVH150VGH	Reversible Plate NLA (SEE MVH158GH)	\$6,750.00	\$6,750.00	USD
MVH158GH	Reversible Plate Honda GX200 17 wide	\$6,949.00	\$6,949.00	USD
MVH208GH	Reversible Plate Honda GX240 20 wide	\$8,750.00	\$8,750.00	USD
MVH308DZ	Reversible Plate Hatz 1B30 18 wide	\$14,750.00	\$14,750.00	USD
MVH308GH	Reversible Plate Honda GX270 18 wide	\$11,025.00	\$11,025.00	USD
MVH408DZ	Reversible Plate Hatz 1B50 20 wide	\$16,750.00	\$16,750.00	USD
MVH408GH	Reversible Plate Honda GX390 20 wide	\$13,295.00	\$13,295.00	USD
MVH508DZ	Reversible Plate Hatz 1D81S 20 wide	\$21,249.00	\$21,249.00	USD
<b>Vibratory Plate Compactor Accessories</b>				
RMRSTAND	Display Stand - Rammer and Forward Plate	\$400.00	\$400.00	USD
UPA-88A	MVC88 Urethane Plate Attachment	\$413.00	\$413.00	USD
UPA88T	MVC88VTH(W) Urethane Plate Attachment	\$413.00	\$413.00	USD
WHL64	Wheel Kit for MVC64VH(W)	\$262.00	\$262.00	USD
WHL82	Wheel Kit for MVC82VH(W)	\$262.00	\$262.00	USD
WHL158	Wheel Kit for MVH158	\$325.00	\$325.00	USD
WHL-88	MVC88 Wheel Kit	\$275.00	\$275.00	USD
WHL88T	MVC88VTH(W) Wheel Kit	\$275.00	\$275.00	USD
WHL88TC	Wheel Kit for MVC88VTH(W) w/ Cyclone	\$262.00	\$262.00	USD
KIT12EXTEND	12 Plate Extensions MVH308 408 508	\$499.00	\$499.00	USD
<b>Vibratory Smooth Drum Rollers</b>				

Not responsible for typographical errors. All prices and specifications are subject to change without prior notice. All prices are confidential. Reproduction or distribution without express permission by Multiquip Inc. is prohibited. Note: specifications contained herein are for general descriptive purpose only; please refer to product literature or consult with Multiquip for full specifications.

\*\* Actual freight to apply.

MULTIQUIP INC.  
 POST OFFICE BOX 6254 • CARSON, CA 90749  
 310-537-3700 • 800-421-1244 • FAX: 310-537-3927  
 E-MAIL: mq@multiquip.com • www.multiquip.com

**Multiquip Inc.**  
**2017 Price Schedule**  
**Date: 09/12/2017**



Prepared By: Rob Thompson

<b>Vibratory Rollers - Single Drum</b>				
V305EH	Walk-Behind Roller Honda 10.7HP 29 wide	\$14,540.00	\$14,540.00	USD
<b>Vibratory Rollers - Double Drum</b>				
MRH601DS	Roller 2400 lb.force Kubota EA330E3	\$18,245.00	\$18,245.00	USD
MRH800GS	Walk-Behind Roller Honda GX390 26 wide	\$19,400.00	\$19,400.00	USD
<b>Compaction Rollers (Heavy)</b>				
<b>Tandem Drum Asphalt</b>				
AR14H	Ride-On Roller Honda GX630 36 wide	\$19,405.00	\$19,405.00	USD
<b>Tandem Drum Asphalt Accessories</b>				
BK8255066	Alarm Back Up	\$106.80	\$106.80	USD
<b>MQ/Rammax Articulated Trench</b>				
RX1575	Artc Trench Roller Yanmar w/drum exten	\$41,995.00	\$41,995.00	USD
RX157533	Articulating Trench Roller 33 drum	\$41,995.00	\$41,995.00	USD
<b>MQ/Rammax Articulated Trench Roller Accessories</b>				
KIT24V	Kit Drum 24 for RX1510 artic. roller	\$4,147.00	\$4,147.00	USD
KIT33V	Kit Drum 33 for RX1510 artic. roller	\$4,147.00	\$4,147.00	USD
KIT33X	Kit Complete Drum Retrofit w/ Rem.Rings	\$4,995.00	\$4,995.00	USD
KIT33XRS	Kit Bolt-on Ring Extensions & Scrapers	\$1,045.00	\$1,045.00	USD
KIT24B	24 Drum / Scraper set for RX1575	\$4,195.00	\$4,195.00	USD
KIT1575BAR	Shutdown Safety Bar Retrofit Kit RX1575	\$500.00	\$500.00	USD
<b>MQ/Rammax Trench Roller Drum &amp; Scraper Kits</b>				
KIT24A	Kit Pad Drum & Scraper 24 for RW1515/85	\$4,230.00	\$4,230.00	USD
KIT33A	Kit Pad Drum & Scraper 33 for RW1515/85	\$4,230.00	\$4,230.00	USD

Not responsible for typographical errors. All prices and specifications are subject to change without prior notice. All prices are confidential. Reproduction or distribution without express permission by Multiquip Inc. is prohibited. Note: specifications contained herein are for general descriptive purpose only; please refer to product literature or consult with Multiquip for full specifications.  
 \*\* Actual freight to apply.

**MULTIQUIP INC.**  
 POST OFFICE BOX 6254 • CARSON, CA 90749  
 310-537-3700 • 800-421-1244 • FAX: 310-537-3927  
 E-MAIL: mq@multiquip.com • www.multiquip.com

**Multiquip Inc.**

2017 Price Schedule

Date: 09/12/2017

Prepared By: Rob Thompson

**Concrete Placement and Mixers****Mixers and Mud Tubs****Mix N Go Concrete Mixers**

MC3PEA	Mixer-Conc Poly Drum 115V elec 3cf	\$800.00	\$800.00	USD
MC3SEA	Mixer-Conc Steel Drum 115V elec 3cf	\$825.00	\$825.00	USD

**Concrete Mixers**

MC44SE	Mixer-Conc 1/2HP 115V 1-phase 4cf Steel	\$2,415.00	\$2,415.00	USD
MC44SH	Mixer-Conc Honda GX-120 4cf Steel	\$2,620.00	\$2,620.00	USD
MC64PE	Mixer-Conc 1.5HP 115/230V 1-ph 6cf Poly	\$3,645.00	\$3,645.00	USD
MC64SE	Mixer-Conc 1.5HP 115/230V 1-ph 6cf Stl	\$3,250.00	\$3,250.00	USD
MC64PH5	Mixer-Conc Honda GX-160 6cf Poly	\$3,730.00	\$3,730.00	USD
MC64SH5	Mixer-Conc Honda GX-160 6cf Steel	\$3,345.00	\$3,345.00	USD
MC64PH8	Mixer-Conc Honda GX-240 6cf Poly	\$3,970.00	\$3,970.00	USD
MC64SH8	Mixer-Conc Honda GX-240 6cf Steel	\$3,605.00	\$3,605.00	USD
MC94PE	Mixer-Conc 1.5HP 115/230V 1-ph 9cf Poly	\$4,380.00	\$4,380.00	USD
MC94SE	Mixer-Conc 1.5HP 115/230V 1-ph 9cf Stl	\$4,155.00	\$4,155.00	USD
MC94PH8	Mixer-Conc Honda GX-240 9cf Poly	\$4,385.00	\$4,385.00	USD
MC94SH8	Mixer-Conc Honda GX-240 9cf Steel	\$4,130.00	\$4,130.00	USD
MC12PH	Mixer-Conc Honda GX-340 12cf Poly	\$5,185.00	\$5,185.00	USD

Not responsible for typographical errors. All prices and specifications are subject to change without prior notice. All prices are confidential. Reproduction or distribution without express permission by Multiquip Inc. is prohibited. Note: specifications contained herein are for general descriptive purpose only; please refer to product literature or consult with Multiquip for full specifications.

\*\* Actual freight to apply.

MULTIQUIP INC.  
POST OFFICE BOX 6254 • CARSON, CA 90749  
310-537-3700 • 800-421-1244 • FAX: 310-537-3927  
E-MAIL: [mq@multiquip.com](mailto:mq@multiquip.com) • [www.multiquip.com](http://www.multiquip.com)

# Multiquip Inc.

2017 Price Schedule

Date: 09/12/2017

Prepared By: Rob Thompson



## Essick Plaster/Mortar Mixers

EM70SE	Mixer-Mortar 1.5HP 115/230V 1-ph 7cf St	\$3,205.00	\$3,205.00	USD
PRO12	Mixer-Mortar 12cf skid over center dump	\$9,043.00	\$9,043.00	USD
PRO12E51	Mixer-Mortar 12cf skid 5HP 1 230V only	\$10,185.00	\$10,185.00	USD
EM70SH5	Mixer-Mortar Honda GX-160 7cf Steel	\$3,350.00	\$3,350.00	USD
EM70SH8	Mixer-Mortar Honda GX-240 7cf Steel	\$3,650.00	\$3,650.00	USD
PRO12E53	Mixer-Mortar 12cf skid 5HP 3 230V only	\$9,850.00	\$9,850.00	USD
PRO12E53-460V	Mixer-Mortar 12cf skid 5HP 3 460V	\$9,850.00	\$9,850.00	USD
EM90SE	Mixer-Mortar 3HP 230V 1-phase 9cf Steel	\$3,910.00	\$3,910.00	USD
EM90SH8	Mixer-Mortar Honda GX-240 9cf Steel	\$3,800.00	\$3,800.00	USD

Not responsible for typographical errors. All prices and specifications are subject to change without prior notice. All prices are confidential. Reproduction or distribution without express permission by Multiquip Inc. is prohibited. Note: specifications contained herein are for general descriptive purpose only; please refer to product literature or consult with Multiquip for full specifications.

\*\* Actual freight to apply.

MULTIQUIP INC.  
POST OFFICE BOX 6254 • CARSON, CA 90749  
310-537-3700 • 800-421-1244 • FAX: 310-537-3927  
E-MAIL: [mq@multiquip.com](mailto:mq@multiquip.com) • [www.multiquip.com](http://www.multiquip.com)

**Multiquip Inc.**

2017 Price Schedule

Date: 09/12/2017



Prepared By: Rob Thompson

EM120HYD	Mixer-Mortar 12cf Hyd Drive Towable	\$7,865.00	\$7,865.00	USD
EM12M	Essick 12CF mixer Mech. Drive Honda	\$6,210.00	\$6,210.00	USD
EM12ME51	Essick 12CF mixer Mech Drive 5HP 1-Ph	\$7,220.00	\$7,220.00	USD
EM12ME53	Essick 12CF mixer Mech Drive 5HP 3-Ph	\$6,915.00	\$6,915.00	USD
EMSTAB	Rear Stabilizer Kit EM12M Essick mixer	\$185.00	\$185.00	USD
<b>Mixer Tow Bars</b>				
HPC1	Hitch-Mixer 1 Pin-7 9 12mort/allcon35	\$85.00	\$85.00	USD
HLC1	Hitch-Mixer Loop - 7 9 12mort/allcon35	\$85.00	\$85.00	USD
HBC1	Hitch-Mixer 2 Ball 7 9 12mort/allcon35	\$85.00	\$85.00	USD
<b>Mud Tubs</b>				
MUDTUB	Multiquip Mud Tub 10cf cap. stationary	\$395.00	\$395.00	USD
MUDTUBW	Multiquip Mud Tub 10cf cap. w/ wheels	\$675.00	\$675.00	USD
<b>Rebar Cutters and Benders</b>				
<b>Rebar Cutters</b>				
HBC19B	Rebar Cutter Hand Held 3/4 Grade 60	\$1,995.00	\$1,995.00	USD
HBC25B	Rebar Cutter Hand Held 1 Grade 60	\$2,495.00	\$2,495.00	USD
<b>Rebar Benders</b>				
MB25A	Rebar Bender Bench Type 1 Grade 60	\$5,820.00	\$5,820.00	USD
<b>Concrete Vibrators</b>				
<b>MGX Concrete Vibrators</b>				
MGX1	FlexShaft Vibrator Univ. Motor NOT AVAIL	\$508.00	\$508.00	USD
MGX12325	Vibr Assy. 0.905 Head 9.5 Length 115V	\$665.00	\$665.00	USD
MGX12810	Vibr Assy. 1.10 Head 4.7 Length 115V	\$575.00	\$575.00	USD
MGX12825	Vibr Assy. 1.10 Head 9.5 Length 115V	\$675.00	\$675.00	USD
MGX13225	Vibr Assy. 1.25 Head 9.5 Length 115V	\$700.00	\$700.00	USD
MGX13810	Vibr Assy. 1.50 Head 4.7 Length 115V	\$625.00	\$625.00	USD
MGX13825	Vibr Assy. 1.50 Head 9.5 Length 115V	\$690.00	\$690.00	USD
<b>Power Sources</b>				

Not responsible for typographical errors. All prices and specifications are subject to change without prior notice. All prices are confidential. Reproduction or distribution without express permission by Multiquip Inc. is prohibited. Note: specifications contained herein are for general descriptive purpose only; please refer to product literature or consult with Multiquip for full specifications.

\*\* Actual freight to apply.

MULTIQUIP INC.  
 POST OFFICE BOX 6254 • CARSON, CA 90749  
 310-537-3700 • 800-421-1244 • FAX: 310-537-3927  
 E-MAIL: mq@multiquip.com • www.multiquip.com



**Multiquip Inc.**

2017 Price Schedule

Date: 09/12/2017



Prepared By: Rob Thompson

CV1A	Vibrator Motor 1HP 115V w/ 15 Amp plug	\$595.00	\$595.00	USD
CV2A	Vibrator Motor 2HP 115V w/ 15 Amp plug	\$660.00	\$660.00	USD
CV2B	Vibrator motor 2HP 230V w/out plug	\$705.00	\$705.00	USD
CV2E	Vibrator Motor 2hp 230V	\$705.00	\$705.00	USD
CV3A	Vibrator motor 3HP 115V w/ 20 Amp Plug	\$795.00	\$795.00	USD
CV3B	Vibrator motor 3HP 230V w/out Plug	\$805.00	\$805.00	USD
G55H	Vibrator Motor Stationary Honda GX160	\$1,625.00	\$1,625.00	USD
BP25H	DISCONTINUED NLA	\$2,350.00	\$2,350.00	USD
BPX	Vibrator Motor Backpack Honda	\$2,190.00	\$2,190.00	USD
<b>Flex Shafts (900-1300 Steel Heads)</b>				
FSN2	Flex-Shaft Narrow 2 for pencil heads	\$140.00	\$140.00	USD
FSN7	Flex-Shaft Narrow 7 for pencil heads	\$200.00	\$200.00	USD
FSN10	Flex-Shaft Narrow 10 for pencil heads	\$230.00	\$230.00	USD
FSN12	Flex-Shaft Narrow 12 for pencil heads	\$250.00	\$250.00	USD
FSN14	Flex-Shaft Narrow 14 for pencil heads	\$275.00	\$275.00	USD
FSN21	Flex-Shaft Narrow 21 for pencil heads	\$365.00	\$365.00	USD
<b>Flex Shafts (1400-2600 Steel Heads)</b>				
FS10	Shaft 10 for 1400 2600HD all RHV head	\$250.00	\$250.00	USD
FS12	Shaft 12 for 1400 2600HD all RHV head	\$275.00	\$275.00	USD
FS14	Shaft 14 for 1400 2600HD all RHV head	\$300.00	\$300.00	USD
FS21	Shaft 21 for 1400 2600HD all RHV head	\$375.00	\$375.00	USD
FS3	Shaft 3 for 1400 2600HD all RHV heads	\$175.00	\$175.00	USD
FS7	Shaft 7 for 1400 2600HD all RHV heads	\$203.00	\$203.00	USD
<b>Steel Heads (FSN Series Shafts)</b>				
900HD	Vibrator Head 7/8 diameter steel	\$245.00	\$245.00	USD
1000HD	Vibrator Head 1-1/16 diameter steel	\$250.00	\$250.00	USD
<b>Steel Heads (FS Series Shafts)</b>				

Not responsible for typographical errors. All prices and specifications are subject to change without prior notice. All prices are confidential. Reproduction or distribution without express permission by Multiquip Inc. is prohibited. Note: specifications contained herein are for general descriptive purpose only; please refer to product literature or consult with Multiquip for full specifications.

\*\* Actual freight to apply.

MULTIQUIP INC.  
 POST OFFICE BOX 6254 • CARSON, CA 90749  
 310-537-3700 • 800-421-1244 • FAX: 310-537-3927  
 E-MAIL: mq@multiquip.com • www.multiquip.com

**Multiquip Inc.**  
**2017 Price Schedule**  
Date: 09/12/2017



Prepared By: Rob Thompson

1400HD	Vibrator Head 1-3/8 diameter steel	\$290.00	\$290.00	USD
1700HD	Vibrator Head 1-11/16 diameter steel	\$300.00	\$300.00	USD
2100HD	Vibrator Head 2-1/8 diameter steel	\$310.00	\$310.00	USD
2600HD	Vibrator Head 2-5/8 diameter steel	\$400.00	\$400.00	USD
<b>Flex Shaft Connectors &amp; Accessories</b>				
FSC	Vibrator-Connector to extend FS shafts	\$350.00	\$350.00	USD
13883-501	Vibr-Connector to extend 382V - NLA	\$0.00	\$0.00	USD
<b>High Cycle Concrete Vibrators</b>				
180EC100	Vibr-Hi Cycle Ext. cord 12 gauge 100	\$400.00	\$400.00	USD
180EC50	Vibr-Hi Cycle Ext. cord 12 gauge 50	\$250.00	\$250.00	USD
FXA50A4	Vibr-Hi Cycle 2 diam. 13 hose	\$1,775.00	\$1,775.00	USD
FXA50A6	Vibr-Hi Cycle 2 diam. 20 hose	\$2,000.00	\$2,000.00	USD
FXA60A4	Vibr-Hi Cycle 2.375 diam. 13 hose	\$2,030.00	\$2,030.00	USD
FXA60A6	Vibr-Hi Cycle 2.375 diam. 20 hose	\$2,250.00	\$2,250.00	USD
<b>Micon Concrete Vibrator Controllers</b>				
VC1A	Vibr-Micon Ctrlr 60Hz for VH32/42/52	\$1,695.00	\$1,695.00	USD
FXAKIT10FT	10 Foot Extension FXA	\$399.00	\$399.00	USD
FXAKIT20FT	20 Foot Extension FXA	\$549.00	\$549.00	USD
VC2B	Vibr-Micon Ctrlr 60Hz for VH32/42/52	\$2,990.00	\$2,990.00	USD
VHKIT10FT	10 Foot Extension VH	\$600.00	\$600.00	USD
VHKIT20FT	20 Foot Extension VH	\$1,100.00	\$1,100.00	USD
<b>Micon Concrete Vibrators</b>				
VH32A4M	Vibr-Micon 1.25 diam. 13 hose	\$1,925.00	\$1,925.00	USD
VH32A6M	Vibr-Micon 1.25 diam. 20 hose	\$2,025.00	\$2,025.00	USD
VH42A4M	Vibr-Micon 1.67 diam. 13 hose	\$2,000.00	\$2,000.00	USD
VH42A6M	Vibr-Micon 1.67 diam. 20 hose	\$2,095.00	\$2,095.00	USD
VH52A4M	Vibr-Micon 2 diam. 13 hose	\$2,100.00	\$2,100.00	USD

Not responsible for typographical errors. All prices and specifications are subject to change without prior notice. All prices are confidential. Reproduction or distribution without express permission by Multiquip Inc. is prohibited. Note: specifications contained herein are for general descriptive purpose only; please refer to product literature or consult with Multiquip for full specifications.  
\*\* Actual freight to apply.

MULTIQUIP INC.  
POST OFFICE BOX 6254 • CARSON, CA 90749  
310-537-3700 • 800-421-1244 • FAX: 310-537-3927  
E-MAIL: mq@multiquip.com • www.multiquip.com

**Multiquip Inc.**

2017 Price Schedule

Date: 09/12/2017



Prepared By: Rob Thompson

VH52A6M	Vibr-Micon 2 diam. 20 hose	\$2,165.00	\$2,165.00	USD
VHEC100	Vibr-Micon Ext. cord for VH-series 100	\$590.00	\$590.00	USD
VHWEC100	Vib-Micon Ext. cord(SEE BASIC DATA TEXT)	\$899.00	\$899.00	USD

**Power Buggies****Power Buggies**

WBH-16	Buggy Honda GX390 Recoil start	\$11,250.00	\$11,250.00	USD
WBH-16E	Buggy Honda GX390 Electric Start	\$11,815.00	\$11,815.00	USD
WBH-16EF	Buggy Honda GX390 Elect Strt Foam tires	\$12,350.00	\$12,350.00	USD
WBH-16F	Buggy Honda GX390 Recoil Foam tires	\$11,785.00	\$11,785.00	USD
WBH-21EF	Buggy Vanguard 18HP 21cf Poly Tub	\$13,000.00	\$13,000.00	USD

**AWD Power Buggies**

WBH-16EAWD	Buggy Vanguard Electric Start AWD	\$14,730.00	\$14,730.00	USD
WBH-16EAWDF	Buggy Vanguard Elect Strt AWD Foam tire	\$15,225.00	\$15,225.00	USD

Not responsible for typographical errors. All prices and specifications are subject to change without prior notice. All prices are confidential. Reproduction or distribution without express permission by Multiquip Inc. is prohibited. Note: specifications contained herein are for general descriptive purpose only; please refer to product literature or consult with Multiquip for full specifications.

\*\* Actual freight to apply.

MULTIQUIP INC.

POST OFFICE BOX 6254 • CARSON, CA 90749

310-537-3700 • 800-421-1244 • FAX: 310-537-3927

E-MAIL: [mq@multiquip.com](mailto:mq@multiquip.com) • [www.multiquip.com](http://www.multiquip.com)

**Multiquip Inc.**

2017 Price Schedule

Date: 09/12/2017



Prepared By: Rob Thompson

## Concrete Finishing and Pumps

### Whiteman Walk Behind Trowels

#### C-Series

CA4HC	Trowel 24 Honda GX120 cent. clutch	\$2,585.00	\$2,585.00	USD
CA4HM	Trowel 24 Honda GX120 man. Clutch w/QP	\$2,730.00	\$2,730.00	USD

#### J-Series

J36E2	Trowel 36 115/230V Adj Cltch Std Hndl	\$3,995.00	\$3,995.00	USD
J36H55	Trowel 36 Honda GX160	\$2,540.00	\$2,540.00	USD
J36H90H	Trowel 36 Honda GX270 High Speed	\$2,750.00	\$2,750.00	USD
J36S60	Trowel 36 Subaru EX170	\$2,000.00	\$2,000.00	USD

#### B-Series

B46H11H	Trowel 46 Honda GX340 High Speed	\$3,195.00	\$3,195.00	USD
B46H90	Trowel 46 Honda GX270	\$3,095.00	\$3,095.00	USD
B46S90	Trowel 46 Subaru EX270	\$2,440.00	\$2,440.00	USD

#### HD-Series

HDA48413H	Trowel 48 Honda GX390	\$4,995.00	\$4,995.00	USD
-----------	-----------------------	------------	------------	-----

#### Pro Trowels

PRO36	PRO Trowel 36 Honda GX270 w/Handle	\$5,495.00	\$5,495.00	USD
PRO46	PRO Trowel 46 Honda GX340 w/Handle	\$5,895.00	\$5,895.00	USD
PRO36BLD	Fresno Blade 4 x45 36 PRO Trowels	\$170.00	\$170.00	USD
PRO46BLD	Fresno Blade 4 x55 46 PRO Trowels	\$185.00	\$185.00	USD

#### InstaClutch Series

JH55C	TROWEL 36 HONDA GX160 FRICTION CLUTCH	\$2,795.00	\$2,795.00	USD
JS60C	TROWEL 36 SUBARU EX170 FRICTION CLUTCH	\$2,450.00	\$2,450.00	USD
JH90C	TROWEL 36 HONDA GX270 FRICTION CLUTCH	\$3,075.00	\$3,075.00	USD
BH90C	TROWEL 46 HONDA GX270 FRICTION CLUTCH	\$3,300.00	\$3,300.00	USD

Not responsible for typographical errors. All prices and specifications are subject to change without prior notice. All prices are confidential. Reproduction or distribution without express permission by Multiquip Inc. is prohibited. Note: specifications contained herein are for general descriptive purpose only; please refer to product literature or consult with Multiquip for full specifications.

\*\* Actual freight to apply.

MULTIQUIP INC.

POST OFFICE BOX 6254 • CARSON, CA 90749

310-537-3700 • 800-421-1244 • FAX: 310-537-3927

E-MAIL: mq@multiquip.com • www.multiquip.com

**Multiquip Inc.**  
**2017 Price Schedule**  
**Date: 09/12/2017**



Prepared By: Rob Thompson

BS90C	TROWEL 46 SUBARU EX270 FRICTION CLUTCH	\$2,895.00	\$2,895.00	USD
BH11C	TROWEL 46 HONDA GX340 FRICTION CLUTCH	\$3,365.00	\$3,365.00	USD
<b>Trowel Handles</b>				
QPH AFC	WBT Handle Folding QP for CA4HC	\$550.00	\$550.00	USD
QXHC	HANDLE QUICK PITCH FRICTION CLUTCH	\$690.00	\$690.00	USD
QXH	HANDLE QUICK PITCH X	\$610.00	\$610.00	USD
QXHD	HANDLE QUICK PITCH X HD	\$655.00	\$655.00	USD
STHAC	WBT Handle Standard for CA4HC Trowels	\$495.00	\$495.00	USD
SXHC	HANDLE STANDARD X FRICTION CLUTCH	\$525.00	\$525.00	USD
SXHD	HANDLE STANDARD X HD	\$510.00	\$510.00	USD
SXH	HANDLE STANDARD X	\$465.00	\$465.00	USD
<b>Power Trowel Accessories</b>				
23165	Strap Lifting-3 6	\$45.00	\$45.00	USD
9177	WBT ARM TRWL ARM ADJSTMNT - 48 HD MODEL	\$75.00	\$75.00	USD
1817	WBT Arm Trwl Arm Adjstmnt-36 46 model	\$75.00	\$75.00	USD
QPDIS	WBT Handle Quick Pitch Disassembly Tool	\$395.00	\$395.00	USD
LOWSPEEDKITJB	LOW SPEED KIT JB FINISHER (see BDT)	\$41.00	\$41.00	USD
TROWELSTAND	TROWEL DISPLAY STAND (FITS 36/46)	\$250.00	\$250.00	USD
<b>Whiteman Ride On Power Trowels</b>				
<b>Mechanical Drive</b>				
HHNG5	ROT B&S 613400 Gasoline 5-Blade	\$21,450.00	\$21,450.00	USD
HHXDF5	ROT Kubota WG972 Hyd Steering 5-Blade	\$32,500.00	\$32,500.00	USD
JWN24HSCSL	ROT Honda GX690 Single Pitch 4-blade	\$14,100.00	\$14,100.00	USD
JWN24HTCSL	ROT Honda GX690 Twin Pitch 4-blade	\$15,190.00	\$15,190.00	USD
HTN27KTCSL	ROT Kohler CH740 Twin Pitch 4-blade	\$18,105.00	\$18,105.00	USD
<b>Hydrostatic Drive</b>				

Not responsible for typographical errors. All prices and specifications are subject to change without prior notice. All prices are confidential. Reproduction or distribution without express permission by Multiquip Inc. is prohibited. Note: specifications contained herein are for general descriptive purpose only; please refer to product literature or consult with Multiquip for full specifications.

\*\* Actual freight to apply.

MULTIQUIP INC.  
 POST OFFICE BOX 6254 • CARSON, CA 90749  
 310-537-3700 • 800-421-1244 • FAX: 310-537-3927  
 E-MAIL: mq@multiquip.com • www.multiquip.com

**Multiquip Inc.**

2017 Price Schedule

Date: 09/12/2017



Prepared By: Rob Thompson

HTXG6DF	ROT 8 HYD PSI DUAL FUEL 6-BLADE	\$48,250.00	\$48,250.00	USD
HTX6H	ROT HATZ 4H50TIC Hyd Drive & Steering	\$57,975.00	\$57,975.00	USD
STX6H	ROT HATZ 4H50TIC Hyd Drive & Steering	\$62,995.00	\$62,995.00	USD
<b>Ride On Trowel Accessories</b>				
EMR2	ROT Easy Mover JTO/JTN JWN HTO/HTN HHN	\$515.00	\$515.00	USD
EMR3	EASY MOVER ROT-HHN / HTX / STX	\$1,450.00	\$1,450.00	USD
42936	Umbrella Accessory for ROT (Hatz)	\$235.00	\$235.00	USD
<b>Power Trowel Blades &amp; Pans</b>				
<b>Trowel Blades</b>				
C10464	Combo Bld 8 x 18 Enduro 46/48 Trowels	\$23.00	\$23.00	USD
C10844	Combo Blade 8 x 14 Enduro 36 Trowels	\$20.00	\$20.00	USD
C10816	Comb Bld Enduro 8.125 x16 48 6-bld	\$27.00	\$27.00	USD
C11997	Comb Bld 8 x 23 Enduro 60 R/O Trowels	\$36.00	\$36.00	USD
C244	Combo Blade 5 x9.25 24 Trowels	\$14.00	\$14.00	USD
C334	Combo Blade 8 x10.5 30 Trowels	\$19.00	\$19.00	USD
C464	Combo Blade 8 x 18 46 & 48 Trowels	\$19.00	\$19.00	USD
C464R	Combo Bld 8 x 18 46 /48 R/O Trowels	\$22.00	\$22.00	USD
C844	Combo Blade 8 x14 36 Trowels	\$16.00	\$16.00	USD
C8160	BLADE COMBO TROWEL REV. 8 X16 48 6BLD	\$24.00	\$24.00	USD
C844R	Combo Blade 8 x 14 36 R/O Trowels	\$18.00	\$18.00	USD
CL444F	Float Bld 10 x 18 46 /48 Trowels	\$25.00	\$25.00	USD
CL954F	Float Blade 10 x14 36 Trowels	\$17.00	\$17.00	USD
F10400	Finish Bld 6 x18 Enduro 46/48 Trowels	\$21.00	\$21.00	USD
F10616	Finish Bld Enduro 6 x16 48 6-bld	\$23.00	\$23.00	USD
F10900	Finish Blade 6 x14 Enduro 36 Trowel	\$14.00	\$14.00	USD
F11401	Blades-Trowel Finish clip-on 6 x 18	\$21.00	\$21.00	USD
F11990	Finish Bld 6 x23 Enduro 60 R/O Trowels	\$30.00	\$30.00	USD

Not responsible for typographical errors. All prices and specifications are subject to change without prior notice. All prices are confidential. Reproduction or distribution without express permission by Multiquip Inc. is prohibited. Note: specifications contained herein are for general descriptive purpose only; please refer to product literature or consult with Multiquip for full specifications.

\*\* Actual freight to apply.

MULTIQUIP INC.  
 POST OFFICE BOX 6254 • CARSON, CA 90749  
 310-537-3700 • 800-421-1244 • FAX: 310-537-3927  
 E-MAIL: mq@multiquip.com • www.multiquip.com

**Multiquip Inc.**

2017 Price Schedule

Date: 09/12/2017



Prepared By: Rob Thompson

F300	Finish Blade 6 x10.5 30 Trowels	\$17.00	\$17.00	USD
F616	Finish Bld 6 x16 48 6-blade rotors	\$19.00	\$19.00	USD
F400	Finish Blade 6 x 18 46 /48 Trowels	\$14.00	\$14.00	USD
F900	Finish Blade 6 x14 36 Trowels	\$12.00	\$12.00	USD
QB1856	Mounting Bar QC Blades 46/48 Trowels	\$20.00	\$20.00	USD
QB1857	Mounting Bar QC Blades 36 Trowels	\$16.00	\$16.00	USD
QC10871	Combo Bld 6 x14 Enduro/QC 36 Trowels	\$20.00	\$20.00	USD
QC10873	Comb Bld 8 x18 Enduro/QC 46/48 Trwl	\$25.00	\$25.00	USD
QC1871	Combo Blade 8 x14 QC 36 Trowels	\$18.00	\$18.00	USD
QC1873	Combo Blade 8 x18 QC 46/48 Trowels	\$21.00	\$21.00	USD
QF10872	Finish Bld 8 x14 Enduro/QC 36 Trowels	\$16.00	\$16.00	USD
QF10874	Finish Bld 6 x18 Enduro/QC 46/48 Trwl	\$18.00	\$18.00	USD
QF1872	Finish Blade 6 x14 QC 36 Trowels	\$13.00	\$13.00	USD
RC818	Rev Comb Bld 8 x18 Enduro 48 R/O Trwls	\$25.00	\$25.00	USD
RC816	Rev Comb Bld Enduro 8.125 x16 48 6-bld	\$28.00	\$28.00	USD
QS1869	Snap pin for QC Blades	\$2.00	\$2.00	USD
QF1874	Finish Blade 6 x18 QC 46/48 Trowels	\$14.00	\$14.00	USD
SPR8160	COMBO BLADE 8x16-36 TROWELS (SUPERIOR)	\$22.25	\$22.25	USD
SPR8180	COMBO BLADE 8x18-46/48 TROWEL(SUPERIOR)	\$23.25	\$23.25	USD
<b>Plastic Trowel Blades</b>				
F400PL	FINISH BLADE 6x18-46/48 TROWELS PLASTIC	\$106.50	\$106.50	USD
F900PL	FINISH BLADE 6X14-36 TROWELS PLASTIC	\$90.00	\$90.00	USD
<b>Float Pans</b>				
11017W	Float Pan 46 4 Blade SF (ROT)	\$237.00	\$237.00	USD
11032	Float Pan 36 4 Blade SF (ROT)	\$140.00	\$140.00	USD

Not responsible for typographical errors. All prices and specifications are subject to change without prior notice. All prices are confidential. Reproduction or distribution without express permission by Multiquip Inc. is prohibited. Note: specifications contained herein are for general descriptive purpose only; please refer to product literature or consult with Multiquip for full specifications.

\*\* Actual freight to apply.

MULTIQUIP INC.  
 POST OFFICE BOX 6254 • CARSON, CA 90749  
 310-537-3700 • 800-421-1244 • FAX: 310-537-3927  
 E-MAIL: mq@multiquip.com • www.multiquip.com

**Multiquip Inc.**

2017 Price Schedule

Date: 09/12/2017



Prepared By: Rob Thompson

11979	Float Pan 60 6 Blade SF (ROT)	\$360.00	\$360.00	USD
12093W	Float Pan 46 5 Blade SF (ROT)	\$237.00	\$237.00	USD
12271	Float Pan 46 4 Blade Flat (ALL)	\$237.00	\$237.00	USD
12272	Float Pan 46 5 Blade Flat (ROT)	\$237.00	\$237.00	USD
20646	Float Pan Latch Pin	\$3.00	\$3.00	USD
21550	Float Pan 24 4 Blade. Flat (WBT)	\$98.00	\$98.00	USD
2870	Float Pan 36 4 Blade Flat W/Block(WBT)	\$190.00	\$190.00	USD
2871	Float Pan 46 4 Blade Flat W/Block(WBT)	\$237.00	\$237.00	USD
32026W	Float Pan 46 6 Blade SF NLA Use 32608W	\$237.00	\$237.00	USD
32608W	Float Pan 46 6 Blade SF All (UNIVERSAL)	\$237.00	\$237.00	USD
<b>Z-Clip Float Pans</b>				
12272WZ	Float Pan 46 5 Blade Flat Z-Clip (ROT)	\$237.00	\$237.00	USD
12093WZ	Float Pan 46 5 Blade SF Z Clip (ROT)	\$237.00	\$237.00	USD
32608WZ	Float Pan 46 6 Blade SF Z-Clip (ROT)	\$237.00	\$237.00	USD
32690WZ	Float Pan 46 6 Blade Flat Z-Clip(ROT)	\$237.00	\$237.00	USD
11979WZ	Float Pan 60 6 Blade SF Z-Clip (ROT)	\$360.00	\$360.00	USD
<b>Whiteman Vibratory Screed</b>				
<b>Engine-Powered - Truss Sections</b>				
WSHE25	Screed-Engine 2-1/2 section	\$825.00	\$825.00	USD
WSHE50	Screed-Engine 5 section	\$1,125.00	\$1,125.00	USD
WSHE75	Screed-Engine 7-1/2 section	\$1,595.00	\$1,595.00	USD
WSHE100	Screed-Engine 10 section	\$2,095.00	\$2,095.00	USD
<b>Engine-Powered - Truss Engine Options</b>				
WSHEKIT9H	SCREED-ENGINE ENGINE KIT HONDA GX270	\$2,085.00	\$2,085.00	USD
WSHE50KIT9H	SCREED-ENGINE 5 TRUSS W/HONDA GX270	\$3,040.00	\$3,040.00	USD
WSHEKIT11H	Screed-Engine Engine Kit GX340 Honda	\$2,345.00	\$2,345.00	USD
WSHE50KIT11H	Screed-Engine 5 truss w/Honda GX340	\$3,315.00	\$3,315.00	USD

Not responsible for typographical errors. All prices and specifications are subject to change without prior notice. All prices are confidential. Reproduction or distribution without express permission by Multiquip Inc. is prohibited. Note: specifications contained herein are for general descriptive purpose only; please refer to product literature or consult with Multiquip for full specifications.

\*\* Actual freight to apply.

MULTIQUIP INC.

POST OFFICE BOX 6254 • CARSON, CA 90749

310-537-3700 • 800-421-1244 • FAX: 310-537-3927

E-MAIL: mq@multiquip.com • www.multiquip.com



**Multiquip Inc.**

2017 Price Schedule

Date: 09/12/2017



Prepared By: Rob Thompson

<b>Engine-Powered - Accessories</b>				
WSHEH	Screed-Engine End Handles	\$735.00	\$735.00	USD
WSHW	Screed-Truss Hand Winches	\$905.00	\$905.00	USD
WSHESPW(L)	Screed-Engine Hyd Winch(L) w/2.5 truss	\$2,775.00	\$2,775.00	USD
WSHESPW(R)	Screed-Engine Hyd Winch(R) w/2.5 truss	\$2,775.00	\$2,775.00	USD
WSHRBE	Screed-Engine Reinforcement Bracket	\$110.00	\$110.00	USD
WSKITAEB	Screed-Truss Adj End Brackets-skidplate	\$510.00	\$510.00	USD
WSKITAEBR	Screed-Truss Adj End Brackets-roller	\$835.00	\$835.00	USD
WSHEKITUJ	Screed-Engine Universal Joint Kit	\$740.00	\$740.00	USD
WSHEIC	Screed-Engine Invert Crown Kit	\$1,595.00	\$1,595.00	USD
36243	Screed-Truss 2-wheel dolly	\$675.00	\$675.00	USD
<b>DuoScreed - Power Unit</b>				
DSGPULW	DuoScreed Power Unit Honda engine	\$2,090.00	\$2,090.00	USD
<b>DuoScreed - Blades</b>				
DSB6LW	DuoScreed 6 ft. (1.83m) Blade	\$405.00	\$405.00	USD
DSB8LW	DuoScreed 8 ft. (2.44m) Blade	\$460.00	\$460.00	USD
DSB10LW	DuoScreed 10 ft. (3.05m) Blade	\$520.00	\$520.00	USD
DSB12LW	DuoScreed 12 ft.(3.66m) Blade	\$580.00	\$580.00	USD
DSB14LW	DuoScreed 14 ft. (4.27m) Blade	\$635.00	\$635.00	USD
DSB16LW	DuoScreed 16 ft. (4.88m) Blade	\$665.00	\$665.00	USD
<b>DuoScreed - Accessories</b>				
DUOSCREEDSTAND	DuoScreed Display Stand with 15 IN Blade	\$150.00	\$150.00	USD
<b>Concrete Masonry Pumps and Sprayers</b>				
<b>Mechanical Concrete Pumps</b>				
C30HDG	Pump-Conc Zenith 58hp Gas engine	\$28,775.00	\$28,775.00	USD
C30HDGWR	Pump-Conc C30HDG w/Wrless Rem-Installed	\$30,575.00	\$30,575.00	USD
C30HDZ	Pump-Conc Duetz F2L2011F dsl engine	\$28,875.00	\$28,875.00	USD

Not responsible for typographical errors. All prices and specifications are subject to change without prior notice. All prices are confidential. Reproduction or distribution without express permission by Multiquip Inc. is prohibited. Note: specifications contained herein are for general descriptive purpose only; please refer to product literature or consult with Multiquip for full specifications.

\*\* Actual freight to apply.

MULTIQUIP INC.

POST OFFICE BOX 6254 • CARSON, CA 90749

310-537-3700 • 800-421-1244 • FAX: 310-537-3927

E-MAIL: mq@multiquip.com • www.multiquip.com

**Multiquip Inc.**  
**2017 Price Schedule**  
**Date: 09/12/2017**



Prepared By: Rob Thompson

C30HDZWR	Pump-Conc C30HDZ w/Wrless Rem-Installed	\$30,675.00	\$30,675.00	USD
<b>Hydraulic Concrete Pumps</b>				
LS300P	Concrete Pump Mayco Perkins Turbo 64HP	\$49,575.00	\$49,575.00	USD
LS300PWR	Concrete Pump Mayco Perkins WirelessCtrl	\$51,115.00	\$51,115.00	USD
LS400	MAYCO ConcretePump Remixer Deutz Turbo	\$61,000.00	\$61,000.00	USD
LS400WR	Pump-Conc LS400 w/Wrless Rem-Installed	\$62,570.00	\$62,570.00	USD
LS500	Concrete Pump Mayco w/Remixer w/DeutzEng	\$64,570.00	\$64,570.00	USD
LS500WR	Pump-Conc LS500 w/Wrless Rem-Installed	\$66,135.00	\$66,135.00	USD
LS600P	Concrete Pump Mayco w/Perkins Eng 110hp	\$74,000.00	\$74,000.00	USD
LS600PWR	Concrete Pump Mayco w/Perkins w/Wireless	\$75,570.00	\$75,570.00	USD
<b>Mayco Pump Accessories</b>				
EM23101	ASSY AIR VIBRATOR	\$285.00	\$285.00	USD
EM98215KIT	Radio Remote Control Kit C30HDNI/HDG	\$1,830.00	\$1,830.00	USD
EM98216KIT	Radio Remote Control Kit C30HDZ	\$1,830.00	\$1,830.00	USD
EMDC400K	Kit Electric Vibrator LS	\$1,550.00	\$1,550.00	USD
LSSTAB	Hydraulic Stabilizer Kit LS400 500 600	\$2,350.00	\$2,350.00	USD
EM98268	Wireless Radio Cntrl Kit LS300/400/500/	\$1,635.00	\$1,635.00	USD
<b>Chemical Sprayers</b>				
<b>Chemical Sprayers</b>				
WSC55	Spray Cart/Compressor and Pump complete	\$4,675.00	\$4,675.00	USD
WSC55C	Spray Cart only/ no spray system	\$1,450.00	\$1,450.00	USD
WSC55BM	Spray System /Barrel Mount Only-no cart	\$2,535.00	\$2,535.00	USD

Not responsible for typographical errors. All prices and specifications are subject to change without prior notice. All prices are confidential. Reproduction or distribution without express permission by Multiquip Inc. is prohibited. Note: specifications contained herein are for general descriptive purpose only; please refer to product literature or consult with Multiquip for full specifications.

\*\* Actual freight to apply.

MULTIQUIP INC.  
 POST OFFICE BOX 6254 • CARSON, CA 90749  
 310-537-3700 • 800-421-1244 • FAX: 310-537-3927  
 E-MAIL: mq@multiquip.com • www.multiquip.com



Prepared By: Rob Thompson

## Water Pumps and Trailers

### Pumps - Dewatering

#### Submersible Centrifugal Pumps - Single-Phase

SS233	Pump-Sub 2 1/2HP 115V 60GPM 1	\$250.00	\$250.00	USD
ST2037	Pump-Sub 2 1HP 115V 73GPM 1	\$405.00	\$405.00	USD
ST2037F	Pump-Sub 2 1HP 115V 73GPM 1 w/Float	\$510.00	\$510.00	USD
ST2038P	Pump-Sub 2 1HP 115V 60GPM 1	\$505.00	\$505.00	USD
ST2047	Pump-Sub 2 1HP 115V 87GPM 1	\$630.00	\$630.00	USD
ST3020BCUL	Pump-Sub 3 2HP 230V 170GPM 1	\$1,790.00	\$1,790.00	USD
YELLSUB	Pump-Sub 1 1/4 1/4HP 115V 33GPM 1	\$125.00	\$125.00	USD

#### Submersible Centrifugal Pumps - Three-Phase

ST3050D	Pump-Sub 3 5HP 230/460V 264GPM 3	\$2,985.00	\$2,985.00	USD
ST41230	Pump-Sub 4 10HP 230V 423GPM 3	\$3,870.00	\$3,870.00	USD
ST41460	Pump-Sub 4 10HP 460V 423GPM 3	\$3,870.00	\$3,870.00	USD
ST61230	Pump-Sub 6 15HP 230V 674GPM 3	\$5,245.00	\$5,245.00	USD
ST6125G	DISCONTINUED see ST61230 or ST61460	\$5,245.00	\$5,245.00	USD
ST61460	Pump-Sub 6 15HP 460V 674GPM 3	\$5,245.00	\$5,245.00	USD

#### Submersible Trash Pumps

PX400	Pump-Sub 2 Trash HP 115V 72GPM 1	\$560.00	\$560.00	USD
ST2010TCUL	Pump-Sub 2 Trash 1HP 115V 95GPM 1	\$1,210.00	\$1,210.00	USD
ST2040T	Pump-Sub 2 Trash 1HP 115V 79GPM 1	\$415.00	\$415.00	USD
ST2040TF	Pump-Sub 2 Trash 1HP 115V 79GPM wFloat	\$489.00	\$489.00	USD

#### Submersible Pump Control Boxes & Assemblies

CB12	Cntrl Box ST4125 ST6125 (230V only)	\$1,525.00	\$1,525.00	USD
CB1269	Cntrl Box ST41230 230V w/3 K69 Htrs.	\$1,525.00	\$1,525.00	USD
CB1274	Cntrl Box ST61230 230V w/3 K74 Htrs.	\$1,525.00	\$1,525.00	USD
CB14	Cntrl Box ST4125 ST6125 (460V only)	\$1,325.00	\$1,325.00	USD

Not responsible for typographical errors. All prices and specifications are subject to change without prior notice. All prices are confidential. Reproduction or distribution without express permission by Multiquip Inc. is prohibited. Note: specifications contained herein are for general descriptive purpose only; please refer to product literature or consult with Multiquip for full specifications.

\*\* Actual freight to apply.

**MULTIQUIP INC.**  
 POST OFFICE BOX 6254 • CARSON, CA 90749  
 310-537-3700 • 800-421-1244 • FAX: 310-537-3927  
 E-MAIL: [mq@multiquip.com](mailto:mq@multiquip.com) • [www.multiquip.com](http://www.multiquip.com)

**Multiquip Inc.**  
**2017 Price Schedule**  
**Date: 09/12/2017**



Prepared By: Rob Thompson

CB1456	Cntrl Box ST41460 460V w/3 K56 Htrs.	\$1,325.00	\$1,325.00	USD
CB1463	Cntrl Box ST61460 460V w/3 K63 Htrs.	\$1,325.00	\$1,325.00	USD
CB200	Cntrl Box ST3050D (230V or 460V)	\$1,095.00	\$1,095.00	USD
CB3	Cntrl Box 115V Pumps Incl. (2) SW1WOPA	\$695.00	\$695.00	USD
CB6	Cntrl Box 230V Pumps Incl. (2) SW1WOPA	\$745.00	\$745.00	USD
SW1A	Float Switch 115V w/Plug/Receptacle	\$80.00	\$80.00	USD
SW1WOPA	Float Switch 115V w/o Plug/Receptacle	\$80.00	\$80.00	USD
SW2A	Float Switch Dual 115V w/Plug/Receptacle	\$150.00	\$150.00	USD
<b>Centrifugal Pumps</b>				
QP2H	Pump-Centrifugal 2 Honda GX120 158GPM	\$655.00	\$655.00	USD
QP303H	Pump-Centrifugal 3 Honda GX160 245GPM	\$965.00	\$965.00	USD
QP402H	Pump-Centrifugal 4 Honda GX240 425GPM	\$1,900.00	\$1,900.00	USD
<b>High-Pressure Pumps</b>				
QP205SH	Pump-High Pressure 2 Honda GX160 106GPM	\$1,190.00	\$1,190.00	USD
QPT205SLT	Pump-High Pressure 2 Honda GX240 126GPM	\$1,960.00	\$1,960.00	USD
QPT305SLT	Pump-High Pressure 3 Honda GX340 145GPM	\$2,215.00	\$2,215.00	USD
QPT405SLT	Pump-High Pressure 4 Honda GX390 210GPM	\$4,525.00	\$4,525.00	USD
<b>Trash Pumps</b>				
MQ600H	Pump Trash 6 HATZ 1600 GPM Skid	\$36,995.00	\$36,995.00	USD
MQ600HTB	Pump Trash 6 HATZ 1600 GPM TLRB	\$39,995.00	\$39,995.00	USD
MQ600HTP	Pump Trash 6 HATZ 1600 GPM TLRP	\$39,995.00	\$39,995.00	USD
MQ600TD80-TLRBEX	Pump-Trash 6 Deutz TRLR600B -EXPORT only	\$31,500.00	\$31,500.00	USD
QP2TH	Pump-Trash 2 Honda GX160 211GPM	\$1,470.00	\$1,470.00	USD
QP2TK	Pump Trash 2 Kubota OC60 Diesel	\$3,500.00	\$3,500.00	USD
QP3TI	Pump-Trash 3 AUTO Honda iGX270 w/Floats	\$5,569.00	\$5,569.00	USD
QP2TZ	Pump-Trash 2 Hatz 1B20 198GPM	\$3,265.00	\$3,265.00	USD
QP3TH	Pump-Trash 3 Honda GX240 396GPM	\$1,805.00	\$1,805.00	USD

Not responsible for typographical errors. All prices and specifications are subject to change without prior notice. All prices are confidential. Reproduction or distribution without express permission by Multiquip Inc. is prohibited. Note: specifications contained herein are for general descriptive purpose only; please refer to product literature or consult with Multiquip for full specifications.

\*\* Actual freight to apply.

**MULTIQUIP INC.**  
**POST OFFICE BOX 6254 • CARSON, CA 90749**  
**310-537-3700 • 800-421-1244 • FAX: 310-537-3927**  
**E-MAIL: mq@multiquip.com • www.multiquip.com**

**Multiquip Inc.**

2017 Price Schedule

Date: 09/12/2017



Prepared By: Rob Thompson

QP3TZ	Pump-Trash 3 Hatz 1B30 383GPM	\$3,915.00	\$3,915.00	USD
QP4TH	Pump-Trash 4 Honda GX340 555GPM	\$3,245.00	\$3,245.00	USD
QP3TK	Pump Trash 3 Kubota OC60 Diesel	\$3,915.00	\$3,915.00	USD
QP4TZ	Pump-Trash 4 Hatz recoil/elect 526GPM	\$8,000.00	\$8,000.00	USD
QP4TK	Pump Trash 4 Kubota OC95 Diesel	\$7,800.00	\$7,800.00	USD
QP4TZT10P	Pump-Trash QP4TZ mounted on TRLR10P	\$9,150.00	\$9,150.00	USD
QP4TZTMP16F	Pump-Trash QP4TZ mounted on TRLRMP16F	\$10,035.00	\$10,035.00	USD
QP4TKT10	Pump Trash QP4TK Trailer 10GAL	\$9,150.00	\$9,150.00	USD
QP4TKT16	Pump Trash QP4TK Trailer 16GAL	\$10,035.00	\$10,035.00	USD
QP4TZTMPXF	Pump-Trash QP4TZ mounted on TRLRMPXF	\$10,595.00	\$10,595.00	USD
QP4TKT28	Pump Trash QP4TK Trailer 28GAL	\$10,595.00	\$10,595.00	USD
<b>QP3Ti Accessories</b>				
FS65	Float Switch Dual Float Assy 65 QP3Ti	\$829.00	\$829.00	USD
QP3BOX	Utility Box for QP3Ti only	\$303.00	\$303.00	USD
<b>Diaphragm Pumps</b>				
MQD2H	Pump-Diaphragm 2 Honda GX120 50GPM	\$2,195.00	\$2,195.00	USD
MQD3H	Pump-Diaphragm 3 Honda GX120 90GPM	\$2,345.00	\$2,345.00	USD
<b>Pumps - Trailers, Wheel Kits and Hoses</b>				
<b>Wheel Kits</b>				
UWK4	Wheel Kit QP4T pumps only	\$290.00	\$290.00	USD
UWKB	Wheel Kit Universal Pumps/Generators	\$250.00	\$250.00	USD
UWKST	Discontinued Model - see UWKB	\$250.00	\$250.00	USD
<b>Trailers</b>				
TRLR10P	Trlr-Hwy Trailer for QP4TZ	\$1,530.00	\$1,530.00	USD
TRLR600B	Trlr-Kit Asm MQ600 2 5/16 Ball No Tank	\$2,340.00	\$2,340.00	USD
TRLR600P	Trlr-Kit Asm Mq600 3 Pintle No Tank	\$2,340.00	\$2,340.00	USD
<b>Suction Hose - Standard Fittings</b>				

Not responsible for typographical errors. All prices and specifications are subject to change without prior notice. All prices are confidential. Reproduction or distribution without express permission by Multiquip Inc. is prohibited. Note: specifications contained herein are for general descriptive purpose only; please refer to product literature or consult with Multiquip for full specifications.

\*\* Actual freight to apply.

MULTIQUIP INC.

POST OFFICE BOX 6254 • CARSON, CA 90749

310-537-3700 • 800-421-1244 • FAX: 310-537-3927

E-MAIL: mq@multiquip.com • www.multiquip.com

**Multiquip Inc.**  
**2017 Price Schedule**  
**Date: 09/12/2017**



Prepared By: Rob Thompson

HS1520	Hose Suction 1.5 x 20 ft NPT Thrd.	\$60.00	\$60.00	USD
HS1525	Hose Suction 1.5 x 25 ft NPT Thrd.	\$70.00	\$70.00	USD
HS220	Hose Suction 2 x 20 ft NPT Thrd.	\$95.00	\$95.00	USD
HS225	Hose Suction 2 x 25 ft NPT Thrd.	\$105.00	\$105.00	USD
HS320	Hose Suction 3 x 20 ft NPT Thrd.	\$170.00	\$170.00	USD
HS325	Hose Suction 3 x 25 ft NPT Thrd.	\$185.00	\$185.00	USD
HS420	Hose Suction 4 x 20 ft NPT Thrd.	\$330.00	\$330.00	USD
HS425	Hose Suction 4 x 25 ft NPT Thrd.	\$385.00	\$385.00	USD
HS620	Hose Suction 6 x 20 ft NPT Thrd.	\$570.00	\$570.00	USD
HS625	Hose Suction 6 x 25 ft NPT Thrd.	\$680.00	\$680.00	USD
<b>Suction Hose - Quick Couplers</b>				
HSQ1520	Hose Suction 1.5 x 20 ft Quick Coupler	\$85.00	\$85.00	USD
HSQ220	Hose Suction 2 x 20 ft Quick Coupler	\$130.00	\$130.00	USD
HSQ225	Hose Suction 2 x 25 ft Quick Coupler	\$140.00	\$140.00	USD
HSQ320	Hose Suction 3 x 20 ft Quick Coupler	\$200.00	\$200.00	USD
HSQ325	Hose Suction 3 x 25 ft Quick Coupler	\$220.00	\$220.00	USD
HSQ420	Hose Suction 4 x 20 ft Quick Coupler	\$355.00	\$355.00	USD
HSQ425	Hose Suction 4 x 25 ft Quick Coupler	\$415.00	\$415.00	USD
HSQ625	Hose Suction 6 x 25 ft Quick Coupler	\$920.00	\$920.00	USD
<b>Discharge Hose - Standard Fittings</b>				
HD1550	Hose Discharge 1.5 x 50 ft NPT Thrd.	\$65.00	\$65.00	USD
HD250	Hose Discharge 2 x 50 ft NPT Thrd.	\$105.00	\$105.00	USD
HD350	Hose Discharge 3 x 50 ft NPT Thrd.	\$125.00	\$125.00	USD
HD450	Hose Discharge 4 x 50 ft NPT Thrd.	\$230.00	\$230.00	USD
HD650	Hose Discharge 6 x 50 ft NPT Thrd.	\$450.00	\$450.00	USD
<b>Discharge Hose - Quick Couplers</b>				
HDQ1550	Hose Disch. 1.5 x 50 Quick Coupler	\$95.00	\$95.00	USD

Not responsible for typographical errors. All prices and specifications are subject to change without prior notice. All prices are confidential. Reproduction or distribution without express permission by Multiquip Inc. is prohibited. Note: specifications contained herein are for general descriptive purpose only; please refer to product literature or consult with Multiquip for full specifications.

\*\* Actual freight to apply.

MULTIQUIP INC.  
 POST OFFICE BOX 6254 • CARSON, CA 90749  
 310-537-3700 • 800-421-1244 • FAX: 310-537-3927  
 E-MAIL: mq@multiquip.com • www.multiquip.com

**Multiquip Inc.**  
**2017 Price Schedule**  
**Date: 09/12/2017**



Prepared By: Rob Thompson

A150A	Coupling Female Quick Connect	\$35.56	\$35.56	USD
A200A	Coulper Type A 2 Male Q/D X Female NPT	\$15.23	\$15.23	USD
HDQ1550HP	Hose Disch. 1.5 x 50 Hi Press QC	\$180.00	\$180.00	USD
HDQ250	Hose Disch. 2 x 50 Quick Coupler	\$130.00	\$130.00	USD
A300A	Coulper Type A 3 Male Q/D X Female NPT	\$24.56	\$24.56	USD
A400A	Coupler Type a 4 Male Q/D x Female NPT	\$59.29	\$59.29	USD
HDQ350	Hose Disch. 3 x 50 Quick Coupler	\$200.00	\$200.00	USD
HDQ450	Hose Disch. 4 x 50 Quick Coupler	\$315.00	\$315.00	USD
A600A	COUPLER 6 FEMALE ALUM MQ600	\$200.38	\$200.38	USD
HDQ650	Hose Disch. 6 x 50 Quick Coupler	\$625.00	\$625.00	USD
<b>Fire Hose Accessories</b>				
HDFNST	Hose Disch. 2 x 25 Fire Hyd FNST & QC	\$195.00	\$195.00	USD
FIRENOZ15	Nozzle Fire Hose 1.5 NPT Thrd.	\$40.00	\$40.00	USD
<b>Water Trailers</b>				
<b>Water Trailers</b>				
WT5C	Water Trailer 525 Gal TRLR70H QP2HLF	\$7,700.00	\$7,700.00	USD
WTE5C	Water Trailer 525 Gal TRLR70E QP2HLF	\$7,700.00	\$7,700.00	USD
WT5HP	WATER TRAILER 525G HIGH PRESS. TRLR70H	\$9,700.00	\$9,700.00	USD
WTE5HP	WATER TRAILER 525G HIGH PRESS. TRLR70E	\$9,700.00	\$9,700.00	USD
WT5HR	Hose Reel Assy WT5 Water Trailers	\$550.00	\$550.00	USD

Not responsible for typographical errors. All prices and specifications are subject to change without prior notice. All prices are confidential. Reproduction or distribution without express permission by Multiquip Inc. is prohibited. Note: specifications contained herein are for general descriptive purpose only; please refer to product literature or consult with Multiquip for full specifications.

\*\* Actual freight to apply.

**MULTIQUIP INC.**  
 POST OFFICE BOX 6254 • CARSON, CA 90749  
 310-537-3700 • 800-421-1244 • FAX: 310-537-3927  
 E-MAIL: mq@multiquip.com • www.multiquip.com

**Multiquip Inc.**

2017 Price Schedule

Date: 09/12/2017



Prepared By: Rob Thompson

**Saws and Drills****Masonry Table Saws****MasonPro 1 Series**

MP115E	Saw Masonry 14 1.5HP 115/230V 60Hz	\$2,825.00	\$2,825.00	USD
MP120E	Saw Masonry 14 2HP 115/230V 60Hz	\$2,900.00	\$2,900.00	USD
MP1H	Saw Masonry 14 Honda Gas GX160	\$3,040.00	\$3,040.00	USD

**MasonPro 1 Accessories**

TRAK14SS	Saw Masonry Support Stand MP1 Series	\$215.00	\$215.00	USD
----------	--------------------------------------	----------	----------	-----

**MasonPro 2 Series**

MP25E1	Saw Masonry 20 5HP 230V 60Hz 1	\$4,465.00	\$4,465.00	USD
MP25E3	Saw Masonry 20 5HP 230V 60Hz 3	\$4,600.00	\$4,600.00	USD
MP2H	Saw Masonry 20 Honda Gas GX270	\$4,400.00	\$4,400.00	USD

**MP3 Series**

MP3	Saw Masonry 14 Compact 2.5HP 115V	\$1,080.00	\$1,080.00	USD
-----	-----------------------------------	------------	------------	-----

**MP3 Accessories**

MS3SS	Saw Masonry Support Stand Kit MS3/MP3	\$150.00	\$150.00	USD
MS3WK	Saw Masonry Water Kit MS3/MP3	\$265.00	\$265.00	USD
MP3DK	MP3 Dust Collection Kit	\$250.00	\$250.00	USD

**Tile Saws****Tile Pro Series**

TP7X	Tile Saw 7 115V/10A 60Hz Compact	\$735.00	\$735.00	USD
TP24	Tile Saw 10 115V 24 60Hz STD	\$1,050.00	\$1,050.00	USD
TP24X	Tile Saw 10 115V 24 60Hz PREM	\$1,545.00	\$1,545.00	USD

**Tile Pro Accessories**

TSS	Stand Tile Saw TP7X TP24 TP7 TS7	\$125.00	\$125.00	USD
TSSX	Stand Tile Saw TP24X TP1020/1024	\$150.00	\$150.00	USD

**Pavement Street Saws**

Not responsible for typographical errors. All prices and specifications are subject to change without prior notice. All prices are confidential. Reproduction or distribution without express permission by Multiquip Inc. is prohibited. Note: specifications contained herein are for general descriptive purpose only; please refer to product literature or consult with Multiquip for full specifications.

\*\* Actual freight to apply.

MULTIQUIP INC.

POST OFFICE BOX 6254 • CARSON, CA 90749

310-537-3700 • 800-421-1244 • FAX: 310-537-3927

E-MAIL: mq@multiquip.com • www.multiquip.com



## Air Compressors

### Air Compressors

DIS185SSI4F	185 cfm Air Compressor	\$16,950.00	\$16,950.00	USD
-------------	------------------------	-------------	-------------	-----

### Cold Weather Block Heaters

MQPHEATKIT-A/C185	Blk Heater 500W DIS185	\$450.00	\$450.00	USD
-------------------	------------------------	----------	----------	-----

### Hose Reels

MQPSINGLEREEL50	Curbside Retractable Reel x 50	\$1,050.00	\$1,050.00	USD
-----------------	--------------------------------	------------	------------	-----

Not responsible for typographical errors. All prices and specifications are subject to change without prior notice. All prices are confidential. Reproduction or distribution without express permission by Multiquip Inc. is prohibited. Note: specifications contained herein are for general descriptive purpose only; please refer to product literature or consult with Multiquip for full specifications.

\*\* Actual freight to apply.

MULTIQUIP INC.  
POST OFFICE BOX 6254 • CARSON, CA 90749  
310-537-3700 • 800-421-1244 • FAX: 310-537-3927  
E-MAIL: mq@multiquip.com • www.multiquip.com



**Multiquip Inc.**

2017 Price Schedule

Date: 09/12/2017



Prepared By: Rob Thompson

<b>SlabSaver Series</b>				
SP1G	Saw Green Flat Push 10 Honda GX200	\$2,489.00	\$2,489.00	USD
<b>StreetPro 1 Series</b>				
SP118	SAW FLAT PUSH 18 HONDA GX390	\$3,165.00	\$3,165.00	USD
SP1E16A	Saw Flat Push Elec 5HP 230V 1-PH 60Hz	\$3,020.00	\$3,020.00	USD
<b>StreetPro 1 Accessories</b>				
SP1WK	Water Kit 5 Gal SP118	\$110.00	\$110.00	USD
SPBG20	Saw-Floor Blade Guard Kit 20	\$400.00	\$400.00	USD
SPBG16	Blade Guard Kit 16	\$300.00	\$300.00	USD
<b>StreetPro 2 Series - Push</b>				
SP213H20A	Saw Flat Push 20 Honda GX390	\$3,245.00	\$3,245.00	USD
<b>StreetPro 2 Series - Self-Propelled</b>				
SP2S20H	Saw Flat SelfProp 20 Honda GX630	\$6,890.00	\$6,890.00	USD
SP2S13H20A	Saw Flat SelfProp 20 Honda GX390	\$5,025.00	\$5,025.00	USD
<b>StreetPro 2 Series Accessories</b>				
SPBG16A	Blade Guard SP1/2 16 Yellow	\$315.00	\$315.00	USD
SPBG18Y	Blade Guard SP1/2 18 Yellow	\$420.00	\$420.00	USD
<b>Core Drill Machines</b>				
<b>Core Drills</b>				
CDM1H	Core Drill Hand-Held 115V 50/60Hz	\$600.00	\$600.00	USD
<b>Stands &amp; Motors</b>				
CDM2CSA	Core Drill Angle Stand 9 Bit Capacity	\$650.00	\$650.00	USD
CDM3CS	Core Drill Stand 12 Bit Capacity	\$815.00	\$815.00	USD
CDM3CSA	Core Drill Angle Stand 12 Bit Capacity	\$970.00	\$970.00	USD
DM15A9C	Core Drill Mtr. 120V/60Hz 2-speed	\$915.00	\$915.00	USD
DM4094	Core Drill Mtr. 120V/60Hz Milwaukee 4094	\$1,475.00	\$1,475.00	USD
DM4096	Core Drill Mtr. 120V/60Hz Milwaukee 4096	\$1,495.00	\$1,495.00	USD
<b>Core Drill Machine Accessories</b>				

Not responsible for typographical errors. All prices and specifications are subject to change without prior notice. All prices are confidential. Reproduction or distribution without express permission by Multiquip Inc. is prohibited. Note: specifications contained herein are for general descriptive purpose only; please refer to product literature or consult with Multiquip for full specifications.

\*\* Actual freight to apply.

MULTIQUIP INC.  
 POST OFFICE BOX 6254 • CARSON, CA 90749  
 310-537-3700 • 800-421-1244 • FAX: 310-537-3927  
 E-MAIL: mq@multiquip.com • www.multiquip.com

**Multiquip Inc.****2017 Price Schedule****Date: 09/12/2017**

Prepared By: Rob Thompson

CDM3CP	Core Drill Control Panel Milwaukee Mtr.	\$170.00	\$170.00	USD
CDM3SP	Core Drill Spacer Block	\$150.00	\$150.00	USD
CDMVP	Core Drill Vacuum Pump for CDM2/CDM3	\$430.00	\$430.00	USD

**Core Bits****Core Bits**

2PRB	2 Turbo WET CORE BIT PREMIUM	\$140.00	\$140.00	USD
212PRB	2 1/2 Turbo WET CORE BIT PREMIUM	\$152.00	\$152.00	USD
3PRB	3 Turbo WET CORE BIT PREMIUM	\$195.00	\$195.00	USD
4PRB	4 Turbo WET CORE BIT PREMIUM	\$240.00	\$240.00	USD

Not responsible for typographical errors. All prices and specifications are subject to change without prior notice. All prices are confidential. Reproduction or distribution without express permission by Multiquip Inc. is prohibited. Note: specifications contained herein are for general descriptive purpose only; please refer to product literature or consult with Multiquip for full specifications.

\*\* Actual freight to apply.

**MULTIQUIP INC.****POST OFFICE BOX 6254 • CARSON, CA 90749****310-537-3700 • 800-421-1244 • FAX: 310-537-3927****E-MAIL: [mq@multiquip.com](mailto:mq@multiquip.com) • [www.multiquip.com](http://www.multiquip.com)**

**Multiquip Inc.**

2017 Price Schedule

Date: 09/12/2017



Prepared By: Rob Thompson

**Lighting****Light Towers****Light Towers**

LT6K	Light Tower 6Kw 60Hz 4Kw Lights Kohler	\$12,500.00	\$12,500.00	USD
LT6K5	Light Tower 6Kw 50Hz 4Kw Lights Kohler	\$12,850.00	\$12,850.00	USD
LT6KV	Light Tower Vert Mast 6Kw 60Hz Kohler	\$14,999.00	\$14,999.00	USD
LT6K5V	Light Tower Vert Mast 6Kw 50Hz Kohler	\$15,399.00	\$15,399.00	USD
MLTCAM	TRAILER ASM MLT CAMERA MOUNT	\$4,675.00	\$4,675.00	USD
MLT	Light Tower Modular less power source	\$7,125.00	\$7,125.00	USD
MLTDA72GH	Light Tower Mod w/DA7000SSA2GH Mod Gen	\$17,200.00	\$17,200.00	USD
MLTDAC7	Light Tower Modular w/DAC7000SSA genset	\$14,625.00	\$14,625.00	USD
MLTDA72	Modular Light Tower w/ DA7000SSA2 Genset	\$16,595.00	\$16,595.00	USD
MLTSDW7	Light Tower Modular w/SDW225SSA Welder	\$19,500.00	\$19,500.00	USD

**Light Tower Accessories**

29720	Hitch Ball 2 Adjustable Height LT12	\$170.00	\$170.00	USD
29721	Hitch Pintle Kit Adjustable Height Optio	\$170.00	\$170.00	USD
29791	Hitch Pintle Kit Fixed LT12	\$45.00	\$45.00	USD
34812	Hitch Ball Kit 2-5/16 Adjustable LT	\$170.00	\$170.00	USD

**GloBug Balloon Lights****GloBug Balloon Lights**

GBC	Light Balloon 4-whl Cart 1KW E-ballast	\$5,245.00	\$5,245.00	USD
GBP	Light Balloon Lamp ONLY 1KW E-ballast	\$4,095.00	\$4,095.00	USD
GBS	Light Balloon EquipMount 1KW E-ballast	\$4,410.00	\$4,410.00	USD
GBW	Light Balloon Penta Stand 1KW E-ballast	\$4,675.00	\$4,675.00	USD
GB12BP	Light Balloon Lamp ONLY 400W E-Ballast	\$2,590.00	\$2,590.00	USD
GB12BS	Light Balloon Off Set Pole 400 W Light	\$2,995.00	\$2,995.00	USD

Not responsible for typographical errors. All prices and specifications are subject to change without prior notice. All prices are confidential. Reproduction or distribution without express permission by Multiquip Inc. is prohibited. Note: specifications contained herein are for general descriptive purpose only; please refer to product literature or consult with Multiquip for full specifications.

\*\* Actual freight to apply.

MULTIQUIP INC.

POST OFFICE BOX 6254 • CARSON, CA 90749

310-537-3700 • 800-421-1244 • FAX: 310-537-3927

E-MAIL: mq@multiquip.com • www.multiquip.com

**Multiquip Inc.**

2017 Price Schedule

Date: 09/12/2017



Prepared By: Rob Thompson

GB12BW	Light Balloon Tripod 400 Watt Light	\$2,995.00	\$2,995.00	USD
GB2000	Light Balloon for Light Towers 2000W	\$4,300.00	\$4,300.00	USD
GB4000	Light Balloon 4000W for Light Towers	\$5,700.00	\$5,700.00	USD
<b>GloBug LED Balloon Lights</b>				
GB3LED	Light Balloon Tripod LED 300W	\$3,999.00	\$3,999.00	USD
GB3LEDB	Light Balloon Lamp ONLY LED 300W	\$3,525.00	\$3,525.00	USD
GB3LEDC	Light Balloon 4-whl Cart LED 300W	\$4,699.00	\$4,699.00	USD
GB8LED	Light Balloon LED 800W w/ Pentapod	\$5,999.00	\$5,999.00	USD
GB8LEDB	Light Balloon LED 800W lamp only	\$5,279.00	\$5,279.00	USD
GBC8LED	Light Balloon 4-whl Cart LED 800W	\$6,699.00	\$6,699.00	USD
<b>GloBug 4-Spot Light Towers</b>				
GB43SC	Light Balloon 4-Spot 400W ea 4-whl cart	\$5,975.00	\$5,975.00	USD
A000019600	Tripod Assy GB12BW	\$814.55	\$814.55	USD
GBSPOLE	Pole Asm 90 Deg Equip Mnt Less Lamp	\$445.00	\$445.00	USD
GBCCART	Complete Cart Only Less Lamp	\$2,525.00	\$2,525.00	USD
GB43LED	Light Balloon 4-Spot 300W LED 4-whl Cart	\$7,980.00	\$7,980.00	USD
GBWSTAND	Complete Pentapod Only Less Lamp	\$1,795.00	\$1,795.00	USD
GB12BWSTAND	GBug Tripod Stand w/Cover GB12 GB3LED	\$969.00	\$969.00	USD
GBXPOLE	Light Balloon Extension Pole GBCE & GBWE	\$125.00	\$125.00	USD
<b>GloBug Balloon Light Accessories</b>				
GB36	Balloon Bag only GBug 36 No Reflect 1kW	\$360.00	\$360.00	USD
GB48	Balloon Bag only GBug 48 No Reflect 1kW	\$400.00	\$400.00	USD
GBB85D	Balloon Bag only GBug Std 300/400W	\$200.00	\$200.00	USD
GBBAL115D	Balloon Bag only GloBug Std 1kW	\$395.00	\$395.00	USD
GBBALD1	Light Balloon Message Strip GBBAL115D	\$50.00	\$50.00	USD
GBBALD1JR	Light Balloon Message Strip GB12 8.75x31	\$140.00	\$140.00	USD
GBHM	Light Balloon GloBug Hitch Mount Kit	\$325.00	\$325.00	USD

Not responsible for typographical errors. All prices and specifications are subject to change without prior notice. All prices are confidential. Reproduction or distribution without express permission by Multiquip Inc. is prohibited. Note: specifications contained herein are for general descriptive purpose only; please refer to product literature or consult with Multiquip for full specifications.

\*\* Actual freight to apply.

MULTIQUIP INC.

POST OFFICE BOX 6254 • CARSON, CA 90749

310-537-3700 • 800-421-1244 • FAX: 310-537-3927

E-MAIL: mq@multiquip.com • www.multiquip.com

# Multiquip Inc.

2017 Price Schedule

Date: 09/12/2017



Prepared By: Rob Thompson

GBMP	Light Balloon GloBug Mounting Plate Kit	\$325.00	\$325.00	USD
G8368MS	Light Balloon Message Strip 36 Blank	\$131.00	\$131.00	USD

Not responsible for typographical errors. All prices and specifications are subject to change without prior notice. All prices are confidential. Reproduction or distribution without express permission by Multiquip Inc. is prohibited. Note: specifications contained herein are for general descriptive purpose only; please refer to product literature or consult with Multiquip for full specifications.

\*\* Actual freight to apply.

MULTIQUIP INC.  
POST OFFICE BOX 6254 • CARSON, CA 90749  
310-537-3700 • 800-421-1244 • FAX: 310-537-3927  
E-MAIL: [mq@multiquip.com](mailto:mq@multiquip.com) • [www.multiquip.com](http://www.multiquip.com)

**ATTACHMENT L**  
**PATCH TRUCK, PATCHERS**

[illegible]

**Attachments/Accessories: -3 % OEM Repair Parts: 0 % Options: -3 %**

**Multiple Unit discount: 0 % (In addition to the equipment discount) based on        Units purchased**

Extended Warranty offered? X Yes      No If yes, please attach information for the extended warranty purchase.  
Discount offered 0 %

**Physical Address for Repair**  
**4123 North Banner Road**  
**El Reno, OK 73036**

# ROADPATCHER



# ELECTRONIC BUILD SHEET

Purchase Order Number	Special Option Request
	Customer Supplied Chassis

SOLD TO: Dealership Name		CUSTOMER NAME	
Address:		Address:	

## ROADPATCHER STANDARD EQUIPMENT

Pump, Variable displacement load sense piston	Boom, front of cab mounted
Hydraulic Tank, 40 gallon, w/ shut-off valve	97 Degree swing x 74" travel
Tank & Cab mounted level and temperature indicator	Tilting nozzle optional
Hydraulic system pressure, 3200 psi	Remote on/off emulsion valve and emulsion flow control valve
5 Micro Tank Breather Filter	
10 micron cartridge return filter	
100 Mesh Suction Strainer	30 Gallon with sight level gauge
850 BTU/hr/degree F, oil to air 12v fan oil cooler	Tank mounted pressure gauge and shut-off valves
	Remote operated from cab, 3-way emulsion / flush valve
One coat sealer / urethane primer	
Two coats of Imron Elite polyurethane, white standard	
	Isuzu 4LE1 Turbo charged diesel
	Displacement, 2.2L (134.24 cu. In.)
Construction, A36 Carbon Steel, 10 Gauge	48.1 HP @2600 RPM / Max. Torque 103 LB-FT @ 1800 RPM
Capacity, 6.5 Cu.Yd.	Donaldson two element dry type air cleaner with restriction indicator
Fill Opening, 9' 10" x 6' 10"	Full flow spin-on oil filter
Aggregate feed, Rubber belt conveyor with rotary air lock	Three point automatic safety shut down
Heavy Duty retractable vinyl cover	
Conveyor bottom	Patcher controls & gauges on in-cab console:
	Keyed Ignition switch & Electronic Throttle
Positive displacement lobe type air pump	Voltmeter, tach, oil pressure, water temp and hour meter
Direct Drive from hydraulic motor	Back lit sealed rocker switches with icon and text markings
435 CFM Output	7" TFT LCD "Heads-up" color display, 800 x 480 pixels
	Full function proportional joy stick. Boom/Blower/Rock /Emulsion
300 Gallon (Optional 400 gallon)	
Heating, Auxiliary engine or 115 volts (230 volt optional)	
12" fill / service hatch	4 way LED flashing lights
70 PSI system pressure	Rear view camera system
	Slow moving vehicle emblem, backup alarm,
Hose, 2-1/2" Rubber lined spiral reinforced	5-lb fire extinguisher, and a warning triangle kit.
Nozzle, Heated eight hole spray ring	
Quick disconnect couplings for serviceability	
12 Months 1200 Hours	

## AUXILIARY ENGINE OPTIONS

SIRP6

1	Roadpatcher, Twin Engine	SIRP6	\$	124,124.00
	Subtotal Auxiliary Engine Options		\$	124,124.00

## ROADPATCHER BUMPER OPTIONS

SIRP6

1	Bumper, Nozzle	203Q15	\$	0.00
---	----------------	--------	----	------



	Bumper, w/ Nozzle Tilt	203097	\$	1,745.00
	Subtotal Auxiliary Engine Options		\$	0.00
ROADPATCHER OPTIONS				
	Hand Held Wand and Hose	203J58	\$	940.00
	Aggregate Hopper Heating System	203J29	\$	1,545.00
	Hydraulic Filter Shutoff	203J16	\$	85.00
	Volume Gauge, Emulsion Tank	203M16	\$	790.00
1	300 Gallon Emulsion Tank	203Q14	\$	0.00
	400 Gallon Emulsion Tank	203Q05	\$	1,790.00
	Subtotal Gutter Broom Options		\$	0.00
MISCELLANEOUS OPTIONS				
1	Camera System, Single	203X81	\$	0.00
	Camera System, Dual	203X82	\$	330.00
	Camera System, Three	203Z99	\$	660.00
	Manual, Patcher, Additional Copy	203J47	\$	135.00
	Leak Detection Kit	66525	\$	389.00
	Subtotal Miscellaneous Options		\$	0.00
LIGHTING OPTIONS				
	Tail Lights, LED STANDARD	203B76	\$	0.00
	Strobe, LED Cab Cabover	203Z70	\$	465.00
	Strobe, LED Cab W/Guard Cabover	203Z05	\$	630.00
	Barlight, LED Cab	203B04	\$	885.00
	Barlight, LED Cab W/ Guard	203B05	\$	1,176.00
	Night Operating Lights	203I94	\$	510.00
	LED Arrowboard	203R50	\$	2,770.00
	Floodlight, LED (State location of floodlight in notes)	203V45	\$	210.00
	Subtotal Lighting Options		\$	0.00
SPECIAL PAINT OPTIONS				
1	Paint, Standard	0	\$	0.00
	Paint, Special: Patcher Unit Only *	203N70	\$	1,170.00
	Paint, Special: Chassis Only *	203N71	\$	3,881.00
	Special Paint Color: _____ Special Paint Code: _____			
1	Decal Kit	204E41	\$	0.00
	Subtotal Special Paint		\$	0.00
CABOVER CHASSIS OPTIONS				
	Mirror, 12" Parabolic, Set	203616	\$	375.00
	Air Filter Restrict Ind Chassis	203465	\$	300.00
	Tire & Rim, Spare AutoCar	203468	\$	1,703.00



# STREET MAX



# ELECTRONIC BUILD SHEET

Purchase Order Number	Special Option Request
	Customer Supplied Chassis

SOLD TO: Dealership Name		CUSTOMER NAME	
Address:		Address:	

## Spray Patcher Street Max STANDARD EQUIPMENT

Pump, 12 volt power unit	Boom, rear mounted, spring suspension three segment
Hydraulic system pressure, 2000 psi	Balanced with leveling controls
	177" patch radius (4.5m)
	Manual nozzle tilt
One coat sealer / urethane primer	
Two coats of Imron Elite polyurethane, Yellow standard color	
	29 Gallon with sight level gauge
	Tank mounted pressure gauge and shut-off valves
Construction, A36 Carbon Steel, 10 Gauge	Remote operated from cab, 3-way emulsion / flush valve
Capacity, 2.0 Cu.FT.	
Fill Opening, 30" x 14"	
Forward trailer tongue mounted	Isuzu 4LE1 Turbo charged diesel
Aggregate feed, Gravity from dump truck to trailer venturi	Displacement, 2.2L (134.24 cu. In.)
	48.1 HP @ 2600 RPM / Max. Torque 103 LB-FT @ 1800 RPM
	Donaldson two element dry type air cleaner with restriction indicator
	Full flow spin-on oil filter
	Three point automatic safety shut down
670 CFM Output	Patcher controls & gauges on boom mounted console:
Positive displacement lobe type air pump	Keyed Ignition switch & Electronic Throttle
Direct Drive from engine	Horn for operator to driver alert
	Voltmeter, tach, oil pressure, water temp and hour meter
	Back lit sealed rocker switches with icon and text markings
70 PSI system pressure	Operator on/off emulsion valve and emulsion flow control valve
300 Gallon, R value 20 2-1/2" polyurethane foam installation	
Heating, Auxiliary engine or 115 volts (230 volt optional)	12 Volt 550 CCA
12" fill / service hatch	Axle Rating 14,400 LB
	Air Compressor 8.5 CFM @ 150 PSI
Hose, 3-1/2" Rubber lined spiral reinforced	
Nozzle, Heated eight hole spray ring	Wireless rear view camera system
	Amber LED Strobe
12 Months 1200 Hours	

1	Street Max, Tier IV	SISP550	\$	66,020.00
	Subtotal Auxiliary Engine Options		\$	66,020.00
SPRAYPATCHER OPTIONS				
1	Wireless Backup Camera	204K95	\$	0.00

[illegible]

			<b>Subtotal Special Options</b>	<b>\$ 0.00</b>
			<b>PATCHER EXTENDED WARRANTIES**</b>	
			STANDARD- 1 Year or 1200 hours	\$ 0.00
			SILVER- 2 Years or 2400 Hours	\$ 895.00
			GOLD- 3 Years or 3600 Hours	\$ 2,150.00
			PLATINUM- 4 Years or 4800 Hours	\$ 2,995.00
			DIAMOND- 5 Years or 6000 Hours	\$ 3,995.00
			<b>Subtotal Patcher Extend Warranties</b>	<b>\$ 0.00</b>
			<b>**Auxiliary power are ls separate, and needs to be purchased through local dealer/distributors</b>	





[illegible]



ATTACHMENT E  
COMPACTOR

[illegible]

**Attachments/Accessories:** -3 % **OEM Repair Parts:** 0 % **Options:** -3 %

**Multiple Unit discount:** 0 % (In addition to the equipment discount) based on \_\_\_\_\_ Units purchased

**Extended Warranty offered?        Yes   X   No** If yes, please attach information for the extended warranty purchase.

Discount offered N/A %

**Physical Address for Repair**  
**4123 North Banner Road**  
**El Reno, OK 73036**

## DRUM, SINGLE, DOUBLE, COMBI, STATIC, PNEUMATIC COMPACTOR

[illegible]

**Attachments/Accessories: -3 % OEM Repair Parts: 0 % Options: -3 %**

**Multiple Unit discount:** 0 % (In addition to the equipment discount) based on        Units purchased

Extended Warranty offered?        Yes     X     No    If yes, please attach information for the extended warranty purchase.  
Discount offered   N/A   %

**Physical Address for Repair**  
**4123 North Banner Road**  
**El Reno, OK 73036**

ATTACHMENT P  
ROLLER

[illegible]

**Attachments/Accessories:\_\_\_-3\_\_\_% OEM Repair Parts:\_\_\_0\_\_\_% Options:\_\_\_-3\_\_\_%**

**Multiple Unit discount:** 0 % (In addition to the equipment discount) based on        Units purchased

Extended Warranty offered?       Yes   X  No If yes, please attach information for the extended warranty purchase.

Discount offered     N/A     %

**Physical Address for Repair**  
**4123 North Banner Road**  
**El Reno, OK 73036**

**ATTACHMENT Q**  
**SCRAPER,SCREED**

[illegible]

**Attachments/Accessories: -3 % OEM Repair Parts: 0 % Options: -3 %**

**Multiple Unit discount:** 0 % (In addition to the equipment discount) based on        Units purchased

Extended Warranty offered?        Yes   X   No If yes, please attach information for the extended warranty purchase.

Discount offered N/A %

**Physical Address for Repair**  
**4123 North Banner Road**  
**El Reno, OK 73036**

## )

[illegible]

**Attachments/Accessories: -3 % OEM Repair Parts: 0 % Options: -3 %**

**Multiple Unit discount: 0 % (In addition to the equipment discount) based on \_\_\_\_\_ Units purchased**

**Extended Warranty offered?       Yes   X  No** If yes, please attach information for the extended warranty purchase.

Discount offered N/A %

**Physical Address for Repair**  
**4123 North Banner Road**  
**El Reno, OK 73036**

## TRANSFER VEHICLE,VOCATIONAL TRUCK, WORK TOOLS

[illegible]

**Attachments/Accessories: -3 % OEM Repair Parts: 0 % Options: -3 %**

**Multiple Unit discount: 0 % (In addition to the equipment discount) based on            Units purchased**

Extended Warranty offered?        Yes   X   No If yes, please attach information for the extended warranty purchase.

Discount offered N/A %

**Physical Address for Repair**  
**4123 North Banner Road**  
**El Reno, OK 73036**

## TRAILER MOUNTED AIR COMPRESSOR/PARTS

[illegible]

**Attachments/Accessories:**  -3  % **OEM Repair Parts:**  0  % **Options:**  -3  %

**Multiple Unit discount:** 0 % (In addition to the equipment discount) based on \_\_\_\_\_ Units purchased

Extended Warranty offered?        Yes   X   No    If yes, please attach information for the extended warranty purchase.  
Discount offered   N/A   %

**Physical Address for Repair**  
**4123 North Banner Road**  
**El Reno, OK 73036**

## TRAILER MOUNTED AIR COMPRESSOR/PARTS

[illegible]

**Attachments/Accessories: -2 % OEM Repair Parts: 0 % Options: -2 %**

**Multiple Unit discount:** 0 % (In addition to the equipment discount) based on \_\_\_\_\_ Units purchased

Extended Warranty offered?        Yes   X   No If yes, please attach information for the extended warranty purchase.

Discount offered N/A %

**Physical Address for Repair**  
**4123 North Banner Road**  
**El Reno, OK 73036**



Portable Air Compressors		
<u>Model</u>	<u>PSI</u>	<u>List</u>
<b>90 CFM</b>		
Kubota D1150 T4 Final 24 hp Diesel Engine		
D90PKU	100	\$18,308
<b>185 CFM</b>		
CAT C2.2T T4 Compliant ABT 49 hp Diesel Engine		
D185PCA4T	100	\$24,462
Deutz C2.9 L4 T4 Final 49 hp Diesel Engine		
D185PDZ	100	\$27,538
Isuzu 4LE2T T4 Final 49 hp Diesel Engine		
D185PIZ4	100	\$26,000
<b>210 CFM</b>		
Deutz TD2.9 L4 T4 Final 74 hp Diesel Engine		
D210PHDZ	100/150	\$30,615
<b>260 / 185 CFM</b>		
Deutz TD2.9 L4 T4 Final 74 hp Diesel Engine		
D260PDDZ	100/150 (260 cfm @ 100 psi, 185 cfm @ 150 psi)	\$35,231
<b>300 CFM</b>		
Cummins QSF 3.8 T4 Final 130 hp Diesel Engine		
D300PDHCU4	200	\$81,692
<b>375 CFM</b>		
Cummins QSF 3.8 T4 Final 130 hp Diesel Engine		
D375PDCU4	100/150	\$80,769
D375PDCU4IQ	100/150	\$83,231

Utility Air Compressors		
<u>Model</u>	<u>PSI</u>	<u>List</u>
<b>90 CFM</b>		
Kubota D1150 T4 Final 24 hp Diesel Engine		
D90UKU (Option)	100	\$230
<b>185 CFM</b>		
Deutz D2.9 L4 T4 Final 49 hp Diesel Engine		
D185UDZW	100	\$29,077
<b>210 CFM</b>		
John Deere 4045TFC03 T4 Final 74 hp Diesel Engine		
D210UJD4PTOW	100	\$35,231
D210UHJD4W	150	\$33,692
<b>260 CFM</b>		
John Deere 4045TFC03 T4 Final 74 hp Diesel Engine		
D260UJD4PTOW	100	\$42,615

W-White

Portable Air Compressors (continued)			
Model	PSI		List
<b>750 CFM</b>			
CAT C9.3 T4 Final 350 hp Diesel Engine			
D750PHCA4	150		\$202,308
D750PHCA4IQ	150		\$211,692
Cummins QSC 8.3 T3 Flex 305 hp Diesel Engine			
DF750PH3CU	150		\$113,077
DF750PH3CUIQ	150		\$121,000
<b>825 CFM</b>			
CAT C9.3 T4 Final 350 hp Diesel Engine			
D825PCA4	125		\$202,308
D825PCA4IQ	125		\$211,692
Cummins QSC 8.3 T3 Flex 305 hp Diesel Engine			
DF825P3CU	125		\$113,077
DF825P3CUIQ	125		\$121,000
<b>900 CFM</b>			
CAT C9.3 T4 Final 350 hp Diesel Engine			
D900PCA4	100		\$202,308
D900PCA4IQ	100		\$211,692
D900PHCA4	150		\$202,615
D900PHCA4IQ	150		\$212,154
Cummins QSC 8.3 T3 Flex 305 hp Diesel Engine			
DF900P3CU	100		\$113,077
DF900P3CUIQ	100		\$121,000
DF900PH3CU	150		\$115,000
DF900PH3CUIQ	150		\$122,769
<b>1600 CFM</b>			
CAT 15 T4 Final 540 hp Diesel Engine			
D1600PCA4	125		\$303,846
D1600PCA4IQ	125		\$315,385
D1600PHCA4	150		\$303,846
D1600PHCA4IQ	150		\$315,385
Cummins QSX 15 T3 Flex 535 hp Diesel Engine			
DF1600PCU3	125		\$224,615
DF1600PCU3IQ	125		\$238,923
DF1600PHCU3	150		\$224,615
DF1600PHCU3IQ	150		\$238,923

High Pressure Portable Air Compressors			
Model	PSI		List
<b>750 CFM</b>			
CAT 15 T4 Final 540 hp Diesel Engine			
D750PXHCA4	350		\$301,538
Cummins QSX 15 T3 Flex 535 hp Diesel Engine			
DF750PXHCU3	350		\$233,846
<b>950 CFM</b>			
CAT 15 T4 Final 540 hp Diesel Engine			
D950PXHCA4	350		\$306,154
Cummins QSX 15 T3 Flex 535 hp Diesel Engine			
DF950PXHCU3A	350		\$238,462
<b>1150 / 900 CFM</b>			
CAT 15 T4 Final 540 hp Diesel Engine			
D1150PXHDCA4	350/500	(1150 cfm @ 350 psi, 900 cfm @ 500 psi)	\$318,462
D1150PXHDCA4A	350/500	(1150 cfm @ 350 psi, 900 cfm @ 500 psi)	\$327,692
Cummins QSX 15 T3 Flex 535 hp Diesel Engine			
DF1150PXHDUCU3	350/500	(1150 cfm @ 350 psi, 900 cfm @ 500 psi)	\$243,077
DF1150PXHDUCU3A	350/500	(1150 cfm @ 350 psi, 900 cfm @ 500 psi)	\$266,154

A-Aftercooled

IQ-Instrument Quality (aftercooled & filtered)



# CONTRACT

State of Oklahoma

Dispatch via Print

Supplier 0000070033  
 THE G W VAN KEPPEL COMPANY  
 8233 W RENO AVE  
 OKLAHOMA CITY OK 73127-7202  
 USA

<b>Contract ID</b> 000000000000000000004983			Page 1 of 2	
<b>Contract Dates</b> 11/01/2017 to 10/31/2018		<b>Currency</b> USD	<b>Rate Type</b> CRRNT	<b>Rate Date</b> PO Date
<b>Description:</b> SW195			<b>Contract Maximum</b> 0.00	
<b>TYPE: STATEWIDE</b>				

Tax Exempt? Y      Tax Exempt ID:736017987

**Contract Lines:**

Line #	Cat CD / Item ID / Item Desc	UOM	Minimum Order		Maximum / Open	
			Qty	Amt	Qty	Amt
1	22101621 / 1000030459 ROAD MAINTENANCE: Asphalt Distributor	EA	1.00	0.00	0.00	0.00
2	22101603 / 1000030462 ROAD MAINTENANCE: Road Wideners	EA	1.00	0.00	0.00	0.00
3	22101606 / 1000030461 ROAD MAINTENANCE: Chip Spreaders	EA	1.00	0.00	0.00	0.00
4	22101511 / 1000030465 ROAD MAINTENANCE: Compactor/Smooth Drum	EA	1.00	0.00	0.00	0.00
5	22101505 / 1000030443 ROAD MAINTENANCE: Double Drum	EA	1.00	0.00	0.00	0.00
6	22101505 / 1000030471 ROAD MAINTENANCE: Rollers/Pneumatic	EA	1.00	0.00	0.00	0.00
7	22101600 / 1000030452 ROAD MAINTENANCE: Patchers	EA	1.00	0.00	0.00	0.00
8	22101600 / 1000030451 ROAD MAINTENANCE: Reclaimer	EA	1.00	0.00	0.00	0.00
9	22101600 / 1000030454 ROAD MAINTENANCE: Router	EA	1.00	0.00	0.00	0.00
10	22101607 / 1000030447 ROAD MAINTENANCE: Paver/Track	EA	1.00	0.00	0.00	0.00
11	22101607 / 1000030446 ROAD MAINTENANCE: Pavers/Wheel	EA	1.00	0.00	0.00	0.00
12	22101600 / 1000030457 ROAD MAINTENANCE: Emulsion tank	EA	1.00	0.00	0.00	0.00

Final = The price is final after adjustments  
 Hard = Apply adjustments regardless of other adjustments  
 Skip = Skip adjustments if any other adjustments have been applied

**Authorized Signature**

Signed documents on file in Central Purchasing



# CONTRACT

State of Oklahoma

Dispatch via Print

Supplier 0000070033  
THE G W VAN KEPPEL COMPANY  
8233 W RENO AVE  
OKLAHOMA CITY OK 73127-7202  
USA

<b>Contract ID</b> 0000000000000000000000004983			Page 2 of 2	
<b>Contract Dates</b> 11/01/2017 to 10/31/2018		<b>Currency</b> USD	<b>Rate Type</b> CRRNT	<b>Rate Date</b> PO Date
<b>Description:</b> SW195			<b>Contract Maximum</b> 0.00	
<b>TYPE: STATEWIDE</b>				

Tax Exempt? Y Tax Exempt ID:736017987

## Contract Lines:

Line #	Cat CD / Item ID / Item Desc	UOM	Minimum Order Qty	Amt	Maximum / Open Qty	Amt
13	25101920 / 1000030470 ROAD MAINTENANCE: Water tank trucks	EA	1.00	0.00	0.00	0.00
14	22101609 / 1000030449 ROAD MAINTENANCE: Asphalt Material Mixers	EA	1.00	0.00	0.00	0.00
15	22101505 / 1000030444 ROAD MAINTENANCE: Combination Rollers	EA	1.00	0.00	0.00	0.00
16	22101608 / 1000030469 ROAD MAINTENANCE: Cold Planers	EA	1.00	0.00	0.00	0.00
17	22101613 / 1000030468 ROAD MAINTENANCE: Heat Planers	EA	1.00	0.00	0.00	0.00
18	40151601 / Air Compressor	EA	1.00	0.00	0.00	0.00
	Contract Base Pricing		0.01000	EA		0001
19	40151802 / Air Compressor Parts	EA	1.00	0.00	0.00	0.00
	Contract Base Pricing		0.01000	EA		0001

## COMMENTS:

Agency fill in the description, any options, quantity, and price.  
The information is attached to the vendor contact information.

Final = The price is final after adjustments  
Hard = Apply adjustments regardless of other adjustments  
Skip = Skip adjustments if any other adjustments have been applied

Authorized Signature

Contact Information

Website:

Company Name	G.W. Van Keppel Co.
Doing Business as (if applicable)	
Contact Person for Solicitation Response	Marsha Moore
Phone	(405) 495-0606
Email	mmoore@vankeppel.com
Fax	(405) 495-9393
Address For Purchase Orders-Number & Street-Post Office Box (some companies have ordering addresses that are are different than the payment address)	8233 W. Reno
City, State, Zip	Oklahoma City, OK 73127
Contact Person for Contract/Ordering/Price Information/Equipment Additions/Changes/Discontinuations	
Contact Name	Marsha Moore
Phone	(405) 495-0606
Fax	(405) 495-9393
Email	mmoore@vankeppel.com
Secondary Contact for Contract/Ordering	Matt Pettit
Phone	(417) 761-1097
Fax	(405) 495-9393
Email	mpettit@vankeppel.com
Address For Payment-Number & Street-Post Office Box (some companies have a different Payment/remittance address than the ordering address)	8233 W. Reno
City, State, Zip	Oklahoma City, OK 73127
Contact Person/Department for payment	Marsha Moore
Phone	(405) 495-0606
Fax	(405) 495-9393
Email	mmoore@vankeppel.com
Early Payment Discount (i.e. 15 days)	Net N/A days
Supplier will be responsible for notifying the contracting officer when the contact information changes.	Notes: (Special ordering instructions-please attach any special instructions on a separate sheet)

**ATTACHMENT B**  
**BROOM**

[illegible]

**Attachments/Accessories: 0 % OEM Repair Parts: 0 % Options: 0 %**

Multiple Unit discount: 2 % (In addition to the equipment discount) based on 2 or more Units purchased

Extended Warranty offered?   X   Yes        No If yes, please attach information for the extended warranty purchase.  
Discount offered   0   %

Repair Facility Address  
G.W. Van Keppel Co.  
8233 W. Reno  
Oklahoma City, OK 73127

Repair Facility Address  
G.W. Van Keppel Co.  
1876 N. 105th E. Ave  
Tulsa, OK 74116

ATTACHMENT C  
CHIPSREADER

[illegible]

**Attachments/Accessories: 0 % OEM Repair Parts: 0 % Options: 0 %**

Multiple Unit discount: 1 % (In addition to the equipment discount) based on 2 or more        Units purchased

Extended Warranty offered?  X  Yes   No If yes, please attach information for the extended warranty purchase.

Discount offered 0 %

Repair Facility Address  
G.W. Van Keppel Co.  
8233 W. Reno  
Oklahoma City, OK 73127

Repair Facility Address  
G.W. Van Keppel Co.  
1876 N. 105th E. Ave  
Tulsa, OK 74116



# ATTACHMENT D

## PLANER/COLD PLANER

Type of Equipment	Brand Name	Model	Price Book/Catalog Date of Manufacturer's Current Published Retail Price List	Percentage off discount %
Mills	Bomag	500	September 2017	15
Mills	Bomag	600	September 2017	15
Mills	Bomag	1000	September 2017	15
Mills	Bomag	1200-30	September 2017	15
Mills	Bomag	1300	September 2017	15
Mills	Bomag	2000	September 2017	15
Mills	Bomag	2200	September 2017	15
Mills	Roadtec	RX100	September 2017	12
Mills	Roadtec	RX300	September 2017	12
Mills	Roadtec	RX600	September 2017	12
Mills	Roadtec	RX700	September 2017	12
Mills	Roadtec	RX900	September 2017	12
Mills	Maddock	RG 72	September 2017	0
Mills	Maddock	AM 18	September 2017	0
Mills	Maddock	AM 24	September 2017	0
Mills	Maddock	AM 25	September 2017	0
Mills	Maddock	AM 30	September 2017	0
Mills	Maddock	AM 36	September 2017	0
Mills	Maddock	AM 48	September 2017	0
Mills	Maddock	VT 325	September 2017	0
Mills	Maddock	AM 36	September 2017	0
Mills	Maddock	AM 48	September 2017	0
Mills	Maddock	VT 325	September 2017	0

Attachments/Accessories: 0 % OEM Repair Parts: 0 % Options: 0 %

Multiple Unit discount: 2 % (In addition to the equipment discount) based on 2 Units purchased

Extended Warranty offered? ☒ Yes ☐ No If yes, please attach information for the extended warranty purchase.

Discount offered 0 %

Repair Facility Address  
G.W. Van Keppel Co.  
8233 W. Reno  
Oklahoma City, OK 73127

Repair Facility Address  
G.W. Van Keppel Co.  
1876 N. 105th E. Ave  
Tulsa, OK 74116



**ATTACHMENT E**  
**COMPACTOR**

[illegible]

Attachments/Accessories: \_\_\_\_\_% OEM Repair Parts: \_\_\_\_\_% Options: \_\_\_\_\_%

Multiple Unit discount: \_\_\_\_\_ % (In addition to the equipment discount) based on \_\_\_\_\_ Units purchased

Extended Warranty offered? ☐ Yes ☐ No If yes, please attach information for the extended warranty purchase.  
Discount offered \_\_\_\_\_ %

**ATTACHMENT F**  
**CRACK ROUTER/SEALANT**

[illegible]

Attachments/Accessories: \_\_\_\_\_% OEM Repair Parts: \_\_\_\_\_% Options: \_\_\_\_\_%

Multiple Unit discount: \_\_\_\_\_% (In addition to the equipment discount) based on \_\_\_\_\_ Units purchased

Extended Warranty offered? ☐ Yes ☐ No If yes, please attach information for the extended warranty purchase.  
Discount offered \_\_\_\_\_ %

**ATTACHMENT G**  
**DITCHER**

[illegible]

Attachments/Accessories: 0 % OEM Repair Parts: 0 % Options: 0 %

Multiple Unit discount: 0 % (In addition to the equipment discount) based on \_\_\_\_\_ Units purchased

Extended Warranty offered?   X   Yes        No If yes, please attach information for the extended warranty purchase.  
Discount offered   0   %

Repair Facility Address  
G.W. Van Keppel Co.  
8233 W. Reno  
Oklahoma City, OK 73127

Repair Facility Address  
G.W. Van Keppel Co.  
1876 N. 105th E. Ave  
Tulsa, OK 74116

**ATTACHMENT H**  
**DRUM, SINGLE, DOUBLE, COMBI, STATIC, PNEUMATIC COMPACTOR**

Type of Equipment	Brand Name	Model	Price Book/Catalog Date of Manufacturer's Current Published Retail Price List	Percentage off discount %
Asphalt Double Drum Roller	Bomag	BW900-50	September 2017	10
Asphalt Double Drum Roller	Bomag	BW90 AS-5	September 2017	10
Asphalt Double Drum Roller	Bomag	BW100 ADM-5	September 2017	10
Asphalt Double Drum Roller	Bomag	BW100 SL-5	September 2017	10
Asphalt Double Drum Roller	Bomag	BW120 SL-5	September 2017	10
Asphalt Double Drum Roller	Bomag	BW120-AD	September 2017	10
Asphalt Double Drum Roller	Bomag	BW120 AC-5	September 2017	10
Asphalt Double Drum Roller	Bomag	BW135 AD-5	September 2017	10
Asphalt Double Drum Roller	Bomag	BW138 AC-5	September 2017	10
Asphalt Double Drum Roller	Bomag	BW138 AD-5	September 2017	10
Asphalt Double Drum Roller	Bomag	BW141 AD-5	September 2017	10
Asphalt Double Drum Roller	Bomag	BW151 AD-5	September 2017	10
Asphalt Double Drum Roller	Bomag	BW161 AD-5	September 2017	10
Asphalt Double Drum Roller	Bomag	BW161 AD-5	September 2017	10
Asphalt Double Drum Roller	Bomag	BW161 ADO-5	September 2017	10
Asphalt Double Drum Roller	Bomag	BW190 AD-5	September 2017	10
Asphalt Double Drum Roller	Bomag	BW190 ADO-5	September 2017	10
Asphalt Double Drum Roller	Bomag	BW206 AD-5HF	September 2017	10
9 Wheel Pneumatic	Bomag	BW11RH	September 2017	10
9 Wheel Pneumatic	Bomag	BW27	September 2017	10
9 Wheel Pneumatic	Bomag	BW28	September 2017	10

Attachments/Accessories:   0   % OEM Repair Parts:   0   % Options:   0   %

Multiple Unit discount:   2   % (In addition to the equipment discount) based on   3   Units purchased

Extended Warranty offered?   X   Yes        No If yes, please attach information for the extended warranty purchase.

Discount offered   0   %

Asphalt Double Drum Roller	Bomag	BW206ADO-5	September 2017	10
----------------------------	-------	------------	----------------	----

**See next page for more models**

Repair Facility Address  
G.W. Van Keppel Co.  
8233 W. Reno  
Oklahoma City, OK 73127

Repair Facility Address  
G.W. Van Keppel Co.  
1876 N. 105th E. Ave  
Tulsa, OK 74116

**ATTACHMENT H**  
**DRUM, SINGLE, DOUBLE, COMBI, STATIC, PNEUMATIC COMPACTOR**

Page 2

Type of Equipment	Brand Name	Model	Price Book/Catalog Date of Manufacturer's Current Published Retail Price List	Percentage off discount %
Dirt Single Drum	Volvo	SD45	September 2017	40
Dirt Single Drum	Volvo	SD75	September 2017	40
Dirt Single Drum	Volvo	SD115	September 2017	40
Asphalt Double Drum	Volvo	DD15	September 2017	40
Asphalt Double Drum	Volvo	DD25	September 2017	40
Asphalt Double Drum	Volvo	DD35HF	September 2017	40
Asphalt Double Drum	Volvo	DD110C	September 2017	40
Asphalt Double Drum	Volvo	DD120C	September 2017	40
Asphalt Double Drum	Volvo	DD140C	September 2017	40
9 Wheel Pneumatic	Volvo	PT125	September 2017	40
9 Wheel Pneumatic	Volvo	PT240R	September 2017	40

Attachments/Accessories: 0 % OEM Repair Parts: 0 % Options: 0 %

Multiple Unit discount: 1 % (In addition to the equipment discount) based on 2 or more    Units purchased

Extended Warranty offered? X Yes    No If yes, please attach information for the extended warranty purchase.

Discount offered 0 %

Repair Facility Address  
G.W. Van Keppel Co.  
8233 W. Reno  
Oklahoma City, OK 73127

Repair Facility Address  
G.W. Van Keppel Co.  
1876 N. 105th E. Ave  
Tulsa, OK 74116



## ATTACHMENT I

### EMULSION TANK

[illegible]

Attachments/Accessories: 0 % OEM Repair Parts: 0 % Options: 0 %

Multiple Unit discount: 0 % (In addition to the equipment discount) based on        Units purchased

Extended Warranty offered?   X   Yes        No If yes, please attach information for the extended warranty purchase.

Repair Facility Address  
G.W. Van Keppel Co.  
8233 W. Reno  
Oklahoma City, OK 73127

Repair Facility Address  
G.W. Van Keppel Co.  
1876 N. 105th E. Ave  
Tulsa, OK 74116

**ATTACHMENT J**  
**MELTER, MILLS, MIXER**

Type of Equipment	Brand Name	Model	Price Book/Catalog Date of Manufacturer's Current Published Retail Price List	Percentage off discount %
Asphalt Mat. Mixer	Kolberg	500P	September 2017	10
		Series 52		
		Portable Pugmill		
		w/ Conveyor		
Concrete Mixer	Cementech	MCD15 3yd	September 2017	0
Concrete Mixer	Cementech	MCD30 6 yd	September 2017	0
Concrete Mixer	Cementech	MCD30 8 yd	September 2017	0
Concrete Mixer	Cementech	MCD60 8 yd	September 2017	0
Concrete Mixer	Cementech	MCD60 10 yd	September 2017	0
Concrete Mixer	Cementech	C60 8 yd	September 2017	0
Concrete Mixer	Cementech	C60 10 yd	September 2017	0

Attachments/Accessories:   0  % OEM Repair Parts:   0  % Options:   0  %

Multiple Unit discount:   0  % (In addition to the equipment discount) based on        Units purchased

Extended Warranty offered?   X   Yes        No If yes, please attach information for the extended warranty purchase.  
Discount offered   0  %

Repair Facility Address  
G.W. Van Keppel Co.  
8233 W. Reno  
Oklahoma City, OK 73127

Repair Facility Address  
G.W. Van Keppel Co.  
1876 N. 105th E. Ave  
Tulsa, OK 74116

# ATTACHMENT K

## OIL DISTRIBUTOR

Type of Equipment	Brand Name	Model	Price Book/Catalog Date of Manufacturer's Current Published Retail Price List	Percentage off discount %
Oil Distributors	Etnyre	Centennial		
		Gallons		
		1000, 1250,	September 2017	10
		1500, 1750,	September 2017	10
		2000, 2250,	September 2017	10
		2500, 3000,	September 2017	10
		3500, 4000,	September 2017	10
		4500	September 2017	10
Discount excludes truck chassis				

Attachments/Accessories: 0 % OEM Repair Parts: 0 % Options: 0 %

Multiple Unit discount: 1 % (In addition to the equipment discount) based on 2 or more    Units purchased

Extended Warranty offered? X Yes    No If yes, please attach information for the extended warranty purchase.

Discount offered 0 %

Repair Facility Address  
G.W. Van Keppel Co.  
8233 W. Reno  
Oklahoma City, OK 73127

Repair Facility Address  
G.W. Van Keppel Co.  
1876 N. 105th E. Ave  
Tulsa, OK 74116



# ATTACHMENT L

## PATCH TRUCK, PATCHERS

Type of Equipment	Brand Name	Model	Price Book/Catalog Date of Manufacturer's Current Published Retail Price List	Percentage off discount %
Patch Truck	Patch King	PK-40 HSD	September 2017	3
Patch Truck	Patch King	PK-35 HSD	September 2017	3
Patch Truck	Patch King	PK 30 H	September 2017	3
Patch Truck	Patch King	PK 40 H	September 2017	3
Patch Truck	Patch King	PK 80 H	September 2017	3
Patch Truck	Patch King	PK 30 T	September 2017	3
Patch Truck	Patch King	PK 65 KW	September 2017	3
Patch Truck	Patch King	PK 120 H	September 2017	3
Discount excludes truck chassis				

Attachments/Accessories: 0 % OEM Repair Parts: 0 % Options: 0 %

Multiple Unit discount: 2 % (In addition to the equipment discount) based on 2 or more    Units purchased

Extended Warranty offered? X Yes    No If yes, please attach information for the extended warranty purchase.

Discount offered 0 %

Repair Facility Address  
G.W. Van Keppel Co.  
8233 W. Reno  
Oklahoma City, OK 73127

Repair Facility Address  
G.W. Van Keppel Co.  
1876 N. 105th E. Ave  
Tulsa, OK 74116

**ATTACHMENT M**  
**PAVER**

Type of Equipment	Brand Name	Model	Price Book/Catalog Date of Manufacturer's Current Published Retail Price List	Percentage off discount %
Paver	Volvo	PF4410	September 2017	40
Paver	Volvo	PF7110	September 2017	40
Paver	Volvo	PF7170	September 2017	40
Paver	Volvo	PF2181	September 2017	40
Paver	Bomag/Cedarapids	CR352	September 2017	18
Paver	Bomag/Cedarapids	CR362	September 2017	18
Paver	Bomag/Cedarapids	CR452	September 2017	18
Paver	Bomag/Cedarapids	CR462	September 2017	18
Paver	Bomag/Cedarapids	CR552	September 2017	18
Paver	Bomag/Cedarapids	CR562	September 2017	18
Paver	Bomag/Cedarapids	CR652	September 2017	18
Paver	Bomag/Cedarapids	CR662	September 2017	18
Paver	Roadtec	RP-2505	September 2017	12
Paver	Roadtec	RP-170	September 2017	12
Paver	Roadtec	RP-175	September 2017	12
Paver	Roadtec	RP-190	September 2017	12
Paver	Roadtec	RP-195	September 2017	12
Paver	Roadtec	SP-100	September 2017	12

Attachments/Accessories: 0 % OEM Repair Parts: 0 % Options: 0 %

Multiple Unit discount: 2 % (In addition to the equipment discount) based on 2 or more    Units purchased

Extended Warranty offered? x Yes    No If yes, please attach information for the extended warranty purchase.  
Discount offered 0 %

Repair Facility Address  
G.W. Van Keppel Co.  
8233 W. Reno  
Oklahoma City, OK 73127

**See next page for more models**

Repair Facility Address  
G.W. Van Keppel Co.  
1876 N. 105th E. Ave  
Tulsa, OK 74116

# ATTACHMENT M

## PAVER

Page 2

Type of Equipment	Brand Name	Model	Price Book/Catalog Date of Manufacturer's Current Published Retail Price List	Percentage off discount %
Paver	Carlson	CP75	September 2017	10
Paver	Carlson	CP90	September 2017	10
Paver	Carlson	CP100	September 2017	10
Paver	Carlson	CP130	September 2017	10
Paver	Gilcrest	314	September 2017	0
Paver	Gilcrest	414	September 2017	0

Attachments/Accessories: 0 % OEM Repair Parts: 0 % Options: 0 %

Multiple Unit discount: 2 % (In addition to the equipment discount) based on 2 or more    Units purchased

Extended Warranty offered? X Yes    No If yes, please attach information for the extended warranty purchase.  
Discount offered 0 %

Repair Facility Address  
G.W. Van Keppel Co.  
8233 W. Reno  
Oklahoma City, OK 73127

Repair Facility Address  
G.W. Van Keppel Co.  
8233 W. Reno  
Oklahoma City, OK 73127

ATTACHMENT N  
RECLAIMER

[illegible]

Attachments/Accessories: 0 % OEM Repair Parts: 0 % Options: 0 %

Multiple Unit discount: 0 % (In addition to the equipment discount) based on        Units purchased

Extended Warranty offered? X Yes      No If yes, please attach information for the extended warranty purchase.  
Discount offered 0 %

Repair Facility Address  
G.W. Van Keppel Co.  
8233 W. Reno  
Oklahoma City, OK 73127

Repair Facility Address  
G.W. Van Keppel Co.  
1876 N. 105th E. Ave  
Tulsa, OK 74116

# ATTACHMENT O

## ROAD WIDENER

Type of Equipment	Brand Name	Model	Price Book/Catalog Date of Manufacturer's Current Published Retail Price List	Percentage off discount %
Road Widener	Midland	SPR-6	September 2017	10
Road Widener	Midland	SPD-6	September 2017	10
Road Widener	Midland	SPR-8	September 2017	10
Road Widener	Midland	SPD-8	September 2017	10
Road Widener	Midland	SPD-10	September 2017	10
Road Widener	Midland	SPD-12	September 2017	10
Road Widener	Road Widener	FH	September 2017	5
Road Widener	Roadtec	BF 400	September 2017	12

Attachments/Accessories: 0 % OEM Repair Parts: 0 % Options: 0 %

Multiple Unit discount: 0 % (In addition to the equipment discount) based on \_\_\_\_\_ Units purchased

Extended Warranty offered? X Yes \_\_\_\_\_ No If yes, please attach information for the extended warranty purchase.  
Discount offered 0 %

Repair Facility Address  
G.W. Van Keppel Co.  
8233 W. Reno  
Oklahoma City, OK 73127

Repair Facility Address  
G.W. Van Keppel Co.  
1876 N. 105th E. Ave  
Tulsa, OK 74116



ATTACHMENT P  
ROLLER

[illegible]

**Attachments/Accessories:\_\_\_\_\_ % OEM Repair Parts:\_\_\_\_\_ % Options:\_\_\_\_\_ %**

Multiple Unit discount: \_\_\_\_\_% (In addition to the equipment discount) based on \_\_\_\_\_ Units purchased

Extended Warranty offered? ☐ Yes ☐ No If yes, please attach information for the extended warranty purchase.  
Discount offered \_\_\_\_\_ %

**SCRAPER,SCREED**

[illegible]

Attachments/Accessories: \_\_\_\_\_% OEM Repair Parts: \_\_\_\_\_% Options: \_\_\_\_\_%

**Multiple Unit discount:** \_\_\_\_\_% (In addition to the equipment discount) based on \_\_\_\_\_ Units purchased

Extended Warranty offered? ☐ Yes ☐ No If yes, please attach information for the extended warranty purchase.  
Discount offered \_\_\_\_\_ %

**ATTACHMENT R**  
**SPRAYER/WATER TRUCK/TRAILER MOUNTED WATER TANK**

Type of Equipment	Brand Name	Model	Price Book/Catalog Date of Manufacturer's Current Published Retail Price List	Percentage off discount %
Water Truck Flushers	Etnyre	Street Flushers		
		Gallons		
		1,900	September 2017	10
		2,200	September 2017	10
		2,500	September 2017	10
		2,700	September 2017	10
		3,000	September 2017	10
		3,500	September 2017	10
Discount excludes truck chassis				

Attachments/Accessories:   0  % OEM Repair Parts:   0  % Options:   0  %

Multiple Unit discount:   1  % (In addition to the equipment discount) based on   2   or more        Units purchased

Extended Warranty offered?   X   Yes        No If yes, please attach information for the extended warranty purchase.  
Discount offered   0  %

Repair Facility Address  
G.W. Van Keppel Co.  
8233 W. Reno  
Oklahoma City, OK 73127

Repair Facility Address  
G.W. Van Keppel Co.  
1876 N. 105th E. Ave  
Tulsa, OK 74116



**ATTACHMENT S**  
**STABILIZER**

[illegible]

**Attachments/Accessories:\_\_\_\_\_ % OEM Repair Parts:\_\_\_\_\_ % Options:\_\_\_\_\_ %**

Multiple Unit discount: \_\_\_\_\_% (In addition to the equipment discount) based on \_\_\_\_\_ Units purchased

Extended Warranty offered? ☐ Yes ☐ No If yes, please attach information for the extended warranty purchase.  
Discount offered \_\_\_\_\_ %

**ATTACHMENT T**

**TRANSFER VEHICLE,VOCATIONAL TRUCK, WORK TOOLS**

[illegible]

Attachments/Accessories: 0 % OEM Repair Parts: 0 % Options: 0 %

Multiple Unit discount: 2 % (In addition to the equipment discount) based on 2 or more Units purchased

Extended Warranty offered?   X   Yes           No    If yes, please attach information for the extended warranty purchase.

Discount offered 0 %

Repair Facility Address  
G.W. Van Keppel Co.  
8233 W. Reno  
Oklahoma City, OK 73127

Repair Facility Address  
G.W. Van Keppel Co.  
1876 N. 105th E. Ave  
Tulsa, OK 74116

**ATTACHMENT U**  
**TRAILER MOUNTED AIR COMPRESSOR/PARTS**

Type of Equipment	Brand Name	Model	Price Book/Catalog Date of Manufacturer's Current Published Retail Price List	Percentage off discount %
Trailer Mounted Air Compressor	Sullair	185	September 2017	20
Trailer Mounted Air Compressor	Sullair	200H	September 2017	20
Trailer Mounted Air Compressor	Sullair	225H	September 2017	20
Trailer Mounted Air Compressor	Sullair	260	September 2017	20
Trailer Mounted Air Compressor	Sullair	300HH	September 2017	20
Trailer Mounted Air Compressor	Sullair	375	September 2017	20
Trailer Mounted Air Compressor	Sullair	375H	September 2017	20
Trailer Mounted Air Compressor	Sullair	400H	September 2017	20
Trailer Mounted Air Compressor	Sullair	425	September 2017	20
Trailer Mounted Air Compressor	Sullair	425H	September 2017	20
Trailer Mounted Air Compressor	Sullair	550RH	September 2017	20
Trailer Mounted Air Compressor	Sullair	600HH	September 2017	20
Trailer Mounted Air Compressor	Sullair	700HH	September 2017	20
Trailer Mounted Air Compressor	Sullair	750	September 2017	20
Trailer Mounted Air Compressor	Sullair	750H	September 2017	20
Trailer Mounted Air Compressor	Sullair	750HH	September 2017	20
Trailer Mounted Air Compressor	Sullair	825	September 2017	20
Trailer Mounted Air Compressor	Sullair	750HH/900XS	September 2017	20
Trailer Mounted Air Compressor	Sullair	900XHH	September 2017	20
Trailer Mounted Air Compressor	Sullair	825	September 2017	20
Trailer Mounted Air Compressor	Sullair	1300H	September 2017	20

Attachments/Accessories:   0   % OEM Repair Parts:   0   % Options:   0   %

Multiple Unit discount:   0   % (In addition to the equipment discount) based on            Units purchased

Extended Warranty offered?   X   Yes        No If yes, please attach information for the extended warranty purchase.  
Discount offered   0   %

**See next page for more models**

Repair Facility Address  
G.W. Van Keppel Co.  
8233 W. Reno  
Oklahoma City, OK 73127

Repair Facility Address  
G.W. Van Keppel Co.  
1876 N. 105th E. Ave  
Tulsa, OK 74116

## Page 2

[illegible]

Attachments/Accessories: 0 % OEM Repair Parts: 0 % Options: 0 %

Multiple Unit discount: 0 % (In addition to the equipment discount) based on        Units purchased

Extended Warranty offered? ☒ Yes ☐ No If yes, please attach information for the extended warranty purchase.  
Discount offered 0 %

Repair Facility Address  
G.W. Van Keppel Co.  
8233 W. Reno  
Oklahoma City, OK 73127

Repair Facility Address  
G.W. Van Keppel Co.  
1876 N. 105th E. Ave  
Tulsa, OK 74116



# THE G. W. VAN KEPPEL COMPANY

1801 North 9th Street, Kansas City, KS 66101 (913) 281-4800  
P.O. Box 2923, Kansas City, KS 66110 Fax (913) 281-4815

---

## SW195 TRAINING COMMITMENT

VAN KEPPEL will perform all training as needed by customer on all models purchased. This is normally a one day on site training session spent with crew using machine. This can be extended to a 3 day on site visit with the more complex units. All training will be conducted by a Van Keppel Asphalt Product Specialist or a Factory Trainer from the manufacturer of the equipment.

Van Keppel also will give yearly refresher training as requested from the owners of equipment at no charge.

Van Keppel will specifically hold training each year in either Tulsa or OKC on the Etnyre products including distributors and Chip Spreaders conducted by the factory trainer. This will be both power point class room and hands on with equipment

Matt Pettit  
Van Keppel  
Asphalt Equipment Manager

5427 West Bethany Road, N. Little Rock, AR 72117 – (501) 945-4594 – (501) 945-0959 Fax  
2218 Industrial Park Road, Van Buren, AR 72956 – (479) 474-5281 – (479) 474-6048 Fax  
4250 E. Commerce Drive, Garden City, KS 67846 – (620) 272-0535 – (620) 272-0543 Fax  
1449 Genessee, Kansas City, MO 64102 – (816) 921-4040 – (816) 921-4038 Fax  
3914 W. Irving, Wichita, KS 67213 – (316) 945-6556 – (316) 945-6592 Fax  
6455 W. Independence Ave., Springfield, MO 65802 – (417) 865-3550 – (417) 865-1044 Fax  
11475 Page Service Dr., St. Louis, MO 63146 – (314) 872-8440 – (314) 993-6402 Fax  
8233 West Reno, Oklahoma City, OK 73127 – (405) 495-0606 – (405) 495-9393 Fax  
1876 North 105<sup>th</sup> E. Ave., Tulsa, OK 74116 – (918) 836-8851 – (918) 834-1659 Fax  
3501 SE 21<sup>st</sup> St., Topeka, KS 66604 – (785) 357-2652 – (785) 357-5017 Fax



# CONTRACT

State of Oklahoma

Dispatch via Print

**Supplier** 0000242476  
J & R EQUIPMENT LLC  
PARTS DEPT  
25 N COUNCIL RD STE C  
OKLAHOMA CITY OK 73127-4923  
USA

<b>Contract ID</b> 0000000000000000000000004984			Page 1 of 1	
<b>Contract Dates</b> 11/01/2017 to 10/31/2018		<b>Currency</b> USD	<b>Rate Type</b> CRRNT	<b>Rate Date</b> PO Date
<b>Description:</b> SW195			<b>Contract Maximum</b> 0.00	
<b>TYPE: STATEWIDE</b>				

Tax Exempt? Y Tax Exempt ID:736017987

## Contract Lines:

Line #	Cat CD / Item ID / Item Desc	UOM	Minimum Order		Maximum / Open	
			Qty	Amt	Qty	Amt
1	22101600 / 1000030452 ROAD MAINTENANCE: Patchers	EA	1.00	0.00	0.00	0.00
2	25101920 / 1000030470 ROAD MAINTENANCE: Water tank trucks	EA	1.00	0.00	0.00	0.00
3	22101600 / 1000030457 ROAD MAINTENANCE: Emulsion tank	EA	1.00	0.00	0.00	0.00

## COMMENTS:

Agency fill in the description, any options, quantity, and price.  
The information is attached to the vendor contact information.

Final = The price is final after adjustments  
Hard = Apply adjustments regardless of other adjustments  
Skip = Skip adjustments if any other adjustments have been applied

**Authorized Signature**

Signed documents on file in Central Purchasing



## Contact Information

Website:

Company Name	J&R EQUIPMENT LLC.
Doing Business as (if applicable)	J&R ENVIRONMENTAL TRUCK SALES
Contact Person for Solicitation Response	RODNEY WOMACK
Phone	405-495-5710
Email	RWOMACK@JREQUIP.NET
Fax	405-495-5712
Address For Purchase Orders-Number & Street-Post Office Box (some companies have ordering addresses that are different than the payment address)	5800 S'W 8TH OKC, OK 73128
City, State, Zip	73128 OKC, OK
Contact Person for Contract/Ordering/Price Information/Equipment Additions/Changes/Discontinuations	
Contact Name	RODNEY WOMACK
Phone	405-760-8111
Fax	405-495-5712
Email	RWOMACK@JREQUIP.NET
Secondary Contact for Contract/Ordering	RANDY HOLTZ
Phone	918-640-7474
Fax	N/A
Email	RHOLTZ@JREQUIP.NET
Address For Payment-Number & Street-Post Office Box (some companies have a different Payment/remittance address than the ordering address)	SAME
City, State, Zip	SAME
Contact Person/Department for payment	JULIE MURCER
Phone	405-495-5710
Fax	405-495-5712
Email	JMURCER@JREQUIP.NET
Early Payment Discount (i.e. 15 days)	Net <u>0</u> days
Supplier will be responsible for notifying the contracting officer when the contact information changes.	Notes: (Special ordering instructions-please attach any special instructions on a separate sheet)

## ATTACHMENT I

### EMULSION TANK

[illegible]

Attachments/Accessories: -1 % OEM Repair Parts: -1 % Options: -1 %  
Multiple Unit discount: -1 % (In addition to the equipment discount) based on 4 Units purchased  
Extended Warranty offered? X Yes      No If yes, please attach information for the extended warranty purchase.  
Discount offered      %

EXTENDED WARRANTY IS PRICED ON CASE BY CASE BASIS IF MANUFACTURE OFFERS IT ON COMPONENT



**ATTACHMENT L**  
**PATCH TRUCK, PATCHERS**

[illegible]

Attachments/Accessories: -1 % OEM Repair Parts: -1 % Options: -1 %  
Multiple Unit discount: -1 % (In addition to the equipment discount) based on 4 Units purchased  
Extended Warranty offered? X Yes      No If yes, please attach information for the extended warranty purchase.  
Discount offered      %

EXTENDED WARRANTY IS PRICED ON CASE BY CASE BASIS IF MANUFACTURER OFFERS IT ON COMPONENT

## SPRAYER/WATER TRUCK/WATER TANK

Type of Equipment	Brand Name	Model	Price Book/Catalog Date of Manufacturer's Current Published Retail Price List	Percentage off discount %
WATER TRUCK	OMCO	H400	2017	+7
WATER TRUCK	omco	P300 XHD	2017	+7
WATER TRUCK	OMCO	H400 XHD	2017	+7
WATER / ANTI ICE	OMCO	DE ICE	2017	+7
WATER TRUCK	omco	P600	2017	+7
WATER TANK	Omco	EHF400	2017	+7
WATER TANK	omco	P 400	2017	+7
	BODY ONLY			

Attachments/Accessories: +7 % OEM Repair Parts: +7 % Options: +7 %  
Multiple Unit discount: NO % (In addition to the equipment discount) based on \_\_\_\_\_ Units purchased  
Extended Warranty offered? X Yes \_\_\_\_\_ No If yes, please attach information for the extended warranty purchase.  
Discount offered \_\_\_\_\_ %

EXTENDED WARRANTY IS PRICED ON CASE BY CASE BASIS IF MANUFACTURE OFFENS IT ON COMPONENT



**J&R  
EQUIPMENT LLC**  
8800 S.W. 8TH ST.  
OKLAHOMA CITY, OK 73128  
PH: (405) 495-5110  
[jandrequipment.com](http://jandrequipment.com)

Response to Technical requirements.

1. We offer discounts all year long. If manufactures have additional discount opportunities we often pass along additional discount to the customer.
2. We have been in business for 12 years, from time to time there has been a bulletin sent to us by different manufactures to inspect or replace certain parts. The cost has been very little and we have not tracked it to the penny. Typically this is a very rare occasion and we might go to the customer's facility and inspect to see if anything needs to be corrected. If so the customer pays nothing for the service. Never a machine, typically just a part or visual inspection is required.
3. No
4. 45-120 days after chassis arrives at factory.
5. 12 years
6. Yes we offer discounts on extended warranty and typically the longest term is up to 5 years . Different manufactures offer various terms from 2-5 years parts and labor and workmanship.
7. No on green hydraulic fluids. We use what the manufactures recommend as they approve green hydraulic fluids it will be available to the end customer.
8. We can assist in helping the customer find an approved chassis for our equipment. This can be added to our bid or they can purchase it directly from the state contract for chassis. Either way we will send it to the respective manufactures to sign off and approve it will work for the equipment they are wanting, ensuring a compatible excellent combination of chassis and equipment. The chassis can be new or used but will have to meet certain manufacture requirements and approvals. We have manufactures in Illinois, Florida, and California. Typically if a new chassis is ordered freight is included by the selling chassis dealer to the factory.
9. We do accept parts return. Most cases if it is a stocking part there is a 0-15% restocking fee , case by case basis. Special order parts are 25% plus freight return fee.
10. We market the contract thru local trade shows, in person sales calls, phone calls and email. Advertising is done thru on hold phone messages, printed signs ect. Most cities in Oklahoma are aware of the contracts and will ask if they are interested in purchasing equipment if they can buy it thru the state contract.



**J&R  
EQUIPMENT LLC**

8800 S.W. 8TH ST.  
OKLAHOMA CITY, OK 73128  
PH: (405) 495-5110  
[jandreequipment.com](http://jandreequipment.com)

To whom it may concern:

Any piece of equipment purchased from J&R Equipment llc/ J&R Environmental truck sales includes unlimited training for operators and technicians included with the purchase of a unit. We have after the sale support on service and parts in Oklahoma City or we can do field service work at your location for an hourly rate of \$115.00.

We also offer several different equipment options in CNG/ alternative fuel. Please call if you are interested and we can talk to you about our different offerings.

We also sell, rent or lease equipment with buy back opportunities. We can structure the purchase to meet the customer's needs.

We offer extended warranties and equipment purchases at a discount off of list price.

Thanks for the opportunity



Rodney Womack

405-760-8111



**J&R  
EQUIPMENT LLC**

8800 S.W. 8TH ST.  
OKLAHOMA CITY, OK 73128  
PH: (405) 495-5110  
[jandrequipment.com](http://jandrequipment.com)

General information/ Website ect.

Please got to our website [www.jandrequipment.com](http://www.jandrequipment.com) to view all of the product available on state contract.

CNG can be used on many of the units we offer, call to let us talk to you about how to go green. In addition we offer other ecofriendly options on our equipment.

We also offer rentals , lease purchase , new , used and guaranteed buy back options.

Units can be mounted on customer supplied chassis, new or used pending the chassis specs being approved by the respective manufacture.

We will assist in helping find the correct chassis for your application and can add it to our state contract quote or get you in contact with the selling dealer for the chassis of your choice.

Thanks

Rodney Womack



400 G.P.M. Remote Control Side Head



400 G.P.M. Remote Control Side Head



FRONT SPRAY HEADS



REAR SPRAY HEADS



OMCO uses a Gorman Rupp 4x4 (850 G.P.M.) Self priming pump with up to 150 P.S.I. Performance. The direct mounted Bent Axis Hydrostatic motor to water pump (no coupling required).



XHD 3 POINT SUSPENSION

P.O. Box 66 • Pineville, Oregon 97754 U.S.A.  
**PLANT LOCATION**  
2668 NE. Third • Pineville, OR. 97754  
PHONE • (541) 447 - 5502 • FAX • (541) 447 - 6987  
E-MAIL • [omcomfg@omco-mfg.com](mailto:omcomfg@omco-mfg.com)  
Visit our website • [www.omco-mfg.com](http://www.omco-mfg.com)



Ochoo Manufacturing Corporation

## H400 - XHD WATER MASTER™ TANKERS



WALLA WALLA COUNTY ROAD DEPARTMENT  
3,500 GALLON HYDROSTATIC SYSTEM  
3,500 GALLON CONTRACTOR STYLE

## HYDROSTATIC POWERED TOP OF THE LINE TANKERS

"AN INVESTMENT IN QUALITY AND UNEQUALLED PERFORMANCE".



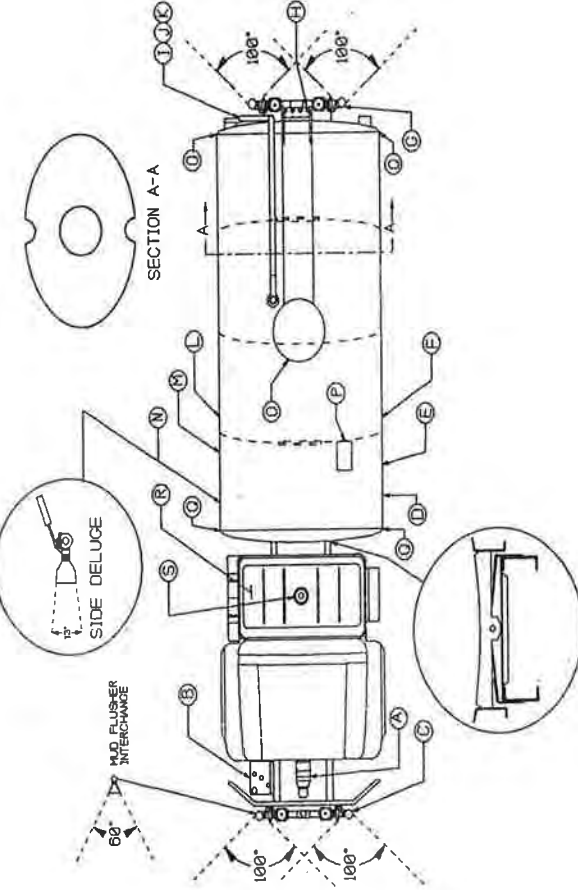
- N) OPTIONAL RIGHT SIDE DELUGE LOCATION  
 O) 30" TOP FILL HOLE (20" OPTIONAL HATCH)  
 P) REMOTE CONTROLLED 500 G.P.M. MONITOR OR REAR DECK MOUNTED 750 G.P.M. MANUAL MONITOR (OPTIONAL)  
 Q) STANDARD XHD SUSPENSION WORK LIGHT LOCATION (OPTIONAL ON REGULAR SUSPENSION)  
 R) INSIDE OPERATORS CONTROL CONSOLE  
 S) ROTARY BEACON (OPTIONAL AT TRUCK REAR)
- G) REAR SPRAY MANIFOLD (OPTIONAL EQUIPMENT: 6" QUICK DUMP, 2-1/2" FIRE DISCHARGE PORT)  
 H) STANDARD REAR LADDER  
 I) HYDRANT FILL (OPTIONAL)  
 J) STANDARD 6" GRAVITY BAR  
 K) REAR BUMPER ASSEMBLY (OPTIONAL)  
 L) STANDARD HOSE REEL (OPTIONAL PUMP LOCATION)
- A) HYDROSTATIC TRANSMISSION  
 B) HYDRAULIC RESERVOIR  
 C) FRONT SPRAY MANIFOLD (OPTIONAL FRONT MUD FLUSHER INTERCHANGE)  
 D) LEFT SIDE DELUGE OPTIONS  
 E) STANDARD WATER PUMP LOCATION (OPTIONAL LOCATION FOR HOSE REEL)  
 F) SUCTION HOSE STORAGE

## DON'T WASTE YOUR WATER!

Try the tankers that apply water where you want it, at the exact pressures and quantity you desire!

OMCO H400-XHD TANKERS are designed and built to the most rigid specifications in the industry, and yet they are the simplest equipment to operate. Here's Why!

- 1) The 3 point rough service suspension allows the tank to remain stable during twisting of truck the frame with absolutely NO stress on tank. OMCO tanks are an elliptical design with a 5" dish on heads and 3 baffles, keeping moving water in a curvature motion making a much safer operation.
- 2) Danfoss series 90 closed loop hydrostatic live power to water pump. Quadrant throttle from 0 to 150 P.S.I. water pressure for full performance at 1,000 engine R.P.M!
- 3) High performance Gorman Rupp 4"x 4" self priming, self loading 850 G.P.M. water pump is standard.
- 4) Front and rear spray heads, gravity bar, side head with remote 90° vertical adjustment, self loading rubber draft hose (4" x 20') with cam locks & strainer basket, city legal hydrant fill group.
- 5) Mud flusher adapter for front heads.



End View of XHD 3-PT  
Rocker Assembly

## WHY BURN THE BITS ON YOUR GRADER KEEPING UNWANTED MUD AND DEBRIS OFF YOUR PAVED ROADS?

OMCO H400 Tankers are available with simple to use mud flusher nozzles that interchange with the front spray heads. This design allows you to attack mud and other debris from a higher point than traditional street flusher nozzles. A sharper attack angle of the high pressure (100 P.S.I. and more) water can keep your project areas clean.

Side mounted deluge water heads are designed with a narrower pattern, allowing water to be directionally applied to areas up to 100 ft. away, and will perform at 400 G.P.M. with pressures to 100 P.S.I. An exclusive OMCO

## AVAILABLE SIZES AND SHELL STEEL

XHD series tanks are available in 3,500 gal., 3,800 gal., 4,000 gal., and 4,500 gal., capacity. All tanks are available with optional T-304



Hydrostatic driven 2,200 gallon stainless steel flusher with OMCO deicer with raven controls, monitor, gravity bar, rear spray heads, hose reel and quick change suction hose. It also has a sidewalk boom / snow plow.



Hydrostatic powered OMCO 2,500 gallon stainless steel tank flusher / deicer with Robo Flush™, OMCO deicer system with Force America control system




Hydrostatic powered OMCO 4,000 gallon stainless steel tank flusher / deicer, 750 gpm @ 100 psi water pump, stainless steel plumbing, top of tank monitor, deluge heads, front hose reel, right side hose reel, gravity bar, fire discharge, self-loading capabilities, hydrant fill with 6" air gap, lower and y-strainer.



## HF 400 SERIES WATERMASTER™

### HIGH PERFORMANCE TANKERS WITH STREET FLUSHER CAPABILITIES



3,500 gallon stainless steel flusher



Robo Flush™ in operation

### HYDROSTATICALLY POWERED



4,000 gal stainless steel flusher with monitors



P.O. Box 66 • Prineville, Oregon 97754 U.S.A.  
PLANT LOCATION  
2668 NE, Third • Prineville, OR 97754 • PHONE • (541) 447 - 5502 • FAX • (541) 447 - 6987  
E - Mail • [omco@resviewcable.com](mailto:omco@resviewcable.com) • or visit our website • [www.omco-mfg.com](http://www.omco-mfg.com)



## LOOK AT THE CHOICE'S YOU NOW HAVE IN SELECTING YOUR NEXT TANKER.

- A) HYDROSTATIC TRANSMISSION
- B) ROBO - FLUSH™ (OPTION)
- C) FRONT FLUSHER ASSEMBLY
- D) LEFT SIDE DELUGE (OPTIONAL)
- E) WATER PUMP
- F) MIDSHIP FLUSHER
- G) SUCTION HOSE STORAGE (OPTIONAL)

- H) HOSE REEL (OPTIONAL)
- I) RODDER REEL (OPTIONAL)
- J) STANDARD REAR LADDER
- K) ANTI - ICER SYSTEM (OPTIONAL)
- L) REAR BUMPER ASSEMBLY
- M) 4" GRAVITY BAR (OPTIONAL)
- N) HYDRANT FILL ASSEMBLY

- O) TOOL COMPARTMENT (OPTIONAL)
- P) HOSE REEL (OPTIONAL)
- Q) MIDSHIP FLUSHER
- R) RIGHT SIDE DELUGE (OPTIONAL)
- S) OPERATORS CONSOLE
- T) HYDRAULIC RESERVOIR
- U) FRONT SWEEP ASSEMBLY (OPTIONAL)

### STEP UP TO OMCO TECHNOLOGY AND DEMAND A REAL TOOL!

#### Unequaled Controllability in Flushing Direction and Water Pressures.

Mild Steel or T-304 Stainless Steel.  
Elliptical tank design with 5" domed heads and baffles. These features insure curvature movement of water with less than full loads, making your tanker much safer while traveling. Truck tanks range from 2,000 gal. to 3,800 gal. Trailers are 6,000 gal.

#### Danfoss Series 90

Closed loop hydrostatic transmission powered 850 G.P.M. centrifugal water pump with full performance attainable at no more than 900 engine R.P.M.

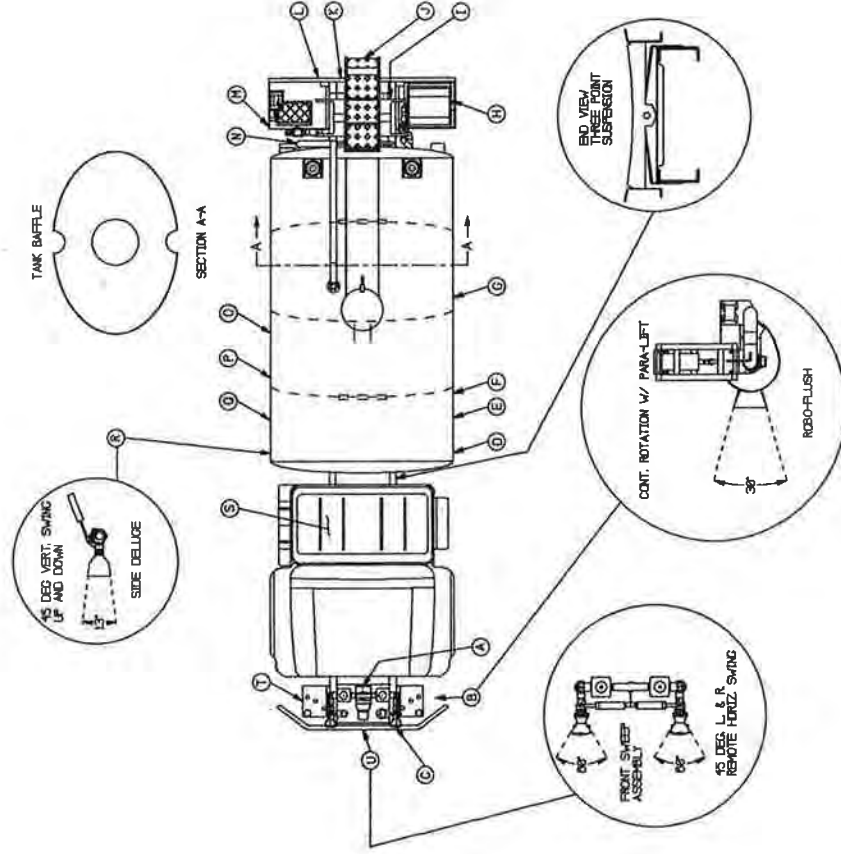
#### Choice of Computer or Pressure

##### Override (P.O.R) control.

Electronic controlled system allows a pre-selection of flusher pressures using the hydrostatic quadrant throttle. Water pressure will remain stable at 900 engine R.P.M. and above with any combination of heads turned on or off, regardless of road speed.

Hydraulic P.O.R. over speed control allowing stable "full performance" pressure from 900 engine R.P.M. though governed engine speed

**Water pump performance up to 600 G.P.M. @ 100 P.S.I.**



#### Front Flusher Nozzles

Can be equipped with individual horizontal swing feature controls. The operator can move either nozzle 45° left or right from straight ahead position.

#### OMCO's Exclusive ROBO-FLUSH™ with PARA-LIFT™

Front corner mounted, narrow pattern, high pressure nozzle can be rotated remotely on a continuous horizontal plane. It can also be adjusted in height from 7" to 17" above ground level. This feature allows flushing of bridge curbs with different heights, cul-de-sacs, under parked vehicles, etc. The majority of your flushing requirements can be achieved with the ROBO-FLUSH™ alone, performing more lane mile work with less water usage. **TRY IT YOU WILL LIKE IT!**

#### OMCO's Side Mounted Deluge Water Heads

Equipped with narrow pattern nozzles and when combined with the high pressure performance standard on our systems, you will find it is easy to remove winter sanding debris, etc. from your bridge decks, under guard rails, and all roadside areas. These heads are designed with a vertical remote movement of 45° below horizon to 45° above horizon and will hold in any position between.

XHD three point suspension option will extend your tank warranty to 5 years.

The HT-400 series spec. sheet is a serious spec. insuring excellent performance and controllability. Ask for your copy today.



Hydrostatic drive 2,200 gallon stainless steel flusher with sidewalk flusher, OMC0 deicer with raven controls, monitor, gravity bar, rear spray heads, hose reel and quick change suction hose



Hydrostatic powered OMC0 2,500 gallon stainless steel tank flusher / deicer with Robo Flush™ OMC0 deicer system with Force America control system



Hydrostatic powered OMC0 6,000 gallon stainless steel tank, 40' semi trailer. Self priming water pump, flusher, deluge, spray heads, hose reel, gravity bar, fire discharge and deicer capabilities. Just to name a few.



## HF 400 SERIES WATERMASTER™

### HIGH PERFORMANCE TANKERS WITH STREET FLUSHER CAPABILITIES



3,500 gallon stainless steel flusher



Robo Flush™ in operation

### HYDROSTATICALLY POWERED



3,300 gallon stainless steel tanker with John Deere powered water pump



P.O. Box 86 • Prineville, Oregon 97754 U.S.A.  
PLANT LOCATION  
2668 NE Third • Prineville, OR, 97754 • PHONE • (541) 447 - 5502 • FAX • (541) 447 - 6987  
E - Mail • omcomfg@omco-mfg.com • or visit our website • www.omco-mfg.com

## LOOK AT THE CHOICE'S YOU NOW HAVE IN SELECTING YOUR NEXT TANKER.

- A) HYDROSTATIC TRANSMISSION
- B) ROBO - FLUSH™ (OPTION)
- C) FRONT FLUSHER ASSEMBLY
- D) LEFT SIDE DELUGE (OPTIONAL)
- E) WATER PUMP
- F) MIDSHIP FLUSHER
- G) SUCTION HOSE STORAGE (OPTIONAL)

- H) HOSE REEL (OPTIONAL)
- I) RODDER REEL (OPTIONAL)
- J) STANDARD REAR LADDER
- K) ANTI - ICER SYSTEM (OPTIONAL)
- L) REAR BUMPER ASSEMBLY
- M) 4" GRAVITY BAR (OPTIONAL)
- N) HYDRANT FILL ASSEMBLY

- O) TOOL COMPARTMENT (OPTIONAL)
- P) HOSE REEL (OPTIONAL)
- Q) MIDSHIP FLUSHER
- R) RIGHT SIDE DELUGE (OPTIONAL)
- S) OPERATORS CONSOLE
- T) HYDRAULIC RESERVOIR
- U) FRONT SWEEP ASSEMBLY (OPTIONAL)

### STEP UP TO OMCO TECHNOLOGY AND DEMAND A REAL TOOL!

#### Unequaled Controllability in Flushing Direction and Water Pressures.

Mild Steel or T-304 Stainless Steel  
Elliptical tank design with 5" domed heads and baffles  
These features insure curvature movement of water with less than full loads, making your tanker much safer while traveling. Truck tanks range from 2,000 gal to 3,800 gal. Trailers are 6,000 gal.

#### Danfoss Series 90

Closed loop hydrostatic transmission powered 850 G.P.M. centrifugal water pump with full performance attainable at no more than 900 engine R.P.M.

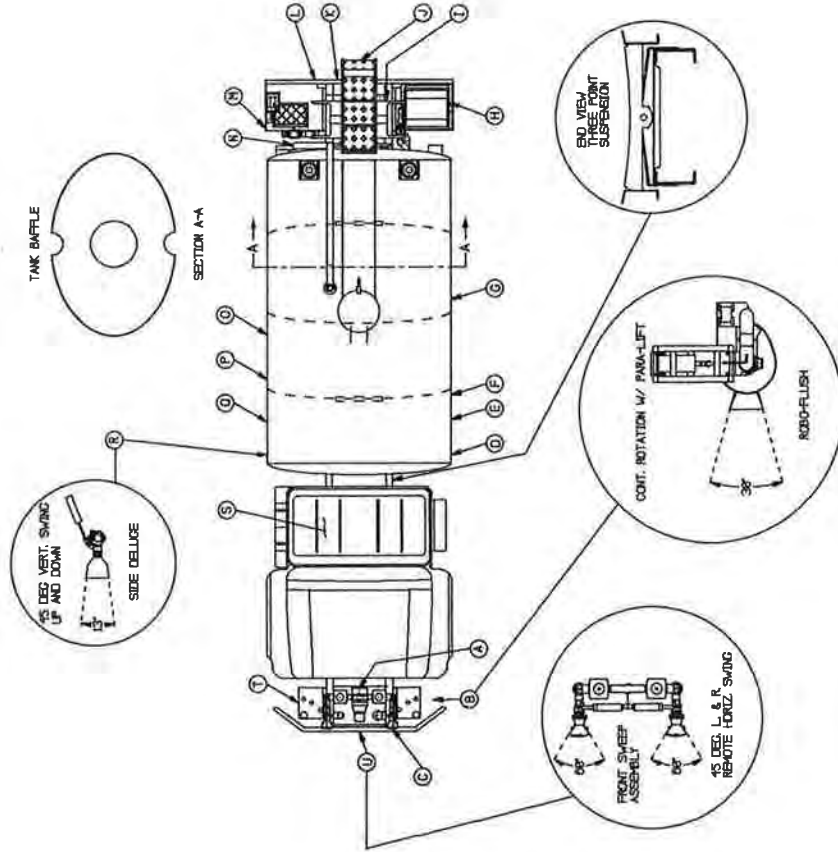
#### Choice of Computer or Pressure

##### Override (P.O.R) control.

Electronic controlled system allows a pre-selection of flusher pressures using the hydrostatic quadrant throttle. Water pressure will remain stable at 900 engine R.P.M. and above with any combination of heads turned on or off, regardless of road speed.

Hydraulic P.O.R. over speed control allowing stable "full performance" pressure from 900 engine R.P.M. through governed engine speed

**Water pump performance up to 600 G.P.M. @ 100 P.S.I.**



#### Front Flusher Nozzles

Can be equipped with individual horizontal swing feature controls. The operator can move either nozzle 45° left or right from straight ahead position.

#### OMCO's Exclusive ROBO-FLUSH™ with PARA-LIFT™

Front corner mounted, narrow pattern, high pressure nozzle can be rotated remotely on a continuous horizontal plane. It can also be adjusted in height from 7" to 17" above ground level. This feature allows flushing of bridge curbs with different heights, cul-de-sacs, under parked vehicles, etc. The majority of your flushing requirements can be achieved with the ROBO-FLUSH™ alone, performing more lane mile work with less water usage. **TRY IT YOU WILL LIKE IT!**

#### OMCO's Side Mounted Deluge Water Heads

Equipped with narrow pattern nozzles and when combined with the high pressure performance standard on our systems, you will find it is easy to remove winter sanding debris, etc. from your bridge decks, under guard rails, and all roadside areas. These heads are designed with a vertical remote movement of 45° below horizon to 45° above horizon and will hold in any position between.

XHD three point suspension option will extend your tank warranty to 5 years

The HF400 series spec. sheet is a serious spec. insuring excellent performance and controllability. Ask for your copy today.





Ochoco Manufacturing Corporation


## P300 XHD WATER MASTER™



OMCO uses a Gorman Rupp 3x3 (350 G.P.M.) Self priming pump with up to 100 P.S.I. Performance.  
This pump is powered by PTO off transmission.

XHD  
3 POINT  
SUSPENSION

P.O. Box 86 • Prineville, Oregon 97754 U.S.A.  
**PLANT LOCATION**  
2668 NE Third • Prineville, OR. 97754  
PHONE • (541) 447 - 5502 • FAX • (541) 447 - 6987  
E-MAIL • [omco@crestviewcable.com](mailto:omco@crestviewcable.com)  
Visit our website • [www.omco-mfg.com](http://www.omco-mfg.com)



## POWER TAKE OFF (PTO) TOP OF THE LINE TANKERS

"AN INVESTMENT IN QUALITY AND UNEQUALED PERFORMANCE".



2,200 Gallon PTO powered tanker



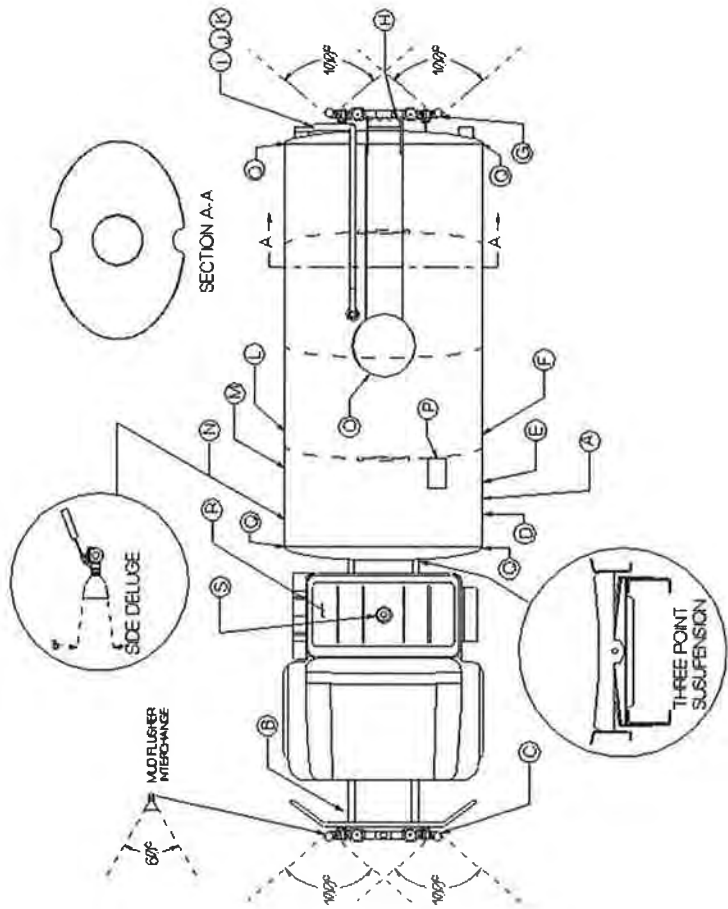
- N) OPTIONAL RIGHT SIDE DELUGE LOCATION
- O) 30" TOP FILL HOLE (20" OPTIONAL HATCH)
- P) REMOTE CONTROLLED 500 G.P.M. MONITOR OR REAR DECK MOUNTED 750 G.P.M. MANUAL MONITOR (OPTIONAL)
- Q) STANDARD XHD SUSPENSION WORK LIGHT LOCATION (OPTIONAL ON REGULAR SUSPENSION)
- R) INSIDE OPERATORS CONTROL CONSOLE
- S) ROTARY BEACON (OPTIONAL AT TRUCK REAR)
- G) REAR SPRAY MANIFOLD (OPTIONAL EQUIPMENT: 6" QUICK DUMP, 2-1/2" FIRE DISCHARGE PORT)
- H) STANDARD REAR LADDER
- I) HYDRANT FILL (OPTIONAL)
- J) STANDARD 6" GRAVITY BAR
- K) REAR BUMPER ASSEMBLY (OPTIONAL)
- L) STANDARD HOSE REEL (OPTIONAL PUMP LOCATION)
- M) OPTIONAL TOOL COMPARTMENT LOCATION
- A) PTO POWERED WATER PUMP
- B) FRONT BUMPER TURRET(OPTIONAL)
- C) FRONT SPRAY MANIFOLD (OPTIONAL FRONT MUD FLUSHER INTERCHANGE)
- D) LEFT SIDE DELUGE OPTIONS
- E) STANDARD WATER PUMP LOCATION (OPTIONAL LOCATION FOR HOSE REEL)
- F) SUCTION HOSE STORAGE

### DON'T WASTE YOUR WATER!

Try the tankers that apply water where you want it, at the exact pressures and quantity you desire!

OMCO P300 XHD TANKERS are designed and built to the most rigid specifications in the industry, and yet they are the simplest equipment to operate. Here's Why!

- 1) The 3 point rough service suspension allows the tank to remain stable during twisting of truck the frame with absolutely NO stress on tank. OMCO tanks are an elliptical design with a 5" dish on heads and 3 baffles, keeping moving water in a curvature motion making a much safer operation.
- 2) It will be powered by a Chelsea or Muncie air shift, clutch model transmission mounted P.T.O. and geared for compatible engine/pump speeds during pump and roll operations.
- 3) High performance Gorman Rupp 3"x 3" self priming, self loading 350 G.P.M. water pump is standard. The pump is capable of 100 P.S.I. water pressure.
- 4) Front and rear spray heads, gravity bar, side head with remote 90° vertical adjustment, self loading rubber draft hose (3" x 20') with cam locks & strainer basket, city legal hydrant fill group.
- 5) Mud flusher adapter for front heads.
- 6) Many other features both standard and optional. (spec sheets available on request)



### WHY BURN THE BITS ON YOUR GRADER KEEPING UNWANTED MUD AND DEBRIS OFF YOUR PAVED ROADS?

OMCO P300 Tankers are available with simple to use mud flusher nozzles that interchange with the front spray heads. This design allows you to attack mud and other debris from a higher point than traditional street flusher nozzles. A sharper attack angle of the high pressure (100 P.S.I. and more) water can keep your project areas clean.

Side mounted deluge water heads are designed with a narrower pattern, allowing water to be directionally applied to areas up to 100 ft. away, and will perform at 300 G.P.M. with pressures to 100 P.S.I. An exclusive OMCO feature is the cab controlled remote vertical movement of the side heads (45° above horizon to 45° below horizon).

### AVAILABLE SIZES AND SHELL STEEL

XHD series tanks are available in 3,500 gal., 3,800 gal., 4,000 gal., and 4,500 gal., capacity. All tanks are available with optional T-304 stainless steel shell material.

## **OMCO ANTI-ICER SYSTEM**

### **POWER METHOD FOR ANTI-ICER SYSTEM:**

This system is powered with the EHF or electronic controlled Danfoss series 90 pump/transmission. A second or "B" system power mode will power the Anti-icer motor which is equipped with Danfoss Plus 1 computer program and governed by a pressure transducer arrangement which will control constant pressure as set, and over speed control. Full performance will be achieved at 800 engine R.P.M.. The hydrostatic throttle on the console will be able to pre-select a performance setting, and that performance will remain stable from 800 engine R.P.M. through engine governed speed.

### **PUMP AND VALVING:**

A Hypro HM Series cast iron 2" X 1 1/2" centrifugal chemical pump will be used. A 2" stainless steel flow control valve and a RFM 100 flow meter shall be used to meter fluid at pre-selected rates from the cab console. Boom valving will be 12 volt poly plunger style valves, sized to achieve optimal performance in each individual system where remote control of system is required. The 1/4 turn ball valves required will be heavy duty poly style on suction side and stainless steel on pressure side. The remote operated valves will be positioned and controlled so as to allow recirculation of product when the recirculation air valve (controlled from inside the cab) and the stainless steel 1/4 turn ball valve are open. Discharge booms are to be in the "off" position to recirculate the product.

A 2 1/2" bottom load plumbing arrangement will be installed to prevent aeration or foaming of product while loading. A 2 1/2" 1/4 turn heavy duty ball valve will be installed at inlet with a removable cap.

### **SPRAY BOOMS, NOZZLES, AND RECIRCULATION BAR:**

The tank recirculation bar will be constructed from 1 1/4" schedule 40 stainless steel and inserted into rear tank head approximately 20" right of center line and 8" up from bottom. The bar pipe will extend forward to include the front section of baffled tank, and be equipped with drill holes at strategic locations on an 8:00 o'clock position.

### **The spray booms will be positioned as follows:**

The main boom will be constructed from 1 1/4" stainless steel pipe and positioned under rear deck. The left and right booms will be extensions of main boom arrangement and will be positioned at each end of rear deck. The 3 boom sections will receive and apply product independently, and each boom will be equipped with ten (10) each T-jet straight stream nozzles with 3 GPM orifices. The left and right boom nozzles shall be positioned to evenly cover 12 foot lanes.

### **SPEED CONTROL SYSTEM AND CAPACITIES:**

The controller will be a Ravens # DCS410 transmission speed sensor. Other controllers are available (Epoke, Force America, Dickey John, etc.). With correct nozzle size the system will be capable of 1 lane application at 60 gallons per lane mile going 35 M.P.H. or 3 lane application at 60 gallons per lane mile going 35 M.P.H.



## SPECIFICATIONS OMCO HF400 & EHF400 SERIES STREET FLUSHER SYSTEMS

### (OPTIONS) TANK SIZE AND SHAPE:

- HF422** 2,200 U.S. gallon capacity, elliptical shape, **Low Profile Design**, (54" minor axis x 85" major axis) x 144" long. Heads will be dished & flanged (5" minimum dish), 2 baffles will be dished (5" minimum dish).
- HF425** 2,500 gallon capacity (as above) x 168" long, 3 baffles.
- HF430** 3,000 gallon capacity (as above) x 192" long, 3 baffles.
- HF435** 3,500 U.S. gallon capacity, elliptical shape, **Standard Profile Design**, (64" minor axis x 95" major axis) x 168" long, Heads will be dished & flanged (5" minimum dish), 3 baffles will be dished (5" minimum dish).
- HF438** 3,800 gallon capacity (as above) x 180" long, 3 baffles.
- HF440** 4,000 gallon capacity (as above) x 192" long, 3 baffles.

### MATERIAL:

The bottom 1/3 of tank skin will be constructed from 3/16" mild steel, the top 2/3 of the tank skin will be constructed from 10 gauge mild steel. The heads will be 3/16" dished and flanged (5" min. dish). Baffles shall be constructed from 10 gauge mild steel and be dished (5" min. dish).

### (OPTION) MATERIAL STAINLESS STEEL T-304:

The bottom 1/3 of tank skin will be constructed from 3/16" T-304 stainless steel, the top 2/3 of the tank skin will be constructed from 10 gauge T-304 stainless steel. The heads will be 3/16" T-304 dished & flanged (5" minimum dish). Baffles shall be constructed from 10 gauge T-304 stainless steel & be dished (5" minimum dish.)

### TOP MANHOLE:

There shall be a 20" over center locking circular hatch cover. The manhole assembly will be welded into tank center top.

### (OPTION) TOP MANHOLE:

When the stainless steel tank option is used, a stainless steel 20" over center locking hatch cover will be used.



## **SPECIFICATIONS OMCO HF400 & EHF400 SERIES STREET FLUSHER SYSTEMS**

### **CONSTRUCTION PROCEDURE:**

The shell skin shall be unspliced sections for the entire length of tank, and be electrically welded longitudinally. The entire tank (heads, baffles, shell sections) will be 100% double welded. The baffles will be installed with 24" lined crawl holes, top and bottom 6" X 12" lined flow holes. Two (2) or three (3) baffles as required in tank size spec., will be installed. The tank will have a rear ladder and top cat walk with rails and grip strut rungs.

### **(OPTION) CONSTRUCTION PROCEDURE:**

When stainless tank option is used, there will be 10 gauge T-304 stainless steel strips welded between tank vessel and all mild steel weldments.

### **SUB-FRAME:**

The skid mount rails shall be constructed from 3/16" steel and installed with six (6) cross members supported to tank bottom and side rails. 1" x 2 3/4" Rubber sills shall be installed under skid mount rails in inverted channels.

### **(OPTION) SUB-FRAME-STAINLESS STEEL (T-304 2B TYPE):**

With the stainless steel tank option, the skid mount rails shall be constructed from 3/16" stainless steel T304 2B and installed with six (6) cross members supported to tank bottom and side rails. 1" x 2 3/4" Rubber sills shall be installed under skid mount rails in inverted channels.

### **TANK MOUNTS:**

Tank mounts shall be male-female with coil springs (two (2) per mount), three (3) mounts per side bolted to truck and tank frame. Coil springs to be constructed from 5/16" material using 5/8" bolts and self-locking nuts. Two (2) mounts per side on the HF422 size.

### **OMCO FIBERGLASS FENDERS:**

The OMCO fenders are to be constructed of common resin and fiberglass using rope mat (woven roving fiberglass mat) rather than cloth material for stronger construction. The fenders will be pre-painted black in the mold with gel coat. The finished fenders shall be 5/16" in thickness. The full formed fiberglass, rubber mounted fenders will cover the entire dual drive tire area and have mud flaps. The fenders shall be attached to three (3) each T-304 stainless steel fender mounting brackets. The T-304 stainless steel mounting brackets shall be attached to the tank frame. The fenders shall be painted jet black or color of customer choice using Sherwin Williams Genesis acrylic urethane with hardener.





## **SPECIFICATIONS OMCO HF400 & EHF400 SERIES STREET FLUSHER SYSTEMS**

### **(OPTION) SKIRTED SIDES AND FENDER WELLS (AVAILABLE ON LOW PROFILE DESIGN):**

The tank will be fully side skirted to axle center line and the wheel well cut outs will allow enough room to install tire chains if needed. A rear compartment will be incorporated for placement of miscellaneous tools. The wheel wells will be equipped with anti-spray flashing and legal mud flaps will be installed. A 6" walkway along both sides of tank at or near center line will be constructed on top of skirted side sections. The access ladder/steps to top center of tank will be incorporated into left side skirting. The skirting will be constructed from 12 gauge mild steel.

### **WATER PUMP POWER SYSTEM HF400 SERIES:**

The water pump to be driven by a piston-type closed loop, hydrostatic transmission with loop cooling filtration, and adjustable pressure control. The hydro-static system will be sized for continuous duty, long life and compatible with the torque values of the chassis engine and optimum performance speeds required of the water pump.

The Danfoss hydrostatic pump transmission will be servo controlled, variable displacement and driven by a drive shaft connected to the front of engine crankshaft. The pump/transmission displacement will be controlled from the cab console, using an electronic quadrant throttle. The hydro-static motor will be fixed displacement, bent axis design, and flange mounted directly to the water pump.

The motor sizing will be as necessary to provide correct R.P.M. performance of the individual water pump. The condition of the oil in the hydro-static loop will be maintained by a 30 G.P.M., 10 micron full flow spin type filter and a oil cooler rated at 27,000 B.T.U./HR. under acceptable operating conditions. The externally adjustable automatic pressure control (P.O.R.) over-rides the electronic control and maintains constant full performance water pressures when engine speeds are above 900 R.P.M. The purpose of this feature is to insure full operation performance at 900 R.P.M., and to protect against pressure surges and motor over speeding at engine speeds above 900 R.P.M. The oil reservoir will be vented in such a manner as to prevent ingestion of water spray. The high pressure hydraulic hoses will be 12 XT four (4) wire braid with heavy cover. All other hoses including the cooling circuit will be SAE rated medium pressure wire braid hose with heavy cover. All fittings will be crimp style.



## **SPECIFICATIONS OMCO HF400 & EHF400 SERIES STREET FLUSHER SYSTEMS**

### **OPTION: WATER PUMP POWER SYSTEM EHF400 SERIES:**

The water pump to be driven by a piston-type closed loop, hydrostatic transmission with loop cooling filtration, and adjustable pressure control. The hydro-static system will be sized for continuous duty, long life and compatible with the torque values of the chassis engine and optimum performance speeds required of the water pump. The hydrostatic pump transmission will be servo controlled, variable displacement Danfoss or equivalent, driven by a drive shaft connected to the front of engine crankshaft. The servo control will be electrically operated (E.D.C.) with water pressure transducer and electronic quadrant throttle. The water pressures will be set with the throttle to a predetermined pressure setting of 0 to 100 P.S.I., and will be maintained regardless of how many flusher heads are operating. Full performance of 600 G.P.M. will be attained at 900 engine R.P.M. and will remain through the governed engine speeds.

The electric automatic control system will have a disable switch, so that higher pressures can be obtained if desired. The hydro-static motor will be fixed displacement bent axis, & coupled directly to the water pump. The motor sizing will be as necessary to provide correct R.P.M. performance required of the water pump. The condition of the oil in the Hydro-static loop will be maintained by a 30 G.P.M., 10 micron full flow spin on type filter and an oil cooler rated at 27,000 B.T.U./HR. under acceptable operating conditions. The oil reservoir (10 gallon cap.) will be vented in such a manner as to prevent ingestion of water spray. The high pressure hydraulic hoses will be 12 X T four (4) wire braid with heavy cover. All other hoses including the cooling circuit will be SAE rated medium pressure wire braid hose with heavy cover. All fittings will be crimp style.

### **WATER PUMP:**

The pump will be a Berkeley 4" X 3" B3JRMBM centrifugal, cast iron pump. 5" tank suction plumbing to the suction orifice of the pump. The pump will have performance capability of 600 G.P.M. at 100 P.S.I..

### **OPTION FOR SELF LOADING CAPABILITY:**

Water Pump: Gorman Rupp #04A3-B 4" x 4" self-priming cast iron centrifugal, cast iron pump. 5" tank suction plumbing to the suction orifice of the pump. The pump will have performance capability of 600 G.P.M. at 100 P.S.I.. The water pump will be equipped with three (3) 4" hand operated butterfly valves. These valves will be located in a position which will allow self-loading of water tank. The "source" suction orifice will be 4" camlock connection. A section (4" x 20' long) of rubber suction hose will be furnished with strainer and camlock connection, as well as storage "J" hooks and lockable hasp.

**OPTIONAL:** Suction hose/s will be 3" diameter for easier handling.



## **SPECIFICATIONS OMCO HF400 & EHF400 SERIES STREET FLUSHER SYSTEMS**

### **FLUSHER SYSTEM:**

Flusher control valves will be 2" Cla-valve (model KH7100). All plumbing to flusher heads will be 3" on manifold and 2" to individual heads. The heads will be located below front bumper on both left and right side, in approximate alignment with the chassis frame rails. The mid ship heads will be located under or slightly behind cab, operated toward left and right sides. The flusher heads will be OMCO bronze three (3) piece fully adjustable with #82 slots (3/32"). #121 slots (1/8") are optional for more water flow. The valve control will be air/spring style and be operated (on-off) from cab console.

### **(OPTION):**

Front flusher heads to rotate independently in a horizontal arc 45 degrees either way from center, electric over air controlled from cab console.

### **(OPTION): FIRE DEPARTMENT TENDER VALVE:**

A 2 1/2" brass male N.S.T. discharge fitting will be installed for the purpose of transfer of water to another tanker (such as your local fire department pumper) at up to 850 G.P.M.

### **CONTROL CONSOLE:**

The control console shall be constructed and mounted between seats inside cab, and be painted with Rustoleum black hammerite paint. The console will have a water pressure gauge, and all necessary electric over air valve switches and hydro-static throttle controls.

### **(OPTION:) TANK FULL/TANK EMPTY**

High level ("Tank Full") float operated legend indicator light will be positioned at fill station. Low level ("Tank Empty") float operated legend indicator light will be positioned on cab console. Both floats will be Stainless Steel.

### **LIGHTING:**

All running lights will be L.E.D. style rubber mounted lamps. Wiring shall be enclosed in conduit. reflectors will be installed, and the system will comply with D.O.T. #108.

### **BEACON:**

One double flash LED beacon on top of tank, amber in color.

### **(OPTION) BEACON:**

A second LED beacon of the same type on top of tank, amber in color.



## SPECIFICATIONS OMCO HF400 & EHF400 SERIES STREET FLUSHER SYSTEMS

### **ENTRIES AND PLUMBING:**

All plumbing entries shall be constructed from schedule 40 weld fittings and will be fitted with welded collars to distribute the flex and prevent cracking. All plumbing and piping will be schedule 40 black pipe, using weld ells, tees, fittings, etc., rather than threaded pipe or fittings. The plumbing shall be assembled using rubber gasket couplers at necessary locations and in such a manner that the assembly may be removed as needed from the chassis.

### **PLUMBING (OPTIONS):**

All water plumbing will be constructed of T-304 stainless steel.

### **REAR INLET FOR HYDRANT FILLING:**

A hydrant fill station will be constructed at tank rear curbside. The plumbing will be equipped with visible 6" air gap at or near top tank center and fill hole will be arranged so that debris (tree leaves, etc.) cannot enter the tank. The entry station will be equipped with 2 1/2" "Y" strainer with clean out basket. Plumbing assembly will be bolted to tank exterior, and be removable.

### **HOSE REEL:**

A live hose reel with accommodations for 1" x 125' hard rubber hose, mounted right side mid-ship, or on rear of tank for hand flushing. Water flow to hose to be air-operated with on/off valve located on hose reel. Reel to be Reelcraft (or equivalent), with electric rewind and crank rewind (back-up). 2/3 HP motor required. A 200 P.S.I. hose and a fog nozzle will be installed. **NOTE: When the optional Gorman Rupp self-priming water pump is used, the 1 1/2" x 70' hose is used.**

### **(OPTION) SIDE MOUNTED WATER HEAD:**

One 2" side mounted water head assembly will be placed on the right side, mid-ship at frame height. The nozzle will be constructed so as to discharge water in an approximate 20 degree fan. The purpose of the narrow arc is to move heavy debris and material, that the ordinary flusher nozzles cannot move properly. The discharge will be up to 400 G.P.M. at 100 P.S.I. and will discharge at distances of up to 75 feet. The unit will be capable of vertical adjustment of 45 degree above horizon to 45 degree below horizon, remotely from cab console.



## **SPECIFICATIONS OMCO HF400 & EHF400 SERIES STREET FLUSHER SYSTEMS**

### **(OPTION) "ROBO-FLUSH" HEAD ASSEMBLY:**

The unit will be equipped with one (1) 2" continuous rotating flusher head mounted under left or right corner of front bumper. The nozzle will be constructed of steel and have a discharge arc of approximately 15 degrees. This system will be directly controlled by a joy stick arrangement located on the console inside cab, and be powered by the hydraulic pump. The rotator steering roller chain will be stainless steel and shall be size 50. The rotator assembly will be equipped with a parallelogram lift frame with stainless steel pins and bushings. The unit will be remotely adjusted for height from 7" above the street level to 17" high.

### **(OPTION) REAR MOUNTED GRAVITY BAR:**

A 4' x 96" gravity bar with clean-out removable ends and equipped with 3/4" threaded rear outlet couplers and 8" centers, and each with its own 90 degree deflector assembly. The control valve will be a 4" butterfly air operated valve and controlled from cab console.

### **(OPTION) REAR MOUNTED POWER BAR:**

A 2" x 96" Power bar pipe arrangement will be installed under rear bumper deck, and have clean out ends. A cab controlled 2" Cla-valve will be used, and 3/8" Fan spray nozzles (10 ea.) will be evenly spaced on bottom of Power Bar.

### **(OPTION) MONITOR CANNON SYSTEM:**

Tank mounted Elkhart Sidewinder electric 500 G.P.M. cab controlled monitor. Sealed circuit 12V DC electric powered. Vertical move from horizon -45° to 90°, horizontal move 180° or 330°. Monitor available with normal or high speed travel. Equipped with straight stream / fog adjustable nozzle. All operations are on console mounted Joy stick controller. This Remote Controlled Monitor is positioned so that is in view of driver (operator) through mirror at all times. This monitor may also be mounted on a fold down frame on front bumper.

### **(OPTION) REAR MOUNTED SPRAY-HEAD SYSTEM FOR DUST CONTROL:**

Two (2) rear mounted 2" spray-heads shall be installed on tank rear. They will be adjustable for quantity, as well as direction, and be controlled (on/off) from cab console.



## **SPECIFICATIONS OMCO HF400 & EHF400 SERIES STREET FLUSHER SYSTEMS**

### **(OPTION) OVERHEAD SPRAY BOOM:**

A 3" manifold will be installed at tank rear, and will be extended to top rear of tank. It will tee into a 2" manifold and go to left and right mounted flusher nozzles. These nozzles will be vertically installed 48" apart. Air operated ball bearing swivels will allow these nozzles to be remotely controlled from cab console and independently moved from straight up position to 90° right angle. The nozzles will be able to stop at any degree wanted within the 90° swing. The nozzles will be OMCO #82.

### **OPTION: TOOL COMPARTMENTS**

Single or double door style (depending on available room). Sweep out design with box pan door/s. Door design with café style or swing up style doors. 24" deep x 24" high x 24" to 60" long (Double doors on compartments longer than 36" long). Stainless steel piano hinge and twist lock S.S. latch with or without keys. Mild steel, aluminum, or stainless steel construction.

### **PAINT:**

Tank will be properly prepared prior to painting. A two (2) part modified polyamide epoxy primer will be applied inside (**NO INSIDE PAINT ON STAINLESS STEEL TANK OPTION**). Sherwin Williams Genesis acrylic urethane with hardener will be applied to outside of tank and components. Black enamel on all plumbing parts at and below frame height.



## SPECIFICATIONS P600 WATER TANKER

### **TANK SIZE AND SHAPE OPTIONS:**

<u>P622</u>	2,200 U.S. gallon capacity, elliptical shape, <b><u>Low Profile Design,</u></b> (54" minor axis x 85" major axis) x 144" long. Heads will be dished & flanged (5" min dish), 2 baffles will be dished (5" min. dish).
<u>P625</u>	2,500 gallon capacity (as above) x 168" long, 3 baffles.
<u>P630</u>	3,000 gallon capacity (as above) x 192" long, 3 baffles.
<u>P635</u>	3,500 gallon capacity elliptical shape, <b><u>Standard Profile Design,</u></b> (64" minor axis x 95" major axis) x 168" long. Heads will be dished & flanged (5" min dish), 3 baffles will be dished (5" min. dish).
<u>P638</u>	3,800 gallon capacity (as above) x 180" long, 3 baffles.
<u>P640</u>	4,000 gallon capacity (as above) x 192" long, 3 baffles.
<u>P645</u>	4,500 gallon capacity (as above) x 216" long, 3 baffles.

### **MATERIAL:**

The bottom 1/3 of tank skin will be constructed from 3/16" mild steel, the top 2/3 of the tank skin will be constructed from 10 gauge mild steel. The heads will be 3/16" dished and flanged (5" min. dish). Baffles shall be constructed from 10 ga. mild steel and be dished (5" min. dish).

### **(OPTION) MATERIAL STAINLESS STEEL T-304L:**

The bottom 1/3 of tank skin will be constructed from 3/16" T-304L stainless steel, the top 2/3 of the tank skin will be constructed from 10 gauge T-304L stainless steel. The heads will be 3/16" T-304L dished & flanged (5" minimum dish). Three (3) baffles shall be constructed from 10 gauge T-304L stainless steel & be dished (5" minimum dish.)



## **SPECIFICATIONS P600 WATER TANKER**

### **CONSTRUCTION PROCEDURE:**

The shell skin shall be unspliced sections for the entire length of tank, and be electrically welded longitudinally. The entire tank (heads, baffles, shell sections) will be 100% double welded. The baffles will be installed with 24" lined crawl holes, top and bottom 6" x 12" lined flow-holes. Two (2) or three (3) baffles as required in tank size spec., will be installed. Tank will have a rear ladder and top cat walk rails and grip strut rungs.

### **(OPTION) CONSTRUCTION PROCEDURE:**

When stainless tank option is used, there will be 10 gauge T-304L stainless steel strips welded between tank vessel and all mild steel weldments.

### **TOP MANHOLE:**

A recessed 30" open manhole will be installed for "Top Loading" purposes.

### **(OPTION) TOP MANHOLE:**

There shall be a 20" over center locking circular hatch cover. The manhole assembly will be welded into tank center top.

### **(OPTION) TOP MANHOLE:**

When the stainless steel tank option is used, a stainless steel 20" over center locking hatch cover will be used.

### **CONSTRUCTION PROCEDURE:**

The shell skin shall be unspliced sections for the entire length of tank, and be electrically welded longitudinally. The entire tank (heads, baffles, shell sections) will be 100% double welded. The baffles will be installed with 24" lined crawl holes, top and bottom 6" X 12" lined flow holes. Two (2) or three (3) baffles as required in tank size spec., will be installed.

### **(OPTION) CONSTRUCTION PROCEDURE:**

When stainless tank option is used, there will be 10 gauge T-304 stainless steel strips welded between tank vessel and all mild steel weldments.

OCHOCO MANUFACTURING CORPORATION  
PHONE 541•447•5502 • FAX 541•447•6987  
E-MAIL [omco@crestviewcable.com](mailto:omco@crestviewcable.com)  
PLANT LOCATION • 2668 NE THIRD ST • PRINEVILLE, OR 97754  
MAILING ADDRESS • PO BOX 66 • PRINEVILLE, OR 97754  
WEBSITE [www.omco-mfg.com](http://www.omco-mfg.com)





## **SPECIFICATIONS P600 WATER TANKER**

### **SUB-FRAME:**

The skid mount rails shall be constructed from 3/16" steel and installed with five (5) cross members supported to tank bottom and side rails. 1" x 2 3/4" rubber sills shall be installed under skid mount rails in inverted channels.

### **(OPTION) SUB-FRAME-STAINLESS STEEL (T-304L 2B TYPE):**

With the stainless steel tank option, the skid mount rails shall be constructed from 3/16" stainless steel T304L 2B and installed with five (5) cross members supported to tank bottom and side rails. 1" x 2 3/4" rubber sills shall be installed under skid mount rails in inverted channels.

### **TANK MOUNTS:**

Tank mounts shall be male-female with coil springs (two (2) per mount), three (3) mounts per side bolted to truck and tank frame. Coil springs to be constructed from 5/16" material using 5/8" bolts and self locking nuts. Two (2) mounts per side on the 2,200 gallon size.

### **(OPTION) THREE POINT ROUGH SERVICE ON/OFF ROAD SUSPENSION:**

The sub frame will be constructed from 1/4" x 10" A-572 (Hi-Tensile) formed "C" channel for full length of tank. There will be five (5) cross members constructed into the sub frame assembly, as well as saddle supports constructed under each baffle. The sub frame width will be wider than the chassis frame and will be constructed so that the two (2) frame systems **DO NOT** touch during twisting or severe terrain operation.

### **FENDERS:**

Truck rear tires to be equipped with full formed fiberglass, rubber mounted fenders. Fenders to be pre-painted black.

### **WATER PUMP AND POWER SYSTEM:**

Water pump is a Gorman-Rupp model #06D1-G self priming 6" X 4" size. It will be powered by a Chelsea or Muncie air shift, clutch model transmission mounted P.T.O. and geared for compatible engine/pump speeds during pump and roll operations. The driveline will be a #1350 series Spicer assembly.

OCHOCO MANUFACTURING CORPORATION  
PHONE 541•447•5502 • FAX 541•447•6987  
E-MAIL [omco@crestviewcable.com](mailto:omco@crestviewcable.com)  
PLANT LOCATION • 2668 NE THIRD ST • PRINEVILLE, OR 97754  
MAILING ADDRESS • PO BOX 66 • PRINEVILLE, OR 97754  
WEBSITE [www.omco-mfg.com](http://www.omco-mfg.com)



## **SPECIFICATIONS P600 WATER TANKER**

### **SPRAY HEADS AND CONTROLS:**

There will be two(2) ea. 2 1/2" front mounted spray head nozzles and two(2) ea. 2 1/2" rear mounted spray head nozzles. These will be adjusted both for quantity and direction of water spray spread.

Each spray head will be equipped with a 2 1/2" Cla-valve globe style air/spring operated valve, with "on"/"off" controls located on cab console.

Plumbing to spray heads will be 3" on manifolds and 2 1/2" to individual heads.

### **(OPTION) STREET FLUSHER NOZZLES IN LIEU OF ABOVE "SPRAYHEADS"**

#### **SPECIFICATIONS:**

Two (2) ea. OMCO # 82 - 3 piece bronze flusher nozzles will be installed under front bumper approx. in alignment with frame rails. 2 ea. OMCO # 82 flusher nozzles will be installed left and right mid ship area.

### **(OPTION) STREET FLUSHER NOZZLE:**

Front flusher heads to rotate independently in a horizontal arc 45 degrees either way from center, air controlled from cab console.

#### **SELF LOADING SYSTEM:**

The water pump will be equipped with two (2) 3" hand operated butterfly valves and one (1) 4" hand operated butterfly valve. these valves will be located in a position which will allow self-loading of water tank. The "source" suction orifice will be 3" camlock connection. A section (3" X 20' long) of rubber suction hose will be furnished with strainer and camlock connection, as well as storage "J" hooks and lockable hasp.

### **(OPTION): SELF LOAD**

Delete self-loading system.

### **(OPTION) SIDE MOUNTED WATER HEAD:**

One 2" side mounted water head assembly will be placed on the right or left side, mid-ship at frame height. The nozzle will be constructed so as to discharge water in an approximate 20 degree fan. The purpose of the narrow arc is to move heavy debris and material that the ordinary flusher nozzles cannot move properly. The discharge will be 300 G.P.M. maximum at 90 P.S.I. and will discharge at distances of up to 75 feet. The unit will be capable of manual vertical adjustment of 45 degree above horizon to 45 degree below horizon.

OCHOCO MANUFACTURING CORPORATION  
PHONE 541•447•5502 • FAX 541•447•6987  
E-MAIL [omco@crestviewcable.com](mailto:omco@crestviewcable.com)  
PLANT LOCATION • 2668 NE THIRD ST • PRINEVILLE, OR 97754  
MAILING ADDRESS • PO BOX 66 • PRINEVILLE, OR 97754  
WEBSITE [www.omco-mfg.com](http://www.omco-mfg.com)



## **SPECIFICATIONS P600 WATER TANKER**

### **(OPTION) REMOTE CONTROLLED SIDE MOUNTED WATER HEAD:**

Remote controlled from cab vertical adjustment of 45 degree above horizon to 45 degree below horizon on **above** side mounted head assembly.

### **(OPTION) HOSE REEL ASSEMBLY:**

A live hose reel with accommodations for 1 1/2" X 50' hard rubber hose, mounted right side mid-shop for hand flushing. Water flow to hose to be air-operated with on/off valve located on hose reel. Reel to be Reelcraft with crank rewind.

### **(OPTION) MONITOR SYSTEM:**

Tank mounted Elkhart Sidewinder electric 500 G.P.M. cab controlled monitor. Sealed circuit 12V DC electric powered. Vertical move -45° to 90°, horizontal move 180° or 330°. Equipped with straight stream / fog adjustable nozzle. All operations are on console mounted Joy stick controller. This Remote Controlled Monitor is positioned so that is in view of driver (operator) thru mirror at all times.

### **CONTROL CONSOLE:**

Control console shall be constructed and mounted between seats inside cab.  
Console to have a water pressure gauge.  
Control console shall accommodate all necessary switches and P.T.O. shift controls.

### **STROBE BEACON:**

One double flash strobe beacon on top front center of tank, amber in color.

### **(OPTION) STROBE BEACON:**

A second beacon of the same type on top of tank at rear, amber in color.

### **(OPTION) STROBE BEACON:**

One or both warning lights will be LED double flash strobe beacon, amber in color.

OCHOCO MANUFACTURING CORPORATION  
PHONE 541•447•5502 • FAX 541•447•6987  
E-MAIL [omco@crestviewcable.com](mailto:omco@crestviewcable.com)  
PLANT LOCATION • 2668 NE THIRD ST • PRINEVILLE, OR 97754  
MAILING ADDRESS • PO BOX 66 • PRINEVILLE, OR 97754  
WEBSITE [www.omco-mfg.com](http://www.omco-mfg.com)



## **SPECIFICATIONS P600 WATER TANKER**

### **PLUMBING:**

All plumbing entries to be constructed from schedule 40 weld fittings, and fitted with welded collars.

Schedule 40 black pipe shall be used, with welded ells, tees, fittings, etc., rather than threaded pipe or fittings. Plumbing to be assembled using couplers with rubber gaskets at various locations so that assembly may be removed from the chassis.

### **PLUMBING (OPTIONS):**

All water plumbing will be constructed of T-304 stainless steel.

### **REAR INLET FOR HYDRANT FILLING:**

A hydrant fill station will be constructed at tank rear curbside. The plumbing will be equipped with visible 6" air gap at or near top tank center and fill hole will be arranged so that debris (tree leaves, etc.) cannot enter the tank. The entry station will be equipped with 2 ½" "Y" strainer with clean out basket. Plumbing assembly will be bolted to tank exterior, and be removable.

### **GRAVITY BAR:**

4" X 96" gravity bar with clean-out removable ends and equipped with 3/4" threaded rear outlet couplers on 8" centers and each with it's own 90 degree deflector assembly. The control valve will be a 4" butterfly air operated and controlled from cab console.

### **(OPTION) GRAVITY BAR:**

6" X 96" gravity bar with 1" threaded outlets, 6" butterfly valve.

### **(OPTION) OVERFLOW PIPING FOR LEGAL HIGHWAY OPERATION:**

A 3" overflow pipe will be installed at approximate tank center line and extended downward through tank bottom. A remote controlled air operated butterfly valve will be installed at outlet and controlled from cab console. The overflow pipe entry will be set at a height to insure a **highway legal weight**, with bottom valve open.



## **SPECIFICATIONS P600 WATER TANKER**

### **PAINT:**

Tank will be acid bathed and properly prepared prior to painting. A two (2) part modified polyamide epoxy primer (Approved for potable water) will be applied inside **(NO INSIDE PAINT ON STAINLESS STEEL TANK OPTION)**. Sherwin Williams Genesis acrylic urethane with hardener will be applied to outside of tank and components. Black enamel on all plumbing parts at and below frame height.

OCHOCO MANUFACTURING CORPORATION  
PHONE 541•447•5502 • FAX 541•447•6987  
E-MAIL [omco@crestviewcable.com](mailto:omco@crestviewcable.com)  
PLANT LOCATION • 2668 NE THIRD ST • PRINEVILLE, OR 97754  
MAILING ADDRESS • PO BOX 66 • PRINEVILLE, OR 97754  
WEBSITE [www.omco-mfg.com](http://www.omco-mfg.com)

## SPECIFICATIONS P-300 SERIES WATER TANKER

### TANK SIZE AND SHAPE OPTIONS:

<u>P322</u>	2,200 U.S. gallon capacity, elliptical shape, <b><u>Low Profile Design</u></b> , (54" minor axis x 85" major axis) x 144" long. Heads will be dished & flanged (5" min dish), 2 baffles will be dished (5" min. dish).
<u>P325</u>	2,500 gallon capacity (as above) x 168" long, 3 baffles.
<u>P330</u>	3,000 gallon capacity (as above) x 192" long, 3 baffles.
<u>P335</u>	3,500 gallon capacity elliptical shape, <b><u>Standard Profile Design</u></b> , (64" minor axis x 95" major axis) x 168" long. Heads will be dished & flanged (5" min dish), 3 baffles will be dished (5" min. dish).
<u>P338</u>	3,800 gallon capacity (as above) x 180" long, 3 baffles.
<u>P340</u>	4,000 gallon capacity (as above) x 192" long, 3 baffles.
<u>P345</u>	4,500 gallon capacity (as above) x 216" long, 3 baffles.

### MATERIAL:

The bottom 1/3 of tank skin will be constructed from 3/16" mild steel, the top 2/3 of the tank skin will be constructed from 10 gauge mild steel. The heads will be 3/16" dished and flanged (5" min. dish). Baffles shall be constructed from 10 gauge mild steel and be dished (5" min. dish).

### (OPTION) MATERIAL STAINLESS STEEL T-304L:

The bottom 1/3 of tank skin will be constructed from 3/16" T-304L stainless steel, the top 2/3 of the tank skin will be constructed from 10 gauge T-304L stainless steel. The heads will be 3/16" T-304L dished & flanged (5" minimum dish). Baffles shall be constructed from 10 gauge T-304L stainless steel & be dished (5" minimum dish.)

### CONSTRUCTION PROCEDURE:

The shell skin shall be unspliced sections for the entire length of tank, and be electrically welded longitudinally. The entire tank (heads, baffles, shell sections) will be 100% double welded. The baffles will be installed with 24" lined crawl holes, top and bottom 6" x 12" lined flow-holes. Two (2) or three (3) baffles as required in tank size specification will be installed. Tank will have a rear ladder and top cat walk rails and grip strut rungs.

## **SPECIFICATIONS P-300 SERIES WATER TANKER**

### **(OPTION) CONSTRUCTION PROCEDURE:**

When stainless tank option is used, there will be 10 gauge T-304L stainless steel strips welded between tank vessel and all mild steel weldments.

### **TOP MANHOLE:**

A recessed 30" open manhole will be installed for "Top Loading" purposes.

### **(OPTION) TOP MANHOLE:**

There shall be a 20" over center locking circular hatch cover. The manhole assembly will be welded into tank center top.

### **(OPTION) TOP MANHOLE:**

When the stainless steel tank option is used, a stainless steel 20" over center locking hatch cover will be used.

### **SUB-FRAME:**

The skid mount rails shall be constructed from 3/16" steel and installed with five (5) cross members supported to tank bottom and side rails. 1" x 2 3/4" rubber sills shall be installed under skid mount rails in inverted channels.

### **(OPTION) SUB-FRAME-STAINLESS STEEL (T-304L 2B TYPE):**

With the stainless steel tank option, the skid mount rails shall be constructed from 3/16" stainless steel T304L 2B and installed with six (6) cross members supported to tank bottom and side rails. 1" x 2 3/4" rubber sills shall be installed under skid mount rails in inverted channels.

### **TANK MOUNTS:**

Tank mounts shall be male-female with coil springs (two (2) per mount), three (3) mounts per side bolted to truck and tank frame. Coil springs to be constructed from 5/16" material using 5/8" bolts and self-locking nuts. Two (2) mounts per side on the 2,200 gallon size.

## **SPECIFICATIONS P-300 SERIES WATER TANKER**

### **(OPTION) TANK SUB-FRAME ASSEMBLY-THREE POINT ROUGH SERVICE SUSPENSION (ON / OFF ROAD OPERATION):**

The sub frame will be constructed from 1/4" x 10" A-572 (Hi-Tensile) fabricated "I" beam for full length of tank. There will be five (5) cross members constructed into the sub frame assembly, as well as saddle supports constructed under each baffle. The sub frame width will be wider than the chassis frame and will be constructed so that the two (2) frame systems DO NOT touch during twisting or severe terrain operation.

The tank will be mounted on truck chassis using a three (3) point mount procedure. The front single mount will be of oscillating design with heavy duty rocker frame constructed from A-572 (Hi-Tensile) steel and pinned with 1 1/2" # 4140 shafting (the load will not rest on pin, but will be resting on a cup and saucer assembly). The two (2) rear mounts will be located on both sides in trunnion suspension area and will be fastened by minimum 5/8" grade 8 cap screws (six (6) each), and equipped with coil springs

### **OMCO FIBERGLASS FENDERS:**

The OMCO fenders are to be constructed of common resin and fiberglass using rope mat (woven roving fiberglass mat) rather than cloth material for stronger construction. The fenders will be pre-painted black in the mold with gel coat. The finished fenders shall be 5/16" in thickness. The full formed fiberglass, rubber mounted fenders will cover the entire dual drive tire area and have mud flaps. The fenders shall be attached to three(3) each T-304L stainless steel fender mounting brackets. The T-304L stainless steel mounting brackets shall be attached to the tank frame. The fenders shall be painted jet black or color of customer choice using Sherwin Williams Genesis acrylic urethane with hardener.

### **WATER PUMP AND POWER SYSTEM:**

Water pump is a Gorman-Rupp model #03H1-GL self-priming 3" X 3" size. It will be powered by a Chelsea or Muncie air shift, clutch model transmission mounted P.T.O. and geared for compatible engine/pump speeds during pump and roll operations. The driveline will be a #1310 series Spicer assembly.

### **SPRAY HEADS AND CONTROLS:**

There will be 2 each 2" front mounted spray head nozzles and 2 each 2" rear mounted spray head nozzles. These will be adjusted both for quantity and direction of water spray spread. Each spray head will be equipped with a 2" Cla-valve globe style air/spring operated valve, with "on"/"off" controls located on cab console. Plumbing to spray heads will be 3" on manifolds and 2" to individual heads.



## **SPECIFICATIONS P-300 SERIES WATER TANKER**

### **(OPTION) STREET FLUSHER NOZZLES IN LIEU OF ABOVE "SPRAYHEADS"** **SPECIFICATIONS:**

Two (2) each OMCO # 82 three piece bronze flusher nozzles will be installed under front bumper approximately in alignment with frame rails. The valve control will be air/spring style and be operated (on-off) from cab console.

### **(OPTION) MIDSHIP STREET FLUSHER NOZZLES:**

Two (2) each OMCO # 82 three piece bronze flusher head nozzles, mid ships will be located under or slightly behind cab, operated toward left and right sides. The valve control will be air/spring style and be operated (on-off) from cab console.

### **(OPTION) REMOTE CONTROL STREET FLUSHER NOZZLE:**

Front flusher heads to rotate independently in a horizontal arc 45 degrees either way from center, electric/air controlled from cab console.

### **SELF LOADING SYSTEM:**

The water pump will be equipped with two (2) 3" hand operated butterfly valves and one (1) 4" hand operated butterfly valve. These valves will be located in a position which will allow self-loading of water tank. The "source" suction orifice will be 3" camlock connection. A section (3" X 20' long) of rubber suction hose will be furnished with strainer and camlock connection, as well as storage "J" hooks and lockable hasp.

### **OPTION:**

Delete self-loading system.

### **(OPTION) SIDE MOUNTED WATER HEAD:**

One 2" side mounted water head assembly will be placed on the right or left side, mid-ship at frame height. The nozzle will be constructed so as to discharge water in an approximate 20 degree fan. The purpose of the narrow arc is to move heavy debris and material that the ordinary flusher nozzles cannot move properly. The discharge will be 300 G.P.M. maximum at 90 P.S.I. and will discharge at distances of up to 75 feet. The unit will be capable of manual vertical adjustment of 45 degree above horizon to 45 degree below horizon.

### **(OPTION) REMOTE CONTROLLED SIDE MOUNTED WATER HEAD:**

Remote controlled from cab vertical adjustment of 45 degree above horizon to 45 degree below horizon on above side mounted head assembly.

## **SPECIFICATIONS P-300 SERIES WATER TANKER**

### **(OPTION) HOSE REEL ASSEMBLY:**

A live hose reel with accommodations for 1 1/2" X 50' hard rubber hose, mounted right side mid-shop for hand flushing. Water flow to hose to be air-operated with on/off valve located on hose reel. Reel to be Reelcraft with manual crank rewind.

### **(OPTION) ELECTRIC REWIND ON HOSE REEL:**

2/3 H.P. electric rewind with S.S. chain and circuit breaker.

### **CONTROL CONSOLE:**

Control console shall be constructed and mounted between seats inside cab.  
Console to have a water pressure gauge.  
Control console shall accommodate all necessary switches and P.T.O. shift controls.

### **LIGHTING:**

All running lights will be L.E.D. style rubber mounted lamps. Wiring shall be enclosed in rubber conduit. Reflectors will be installed, and the system will comply with D.O.T. #108.

### **STROBE BEACON:**

One beacon light will be LED double flash, amber in color on top of tank.

### **(OPTION) SECOND BEACON:**

A second beacon of the same type on top of tank, amber in color.

### **ENTRIES AND PLUMBING:**

All plumbing entries shall be constructed from schedule 40 weld fittings and will be fitted with welded collars to distribute the flex and prevent cracking. All plumbing and piping will be schedule 40 black pipe, using weld ells, tees, fittings, etc., rather than threaded pipe or fittings. The plumbing shall be assembled using rubber gasket couplers at necessary locations and in such a manner that the assembly may be removed as needed from the chassis.

### **PLUMBING (OPTIONS):**

All water plumbing will be constructed of T-304 stainless steel.

**SPECIFICATIONS**  
**P-300 SERIES WATER TANKER**

**(OPTION): REAR INLET FOR HYDRANT FILLING:**

A hydrant fill station will be constructed at tank rear curbside. The plumbing will be equipped with visible 6" air gap at or near top tank center and fill hole will be arranged so that debris (tree leaves, etc.) cannot enter the tank. The entry station will be equipped with 2 1/2" "Y" strainer with clean out basket. Plumbing assembly will be bolted to tank exterior, and be removable.

**GRAVITY BAR:**

4" X 96" gravity bar with clean-out removable ends and equipped with 3/4" threaded rear outlet couplers on 8" centers and each with it's own 90 degree deflector assembly. The control valve will be a 4" butterfly air operated and controlled from cab console.

**(OPTION) 6" GRAVITY BAR:**

6" X 96" gravity bar with 1" threaded outlets, 6" butterfly valve.

**(OPTION) OVERFLOW PIPING FOR LEGAL HIGHWAY OPERATION:**

A 3" overflow pipe will be installed at approximate tank center line and extended downward through tank bottom. A remote controlled air operated butterfly valve will be installed at outlet and controlled from cab console. The overflow pipe entry will be set at a height to insure a highway legal weight, with bottom valve open.

**PAINT:**

Tank will be properly prepared prior to painting. A two (2) part modified polyamide epoxy primer will be applied inside (NO INSIDE PAINT ON STAINLESS STEEL TANK OPTION) tank. Sherwin Williams Genesis acrylic urethane with hardener will be applied to outside of tank and components. The apparatus paint color shall match the chassis cab. Black enamel on all plumbing parts at and below frame height.



### **TANK SIZE AND SHAPE OPTIONS:**

<u>H422</u>	2,200 U.S. gallon capacity, elliptical shape, <b><u>Low Profile Design</u></b> , (54" minor axis x 85" major axis) x 144" long. Heads will be dished & flanged (5" min dish), 2 baffles will be dished (5" min. dish).
<u>H425</u>	2,500 gallon capacity (as above) x 168" long, 3 baffles.
<u>H430</u>	3,000 gallon capacity (as above) x 192" long, 3 baffles.
<u>H435</u>	3,500 gallon capacity elliptical shape, <b><u>Standard Profile Design</u></b> , (64" minor axis x 95" major axis) x 168" long. Heads will be dished & flanged (5" min dish), 3 baffles will be dished (5" min. dish).
<u>H438</u>	3,800 gallon capacity (as above) x 180" long, 3 baffles.
<u>H440</u>	4,000 gallon capacity (as above) x 192" long, 3 baffles.
<u>P345</u>	4,500 gallon capacity (as above) x 216" long, 3 baffles.

### **MATERIAL:**

The bottom 1/3 of tank skin will be constructed from 3/16" mild steel, the top 2/3 of the tank skin will be constructed from 10 gauge mild steel. The heads will be 3/16" dished and flanged (5" min. dish). Baffles shall be constructed from 10 gauge mild steel and be dished (5" min. dish).

### **(OPTION) MATERIAL STAINLESS STEEL T-304:**

The bottom 1/3 of tank skin will be constructed from 3/16" T-304 stainless steel, the top 2/3 of the tank skin will be constructed from 10 gauge T-304 stainless steel. The heads will be 3/16" T-304 dished & flanged (5" minimum dish). Three (3) baffles shall be constructed from 10 gauge T-304 stainless steel & be dished (5" minimum dish.)

### **CONSTRUCTION PROCEDURE:**

The shell skin shall be unspliced sections for the entire length of tank, and be electrically welded longitudinally. The entire tank (heads, baffles, shell sections) will be 100% double welded. The baffles will be installed with 24" lined crawl holes, top and bottom 6" x 12" lined flow-holes. Two (2) or three (3) baffles as required in tank size specification will be installed. Tank will have a rear ladder and top cat walk rails and grip strut rungs.

OCHOCO MANUFACTURING CORPORATION  
PHONE 541-447-5502 • FAX 541-447-6987  
E-MAIL [omco@crestviewcable.com](mailto:omco@crestviewcable.com)  
PLANT LOCATION • 2668 NE THIRD ST • PRINEVILLE, OR 97754  
MAILING ADDRESS • PO BOX 66 • PRINEVILLE, OR 97754  
WEBSITE [www.omco-mfg.com](http://www.omco-mfg.com)



### **(OPTION) CONSTRUCTION PROCEDURE:**

When stainless tank option is used, there will be 10 gauge T-304L stainless steel strips welded between tank vessel and all mild steel weldments.

### **SUB-FRAME: H400 (ON ROAD OPERATION):**

The skid mount rails shall be constructed from 3/16" steel and installed with five (5) cross members supported to tank bottom and side rails.

### **TANK MOUNTS: H400 (ON ROAD OPERATION)**

Tank mounts shall be male-female with coil springs (two (2) per mount), three (3) mounts per side bolted to truck and tank frame. Coil springs to be constructed from 5/16" material using 5/8" bolts and self-locking nuts. Two (2) mounts per side on the H422 size.

### **TANK SUB-FRAME ASSEMBLY-THREE POINT ROUGH SERVICE SUSPENSION:**

#### **H400-XHD (ON / OFF ROAD OPERATION):**

The sub frame will be constructed from 1/4" x 10" A-572 (Hi-Tensile) fabricated "I" beam for full length of tank. There will be six (6) cross members constructed into the sub frame assembly, as well as saddle supports constructed under each baffle. The sub frame width will be wider than the chassis frame and will be constructed so that the two (2) frame systems DO NOT touch during twisting or severe terrain operation.

#### **TANK MOUNTS: H400-XHD (ON/OFF ROAD OPERATION):**

The tank will be mounted on truck chassis using a three (3) point mount procedure. The front single mount will be of oscillating design with heavy duty rocker frame constructed from A-572 (Hi-Tensile) steel and pinned with 1 1/2" # 4140 shafting (the load will not rest on pin, but will be resting on a cup and saucer assembly). The two (2) rear mounts will be located on both sides in trunnion suspension area and will be fastened by minimum 5/8" grade 8 cap screws (six (6) each), and equipped with coil springs.

#### **TOP FILL HOLE / MAN WAY:**

A 30" open fill hole recessed 4" into tank to help prevent spillage of water. The purpose of this design is to allow easy filling by top load method.



### **(OPTION) TOP MAN WAY COVER:**

A 20" over center locking, hinged cover will be installed.

### **(OPTION) STAINLESS STEEL TOP MAN WAY COVER:**

A 20" T-304L stainless steel over center locking, hinged cover will be used with stainless steel tank option.

### **OMCO FIBERGLASS FENDERS:**

The OMCO fenders are to be constructed of common resin and fiberglass using rope mat (woven roving fiberglass mat) rather than cloth material for stronger construction. The fenders will be pre-painted black in the mold with gel coat. The finished fenders shall be 5/16" in thickness. The full formed fiberglass, rubber mounted fenders will cover the entire dual drive tire area and have mud flaps. The fenders shall be attached to three(3) each T-304L stainless steel fender mounting brackets. The T-304L stainless steel mounting brackets shall be attached to the tank frame. The fenders shall be painted jet black or color of customer choice using Sherwin Williams Genesis acrylic urethane with hardener.

### **WATER PUMP POWER SYSTEM:**

Water pump to be driven by a piston-type closed loop, hydro-static transmission - with loop cooling filtration and adjustable pressure control. Continuous duty required, compatible with the torque values of the chassis engine. Servo controlled, driven by a drive shaft connected to the front of the engine crankshaft. The pump shall be controlled from the cab console using a quadrant throttle. Oil condition (in hydrostatic loop) shall be maintained by a 30 G.P.M. 10 Micron full-flow spin-type filter, and an oil cooler rated at 27,000 BTU/hr. The externally adjustable automatic pressure control is to override the cable control, and to maintain constant full performance water pressures when engine speeds are above 850 R.P.M. Oil reservoir to be vented to prevent ingestion of water spray, so that no water will go into the oil system. The motor will be a bent axis style, and flange mounted directly to the Gorman Rupp # 04A3-B water pump.

### **FRONT & REAR SPRAY HEADS AND CONTROLS:**

Spray head control valves to be 2 1/2" Cla-valve with air shut-off. Plumbing to water heads to be 3" on manifold, and to individual heads. Two (2) front spray heads to be located in front of bumper on both left and right side; two (2) rear spray-heads to be located on left and right side of tank rear. All four (4) heads will be 2 1/2" size and adjustable for quantity as well as direction of spray. The control method for all heads shall be air-spring, and shall be operated from the cab console.

OCHOCO MANUFACTURING CORPORATION  
PHONE 541•447•5502 • FAX 541•447•6987  
E-MAIL [omco@crestviewcable.com](mailto:omco@crestviewcable.com)  
PLANT LOCATION • 2668 NE THIRD ST • PRINEVILLE, OR 97754  
MAILING ADDRESS • PO BOX 66 • PRINEVILLE, OR 97754  
WEBSITE [www.omco-mfg.com](http://www.omco-mfg.com)



### **(OPTION) MUD FLUSHERS**

Two (2) mud flusher duck foot nozzles with quick connects will be furnished to be interchanged with front spray head assemblies, and a storage basket will be positioned on front bumper area.

### **CONTROL CONSOLE:**

Control console shall be constructed and mounted between seats inside cab. Console to have a water pressure gauge, glycerin filled 0-200 P.S.I.. Control console shall accommodate all necessary electric over air switches and hydro-static throttle controls. Console to be painted with Rustoleum Hammerite.

### **BEACON:**

One LED double flash strobe beacon on top front center of tank, amber in color.

### **(OPTION) BEACON:**

A second LED beacon of the same type on top of tank at rear, amber in color.

### **PLUMBING:**

All plumbing entries to be constructed from Schedule 40 weld fittings, and fitted with welded collars. Schedule 40 black pipe shall be used, with welded ells, tees, fittings, etc., rather than threaded pipe or fittings. Threaded pipe will be used only as necessary on pump and valve connections. Plumbing to be assembled using rubber gasketed couplers at various locations so that assembly may be removed from the chassis.

### **(OPTION) STAINLESS STEEL PLUMBING**

All water plumbing will be constructed of T-304 stainless steel.

### **(OPTION): REAR INLET FOR HYDRANT FILLING:**

A hydrant fill station will be constructed at tank rear curbside. The plumbing will be equipped with visible 6" air gap at or near top tank center and fill hole will be arranged so that debris (tree leaves, etc.) cannot enter the tank. The plumbing shall be removable for maintenance.



**(OPTION): HYDRANT FILL SCREEN**

A 2 1/2" "Y" strainer with stainless steel basket will be installed on hydrant fill plumbing.

**(OPTION) FIRE DEPARTMENT TENDER VALVE:**

A 2 1/2" brass male N.S.T. discharge fitting will be installed for the purpose of transfer of water to another tanker, (such as your local fire department pumper), at up to 850 G.P.M.

**(OPTION) HOSE REEL (STANDARD EQUIPMENT ON XHD SERIES):**

A live hose reel with accommodations for 1 1/2" x 60' hard rubber hose, mounted right side mid-ship for hand flushing. Water flow to hose to be controlled with a ball valve located on hose reel. Reel to be Reelcraft (or equivalent), with crank rewind, 200 P.S.I. hose and brass fog nozzle will be installed.

**(OPTION) HOSE REEL:**

2/3 H.P. electric rewind with S.S. chain and circuit breaker.

**WATER PUMP:**

Gorman Rupp # 04A3-B 4" x 4" self-priming cast iron centrifugal pump with performance ability of 600 G.P.M. @ 100 P.S.I., and 750 G.P.M. @ 85 P.S.I.

**(OPTION) LEFT SIDE MOUNTED WATER HEAD:**

One 2 1/2" side mounted water head assembly will be placed on the left side, mid-ship at frame height. The nozzle will be constructed so as to discharge water in an approximate 20 degree fan. The purpose of the narrow arc is to move heavy debris and material, that the ordinary water nozzle cannot move properly, and to provide correct placement of water in areas adjacent to, but not accessible to travel by the tanker. The discharge will be 400 G.P.M. maximum at 90 P.S.I. and will discharge at distances of up to 75 feet. Side heads will be capable of vertical adjustment remotely from cab console, of 45 degree above the horizon to 45 degree below horizon.

**(OPTION) RIGHT SIDE MOUNTED WATER HEAD:**

A 2 1/2" water head assembly located on right side frame height mid-ship. Manually or remotely controlled.





### **GRAVITY BAR:**

A 6" x 96" gravity bar with clean-out removable ends and equipped with 1" threaded rear outlet couplers on 8" center and each with its own 90 degree deflector assembly. The control valve will be a 6" butterfly air operated and controlled from cab console.

### **SELF LOADING SYSTEM, VALVES:**

The water pump will be equipped with three (3) 4" hand operated butterfly valves. These valves will be located in a position which will allow self-loading of water tank. The "source" suction orifice will be 4" camlock connection. A section (4" x 20' long) of rubber suction hose will be furnished with strainer and camlock connection, as well as storage "J" hooks and lockable hasp

### **(OPTION) MONITOR SYSTEM:**

Tank mounted Elkhart Sidewinder electric 500 G.P.M. cab controlled monitor. Sealed circuit 12V DC electric powered. Vertical move -45° to 90°, horizontal move 180° or 330°. Equipped with straight stream / fog adjustable nozzle. All operations are on console mounted Joy stick controller. This Remote Controlled Monitor is positioned so that is in view of driver (operator) through mirror at all times.

### **(OPTION) REAR OPERATORS CAGE & MONITOR SYSTEM:**

A mild steel rear operators platform (cage) shall be constructed on tank rear left side. A 3" manual controlled monitor shall be installed inside the cage and shall be adjustable for storage and operating heights. The monitor shall have a 500 G.P.M. fog/stream manually adjustable nozzle. The monitor will be equipped with a 2 1/2" on/off air valve. There shall be a control console located in the operators platform. The air valve and hydraulic pump throttle controls will be located on this control console.

The cage will have raised expanded metal flooring for free drainage, be equipped with entry way and framed with square tube as approved by OSHA. The entry way will be accessed from the rear ladder and be equipped with a safety chain arrangement. A mild steel rear deck/bumper will be installed at tank rear, and extend beyond cage to protect it from damage.

### **(OPTION) STAINLESS STEEL REAR OPERATORS CAGE:**

The rear operators platform (cage) shall be constructed from T304L stainless steel.



#### **(OPTION) STAINLESS STEEL REAR DECK/BUMPER:**

The rear deck/bumper shall be constructed from T304L stainless steel.

#### **(OPTION) TOOL COMPARTMENTS:**

Single or double door style (depending on available room).

Sweep out design with box pan door/(s).

Door design with café style or swing up style doors.

24" deep x 24" high x 24" to 60" long. (Double doors on compartments longer than 36" long).

Stainless steel piano hinge and twist lock S.S. latch with or without keys. Mild steel, aluminum, or stainless steel construction.

#### **(OPTION) OVERFLOW PIPING FOR LEGAL HIGHWAY OPERATION:**

A 3" overflow pipe will be installed at approximate tank center line and extended downward through tank bottom. A remote controlled air operated butterfly valve will be installed at outlet and controlled from cab console. The overflow pipe entry will be set at a height to insure a **highway legal weight**, with bottom valve open.

#### **(OPTION) REAR PUSH BAR:**

A heavy duty rear push bar will be installed using extended truck chassis frame rails, and a contoured push block.

#### **PAINT:**

Tank will be acid bathed and properly prepared prior to painting. A two (2) part modified polyamide epoxy primer will be applied inside **(NO INSIDE PAINT ON STAINLESS STEEL TANK OPTION)** tank. Sherwin Williams Genesis acrylic urethane with hardener will be applied to outside of tank and components. The apparatus paint color shall match the chassis cab. Black enamel on all plumbing parts at and below frame height.



## P-400 SPECIFICATIONS

### **TANK SIZE AND SHAPE OPTIONS:**

**P422** 2,200 U.S. gallon capacity, elliptical shape, **Low Profile Design**, (54" minor axis x 85" major axis) x 144" long. Heads will be dished & flanged (5" min dish), 2 baffles will be dished (5" min. dish).

**P425** 2,500 gallon capacity (as above) x 168" long, 3 baffles.

**P430** 3,000 gallon capacity (as above) x 192" long, 3 baffles.

**P435** 3,500 gallon capacity elliptical shape, **Standard Profile Design**, (64" minor axis x 95" major axis) x 168" long. Heads will be dished & flanged (5" min dish), 3 baffles will be dished (5" min. dish).

**P438** 3,800 gallon capacity (as above) x 180" long, 3 baffles.

**P440** 4,000 gallon capacity (as above) x 192" long, 3 baffles.

**P445** 4,500 gallon capacity (as above) x 216" long, 3 baffles.

### **MATERIAL:**

The bottom 1/3 of tank skin will be constructed from 3/16" mild steel, the top 2/3 of the tank skin will be constructed from 10 gauge mild steel. The heads will be 3/16" dished and flanged (5" min. dish). Baffles shall be constructed from 10 ga. mild steel and be dished (5" min. dish).

### **(OPTION) MATERIAL STAINLESS STEEL T-304L:**

The bottom 1/3 of tank skin will be constructed from 3/16" T-304L stainless steel, the top 2/3 of the tank skin will be constructed from 10 gauge T-304L stainless steel. The heads will be 3/16" T-304L dished & flanged (5" minimum dish). Three (3) baffles shall be constructed from 10 gauge T-304L stainless steel & be dished (5" minimum dish.)

### **CONSTRUCTION PROCEDURE:**

The shell skin shall be unspliced sections for the entire length of tank, and be electrically welded longitudinally. The entire tank (heads, baffles, shell sections) will be 100% double welded. The baffles will be installed with 24" lined crawl holes, top and bottom 6" x 12" lined flow-holes. Two (2) or three (3) baffles as required in tank size spec., will be installed. Tank will have a rear ladder and top cat walk rails and grip strut rungs.

OCHOCO MANUFACTURING CORPORATION  
PHONE 541•447•5502 • FAX 541•447•6987  
E-MAIL [omco@crestviewcable.com](mailto:omco@crestviewcable.com)  
PLANT LOCATION • 2668 NE THIRD ST • PRINEVILLE, OR 97754  
MAILING ADDRESS • PO BOX 66 • PRINEVILLE, OR 97754  
WEBSITE [www.omco-mfg.com](http://www.omco-mfg.com)



## P-400 SPECIFICATIONS

### **(OPTION) CONSTRUCTION PROCEDURE:**

When stainless tank option is used, there will be 10 gauge T-304L stainless steel strips welded between tank vessel and all mild steel weldments.

### **TOP MANHOLE:**

A recessed 30" open manhole will be installed for "Top Loading" purposes.

### **(OPTION) TOP MANHOLE:**

There shall be a 20" over center locking circular hatch cover. The manhole assembly will be welded into tank center top.

### **(OPTION) TOP MANHOLE:**

When the stainless steel tank option is used, a stainless steel 20" over center locking hatch cover will be used.

### **CONSTRUCTION PROCEDURE:**

The shell skin shall be unspliced sections for the entire length of tank, and be electrically welded longitudinally. The entire tank (heads, baffles, shell sections) will be 100% double welded. The baffles will be installed with 24" lined crawl holes, top and bottom 6" X 12" lined flow holes. Two (2) or three (3) baffles as required in tank size spec., will be installed.

### **(OPTION) CONSTRUCTION PROCEDURE:**

When stainless tank option is used, there will be 10 gauge T-304 stainless steel strips welded between tank vessel and all mild steel weldments.

### **SUB-FRAME:**

The skid mount rails shall be constructed from 3/16" steel and installed with five (5) cross members supported to tank bottom and side rails. 1" x 2 3/4" rubber sills shall be installed under skid mount rails in inverted channels.



## P-400 SPECIFICATIONS

### **(OPTION) SUB-FRAME-STAINLESS STEEL (T-304L 2B TYPE):**

With the stainless steel tank option, the skid mount rails shall be constructed from 3/16" stainless steel T304L 2B and installed with five (5) cross members supported to tank bottom and side rails. 1" x 2 3/4" rubber sills shall be installed under skid mount rails in inverted channels.

### **TANK MOUNTS:**

Tank mounts shall be male-female with coil springs (two (2) per mount), three (3) mounts per side bolted to truck and tank frame. Coil springs to be constructed from 5/16" material using 5/8" bolts and self-locking nuts. Two (2) mounts per side on the 2,200 gallon size.

### **(OPTION) THREE POINT ROUGH SERVICE ON/OFF ROAD SUSPENSION:**

The sub frame will be constructed from 1/4" x 10" A-572 (Hi-Tensile) formed "C" channel for full length of tank. There will be five (5) cross members constructed into the sub frame assembly, as well as saddle supports constructed under each baffle. The sub frame width will be wider than the chassis frame and will be constructed so that the two (2) frame systems **DO NOT** touch during twisting or severe terrain operation.

### **FENDERS:**

Truck rear tires to be equipped with full formed fiberglass, rubber mounted fenders. Fenders to be pre-painted black.

### **WATER PUMP AND POWER SYSTEM:**

Water pump is a Gorman-Rupp model #04E1-GA self priming 4" X 4" size. It will be powered by a Chelsea or Muncie air shift, clutch model transmission mounted P.T.O. and geared for compatible engine/pump speeds during pump and roll operations. The driveline will be a #1350 series Spicer assembly.

### **SPRAY HEADS AND CONTROLS:**

There will be two(2) ea. 2 1/2" front mounted spray head nozzles and two(2) ea. 2 1/2" rear mounted spray head nozzles. These will be adjusted both for quantity and direction of water spray spread. Each spray head will be equipped with a 2 1/2" Cla-valve globe style air/spring operated valve, with "on"/"off" controls located on cab console. Plumbing to spray heads will be 3" on manifolds and 2 1/2" to individual heads.

OCHOCO MANUFACTURING CORPORATION  
PHONE 541•447•5502 • FAX 541•447•6987  
E-MAIL [omco@crestviewcable.com](mailto:omco@crestviewcable.com)  
PLANT LOCATION • 2668 NE THIRD ST • PRINEVILLE, OR 97754  
MAILING ADDRESS • PO BOX 66 • PRINEVILLE, OR 97754  
WEBSITE [www.omco-mfg.com](http://www.omco-mfg.com)



## P-400 SPECIFICATIONS

### **(OPTION) STREET FLUSHER NOZZLES IN LIEU OF ABOVE "SPRAYHEADS"** **SPECIFICATIONS:**

Two (2) ea. OMCO # 82 - 3 piece bronze flusher nozzles will be installed under front bumper approx. in alignment with frame rails. 2 ea. OMCO # 82 flusher nozzles will be installed left and right mid ship area.

### **(OPTION) STREET FLUSHER NOZZLE:**

Front flusher heads to rotate independently in a horizontal arc 45 degrees either way from center, air controlled from cab console.

### **SELF LOADING SYSTEM:**

The water pump will be equipped with two (2) 3" hand operated butterfly valves and one (1) 4" hand operated butterfly valve. these valves will be located in a position which will allow self-loading of water tank. The "source" suction orifice will be 3" camlock connection. A section (3" X 20' long) of rubber suction hose will be furnished with strainer and camlock connection, as well as storage "J" hooks and lockable hasp.

### **OPTION:**

Delete self-loading system.

### **(OPTION) HOSE REEL ASSEMBLY:**

A live hose reel with accommodations for 1 1/2" X 50' hard rubber hose, mounted right side mid-shop for hand flushing. Water flow to hose to be air-operated with on/off valve located on hose reel. Reel to be Reelcraft with crank rewind.

### **(OPTION) ELECTRIC REWIND ON HOSE REEL:**

2/3 H.P. electric rewind with S.S. chain and circuit breaker.

### **(OPTION) SIDE MOUNTED WATER HEAD:**

One 2" side mounted water head assembly will be placed on the right or left side, mid-ship at frame height. The nozzle will be constructed so as to discharge water in an approximate 20 degree fan. The purpose of the narrow arc is to move heavy debris and material that the ordinary flusher nozzles cannot move properly. The discharge will be 300 G.P.M. maximum at 90 P.S.I. and will discharge at distances of up to 75 feet. The unit will be capable of manual vertical adjustment of 45 degree above horizon to 45 degree below horizon.

OCHOCO MANUFACTURING CORPORATION  
PHONE 541•447•5502 • FAX 541•447•6987  
E-MAIL [omco@crestviewcable.com](mailto:omco@crestviewcable.com)  
PLANT LOCATION • 2668 NE THIRD ST • PRINEVILLE, OR 97754  
MAILING ADDRESS • PO BOX 66 • PRINEVILLE, OR 97754  
WEBSITE [www.omco-mfg.com](http://www.omco-mfg.com)



## P-400 SPECIFICATIONS

### **(OPTION) REMOTE CONTROLLED SIDE MOUNTED WATER HEAD:**

Remote controlled from cab vertical adjustment of 45 degree above horizon to 45 degree below horizon on **above** side mounted head assembly.

### **(OPTION) MONITOR SYSTEM:**

Tank mounted Elkhart Sidewinder electric 500 G.P.M. cab controlled monitor. Sealed circuit 12V DC electric powered. Vertical move -45° to 90°, horizontal move 180° or 330°. Equipped with straight stream / fog adjustable nozzle. All operations are on console mounted Joy stick controller. This Remote Controlled Monitor is positioned so that is in view of driver (operator) thru mirror at all times.

### **CONTROL CONSOLE:**

Control console shall be constructed and mounted between seats inside cab.  
Console to have a water pressure gauge.  
Control console shall accommodate all necessary switches and P.T.O. shift controls.

### **STROBE BEACON:**

One double flash strobe beacon on top front center of tank, amber in color.

### **(OPTION) STROBE BEACON:**

A second beacon of the same type on top of tank at rear, amber in color.

### **(OPTION) STROBE BEACON:**

One or both warning lights will be LED double flash strobe beacon, amber in color

### **PLUMBING:**

All plumbing entries to be constructed from schedule 40 weld fittings, and fitted with welded collars. Schedule 40 black pipe shall be used, with welded ells, tees, fittings, etc., rather than threaded pipe or fittings. Plumbing to be assembled using couplers with rubber gaskets at various locations so that assembly may be removed from the chassis.

### **PLUMBING (OPTIONS):**

All water plumbing will be constructed of T-304 stainless steel.

OCHOCO MANUFACTURING CORPORATION  
PHONE 541•447•5502 • FAX 541•447•6987  
E-MAIL [omco@crestviewcable.com](mailto:omco@crestviewcable.com)  
PLANT LOCATION • 2668 NE THIRD ST • PRINEVILLE, OR 97754  
MAILING ADDRESS • PO BOX 66 • PRINEVILLE, OR 97754  
WEBSITE [www.omco-mfg.com](http://www.omco-mfg.com)



## P-400 SPECIFICATIONS

### **REAR INLET FOR HYDRANT FILLING:**

A hydrant fill station will be constructed at tank rear curbside. The plumbing will be equipped with visible 6" air gap at or near top tank center and fill hole will be arranged so that debris (tree leaves, etc.) cannot enter the tank. The entry station will be equipped with 2 ½" "Y" strainer with clean out basket. Plumbing assembly will be bolted to tank exterior, and be removable.

### **GRAVITY BAR:**

4" X 96" gravity bar with clean-out removable ends and equipped with ¾" threaded rear outlet couplers on 8" centers and each with its own 90 degree deflector assembly. The control valve will be a 4" butterfly air operated and controlled from cab console.

### **(OPTION) GRAVITY BAR:**

6" X 96" gravity bar with 1" threaded outlets, 6" butterfly valve.

### **(OPTION) OVERFLOW PIPING FOR LEGAL HIGHWAY OPERATION:**

A 3" overflow pipe will be installed at approximate tank center line and extended downward through tank bottom. A remote controlled air operated butterfly valve will be installed at outlet and controlled from cab console. The overflow pipe entry will be set at a height to insure a **highway legal weight**, with bottom valve open.

### **PAINT:**

Tank will be properly prepared prior to painting. Rustoleum two (2) part epoxy primer will be applied inside (**NO INSIDE PAINT ON STAINLESS STEEL TANK OPTION**). Sherwin Williams Genesis acrylic urethane with hardener will be applied to outside of tank and components. Black enamel on all plumbing parts at and below frame height.



**PB** LOADERS



**PB**

**WORLD CLASS TRUCK-MOUNTED LOADERS SINCE 1954**



## PB LOADER SPECIFICATIONS

LOADER MODELS	L-100 L-200	L-100-T L-200-T	L-100-C L-200-C	L-100-CT L-200-CT	L-150 L-250	L-150-T L-250-T	L-150-C L-250-C	L-150-CT L-250-CT
LIFTING CAPACITY	3000 lbs	3000 lbs	3000 lbs	3000 lbs	5000 lbs	5000 lbs	5000 lbs	5000 LBS
SHOVEL CAPACITY	.75 cu yd	.75 cu yd	1 cu yd	1 cu yd	1.25 cu yd	1.25 cu yd	1.5 cu yd	1.5 cu yd
LOADER CYLINDERS	1	1	1	1	2	2	2	2
CLAM CYLINDERS			2	2			2	2
TILT CYLINDERS		1		1		2		2

### KEY

L-100 = for conventional cabs

L-200 = for tilt cabs

C = clam attachment

T = tilting shovel

CT = clam attachment with

tilting shovel

## PB LOADER OPTIONS

Air Controls

Air-Operated Automatic

Retracting Mirrors

Arrow Boards

Body Covers

Bolt-On Cutting Edge

Cab Shields

Carbide Cutting Edge

Cone Holders

Dump Bodies

Emulsion Spray Systems

Fire Extinguisher

Hardened Shovel Sides

Hitches

Hose Reels

Lockable Tool Boxes

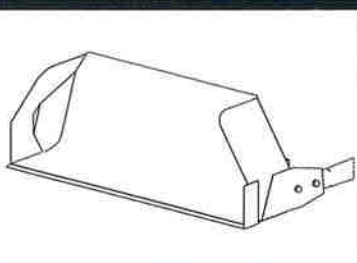
Shoveling Apron

Strobe Lights and Beacons

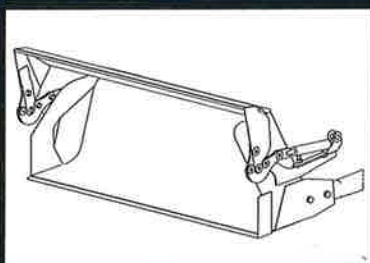
Tool Holders

Triangle Kits

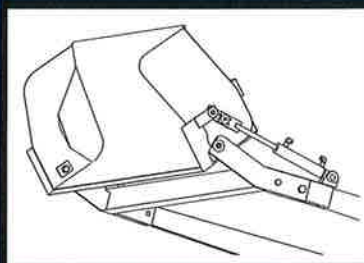
Work Lights



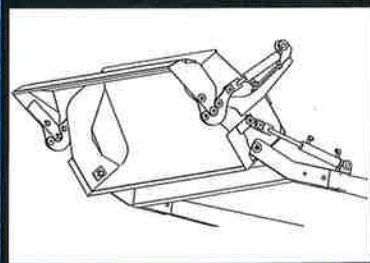
Standard Shovel



Shovel with  
Clam Attachment



Tilting Shovel



Tilting Shovel with  
Clam Attachment



**BC** PATCHERS



**WORLD CLASS PATCHERS SINCE 1957**



## FULLY INSULATED CONTAINERS AND DOORS



### Any Capacity To Meet Your Requirements

Available in 1.5 to 10 cubic yard capacity. Fully insulated with 2" of industrial fiberglass insulation. Custom sizes also available; please contact us for details.



### Fully Insulated Top Loading Doors

Hydraulically operated and fully insulated with 2" of industrial fiberglass insulation. Keeps asphalt hot all day and night, even during winter. Heats cold mix.

## WORLD CLASS EMULSION SYSTEMS



### S Model Emulsion Spray System

Compressed air type sprayer. Sizes available: 35, 60, 130 and 200 gallon. Optional solvent tank and overnight heat system.



### BH Model Emulsion Spray System

Pump type sprayer includes everything you need for tack coating. Holds 132 gallons of emulsion and 21 gallons of solvent. Includes spray system and built-in 110 VAC electric heater to keep emulsion hot overnight.

### PB can customize a patcher to meet your exact needs.

PB Patchers simplify asphalt patching with a full range of operator features that improve productivity and lower patching costs. Each PB Patcher is also available with a variety of special options to meet your particular patching requirements. Contact us today and PB will customize a patcher to meet your needs.

## FULLY EQUIPPED PATCHERS FOR YEAR-ROUND OPERATION

### ADJUSTABLE RADIANT HEATING SYSTEMS



#### Adjustable Temperature Keeps Asphalt Hot

The Radiant Heat System on PB Patchers keeps asphalt hot for a full shift. Welded heat tubes spread the heat throughout the asphalt container. Temperature range is adjustable from 100° to 300°.



#### Convenient Heat Sources To Meet Your Needs

LPG available in 25, 35 or 50 gallon capacity; upright or horizontal styles. LPG Tanks are easily accessible for refilling and storage. (CNG, Diesel and Electric are also available only with on-board generator and electric overnight plug-in).

### CONVEYOR CHOICES FOR SMOOTH OPERATION



#### Heavy Duty Kevlar Conveyor Belt

An extremely durable, long-lasting Kevlar belt moves asphalt out of the container for continuous operation.




#### Heavy Duty Steel Chain Conveyor

Equipped with strong steel chain that's heat-treated and engineered specifically to smoothly move asphalt from the container box. Superior strength ensures extended wear life.

800-350-8521



# PB Model DA Dual Auger




## Unique Features

- Each auger is 10 feet in length.
- Flights are constructed of ¼" AR400 steel.
- Shafts constructed of Schedule 80 pipe.
- Supported at each end with sealed bearings.
- Dedicated drive motors for each auger.
- Forward and reverse controls.
- Eliminates the anti-bridging agitator.
- Variable speed hydraulic motors.
- Flanged bearings on each end of shaft, driven by hydraulic motors.

## Benefits of the Dual Auger Over Single Auger Systems

There are several advantages to the dual auger system over the single auger. With side-by-side dual augers rotating into each other, it **eliminates** the bridging effect that is seen with single auger systems. This makes the anti-bridging device (or agitator) unnecessary; reducing the hassle to operator and making the unit much safer to enter if the asphalt box needs any maintenance.

Other benefits include much greater discharge capacity, allowing the unit to be emptied twice as fast for filling very large patches versus a single auger system. Since each auger has its own drive motor, the system has twice the torque and power to break up and deliver stiff loads. Each motor, drive shaft and auger experiences less stress because the work load is divided between the two; the components have a much longer life span.



## Available On These Models

- Truck-Mounted Patchers: DA-3, DA-4, DA-5, DA-6
- Trailer Patcher: DA-3TM, DA-4TM
- Slip-In Patcher: DA-3SM, DA-4SM
- Hook Lift Patcher: DA-3HL, DA-4HL, DA-5HL, DA-6HL

## OPTIONS

- Side-discharge Auger
- Secondary Auger Motor
- Rear and Side Hopper Spoils Bin
- Heat Systems: LPG Radiant Air, Diesel Radiant Air, Electric Only with On-board 12 KW Generator



5778 W. Barstow, Fresno CA 93722  
[www.pbloader.com](http://www.pbloader.com)  
sales@pbloader.com | 800-350-8521

## VARIETY OF **MODELS** TO MAKE YOUR CHOICE EASY



### Truck Mounted Patcher

Our top of the line, fully equipped asphalt patcher. Permanently mounted on any chassis. One machine for all of your year-round patching needs. Available with a variety of options and container capacities to meet your exact specifications.



### Hook Lift Patchers

Turn your hook lifting equipment into an asphalt patcher. PB Hook Lift models are completely equipped and allow for simple one-person, in-cab operation. Easy to load on and easy to load off. PB Hook Lift patchers can fit any existing hook lift system on the market. Available with all the options and features of a truck-mounted patcher.



### Dump Body Slip-in

Converts an existing dump body into a patcher! Completely self-contained. Slides into a dump body within minutes. The perfect solution for cities and towns that do not regularly perform patching operations.



### Trailer Models

PB Trailer Patchers provide another convenient way to handle patching operations. Hook up the trailer to a dump truck or pick-up truck. Equipped with all the standard features you need.





# PB Model BC-1.8 Asphalt Patcher

- Low Impact Fleet Model
- Higher Efficiency
- Lower Labor Expenditure

This innovative truck pothole patcher was designed with the budget-conscious municipality or contractor in mind. One of the most compact units currently available on the market, the BC-1.8 is designed for a lean 19,500lb (GVW) chassis. It still has a potential asphalt payload of up to three tons, and boasts many of the same features of much larger models.



## PB Patchers Offer These Proven Features

- All Hydraulic Operation
- Fully Insulation Container
- Radiant Heat System
- Adjustable Thermostat and Automatic Ignition
- Convenient Controls
- Available with Kevlar or Steel Chain Conveyor

## Many Optional Accessories to Choose From

- Pump or Air Compress Emulsion Spray Systems
- Spoils Bins
- Compactor Lift Platform
- Tool Baskets and Boxes
- Hose Reels
- Solvent Spray Wand
- Cab Controls
- And many more - contact us for details



**PB Loader Corporation**  
5778 W. Barstow, Fresno CA 93722  
[www.pblcorp.com](http://www.pblcorp.com)  
800-350-8521



# PB Model B-1.5 Asphalt Patcher

- Low Impact Fleet Model
- Higher Efficiency
- Lower Labor Expenditure

This innovative asphalt patcher was designed with the budget-conscious municipality or contractor in mind. The most compact unit currently available on the market, the B-1.5 is designed for a lean 19,500lb (GVW) chassis. It still has a potential asphalt payload of up to three tons, and boasts many of the same features of much larger models.



## PB Patchers Offer These Proven Features

- All Hydraulic Operation
- Fully Insulation Container
- Radiant Heat System
- Adjustable Thermostat and Automatic Ignition
- Convenient Controls
- Two Full Width Rear Doors and Double Acting Hoist

## Many Optional Accessories to Choose From

- Pump or Air Compress Emulsion Spray Systems
- Spoils Bins
- Compactor Lift Platform
- Tool Baskets and Boxes
- Hose Reels
- Solvent Spray Wand
- Cab Controls
- And many more - contact us for details



**PB Loader Corporation**  
5778 W. Barstow, Fresno CA 93722  
[www.pblcorp.com](http://www.pblcorp.com)  
800-350-8521



# Truck Mounted Emulsion Sprayer



PB LOADER CORPORATION


5778 W. Barstow Avenue  
Fresno, CA 93722-5024

Ph: 800-350-8521  
Fax: 559-277-7375

Web: [www.pbloader.com](http://www.pbloader.com)  
Email: [sales@pbloader.com](mailto:sales@pbloader.com)



# PB Truck Mounted Emulsion Systems Specifications



## BH-153-21 PUMP EMULSION SYSTEMS

**CAPACITY:** 132 gallons emulsion; 21 gallons solvent

**HEATING:** Truck cooling system, 110 VAC overnight heater

**FILTRATION:** Y strainer, inlet basket strainer

**PUMP:** rotary, 20 GPM @ 50 PSI; driven by truck hydraulic system

**WAND:** Five feet with atomizing nozzle

**HOSE:** 25 feet

### OPTIONS

Model 205-28: 177 gallons emulsion, 28 gallons solvent

Model 45-10: 35 gallons emulsion, 10 gallons solvent

Model 60-6: 24 gallons emulsion, 6 gallons solvent

**Other capacities available**

- 10" x 14" Clean out port
- LPG thermostatic heating
- distributor spray bars
- insulated tank
- hose reels
- recirculation system



## 65-CS PRESSURE EMULSION SYSTEMS

**CAPACITY:** 50 gallons emulsion

**HEATING:** Truck cooling system

**FILTRATION:** Y strainer, inlet basket strainer

**PUMP:** Truck air compressor system with 15 gallon auxiliary reservoir

**WAND:** Five feet with atomizing nozzle

**HOSE:** 25 feet

### OPTIONS

Model 144-CS: 133 gallons emulsion

Model 220-CS: 200 gallons emulsion

Model 45-CS: 30 gallons emulsion

- 15 gallon solvent tank
- 110 VAC overnight heating
- distributor spray bars
- insulated tank
- hose reels
- dual spray wand (emulsion and air)





# CONTRACT

State of Oklahoma

Dispatch via Print

Supplier 0000073859  
KIRBY - SMITH MACHINERY INC  
PO BOX 270300  
OKLAHOMA CITY OK 73137-0300  
USA

Contract ID			Page	
0000000000000000000000004987			1 of 1	
Contract Dates		Currency	Rate Type	Rate Date
11/01/2017 to 10/31/2018		USD	CRRNT	PO Date
Description:			Contract Maximum	
			0.00	
TYPE: STATEWIDE				

Tax Exempt? Y Tax Exempt ID:736017987

## Contract Lines:

Line #	Cat CD / Item ID / Item Desc	UOM	Minimum Order Qty	Amt	Maximum / Open Qty	Amt
1	40151601 / Air Compressors	EA	1.00	0.00	0.00	0.00
	Contract Base Pricing		0.01000	EA		0001
2	40151802 / Air Compressor Parts	EA	1.00	0.00	0.00	0.00
	Contract Base Pricing		0.01000	EA		0001

COMMENTS:

Final = The price is final after adjustments  
Hard = Apply adjustments regardless of other adjustments  
Skip = Skip adjustments if any other adjustments have been applied

Authorized Signature

Signed documents on file in Central Purchasing

Contact Information

Website: [www.kirby-smith.com](http://www.kirby-smith.com)

Company Name	<b>Kirby-Smith Machinery, Inc.</b>
Doing Business as (if applicable)	
Contact Person for Solicitation Response	<b>Bill Gustafson</b>
Phone	<b>405-495-7820</b>
Email	<a href="mailto:bgustafson@kirby-smith.com">bgustafson@kirby-smith.com</a>
Fax	<b>405-787-5973</b>
Address For Purchase Orders-Number & Street-Post Office Box (some companies have ordering addresses that are different than the payment address)	<b>Physical Address: 6715 W. Reno Ave, Oklahoma City, OK 73127</b>  <b>Billing Address: PO BOX 270300, Oklahoma City, OK 73137</b>
City, State, Zip	<b>Oklahoma City, OK 73127</b>
<b>Contact Person for Contract/Ordering/Price Information/Equipment Additions/Changes/Discontinuations</b>	
Contact Name	<b>Bill Gustafson</b>
Phone	<b>405-495-7820</b>
Fax	<b>405-787-5973</b>
Email	<a href="mailto:bgustafson@kirby-smith.com">bgustafson@kirby-smith.com</a>
Secondary Contact for Contract/Ordering	<b>Nancy Pinkerton</b>
Phone	<b>405-495-7820 / 405-7827197 direct</b>
Fax	<b>405-787-5973</b>
Email	<a href="mailto:npinkerton@kirby-smith.com">npinkerton@kirby-smith.com</a>
Address For Payment-Number & Street-Post Office Box (some companies have a different Payment/remittance address than the ordering address)	<b>PO BOX 270300</b>
City, State, Zip	<b>Oklahoma City, OK 73137</b>
Contact Person/Department for payment	<b>Tim Kline, Credit Manager</b>
Phone	<b>405-495-7820</b>
Fax	<b>405-787-5973</b>
Email	<a href="mailto:tkline@kirby-smith.com">tkline@kirby-smith.com</a>
Early Payment Discount (i.e. 15 days)	Net <u>N/A</u> days
Supplier will be responsible for notifying the contracting officer when the contact information changes.	Notes: (Special ordering instructions-please attach any special instructions on a separate sheet)

**Contact Information**

Website: [www.kirby-smith.com](http://www.kirby-smith.com)

Company Name	Kirby-Smith Machinery, Inc.
Doing Business as (if applicable)	
Contact Person for Solicitation Response	Bill Gustafson
Phone	405-495-7820
Email	<a href="mailto:bgustafson@kirby-smith.com">bgustafson@kirby-smith.com</a>
Fax	405-787-5973
Address For Purchase Orders-Number & Street-Post Office Box (some companies have ordering addresses that are different than the payment address)	Physical Address: 6715 W. Reno Ave, Oklahoma City, OK 73127  Billing Address: PO BOX 270300, Oklahoma City, OK 73137
City, State, Zip	Oklahoma City, OK 73127
<b>Contact Person for Contract/Ordering/Price Information/Equipment Additions/Changes/Discontinuations</b>	
Contact Name	Bill Gustafson
Phone	405-495-7820
Fax	405-787-5973
Email	<a href="mailto:bgustafson@kirby-smith.com">bgustafson@kirby-smith.com</a>
Secondary Contact for Contract/Ordering	Nancy Pinkerton
Phone	405-495-7820 / 405-7827197 direct
Fax	405-787-5973
Email	<a href="mailto:npinkerton@kirby-smith.com">npinkerton@kirby-smith.com</a>
Address For Payment-Number & Street-Post Office Box (some companies have a different Payment/remittance address than the ordering address)	PO BOX 270300
City, State, Zip	Oklahoma City, OK 73137
Contact Person/Department for payment	Tim Kline, Credit Manager
Phone	405-495-7820
Fax	405-787-5973
Email	<a href="mailto:tkline@kirby-smith.com">tkline@kirby-smith.com</a>
Early Payment Discount (i.e. 15 days)	Net <u>  N/A  </u> days
Supplier will be responsible for notifying the contracting officer when the contact information changes.	Notes: (Special ordering instructions-please attach any special instructions on a separate sheet)

# ATTACHMENT A

## ASPHALT DISTRIBUTOR

Type of Equipment	Brand Name	Model	Price Book/Catalog Date of Manufacturer's Current Published Retail Price List	Percentage off discount %
<b>Maximizer 2B Distributor</b>	Rosco	Max2B1000	\$85,750	5%
		Max2B1500	\$88,400	
		Max2B1900	\$90,400	
		Max2B3000	\$96,250	
		Max2B3500	\$98,750	
		Max2B4000	\$101,750	
Options:				
Installation for a Customer Supplied Truck Chassis			\$1,900	
PTO Transmission (required if not using front live power)			\$2,975	
LPG Burner in Lieu of diesel burner (includes 52 gal. LP tank)			\$1,900	
LPG Burners w/electronic ignition 100% outfire protection and heat limit control			\$4,850	
Diesel Burners w/outfire protection and heat limit control			\$2,450	
Heated Asphalt Pump			\$6,500	
Washdown System w/pump, hose, and self winding hose reel			\$1,675	
Loading Hose, 3"x15' flexible steel with quick couplers			\$1,150	
Loading Hose, 3" x 15' rubber with quick couplers			\$1,650	
Electric Overnight Heat (Contact Factory for specific ratings/requirements)			\$9,300	
Radar Horn in lieu of GPS			\$850	
Spraybar Extensions – 1" lengths (Max 4 each)			\$1,250	
Spraybar Extensions – 2" lengths (Max 2 each)			\$1,850	

Attachments/Accessories: \_\_\_\_\_ % OEM Repair Parts: \_\_\_\_\_ % Options: \_\_\_\_\_ %

Multiple Unit discount: \_\_\_\_\_ % (In addition to the equipment discount) based on \_\_\_\_\_ Units purchased

Extended Warranty offered? ☐ Yes ☐ No If yes, please attach information for the extended warranty purchase.

Discount offered \_\_\_\_\_ %

# ATTACHMENT A

## ASPHALT DISTRIBUTOR

Type of Equipment	Brand Name	Model	Price Book/Catalog Date of Manufacturer's Current Published Retail Price List	Percentage off discount %
<b>Maximizer 3B Distributor</b>	Rosco	Max3B1000	\$89,500	5%
		Max3B1500	\$93,400	
		Max3B1900	\$94,000	
		Max3B3000	\$100,400	
		Max3B3500	\$102,400	
		Max3B4000	\$105,750	
Max3B Options				
Installation for a Customer Supplied Truck Chassis			\$1,900	
PTO Transmission (required if not using front live power)			\$2,975	
LPG Burner in Lieu of diesel burner (includes 52 gal. LP tank)			\$1,900	
LPG Burners w/electronic ignition 100% outfire protection and heat limit control			\$4,850	
Diesel Burners w/outfire protection and heat limit control			\$2,450	
Heated Asphalt Pump			\$6,500	
Washdown System w/pump, hose, and self winding hose reel			\$1,675	
Loading Hose, 3"x15' flexible steel with quick couplers			\$1,150	
Loading Hose, 3" x 15' rubber with quick couplers			\$1,650	
Electric Overnight Heat (Contact Factory for specific ratings/requirements)			\$9,300	
Radar Horn in lieu of GPS			\$850	

Attachments/Accessories: \_\_\_\_\_% OEM Repair Parts: \_\_\_\_\_% Options: \_\_\_\_\_%

Multiple Unit discount: \_\_\_\_\_% (In addition to the equipment discount) based on \_\_\_\_\_ Units purchased

Extended Warranty offered? \_\_\_\_\_Yes \_\_\_\_\_No If yes, please attach information for the extended warranty purchase.  
Discount offered \_\_\_\_\_%



## ATTACHMENT B

### BROOM

Type of Equipment	Brand Name	Model	Price Book/Catalog Date of Manufacturer's Current Published Retail Price List	Percentage off discount %
<b>CB95 Broom – Canopy</b>	LBP	CB95CAHTZ	\$54,800	8%
<b>– Cab</b>		CB95CBHTZ	\$57,250	
Options:				
Air Conditioning & Heater (Cab Model Only)			\$4,625	
150 Gallon Water Tank			\$2,575	
Combination Poly Wafers (in lieu of Poly Tube)			\$800	
Combination Poly/Steel Wafers (in lieu of Poly Tube)			\$825	
Poly/Steel Tube Brush (in lieu of Poly Tube)			\$800	
Rear Wiper and Washer Assembly (Cab Model Only)			\$1,375	
Front Windshield Washer (wiper is standard) (Cab Model Only)			\$675	
Front Snow Blade			\$5,550	
Curb Brush			\$3,825	
Spare Tire and Mount			\$975	
Suspension Seat Assembly			\$675	
Back-up/Reverse Camera w/in cab color display			\$3,375	
Radio/CD Install (Cab Model Only)			\$1,395	

Attachments/Accessories: \_\_\_\_\_% OEM Repair Parts: \_\_\_\_\_% Options: \_\_\_\_\_%

Multiple Unit discount: \_\_\_\_\_% (In addition to the equipment discount) based on \_\_\_\_\_ Units purchased

Extended Warranty offered? \_\_\_\_ Yes \_\_\_\_ No If yes, please attach information for the extended warranty purchase. Discount offered \_\_\_\_\_%

**ATTACHMENT B**  
**BROOM**

[illegible]

**Attachments/Accessories:** \_\_\_\_\_ % **OEM Repair Parts:** \_\_\_\_\_ % **Options:** \_\_\_\_\_ %

**Multiple Unit discount:** \_\_\_\_\_ % (In addition to the equipment discount) based on \_\_\_\_\_ Units purchased

Extended Warranty offered? ☐ Yes ☐ No If yes, please attach information for the extended warranty purchase. Discount offered \_\_\_\_\_ %

**ATTACHMENT B**  
**BROOM**

[illegible]

**Attachments/Accessories:\_\_\_\_\_ % OEM Repair Parts:\_\_\_\_\_ % Options:\_\_\_\_\_ %**

**Multiple Unit discount:** \_\_\_\_\_ % (In addition to the equipment discount) based on \_\_\_\_\_ Units purchased

Extended Warranty offered? ☐ Yes ☐ No If yes, please attach information for the extended warranty purchase. Discount offered \_\_\_\_\_%

## ATTACHMENT B

### BROOM

Type of Equipment	Brand Name	Model	Price Book/Catalog Date of Manufacturer's Current Published Retail Price List	Percentage off discount %
<b>RB50 Broom</b>	Rosco	RB50CAHTZ	\$54,000	8%
		RB50CBHTZ	\$56,500	
Options:				
Air Conditioning & Heater (Cab Model Only)			\$4,625	
150 Gallon Water Tank			\$2,575	
Combination Poly Wafers (in lieu of Poly Tube)			\$800	
Combination Poly/Steel Wafers (in lieu of Poly Tube)			\$825	
Poly/Steel Tube Brush (in lieu of Poly Tube)			\$800	
Rear Wiper and Washer Assembly (Cab Model Only)			\$1,375	
Front Windshield Washer (wiper is standard) (Cab Model Only)			\$675	
Front Snow Blade			\$5,550	
Curb Brush			\$3,825	
Spare Tire and Mount			\$975	
Suspension Seat Assembly			\$675	
Back-up/Reverse Camera w/in cab color display			\$3,375	
Radio/CD Install (Cab Model Only)			\$1,395	

Attachments/Accessories: \_\_\_\_\_% OEM Repair Parts: \_\_\_\_\_% Options: \_\_\_\_\_%

Multiple Unit discount: \_\_\_\_\_% (In addition to the equipment discount) based on \_\_\_\_\_ Units purchased

Extended Warranty offered? \_\_\_\_\_Yes \_\_\_\_\_No If yes, please attach information for the extended warranty purchase.  
Discount offered \_\_\_\_\_%

## ATTACHMENT B

### BROOM

Type of Equipment	Brand Name	Model	Price Book/Catalog Date of Manufacturer's Current Published Retail Price List	Percentage off discount %
<b>SweepPro II Broom</b>	Rosco	SWPROHTZ	\$65,750	8%
Options				
Air Conditioning & Heater			\$4,625	
(2) 75 gallon Water Tanks w/Spraying System			\$2,575	
Combination Poly Wafers(in lieu of Poly Tube)			\$800	
Combination Poly/Steel Wafers (in lieu of Poly Tube)			\$825	
Poly/Steel Tube Brush (in lieu of Poly Tube)			\$800	
Rear Wiper and Washer Assembly			\$1,375	
Front Windshield Washer (wiper is standard)			\$675	
Spare Tire and Mount			\$975	
Suspension Seat Assembly			\$675	
Back-up/Reverse Camera w/in cab color display			\$3,375	
Radio/CD Cab Install			\$1,395	

Attachments/Accessories: \_\_\_\_\_% OEM Repair Parts: \_\_\_\_\_% Options: \_\_\_\_\_%

Multiple Unit discount: \_\_\_\_\_% (In addition to the equipment discount) based on \_\_\_\_\_ Units purchased

Extended Warranty offered? \_\_\_\_\_ Yes \_\_\_\_\_ No If yes, please attach information for the extended warranty purchase. Discount offered \_\_\_\_\_%

## ATTACHMENT C

### CHIPSREADER

Type of Equipment	Brand Name	Model	Price Book/Catalog Date of Manufacturer's Current Published Retail Price List	Percentage off discount %
<b>Hydrostatic Chip Spreader (CSH)</b>	Rosco			5%
Front Wheel Drive		CSHF2202	\$178,900	
All Wheel Drive		CSHF4202	\$189,900	
Options:				
11 ft. Aggregate Spread Hopper – (in lieu of 10 ft.)			\$1,550	
12 ft. Aggregate Spread Hopper – (in lieu of 10 ft.)			\$1,975	
13 ft. Aggregate Spread Hopper – (in lieu of 10 ft.)			\$2,450	
13 ft. 6 in. Aggregate Spread Hopper – (in lieu of 10 ft.)			\$3,050	
14 ft. Aggregate Spread Hopper – (in lieu of 10 ft.)			\$3,775	
15 ft. Aggregate Spread Hopper – (in lieu of 10 ft.)			\$4,250	
Front Hopper Walkway & Railing (all widths)			\$2,750	
10 ft. Aggregate Spread Hopper w/Individual Gate Controls (in lieu of Std. 10 ft.)			\$8,550	
11 ft. Aggregate Spread Hopper w/Individual Gate Controls (in lieu of Std. 10 ft.)			\$9,925	
12 ft. Aggregate Spread Hopper w/Individual Gate Controls (in lieu of Std. 10 ft.)			\$10,950	
13 ft. Aggregate Spread Hopper w/Individual Gate Controls (in lieu of Std. 10 ft.)			\$12,350	
13.5 ft. Aggregate Spread Hopper w/Individual Gate Controls (in lieu of Std. 10 ft.)			\$12,850	
14 ft. Aggregate Spread Hopper w/Individual Gate Controls (in lieu of Std. 10 ft.)			\$13,750	
15 ft. Aggregate Spread Hopper w/Individual Gate Controls (in lieu of Std. 10 ft.)			\$16,375	

Attachments/Accessories: \_\_\_\_\_% OEM Repair Parts: \_\_\_\_\_% Options: \_\_\_\_\_%

Multiple Unit discount: \_\_\_\_\_% (In addition to the equipment discount) based on \_\_\_\_\_ Units purchased

Extended Warranty offered? \_\_\_\_\_ Yes \_\_\_\_\_ No If yes, please attach information for the extended warranty purchase.  
Discount offered \_\_\_\_\_%

**ATTACHMENT C**  
**CHIPSREADER**

[illegible]

**Attachments/Accessories:** \_\_\_\_\_ % **OEM Repair Parts:** \_\_\_\_\_ % **Options:** \_\_\_\_\_ %

**Multiple Unit discount:** \_\_\_\_\_ % (In addition to the equipment discount) based on \_\_\_\_\_ Units purchased

Extended Warranty offered? ☐ Yes ☐ No If yes, please attach information for the extended warranty purchase. Discount offered \_\_\_\_\_ %

# ATTACHMENT J

## TACK TANK

Type of Equipment	Brand Name	Model	Price Book/Catalog Date of Manufacturer's Current Published Retail Price List	Percentage off discount %
<b>Tack Distributors</b>	LeeBoy			8%
<b>250SG5 Skid</b>		L250S	\$11,500	
<b>250TG5 Trailer</b>		L250T	\$12,750	
Options:				
Electric Start (Available on Honda-Gas and Hatz-Diesel engine)			\$1,325	
5 HP Hatz Diesel Engine (pull start)			\$2,750	
Insulated Tank			\$7,750	
Auto Ignition Burners **Only Available with Electric Start Engine			\$1,525	
Auto Ignition Burners with Outfire Protection **Only Available with Electric Start Engine			\$2,250	
8-ft Spray Bar			\$1,575	
Spray Bar Lift **Only Available on Skid Mounted Unit			\$3,550	
In-Truck Controls **Requires 8-ft Spray Bar option			\$1,950	
Overnight Heater			\$1,775	
Surge Brakes for 500 Gallon Tank *Only Available on Trailer Mounted Unit			\$3,750	
Surge Brakes for 150 or 250 Gallon Tank *Only Available on Trailer Mounted Unit			\$3,250	
Pintle Eye (standard on L500T)			\$65	

Attachments/Accessories: \_\_\_\_\_% OEM Repair Parts: \_\_\_\_\_% Options: \_\_\_\_\_%

Multiple Unit discount: \_\_\_\_\_% (In addition to the equipment discount) based on \_\_\_\_\_ Units purchased

Extended Warranty offered? \_\_\_\_\_Yes \_\_\_\_\_No If yes, please attach information for the extended warranty purchase.  
Discount offered \_\_\_\_\_%



# ATTACHMENT J

## TACK TANK

Type of Equipment	Brand Name	Model	Price Book/Catalog Date of Manufacturer's Current Published Retail Price List	Percentage off discount %
<b>Tack Distributors</b>	LeeBoy			8%
<b>500SG5 Skid</b>		L500S	\$14,500	
<b>500TG5 Trailer</b>		L500T	\$16,250	
Options:				
Electric Start (Available on Honda-Gas and Hatz-Diesel engine)			\$1,325	
5 HP Hatz Diesel Engine (pull start)			\$2,750	
Insulated Tank			\$7,750	
Auto Ignition Burners **Only Available with Electric Start Engine			\$1,525	
Auto Ignition Burners with Outfire Protection **Only Available with Electric Start Engine			\$2,250	
8-ft Spray Bar			\$1,575	
Spray Bar Lift **Only Available on Skid Mounted Unit			\$3,550	
In-Truck Controls **Requires 8-ft Spray Bar option			\$1,950	
Overnight Heater			\$1,775	
Surge Brakes for 500 Gallon Tank *Only Available on Trailer Mounted Unit			\$3,750	
Surge Brakes for 150 or 250 Gallon Tank *Only Available on Trailer Mounted Unit			\$3,250	
Pintle Eye (standard on L500T)			\$65	

Attachments/Accessories: \_\_\_\_\_% OEM Repair Parts: \_\_\_\_\_% Options: \_\_\_\_\_%

Multiple Unit discount: \_\_\_\_\_% (In addition to the equipment discount) based on \_\_\_\_\_ Units purchased

Extended Warranty offered? \_\_\_\_\_ Yes \_\_\_\_\_ No If yes, please attach information for the extended warranty purchase.  
Discount offered \_\_\_\_\_%

[illegible]

Extended Warranty offered? ☐ Yes ☐ No If yes, please attach information for the extended warranty purchase. Discount offered ☐ %

# ATTACHMENT M

## PAVER

Type of Equipment	Brand Name	Model	Price Book/Catalog Date of Manufacturer's Current Published Retail Price List	Percentage off discount %
<b>PF-161C Paver</b>	LBP			5%
Wheeled Paver 27,025 Lbs.		PF161CWL	\$292,000	
Wheeled Paver 27,500 Lbs.		PF161CO1E	\$302,000	
Options:				
10' Auger Kit			\$5,200	
12' Auger Kit			\$8,700	
12" Screed Extension Heat-Universal RH&LH (2 required for 16' Width) O1E Screed			\$6,650	
12" Screed Extension Vibration & Heat Universal RH&LH (2 required for 16' Width) O1E Screed			\$7,850	
12" Screed Extension w/Heat-Universal RH&LH (2 required for 16' Width) WL Screed			\$5,650	
Adjustable Cut-Off Shoe Weldment			\$875	
12" Cut-Off shoe Extension			\$650	
Topcon P-32 System Controls – Single Grade – Sonic			\$10,600	
Topcon P-32 System Controls – Dual Grade – Sonic			\$15,350	
Topcon P-32 System Controls – Dual Grade & Slope			\$21,950	
28' Topcon Sonic Averaging System w/Smoothtrac			\$17,750	
Material Indicator Kit			\$995	
Umbrella			\$495	
Truck Hitch			\$17,550	

Attachments/Accessories: \_\_\_\_\_% OEM Repair Parts: \_\_\_\_\_% Options: \_\_\_\_\_%

Multiple Unit discount: \_\_\_\_\_% (In addition to the equipment discount) based on \_\_\_\_\_ Units purchased

Extended Warranty offered? \_\_\_\_\_ Yes \_\_\_\_\_ No If yes, please attach information for the extended warranty purchase.

Discount offered \_\_\_\_\_%



**ATTACHMENT M**  
**PAVER**

[illegible]

**Attachments/Accessories:** \_\_\_\_\_ % **OEM Repair Parts:** \_\_\_\_\_ % **Options:** \_\_\_\_\_ %

**Multiple Unit discount:** \_\_\_\_\_ % (In addition to the equipment discount) based on \_\_\_\_\_ Units purchased

Extended Warranty offered? ☐ Yes ☐ No If yes, please attach information for the extended warranty purchase. Discount offered \_\_\_\_\_ %

# ATTACHMENT M

## PAVER

Type of Equipment	Brand Name	Model	Price Book/Catalog Date of Manufacturer's Current Published Retail Price List	Percentage off discount %
<b>6150 Paver</b>	LeeBoy	6150KUB	\$163,900	5%
Options:				
Electric Legend Plus Screed			\$7,550	
Legend 815HD Electric Screed			\$14,500	
Screed Extension Vibration (Hydraulically activated vibration) *Only available on the Legend Electric 815HD			\$3,650	
Sloping Screed Extensions			\$5,250	
Power Crown			\$3,650	
Heated Endgates *Only available on the Legend Electric 815HD			\$1,300	
12"x4.5" Berm Extension (LH & RH) *Only available on the Legend Electric 815HD			\$4,950	
Additional Cut-off Plate & Extension			\$1,275	
3:1 Flight Screw Adjusters			\$500	
Topcon P-32 System Controls – Single Grade – Sonic			\$9,900	
Topcon P-32 System Controls – Dual Grade – Sonic			\$13,700	
Topcon P-32 System Controls – Dual Grade & Slope			\$17,500	
Umbrella			\$495	

Attachments/Accessories: \_\_\_\_\_% OEM Repair Parts: \_\_\_\_\_% Options: \_\_\_\_\_%

Multiple Unit discount: \_\_\_\_\_% (In addition to the equipment discount) based on \_\_\_\_\_ Units purchased

Extended Warranty offered? ☐ Yes ☐ No If yes, please attach information for the extended warranty purchase.  
Discount offered \_\_\_\_\_%

**ATTACHMENT M**  
**PAVER**

[illegible]

**Attachments/Accessories:\_\_\_\_\_ % OEM Repair Parts:\_\_\_\_\_ % Options:\_\_\_\_\_ %**

**Multiple Unit discount:** \_\_\_\_\_ % (In addition to the equipment discount) based on \_\_\_\_\_ Units purchased

**Extended Warranty offered? \_\_\_\_\_ Yes \_\_\_\_\_ No If yes, please attach information for the extended warranty purchase. Discount offered \_\_\_\_\_ %**

# ATTACHMENT M

## PAVER

Type of Equipment	Brand Name	Model	Price Book/Catalog Date of Manufacturer's Current Published Retail Price List	Percentage off discount %
<b>8500D Paver</b>	LeeBoy	8500DKUB	\$137,250	5%
Options:				
Electric Legend Screed: 8'-15' hydraulically extendable w/single vibrator, electrically heated.			\$7,550	
14" Poly Pad Tracks			\$5,575	
High-Deck Configuration (includes second seat w/option)			\$2,150	
Truck Hitch			\$7,250	
Truck Hitch Valving (excludes Truck Hitch)			\$1,975	
Second Seat (Low Deck Configuration Only)			\$575	
LED Work Light Package (4 lights)			\$1,250	
Sonic Auger, Sensors and Cords			\$4,900	
Electric Screws for Grade Controls			\$2,475	
Wiring Only, Grade Controls (Topcon) – includes A M Modules			\$3,975	
Sonic Grade Control, One Side (Topcon)			\$9,975	
Dual Grade Control (Topcon P-32 System) includes Electric Screws			\$25,500	
Hose Reel (Limited to 2)			\$800	

Attachments/Accessories: \_\_\_\_\_% OEM Repair Parts: \_\_\_\_\_% Options: \_\_\_\_\_%

Multiple Unit discount: \_\_\_\_\_% (In addition to the equipment discount) based on \_\_\_\_\_ Units purchased

Extended Warranty offered? \_\_\_\_\_ Yes \_\_\_\_\_ No If yes, please attach information for the extended warranty purchase.  
Discount offered \_\_\_\_\_%



# ATTACHMENT M

## PAVER

Type of Equipment	Brand Name	Model	Price Book/Catalog Date of Manufacturer's Current Published Retail Price List	Percentage off discount %
<b>8510D Paver</b>	LeeBoy	8510DKUB	\$158,750	5%
Options:				
Legend 815HD Electric Screed			\$14,500	
Screed Extension Vibration (Hydraulically activated vibration) *only available on the Legend 815 HD			\$3,650	
Electric Legend Plus Screed			\$7,550	
Heated Endgates *only available on the Legend 815 HD			\$1,850	
3:1 Flight Screw Adjusters *only available on the Legend 815 HD			\$500	
Rubber Track, Continuous (in lieu of Poly)			\$975	
Steel Track in lieu of Poly			\$1,000 (Deduct)	
High-Deck Configuration			\$2,150	
Steering Wheel Drive Controls (In lieu of joysticks)			No Charge	
Truck Hitch			\$7,250	
Truck Hitch Valving (excludes Truck Hitch)			\$1,975	
Wiring Only, Grade Controls (Topcon) – Includes A M Modules			\$3,975	
Sonic Grade Control One Side (Topcon)			\$9,975	
Dual Grade Control (Topcon P-32 System)			\$15,250	
Dual Grade and Slope (Topcon P-32 System)			\$22,500	
12"x4.5" Berm Extension (LH & RH) *Only available on the Legend 815 HD			\$4,950	
20 – ft. LeeBoy Ski			\$1,850	
30 to 40 ft. LeeBoy Ski			\$2,250	
4 – Adjuster Screed (special option) ( Not available on the Legend 815HD)			\$2,950	

Attachments/Accessories: \_\_\_\_\_% OEM Repair Parts: \_\_\_\_\_% Options: \_\_\_\_\_%

Multiple Unit discount: \_\_\_\_\_% (In addition to the equipment discount) based on \_\_\_\_\_ Units purchased

Extended Warranty offered? \_\_\_\_\_ Yes \_\_\_\_\_ No If yes, please attach information for the extended warranty purchase.

# ATTACHMENT M

## PAVER

Type of Equipment	Brand Name	Model	Price Book/Catalog Date of Manufacturer's Current Published Retail Price List	Percentage off discount %
<b>8515E Paver</b>	LeeBoy	8515EKUB	\$171,500	5%
Options:				
Legend 815HD Electric Screed			\$7,900	
Screed Extension Vibration (Hydraulically activated vibration) *only available on the Legend 815 HD			\$3,650	
Rubber Track, Continuous			\$975	
Steel Track in lieu of Poly			\$1,000 Deduct	
Sloping Screed Extensions			\$5,250	
Heated Endgates *only available on the Legend 815 HD			\$1,300	
3:1 Flight Screw Adjusters			\$500	
Truck Hitch			\$5,900	
Truck Hitch Valving (excludes Truck Hitch)			\$1,300	
Power Crown			\$3,650	
Steering Wheel Drive Controls (In lieu of joysticks)			No Charge	
Wiring Only, Grade Controls (Topcon) – Includes A M Modules			\$3,500	
Sonic Grade Control One Side (Topcon)			\$9,900	
Dual Grade Control (Topcon P-32 System)			\$13,700	
Dual Grade and Slope (Topcon P-32 System)			\$17,500	
12"x4.5" Berm Extension (LH & RH) *Only available on the Legend 815 HD			\$4,950	
20 – ft. LeeBoy Ski			\$1,850	
30 to 40 ft. LeeBoy Ski			\$2,250	
4 – Adjuster Screed (special option) ( Not available on the Legend 815HD)			\$2,950	

Attachments/Accessories: \_\_\_\_\_% OEM Repair Parts: \_\_\_\_\_% Options: \_\_\_\_\_%

Multiple Unit discount: \_\_\_\_\_% (In addition to the equipment discount) based on \_\_\_\_\_ Units purchased

Extended Warranty offered? \_\_\_\_\_Yes \_\_\_\_\_No If yes, please attach information for the extended warranty purchase.  
Discount offered \_\_\_\_\_%

# ATTACHMENT M

## PAVER

Type of Equipment	Brand Name	Model	Price Book/Catalog Date of Manufacturer's Current Published Retail Price List	Percentage off discount %
<b>8520 Paver</b>	LeeBoy	8520KUB	\$186,900	5%
Options:				
Screed Extension Vibration (Hydraulically activated vibration)			\$3,650	
Rubber Track, Continuous			\$975	
Sloping Screed Extensions			\$5,250	
Heated Endgates			\$1,300	
3:1 Flight Screw Adjusters			\$500	
Truck Hitch			\$5,900	
Truck Hitch Valving (excludes Truck Hitch)			\$1,300	
Power Crown			\$3,650	
Steering Wheel Drive Controls (in lieu of joysticks)			No Charge	
Sonic Grade Control, One Side (Topcon P-32 System)			\$9,900	
Dual Grade Control (Topcon P-32 System)			\$13,700	
Dual Grade and Slope (Topcon P-32 System)			\$17,500	
12"x 4.5" Berm Extension (LH & RH)			\$4,950	
20 - ft. LeeBoy Ski			\$1,850	
30 to 40 ft. LeeBoy Ski			\$2,250	

Attachments/Accessories: \_\_\_\_\_% OEM Repair Parts: \_\_\_\_\_% Options: \_\_\_\_\_%

Multiple Unit discount: \_\_\_\_\_% (In addition to the equipment discount) based on \_\_\_\_\_ Units purchased

Extended Warranty offered? \_\_\_\_\_ Yes \_\_\_\_\_ No If yes, please attach information for the extended warranty purchase.  
Discount offered \_\_\_\_\_%

# ATTACHMENT M

## PAVER

Type of Equipment	Brand Name	Model	Price Book/Catalog Date of Manufacturer's Current Published Retail Price List	Percentage off discount %
<b>8616C Paver</b>	LeeBoy	8616CKEL	\$219,000	5%
Options:				
Truck Hitch			\$6,750	
Smooth Ride HD Poly Pad Track			\$6,250	
Screed Extension Vibration (Hydraulically activated vibration)			\$3,650	
Sloping Screed Extensions			\$5,250	
Power Crown			\$3,975	
Heated Endgates			\$1,300	
3:1 Flight Screw Adjusters			\$500	
Steering Wheel Drive Controls (In lieu of joysticks)			No Charge	
110 Volt Outlet (20 amp GFI Outlet)			\$1,850	
12"x4.5" Berm Extension (LH & RH)			\$5,250	
Topcon P-32 System Controls – Dual Grade			\$13,700	
Topcon P-32 System Controls – Dual Grade & Slope			\$17,500	
20 – ft. LeeBoy Ski			\$1,850	
30-to40 ft. LeeBoy Ski			\$2,250	
12" Auger Extensions, Right and Left			\$1,200	
24" Auger Extension Group w/Shields (includes Left & Right)			\$1,350	

Attachments/Accessories: \_\_\_\_\_% OEM Repair Parts: \_\_\_\_\_% Options: \_\_\_\_\_%

Multiple Unit discount: \_\_\_\_\_% (In addition to the equipment discount) based on \_\_\_\_\_ Units purchased

Extended Warranty offered? \_\_\_\_\_ Yes \_\_\_\_\_ No If yes, please attach information for the extended warranty purchase.  
Discount offered \_\_\_\_\_%

# ATTACHMENT M

## PAVER

Type of Equipment	Brand Name	Model	Price Book/Catalog Date of Manufacturer's Current Published Retail Price List	Percentage off discount %
<b>8816B Paver</b>	LeeBoy	8816BEL	\$265,000	5%
Options:				
Rubber Track, continuous			\$13,250	
Truck Hitch			\$7,500	
Screed Extension Vibration (Hydraulically activated vibration)			\$3,650	
Power Crown			\$3,850	
Topcon P-32 System Controls – Dual Grade			\$15,250	
Topcon P-32 System Controls – Dual Grade & Slope			\$22,500	
20-ft LeeBoy Ski			\$1,850	
30- to 40-ft LeeBoy Ski			\$2,250	
28-ft Topcon Sonic Ski (for use with System 5)			\$25,750	
24" Auger Extension Group w/ Shields (includes left and right)			\$3,350	
18' Paving Kit (includes augers and shields for electric screed)			\$9,250	
20' Paving Kit (includes: Two bolt-on extensions/side, augers and shields)			\$11,750	
24" Curb Attachment, right-hand			\$3,250	
24" Curb Attachment, left-hand			\$3,250	

Attachments/Accessories: \_\_\_\_\_% OEM Repair Parts: \_\_\_\_\_% Options: \_\_\_\_\_%

Multiple Unit discount: \_\_\_\_\_% (In addition to the equipment discount) based on \_\_\_\_\_ Units purchased

Extended Warranty offered? \_\_\_\_\_ Yes \_\_\_\_\_ No If yes, please attach information for the extended warranty purchase.

Discount offered \_\_\_\_\_%

**ATTACHMENT O**  
**ROAD WIDENER**

[illegible]

**Attachments/Accessories:** \_\_\_\_\_ % **OEM Repair Parts:** \_\_\_\_\_ % **Options:** \_\_\_\_\_ %

**Multiple Unit discount:\_\_\_\_\_ % (In addition to the equipment discount) based on \_\_\_\_\_Units purchased**

Extended Warranty offered? ☐ Yes ☐ No If yes, please attach information for the extended warranty purchase. Discount offered \_\_\_\_\_%

## ATTACHMENT O

### ROAD WIDENER

Type of Equipment	Brand Name	Model	Price Book/Catalog Date of Manufacturer's Current Published Retail Price List	Percentage off discount %
<b>RW-80 Road Widener</b>	LBP	RW80	\$199,000	5%
Options:				
Dual Strike-Off Group			\$7,750	
Vibratory Strike-Off Attachment - Hydraulic Kit (Required)			\$4,300	
3' Screed Strike Off with Vibration			\$7,950	
6' Screed Strike Off with Vibration			\$9,550	
3' - 6' Hydraulic Strike-Off Extension - RH			\$7,850	
3' - 6' Hydraulic Strike-Off Extension - LH			\$7,850	
2' Crownable Strike-Off Attachment			\$4,250	
1' Contoured Strike-Off Section			\$1,550	
3' Contoured Strike-Off Section			\$1,850	
6' Contoured Strike-Off Section			\$2,850	
2-3' Telescoping Contoured Strike-Off Section			\$4,100	
Four Wheel Steering			\$5,500	
Counterweight			\$5,250	
Topcon P-32 System Controls - Single Grade - Sonic			\$11,450	
Topcon P-32 System Controls - Single Grade & Slope - Sonic			\$15,350	
Topcon P-32 System Controls - Dual Grade & Slope			\$21,950	
Washdown System with Hose Reel and 7 Gallon Tank			\$2,840	
Second Operator's Seat			\$650	
6.5Kw Generator with (2) 120V AC Accessory Power Outlets			\$7,300	
Second Hose Reel Kit			\$1,650	
Umbrella			\$495	
Truck Hitch			\$22,250	

Attachments/Accessories: \_\_\_\_\_% OEM Repair Parts: \_\_\_\_\_% Options: \_\_\_\_\_%

Multiple Unit discount: \_\_\_\_\_% (In addition to the equipment discount) based on \_\_\_\_\_ Units purchased

Extended Warranty offered? \_\_\_\_\_ Yes \_\_\_\_\_ No If yes, please attach information for the extended warranty purchase.  
Discount offered \_\_\_\_\_%

## ATTACHMENT O

### ROAD WIDENER

Type of Equipment	Brand Name	Model	Price Book/Catalog Date of Manufacturer's Current Published Retail Price List	Percentage off discount %
<b>RW-100B Road Widener</b>	LBP	RW100B	\$225,000	5%
Options:				
Dual Strike-Off Group			\$7,750	
Vibratory Strike-Off Attachment - Hydraulic Kit (Required)			\$4,300	
3' Screed Strike Off with Vibration			\$7,950	
6' Screed Strike Off with Vibration			\$9,550	
3' - 6' Hydraulic Strike-Off Extension - RH			\$7,850	
3' - 6' Hydraulic Strike-Off Extension - LH			\$7,850	
2' Crownable Strike-Off Attachment			\$4,250	
1' Contoured Strike-Off Section			\$1,550	
3' Contoured Strike-Off Section			\$1,850	
6' Contoured Strike-Off Section			\$2,850	
2-3' Telescoping Contoured Strike-Off Section			\$4,100	
Topcon P-32 System Controls - Single Grade - Sonic			\$11,450	
Topcon P-32 System Controls - Single Grade & Slope - Sonic			\$15,350	
Topcon P-32 System Controls - Dual Grade & Slope			\$21,950	
Four-Wheel Steering			\$5,500	
Washdown System with Hose Reel and 7 Gallon Tank			\$2,840	
Second Operator's Seat			\$650	
6.5kW Generator with (2) 120V AC Accessory Power Outlets			\$7,300	
Rear-Wheel Power Assist			\$17,000	
Second Hose Reel Kit			\$1,650	
Belly-Mounted Broom			\$27,900	
Umbrella			\$495	
Truck Hitch			\$22,250	

Attachments/Accessories: \_\_\_\_\_% OEM Repair Parts: \_\_\_\_\_% Options: \_\_\_\_\_%

Multiple Unit discount: \_\_\_\_\_% (In addition to the equipment discount) based on \_\_\_\_\_ Units purchased

Extended Warranty offered? \_\_\_\_\_Yes \_\_\_\_\_No If yes, please attach information for the extended warranty purchase.  
Discount offered \_\_\_\_\_%



## ATTACHMENT P ROLLER

Type of Equipment	Brand Name	Model	Price Book/Catalog Date of Manufacturer's Current Published Retail Price List	Percentage off discount %
400 Roller – Steel Drum	LeeBoy	40SD40S	\$54,000	8%
400 Towable-Steel Drum		40TSD40S	\$60,000	
420B Pneumatic Tire		42RD40	\$52,100	
Options:				
Coco Mats – 400 & 400T			\$700	
Coco Mats – 420			\$700	
LED Nigth Operating Lights			\$825	
Gauge Package (oil pressure, voltmeter, fuel)			\$1,125	
Canopy			\$1,500	
Vandalism Package			\$725	
Horn			\$490	
Slow Moving Vehicle (SMV) Sign			\$275	
5 # Fire Extinguisher			\$390	
Filter Kit			\$425	

Attachments/Accessories: \_\_\_\_\_% OEM Repair Parts: \_\_\_\_\_% Options: \_\_\_\_\_%

Multiple Unit discount: \_\_\_\_\_% (In addition to the equipment discount) based on \_\_\_\_\_ Units purchased

Extended Warranty offered? \_\_\_\_\_ Yes \_\_\_\_\_ No If yes, please attach information for the extended warranty purchase. Discount offered \_\_\_\_\_%

## ATTACHMENT P ROLLER

Type of Equipment	Brand Name	Model	Price Book/Catalog Date of Manufacturer's Current Published Retail Price List	Percentage off discount %
<b>400 Roller – Steel Drum</b>	LeeBoy	40SD40S	\$54,000	8%
<b>400 Towable-Steel Drum</b>		40TSD40S	\$60,000	
<b>420B Pneumatic Tire</b>		42RD40	\$52,100	
Options:				
Coco Mats – 400 & 400T			\$700	
Coco Mats – 420			\$700	
LED Nigth Operating Lights			\$825	
Gauge Package (oil pressure, voltmeter, fuel)			\$1,125	
Canopy			\$1,500	
Vandalism Package			\$725	
Horn			\$490	
Slow Moving Vehicle (SMV) Sign			\$275	
5 # Fire Extinguisher			\$390	
Filter Kit			\$425	

Attachments/Accessories: \_\_\_\_\_% OEM Repair Parts: \_\_\_\_\_% Options: \_\_\_\_\_%

Multiple Unit discount: \_\_\_\_\_% (In addition to the equipment discount) based on \_\_\_\_\_ Units purchased

Extended Warranty offered? ☐ Yes ☐ No If yes, please attach information for the extended warranty purchase. Discount offered \_\_\_\_\_%

**ATTACHMENT P**  
**ROLLER**

[illegible]

**Attachments/Accessories:\_\_\_\_\_ % OEM Repair Parts:\_\_\_\_\_ % Options:\_\_\_\_\_ %**

**Multiple Unit discount:** \_\_\_\_\_ % (In addition to the equipment discount) based on \_\_\_\_\_ Units purchased

Extended Warranty offered? ☐ Yes ☐ No If yes, please attach information for the extended warranty purchase. Discount offered \_\_\_\_\_ %

## ATTACHMENT R

### SPRAYER/WATER TRUCK/WATER TANK

Type of Equipment	Brand Name	Model	Price Book/Catalog Date of Manufacturer's Current Published Retail Price List	Percentage off discount %
<b>DS Water Truck</b>	Rosco			8%
2000 Gallon Base Unit		DS2000	\$37,500	
3000 Gallon Base Unit		DS3000	\$39,250	
4000 Gallon Base Unit		DS4000	\$47,250	
Options:				
Installation for a Customer Supplied Truck Chassis			\$1,900	
Eight Foot Spraybar			\$2,100	
Suction Filling Attachment (including primer pump and foot valve strainer)			\$2,025	
Fire Fighting Valve, 2 – 1/2"			\$1,025	
Push Bumper			\$1,100	
Hose Reel (rear-mounted with manual rewind)			\$2,600	
Hose Reel (electric rewind)			\$3,100	
2" Brass Flusher Nozzles (in lieu of sprinkler caps)			\$700	
Water Cannon with Cab Control			\$12,975	

Attachments/Accessories: \_\_\_\_\_% OEM Repair Parts: \_\_\_\_\_% Options: \_\_\_\_\_%

Multiple Unit discount: \_\_\_\_\_% (In addition to the equipment discount) based on \_\_\_\_\_ Units purchased  
 Extended Warranty offered? \_\_\_\_\_ Yes \_\_\_\_\_ No If yes, please attach information for



State of Oklahoma

## Responding Bidder Information

"Certification for Competitive Bid and Contract" **MUST** be submitted along with the response to the Solicitation.

1. RE: Solicitation # SW195

2. Bidder General Information:

FEI / SSN : 73-1119892 Supplier ID: \_\_\_\_\_

Company Name: Kirby-Smith Machinery, Inc.

3. Bidder Contact Information:

Address: 6715 W. Reno Ave

City: Oklahoma City State: OK Zip Code: 73127

Contact Name: Bill Gustafson

Contact Title: Sales Manager

Phone #: 405-495-7820 Fax #: 405-787-5973

Email: bgustafson@kirby-smith.com Website: www.kirby-smith.com

4. Oklahoma Sales Tax Permit<sup>1</sup>:

☒ YES – Permit #: 1585954816

☐ NO – Exempt pursuant to Oklahoma Laws or Rules – Attach an explanation of exemption

5. Registration with the Oklahoma Secretary of State:

☒ YES - Filing Number: 1900367033


☐ NO - Prior to the contract award, the successful bidder will be required to register with the Secretary of State or must attach a signed statement that provides specific details supporting the exemption the supplier is claiming ([www.sos.ok.gov](http://www.sos.ok.gov) or 405-521-3911).

6. Workers' Compensation Insurance Coverage:

Bidder is required to provide with the bid a certificate of insurance showing proof of compliance with the Oklahoma Workers' Compensation Act.

☒ YES – Include a certificate of insurance with the bid

☐ NO - Attach a signed statement that provides specific details supporting the exemption you are claiming from the Workers' Compensation Act (Note: Pursuant to Attorney General Opinion #07-8, the exemption from 85 O.S. 2011, § 311 applies only to employers who are natural persons, such as sole proprietors, and does not apply to employers who are entities created by law, including but not limited to corporations, partnerships and limited liability companies.)<sup>2</sup>

  
Authorized Signature

9-18-2017

Date

William G. Gustafson II

Printed Name

Sales Manager

Title

<sup>1</sup> For frequently asked questions concerning Oklahoma Sales Tax Per

<sup>2</sup> For frequently asked questions concerning workers' compensation li



# RW-100B Road Widener



## Performance Features:

Engineered with features that keeps the professional in mind, the RW-100B is a self-propelled, wheel-mounted, mid-size shoulder paving machine capable of placing either aggregate or bituminous materials. With a high temperature service belt, this road widener is able to discharge material from the left or right side all controllable from the operator's console. Front wheel drive allows for better tractive effort while four wheel steering provides better mobility.

- 110 hp (82.02 kW) Cummins Diesel Engine
- Width of Spread: up to 10' (3.05 m)
- Contoured Skid-Off
- 21" (533 mm) Wide Heat-Resistant Conveyor Belt
- 2 Ton (1,814 kg) Hopper Capacity
- Power Adjustable Front Hopper Lip
- Dual Control Stations, Right and Left Sides
- Hydraulic Drive and Traction Control System
- Oscillating Push Rollers
- Unobstructed View from the Operator's Station



# RW-100B Road Widener Specifications



Dimensions	<ul style="list-style-type: none"> <li>- Length: 25' 6" (7.77 m)</li> <li>- Width: 10' 10" (3.3 m)</li> <li>- Height: 8' 1" (2.46 m)</li> <li>- Wheelbase: 14' 4" (4.36 m)</li> <li>- Total Weight: 24,500 lbs (11,113 kg)</li> </ul>	Brakes	<ul style="list-style-type: none"> <li>- Hydrostatic traction drive primary braking</li> <li>- Parking brake controlled by electric switch on operator's console</li> <li>- Fail safe parking brake</li> </ul>
Engine	Cummins turbocharged diesel, 110 hp (82.02 kw)	Operator's Controls	<ul style="list-style-type: none"> <li>- Dual control stations, each equipped with: <ul style="list-style-type: none"> <li>Direction and speed control lever</li> <li>Foot actuated conveyor function switch</li> </ul> </li> <li>- Control functions on the operator's console: <ul style="list-style-type: none"> <li>Main power, starter throttle, horn, conveyor speed, shuttle and discharge direction, strike off lift and lateral movement, hopper lip position, steering, parking brakes</li> </ul> </li> </ul>
Capacities	<ul style="list-style-type: none"> <li>- Fuel: 68 gallons (257.4 l)</li> <li>- Hydraulic reservoir: 42.5 gallons (160.8 l)</li> </ul>	Instrumentation	<p>Analog gauges for:</p> <ul style="list-style-type: none"> <li>- Engine oil pressure</li> <li>- Water temperature</li> <li>- Voltmeter and hydraulic oil temperature</li> <li>- Digital Tachometer and hour meter</li> </ul>
Hopper	<ul style="list-style-type: none"> <li>- 2 tons (1,814 kg) capacity</li> <li>- Hydraulically adjustable front hopper lip, adjustable range of 7" (177.8 mm) maximum</li> <li>- Two bearing equipped push rollers, truck entry 9' 3" (2.81 m)</li> </ul>	Tires	<ul style="list-style-type: none"> <li>- Four 385/65R 22.5 radial</li> <li>- Hydro inflated, pneumatic tires</li> </ul>
Conveyor System	<ul style="list-style-type: none"> <li>- 21" (.533 m) wide, high temperature service nitrile belt travelling on tapered roller bearing support rollers</li> <li>- Independent, variable speed, hydrostatic, dual end drive system</li> <li>- Conveyor speeds: 0 to 466' per minute (142 mpm)</li> <li>- Equipped with adjustable wipers to prevent material buildup</li> </ul>	Optional Equipment	<ul style="list-style-type: none"> <li>- Four-wheel steering</li> <li>- Truck hitch</li> <li>- Automatic grade sonic and slope control</li> <li>- Contour strike-off sections, 1' (.3 m), 3' (.91 m), 6' (1.8 m)</li> <li>- 3' or 6' (.914 or 1.8 m) vibratory strike off</li> <li>- 3' to 6' (.914 to 1.82 m) hydraulic strike off extensions, left or right</li> <li>- Dual strike off support group</li> <li>- Auxiliary hose reel kit</li> <li>- 6.5 kw generator with two 12v AC accessory power outlets</li> <li>- Additional operator's seat</li> <li>- Umbrella</li> <li>- Rear-wheel power assist</li> <li>- Washdown system</li> </ul>
Material Spread Strike Off	<ul style="list-style-type: none"> <li>- Contoured strike off for controlled spread of material width, depth and slope</li> <li>- Width of spread: up to 10' (3.05 m)</li> <li>- Basic strike off consist of two 1' (.304 m) and two 3' (.91 m) sections</li> <li>- Raised, lowered, extended and retracted hydraulically with manual stops for fine adjustment of elevation and slope</li> <li>- Outer edger plate assemble included</li> </ul>		

# LeeBoy

VT LeeBoy, Inc. ■ 500 Lincoln County Parkway Extension ■ Lincolnton, NC 28092 ■ 704.966.3300  
For additional products or information, visit our website: [www.LeeBoy.com](http://www.LeeBoy.com)

BR-1503.0-EN This document contains information applicable for the U.S. and U.S. Territories. For International product availability, specifications and support, please contact your authorized LeeBoy representative. The technical data contained herein is subject to change due to continuous engineering and development. Accordingly, LeeBoy Group reserves the right to modify at any time.



09/13/2017 13:37

Product Specifications  
**LeeBoy 1000G Asphalt Paver**  
**Tilt Hopper Asphalt/Track Paver**

The following specifications are based on the 1000G Asphalt Paver manufactured by LeeBoy Group. Because of continuous equipment research and development, we reserve the right to change these specifications. For more information, questions or assistance preparing specifications, please contact your local LeeBoy sales representative.

Comply	<b>1. Dimensions:</b>
Y___ N___	a. Length: 9'6" (2.9 m)
Y___ N___	b. Width: 8'6" (2.59 m) transport 9' (2.7 m) hopper wings down
Y___ N___	c. Height: 7' (2.13 m)
Y___ N___	d. Total Weight (with screed): 11,000 lbs. (4,990 kg)
	<b>2. Engine:</b>
Y___ N___	a. Kubota turbocharged diesel
Y___ N___	b. Tier 4 Final – 49hp (37kw) @ 2,600 RPM
	<b>3. Capacities:</b>
Y___ N___	a. Fuel: 13.5 gallons (51 l)
Y___ N___	b. Hydraulic: 45 gallons (170 l)
	<b>4. Hopper:</b>
Y___ N___	a. Gravity fed, hydraulically raised hopper
Y___ N___	b. Side wings fold in or out
Y___ N___	c. Hopper size: 5.5 ton (4,900 kg)
Y___ N___	d. Hopper height: 22" (.559 m)
	<b>5. Paving Widths:</b>
Y___ N___	a. Variable up to 13' (3.92 m)
	<b>6. Paving Depths:</b>
Y___ N___	a. Depth: 0" to 6" (.152 m)
	<b>7. Screed:</b>
Y___ N___	a. Legend full free floating 19" (.483 m) screed, consisting of a 13" (.330 m) main screed
Y___ N___	b. Constructed of .375" (.010 m) AR 400 bolt-on wear plates for easy replacement
	<b>8. Screed End Gates:</b>
Y___ N___	a. Equipped with vertical height adjustment and tilt



Y__ N__	<b>9. Screed Extensions:</b>
Y__ N__	a. Two 44" (1.118 m) screed extensions hydraulically actuated to a width of 13' (3.96 m)
Y__ N__	b. To eliminate seams, the heated extensions are mounted flush with the main screed and are adjustable with the angle of attack
	c. Includes replacement .25" (.006m) AR 400 bottom wear plates
Y__ N__	<b>10. Screed Heat:</b>
Y__ N__	a. Two 54,000 BTU propane burners on main screed
Y__ N__	b. Each extension has one 36,000 BTU propane burner
	c. One 36,000 BTU burner ignitor
Y__ N__	<b>11. Screed Vibration:</b>
	a. Equipped with a hydraulic vibrator capable of producing 2,000 vibrations per minute
Y__ N__	<b>12. Screed Crown/Invert:</b>
Y__ N__	a. Equipped with a crown/invert adjustment allowing at least 2" (.051m) of crown and 1.5" (.038 m) of valley
	b. Includes a leveling indicator for the operator to know when the screed is level
Y__ N__	<b>13. Material Flow Gates:</b>
	a. Two independent hydraulically operated 4' (1.219 m) wide gates located under the augers and constructed of at least .25" (.006 m) A-36 plate steel
Y__ N__	<b>14. Material Augers:</b>
Y__ N__	a. Two independently operated hydraulic casted augers constructed with .625" (.016 m) segmented A 36 steel
	b. Augers are 9" (.229 m) diameter
Y__ N__	<b>15. Operator's Platform:</b>
	a. Full machine width platform with left hand seat
Y__ N__	<b>16. Operator's Controls:</b>
Y__ N__	a. All control levers are on the left side
	b. Right side levers include left and right drive control, right auger, right screed extension and hopper
Y__ N__	<b>17. Steering:</b>
	a. Independent hydrostatic steering from the left or right side of machine
Y__ N__	<b>18. Washdown System:</b>
	a. Electric pump with one 22' x .375" (6.706 x .009 m) and one 15' x .375" (4.572 x .009m) diameter hoses and spray nozzles

Y\_\_\_ N\_\_\_  
Y\_\_\_ N\_\_\_  
Y\_\_\_ N\_\_\_

**19. Hydraulic System:**

- a. Variable volume hydraulic pumps for each drive
- b. A constant volume pump for all other hydraulic functions
- c. Hydraulic reservoir: 45 gallons (170 l)

**20. Push Rollers:**

- a. Two 3" (.076 m) diameter rollers with sealed bearings

Y\_\_\_ N\_\_\_

**21. Track Drive System:**

- a. Hydrostatically powered, self-cleaning friction drive tracks consisting of two drive tires and hydraulically adjustable front idler
- b. Drive mechanism consists of two torque hubs for variable speeds
- c. Track size: 14" wide x 48" long (.356 x 1.219 m) steel
- d. Paving speed: 0 to 220' per minute (2.5 mph)
- e. Travel speed: 0 to 220' per minute (2.5 mph)

Y\_\_\_ N\_\_\_

Y\_\_\_ N\_\_\_

Y\_\_\_ N\_\_\_

Y\_\_\_ N\_\_\_

Y\_\_\_ N\_\_\_

**22. Additional Standard Equipment:**

- a. Back-up alarm
- b. Lockable fuel and hydraulic caps
- c. Rotating safety beacon
- d. Adaptable for field automation installation

Y\_\_\_ N\_\_\_

Y\_\_\_ N\_\_\_

Y\_\_\_ N\_\_\_

Y\_\_\_ N\_\_\_

**23. Optional Equipment:**

- a. Sonic auger, sensors and cord
- b. Electric screws for grade controls
- c. Right hand seat on low deck (second seat optional)
- d. Working light package
- e. Grade control wiring (Topcon)
- f. Sonic grade control one side
- g. Sonic grade control both sides
- h. Sonic grade and slope
- i. 20' (6.096 m) ski
- j. Two-speed track drive (track only)
- k. Failsafe brake
- l. Hose reel (limited to one)

Y\_\_\_ N\_\_\_

Y\_\_\_ N\_\_\_

Y\_\_\_ N\_\_\_

Y\_\_\_ N\_\_\_

Y\_\_\_ N\_\_\_

Y\_\_\_ N\_\_\_

Y\_\_\_ N\_\_\_

Y\_\_\_ N\_\_\_

Y\_\_\_ N\_\_\_

Y\_\_\_ N\_\_\_

Y\_\_\_ N\_\_\_

Y\_\_\_ N\_\_\_

**24. Training, Support and Company**

- a. Training and support manuals
- b. Optional on-site operator training by Dealer
- c. One-year, unlimited hours warranty against any manufacturer defects
- d. Extended warranty available
- e. 50+ years manufacturing experience
- f. ISO 9001 Certified
- g. Manufactured in the USA

Y\_\_\_ N\_\_\_

Y\_\_\_ N\_\_\_

Y\_\_\_ N\_\_\_

Y\_\_\_ N\_\_\_

Y\_\_\_ N\_\_\_


Y\_\_\_ N\_\_\_

Y\_\_\_ N\_\_\_

Y\_\_\_ N\_\_\_

# 1000G Asphalt Paver




# LeeBoy



## Performance Features:

Small footprint, large results. The gravity-feed tilt hopper featured on the 1000G can be raised to a steeper level than any other paver in its class allowing for optimum material flow. This paver boasts of a sleek design in which the hopper wings can be retracted. This dynamic feature allows continuous material flow while reducing the machine's overall width. As on all LeeBoy pavers, this smaller track paver features our superior Legend Screed system that is proven to supply one of the best mats in the industry.

- 49 hp (37 kW) Kubota Tier 4 Final Diesel Engine
- Paving Widths Variable Up To 13' (3.9 m)
- Low Back Configuration
- Built-In-Cams Tilt Hopper Angle
- Single Lever Hopper and Wing Control
- Ultra-efficient Material Management System
- Under Auger Material Cut-Off Gates
- 5.5 Ton (4,500 kg) Capacity Material Hopper
- Steel Track for Superior Traction
- Proven Legend Screed System
- Heated and Vibrating Screed System



# 1000G Asphalt Paver Specifications

# LeeBoy

Dimensions	<ul style="list-style-type: none"> <li>- Length: 9' 6" (2.9 m)</li> <li>- Width: 8' 6" (2.59 m) transport 9' (2.7 m) hopper wings down</li> <li>- Height: 7' (2.13 m)</li> <li>- Total Weight: 11,000 lbs. (4,990 kg)</li> </ul>	Operator's Platform	Full machine width platform, left side seat
Engine	Kubota turbocharged diesel, Tier 4 Final – 49 hp (37 kw)	Operator's Controls	<ul style="list-style-type: none"> <li>- All control levers are on left side</li> <li>- Right side levers include left/right drive control, right auger, right screed extension hopper</li> </ul>
Capacities	<ul style="list-style-type: none"> <li>- Fuel: 13.5 gallons (51 l)</li> <li>- Hydraulic reservoir: 45 gallons (170 l)</li> </ul>	Steering	- Independent hydrostatic steering from left or right side of machine
Hopper	Hopper size: 5.5 ton (4,900 kg)	Washdown System	Electric pump with two hoses
Paving Widths	- Variable up to 13' (3.9 m)	Push Rollers	Two rollers with sealed bearings
Paving Depths	- Depth: 0" to 6" (.152 m)	Track Drive System	<ul style="list-style-type: none"> <li>- Hydrostatically powered, self-cleaning friction drive tracks</li> <li>- Track size: 14" wide x 4' long (.356 x 1.219 m) steel (wheel base)</li> <li>- Paving speed: 0 to 220' per minute (2.5 mph)</li> <li>- Travel speed: 0 to 220' per minute (2.5 mph)</li> </ul>
Screed	<ul style="list-style-type: none"> <li>- Legend full free floating screed</li> <li>- Consisting of a main screed and two hydraulically operated screed extensions</li> <li>- Equipped with a hydraulic vibrator</li> </ul>	Additional Standard Equipment	<ul style="list-style-type: none"> <li>- Back-up alarm</li> <li>- Rotating safety beacon</li> <li>- Lockable fuel and hydraulic caps</li> <li>- Electric gauge package (oil pressure, voltmeter, fuel)</li> </ul>
Screed Heat	<ul style="list-style-type: none"> <li>- Two propane burners on main screed</li> <li>- One propane burner on each extension</li> </ul>	Optional Equipment	<ul style="list-style-type: none"> <li>- Right hand sea</li> <li>- LED working light package</li> <li>- Sonic grade controls</li> <li>- 20' (6.096 m) ski</li> <li>- Two-speed track drive</li> <li>- Fail-safe brake</li> <li>- Umbrella</li> <li>- Hose reel</li> </ul>
Screed Crown/Valley	<ul style="list-style-type: none"> <li>- Equipped with a crown/valley adjustment</li> <li>- Includes a depth indicator for the operator</li> </ul>		
Material Handling	<ul style="list-style-type: none"> <li>- Two independent hydraulically operated under auger material cut-off gates</li> <li>- Two independent hydraulically operated cast augers</li> </ul>		

# LeeBoy

VT LeeBoy, Inc. ■ 500 Lincoln County Parkway Extension ■ Lincolnton, NC 28092 ■ 704.966.3300  
For additional products or information, visit our website: [www.LeeBoy.com](http://www.LeeBoy.com)

BR-10011-EN This document contains information applicable for the U.S. and U.S. Territories. For International product availability, specifications and support, please contact your authorized LeeBoy representative. The technical data contained herein is subject to change due to continuous engineering and development. Accordingly, LeeBoy Group reserves the right to modify at any time.

**BUILT BY** LISTING  
KNOWLEDGE  
CAPABILITY



09/13/2017 13:38

### Product Specifications

## LeeBoy 5300 Paver

The following specifications are based on the 5300 Paver manufactured by LeeBoy Group. Because of continuous equipment research and development, we reserve the right to change these specifications. For more information, questions or assistance preparing specifications, please contact your local LeeBoy sales representative.

Comply	1. <b>Dimensions:</b>
Y___ N___	a. Length: 15' 5" (4.69 m)
Y___ N___	b. Width: 4' 5" (1.346 m) transport 9' 7" (2.92 m) hopper wings down
Y___ N___	c. Height: 7' 8" (2.337 m)
Y___ N___	d. Total Weight (with screed): 12,700 lbs. (5,760 kg)
Y___ N___	2. <b>Engine:</b>
Y___ N___	a. Kubota turbocharged diesel, V2607-CR-TE4B
	b. Tier 4 Final – 64.4 hp (48 kw) @ 2,400 rpm
Y___ N___	3. <b>Capacities:</b>
Y___ N___	a. Fuel: 25 gallons (95 l)
Y___ N___	b. Hydraulic reservoir: 33 gallons (124.9 l)
Y___ N___	4. <b>Hopper:</b>
Y___ N___	a. Single 13.44" (.34 m) feeding conveyor
Y___ N___	b. Conveyor is controlled by automatic sensors
Y___ N___	c. Hopper size: 7 ton (6,350 kg)
Y___ N___	d. Hopper height: 22" (.559 m)
Y___ N___	5. <b>Paving Widths:</b>
	a. Variable up to 9' (2.7 m)
Y___ N___	6. <b>Paving Depths:</b>
Y___ N___	a. Manual flight screws positioned on the screed to control material thickness
Y___ N___	b. Depth: 0" to 6" (.152 m)
Y___ N___	c. <i>OPTIONAL: Hydraulically operated tow cylinders control material thickness with toggle switches for each side</i>
Y___ N___	7. <b>Screed:</b>
Y___ N___	a. HD mini full free floating 46" (1.16 m) screed, consisting of a 15.375" (.390 m) by 3' 10" (1.168 m) main screed
Y___ N___	b. Constructed of .375" (9.52 mm) AR 400 bolt-on wear plate for easy replacement
	8. <b>Screed Extensions:</b>

Y__ N__	a. Two 21.19" (.538 m) screed extensions hydraulically operated
Y__ N__	b. To eliminate seams, the heated extensions are adjustable and mounted flush with the main screed
Y__ N__	c. Includes replaceable .25" (.006m) AR 400 bottom wear plates
Y__ N__	<b>9. Screed Heat:</b>
Y__ N__	a. Two 54,000 BTU propane burners on main screed
Y__ N__	b. Each extension has one 36,000 BTU propane burner
Y__ N__	c. Two 36,000 BTU burner ignitors
Y__ N__	d. <i>OPTIONAL - Electric: Two 1000 watt and one 250 watt element on main screed</i>
	i. <i>Each extension has one 1000 watt element</i>
	ii. <i>7.5 kw generator mounted on tractor</i>
Y__ N__	<b>10. Screed Vibration:</b>
	a. Equipped with two hydraulic vibrators capable of producing 4,200 vibrations per minute
Y__ N__	<b>11. Screed Crown/Valley:</b>
Y__ N__	a. Equipped with a crown/invert adjustment allowing at least 1.5" (.038 m) in either direction
Y__ N__	b. Includes a leveling indicator for the operator to know when the screed is level
Y__ N__	<b>12. Under Auger Material Cutoff:</b>
	a. One hydraulically operated 3' 8" (1.11 m) wide cutoff located under the augers and constructed of .375" (9.52 mm) A-36 steel plate
Y__ N__	<b>13. Material Augers:</b>
Y__ N__	a. Two independent hydraulically operated cast augers constructed with .625" (.016 m) AR 4140 HT (heat treated) steel with replaceable flights
Y__ N__	b. Augers are 12" (.305 m) diameter
Y__ N__	<b>14. Operator's Platform:</b>
	a. Full machine width platform
Y__ N__	<b>15. Operator's Controls:</b>
	a. All control switches are in a single control box which can be moved from right side to left side
Y__ N__	<b>16. Steering:</b>
Y__ N__	a. One electric steering box can be moved from left to right operating station
Y__ N__	b. Electronically controlled pumps operated by the forward/reverse joysticks
Y__ N__	<b>17. Washdown System:</b>
	a. Electric pump with one 15' x .3125" (4.572 x .008 m) diameter hose

Y\_\_ N\_\_

Y\_\_ N\_\_

Y\_\_ N\_\_

Y\_\_ N\_\_

Y\_\_ N\_\_

#### 18. Hydraulic System:

- a. Variable volume hydraulic pumps for each drive
- b. Load sense pump controls augers, conveyor and all other hydraulic functions
- c. A hydraulic gear pump powers the hydraulically driven fan and provides charge pressure to the variable volume pump
- d. Hydraulic reservoir: 33 gallons (124 l)
- e. Hydraulic oil: all weather, all temperature

Y\_\_ N\_\_

#### 19. Push Rollers:

- a. Two 2.88" (.073 m) diameter rollers with sealed bearings mounted to allow pivoting on frame

Y\_\_ N\_\_

#### 20. Track Drive System:

- a. Hydrostatically powered, self-cleaning crawler type tracks consisting of drive sprocket, six rollers (two of which oscillate) and hydraulically adjustable front idler
- b. Drive mechanism has two torque hubs
- c. Fail safe brakes with anti-creep function
- d. Track size: 7" wide x 5' 1" long (.177 x 1.54 m) steel (wheel base)
- e. Paving speed: 0 to 151' per minute (1.7 mph)
- f. Travel speed: 0 to 239' per minute (2.7 mph)

Y\_\_ N\_\_

Y\_\_ N\_\_

Y\_\_ N\_\_

Y\_\_ N\_\_

Y\_\_ N\_\_

Y\_\_ N\_\_

Y\_\_ N\_\_

Y\_\_ N\_\_

Y\_\_ N\_\_

Y\_\_ N\_\_

Y\_\_ N\_\_

Y\_\_ N\_\_

Y\_\_ N\_\_

#### 21. Additional Standard Equipment:

- a. Back-up alarm
- b. Rotating safety beacon
- c. Operation LED light package
- d. Washdown tank, 5 gallon (18.92 l)
- e. Pressure transducers
- f. Sonic auger, sensors and cords
- g. Grade control wiring (Topcon or Spectra-Physics)
- h. Slim line end gates

Y\_\_ N\_\_

Y\_\_ N\_\_

Y\_\_ N\_\_

Y\_\_ N\_\_

Y\_\_ N\_\_

Y\_\_ N\_\_

Y\_\_ N\_\_

Y\_\_ N\_\_

Y\_\_ N\_\_

#### 22. Optional Equipment:

- a. Umbrella
- b. Electrically heated screed
- c. Telemetrics
- d. Left hand strike off
- e. Right hand strike off
- f. Hydraulic tow point adjustment
- g. Topcon, P-32, dual grade
- h. Pivot, swivel push roller

Y\_\_ N\_\_

Y\_\_ N\_\_

Y\_\_ N\_\_

Y\_\_ N\_\_

Y\_\_ N\_\_

Y\_\_ N\_\_

#### 23. Training, Support and Company

- a. Training and support manuals
- b. Optional on-site operator training by Dealer
- c. One-year, unlimited hours warranty against any manufacturer defects
- d. Extended warranty available
- e. 50+ years manufacturing experience
- f. ISO 9001 Certified

Y\_\_ N\_\_

g. Manufactured in the USA

SS-1003.1-EN

**LeeBoy**

09/13/2017 13:38



# 5300 Asphalt Paver



**LeeBoy**



## Performance Features:

One of the industry's most versatile and quietest compact pavers, the 5300 asphalt paver handles the material load of a standard paver while allowing for the ability to fit into tight spaces. By maintaining a large capacity material hopper and ultra-efficient material management system, the paver provides the operator with precise control of the head of material at the main screed and hydraulic extensions. This unique design is ideal for the smallest of paving jobs to include cart paths, sidewalks, trenches, mill, patch and repair work.

- 64 hp (45 kw) Kubota Tier 4 Final Diesel Engine
- Paving Widths Variable Up To 9' (2.7 m)
- Low Deck Configuration
- Traditional Single Control Functionality
- Sliding Operator Control Station
- Ultra-efficient Material Management System
- Hydraulic Pressure Sensors for System Monitoring
- 7 Ton (16,350 kg) Capacity Material Hopper
- Proven Legend Screed System
- Propane or Electric Screed Heat
- Heavy-duty Undercarriage and Track System



# 5300 Asphalt Paver Specifications

# LeeBoy

Dimensions	<ul style="list-style-type: none"> <li>- Length: 15' 5" (4.69 m)</li> <li>- Width: 4' 5" (1.346 m) transport 9' 7" (2.92 m) hopper wings down</li> <li>- Height: 7' 8" (2.337 m)</li> <li>- Total Weight: 12,700 lbs. (5,760 kg)</li> </ul>
Engine	Kubota turbocharged diesel, Tier 4 Final – 64.4 hp (48 kw)
Capacities	<ul style="list-style-type: none"> <li>- Fuel: 25 gallons (95 l)</li> <li>- Hydraulic reservoir: 33 gallons (124.9 l)</li> <li>- Washdown tank: 5 gallons (18.92 l)</li> </ul>
Hopper	Hopper size: 7 ton (6,350 kg)
Paving Widths	Variable up to 9' (2.7 m)
Paving Depths	<ul style="list-style-type: none"> <li>- Manual flight screws positioned on the screed to control material thickness</li> <li>- Depth: 0" to 6" (152 m)</li> </ul>
Screed	<ul style="list-style-type: none"> <li>- HD mini full free floating screed</li> <li>- Consisting of a main screed and two hydraulically operated screed extensions</li> <li>- Equipped with two hydraulic vibrators</li> </ul>
Screed Heat	<ul style="list-style-type: none"> <li>- Two propane burners on main screed</li> <li>- One propane burner on each extension</li> <li>- OPTIONAL – Electric heat</li> </ul>
Screed Crown/Valley	<ul style="list-style-type: none"> <li>- Equipped with a crown/invert adjustment</li> <li>- Includes a leveling indicator for the operator</li> </ul>
Material Handling	<ul style="list-style-type: none"> <li>- One hydraulically operated under auger material cutoff</li> <li>- Two 12" (.305 m) independent hydraulically operated cast augers</li> </ul>

Operator's Platform	Full machine width platform
Operator's Controls	All control switches are in a single control box which can be moved from right side to left side
Steering	<ul style="list-style-type: none"> <li>- One electric steering box can be moved from left to right operating station</li> <li>- Electronically controlled pumps operated by the forward/reverse joysticks</li> </ul>
Washdown System	Electric pump with hose
Push Rollers	Two rollers with sealed bearings mounted to allow pivoting on frame
Track Drive System	<ul style="list-style-type: none"> <li>- Hydrostatically powered, self-cleaning crawler type</li> <li>- Track size: 7" wide x 5' 1" long (.177 x 1.54 m) steel (wheel base)</li> <li>- Paving speed: 0 to 151' per minute (1.7 mph)</li> <li>- Travel speed: 0 to 239' per minute (2.7 mph)</li> </ul>
Additional Standard Equipment	<ul style="list-style-type: none"> <li>- Back-up alarm</li> <li>- Rotating LED safety beacon</li> <li>- LED working light package</li> <li>- Pressure transducers</li> <li>- Sonic auger, sensors and cords</li> <li>- Grade control wiring (Topcon or Spectra-Physics)</li> <li>- Slim line end gates</li> <li>- 9' (2.74 m) paving kit</li> </ul>
Optional Equipment	<ul style="list-style-type: none"> <li>- Umbrella</li> <li>- Electrically heated screed</li> <li>- Telemetrics</li> <li>- Left hand strike off</li> <li>- Right hand strike off</li> <li>- Hydraulic tow point adjustment</li> <li>- Topcon, P-32, dual grade</li> <li>- Pivot, swivel push roller</li> <li>- Steering wheel</li> </ul>

# LeeBoy

VT LeeBoy, Inc. ■ 500 Lincoln County Parkway Extension ■ Lincolnton, NC 28092 ■ 704.966.3300  
For additional products or information, visit our website: [www.LeeBoy.com](http://www.LeeBoy.com)

BR-10031-EN This document contains information applicable for the U.S. and U.S. Territories. For International product availability, specifications and support, please contact your authorized LeeBoy representative. The technical data contained herein is subject to change due to continuous engineering and development. Accordingly, LeeBoy Group reserves the right to modify at any time.



09/13/2017 13:38

Product Specifications  
**LeeBoy 6150 Asphalt Paver**  
**Rubber Wheeled Type, Self-Propelled Paver**

The following specifications are based on the 6150 Asphalt Paver manufactured by LeeBoy Group. Because of continuous equipment research and development, we reserve the right to change these specifications. For more information, questions or assistance preparing specifications, please contact your local LeeBoy sales representative.

Comply	<b>1. Dimensions:</b>
Y___ N___	a. Length: 16' 6" (5.03 m)
Y___ N___	b. Width: 8' 6" (2.59 m) transport 10' 7" (3.21 m) hopper wings down
Y___ N___	c. Height: 7' 8" (2.34 m)
Y___ N___	d. Total Weight (with LP screed): 17,550 lbs. (7,960 kg)
Y___ N___	<b>2. Engine:</b>
Y___ N___	a. Kubota turbocharged diesel
	b. Tier 4 Final – 74hp (55 kw) @ 2,200 RPM
Y___ N___	<b>3. Capacities:</b>
Y___ N___	a. Fuel: 36 gallons (140 l)
	b. Hydraulic: 36 gallons (140 l)
Y___ N___	<b>4. Hopper:</b>
Y___ N___	a. Conveyor fed
Y___ N___	b. Side wings hydraulically fold in or out
Y___ N___	c. Hopper size: 7 ton (6,350 kg)
Y___ N___	d. Hopper height: 22" (.559 m)
Y___ N___	<b>5. Paving Widths:</b>
	a. Machine has variable paving widths up to 15' (4.6 m)
Y___ N___	<b>6. Paving Depths:</b>
	a. Depth: 0" to 6" (.152 m)
Y___ N___	<b>7. Screed:</b>
Y___ N___	a. Legend propane screed
Y___ N___	b. 8' (2.43 m) main screed
Y___ N___	c. Constructed of .375" (9.5 mm) AR 400 bolt-on wear plates for easy replacement
Y___ N___	<b>8. Screed Extensions:</b>
Y___ N___	a. Two 44" (1.18 m) screed extensions hydraulically actuated to a width of 15' (4.57 m)
	b. The heated extensions are mounted flush with the main screed and are adjustable with the angle of attack

Y___ N___	c. Includes replacement .25" (6.35 mm) AR 400 bottom wear plates
Y___ N___	<b>9. Screed Heat (Propane):</b>
Y___ N___	a. Two 54,000 BTU propane burners on main screed
Y___ N___	b. Each extension has one 36,000 BTU propane burner
Y___ N___	c. One 36,000 BTU burner ignitor
Y___ N___	<b>10. Screed Vibration:</b>
Y___ N___	a. Equipped with two hydraulic vibrators capable of producing 2,000 vibrations per minute
Y___ N___	<b>11. Screed Crown/Invert:</b>
Y___ N___	a. Equipped with a crown/invert adjustment allowing at least 2" (76.2 mm) of crown and .75" (19.05 mm) of valley
Y___ N___	b. Includes a leveling indicator for the operator to know when the screed is level
Y___ N___	<b>12. Screed End Gates:</b>
Y___ N___	a. Equipped with vertical height adjustment and tilt
Y___ N___	<b>13. Under Auger Material Cutoff:</b>
Y___ N___	a. Two independent hydraulically operated 4' (0.051 m) wide gates located under the augers and constructed of at least .375" (.009 m) A-36 plate steel
Y___ N___	<b>14. Material Augers:</b>
Y___ N___	a. Two 12" (.305 m) replaceable segmented augers constructed of casted .625" (.016 m) thick Ni-hard steel
Y___ N___	b. Augers can be controlled automatically by sonic sensors (non-contacting)
Y___ N___	<b>15. Operator's Platform:</b>
Y___ N___	a. Full machine width platform with dual seats
Y___ N___	<b>16. Operator's Controls:</b>
Y___ N___	a. High deck/low deck configuration
Y___ N___	b. Dash panel is movable from left to right and contains all machine controls
Y___ N___	c. Pivot steer and posi-trac
Y___ N___	d. Equipped with auger and conveyor bypass
Y___ N___	e. E-stop
Y___ N___	<b>17. Steering:</b>
Y___ N___	a. Dual electronic steering wheels with joystick for forward, reverse operation
Y___ N___	b. Allows driver control from right or left side of paver
Y___ N___	<b>18. Washdown System:</b>
Y___ N___	a. Heavy-duty electric pump with two 25' x .375" (7.62 x .009 m) diameter hose reels and spray nozzles

Y___ N___	b. Washdown Tank: 7 gallons (26.4 l)
Y___ N___	<b>19. Hydraulic System:</b>
Y___ N___	a. Variable volume hydraulic pumps for each drive
Y___ N___	b. Fixed volume gear pump for augers and general functions
Y___ N___	c. Fixed volume gear pump for conveyors
Y___ N___	d. Fixed volume gear pump for generator and steering
Y___ N___	e. Hydraulic reservoir: 36 gallons (140 l)
Y___ N___	<b>20. Push Rollers:</b>
Y___ N___	a. Two 3" (0.076 m) diameter rollers with sealed bearings mounted on a swivel frame
Y___ N___	b. Vertically adjustable push rollers, 7" (.178 m) of height adjustment
Y___ N___	<b>21. Wheeled Drive System:</b>
Y___ N___	a. Hydrostatic drive with 2-speed hydrostatic motors
Y___ N___	b. Rear: 385/65 R22.5 heavy-duty hydroinflated truck tires
Y___ N___	c. Front: steerable wheels, 12" x 22" (.304 x .558 m) diameter solid rubber tires
Y___ N___	d. Paving speed: 0 to 228' per minute (2.6 mph)
Y___ N___	e. Travel speed: 0 to 660' per minute (7.5 mph)
Y___ N___	<b>22. Additional Standard Equipment:</b>
Y___ N___	a. Back-up alarm
Y___ N___	b. Lockable fuel and hydraulic caps
Y___ N___	c. Rotating LED safety beacon
Y___ N___	d. LED work lights
Y___ N___	e. Electronic gauge package (oil pressure, hour meter, fuel gauge, volt meter, water temp, tachometer, hydraulic oil temp, hydraulic level warning, engine diagnostics)
Y___ N___	<b>23. Optional Equipment:</b>
Y___ N___	a. Legend electric heated screed, variable up to 15' (4.572 m), 10 kw generator
Y___ N___	b. Heavy-duty Legend electric heated screed, variable up to 15' (4.572 m), 10kw generator
Y___ N___	c. S-curve elements (Legend HD screed only)
Y___ N___	d. Heated end gates (Legend HD screed only)
Y___ N___	e. 3:1 flight screw adjusters (Legend HD screed only)
Y___ N___	f. 12" x 4.5" (.304 x .11 m) berm extension, left and right (Legend HD screed only)
Y___ N___	g. Sloping screed extensions
Y___ N___	h. Truck hitch
Y___ N___	i. Umbrella: 1 or 2
Y___ N___	j. Power crown
Y___ N___	k. Wiring only, grade controls, includes A/M module Sonic grade control both sides
Y___ N___	l. Dual sonic grade (Topcon System P-32)
Y___ N___	m. Dual sonic grade and slope (Topcon System P-32)
Y___ N___	n. 20-foot ski (6.096 m)
Y___ N___	o. 30-foot (9.144 m) to 40-foot ski (12.192 m)
Y___ N___	p. 12" (0.304 m) auger extensions (right and left)

Y__ N__	q. 24" (0.610 m) auger extensions and shields (right and left)
Y__ N__	<b>24. Training, Support and Company</b>
Y__ N__	a. Training and support manuals
Y__ N__	b. Optional on-site operator training by Dealer
Y__ N__	c. One-year, unlimited hours warranty against any manufacturer defects
Y__ N__	d. Extended warranty available
Y__ N__	e. 50+ years manufacturing experience
Y__ N__	f. ISO 9001 Certified
Y__ N__	g. Manufactured in the USA

# 6150 Asphalt Paver



# LeeBoy



## Performance Features:

The LeeBoy 6150 wheeled asphalt paver was truly designed with the paving professional in mind. With a quicker travel speed, this paver delivers a quality mat while easily maneuvering from point to point. Given traditional LeeBoy style and operation, the operator has a choice of working in a high-deck or low-deck configuration which can greatly benefit visibility depending on the application. Improved easy-to-reach service compartments allows quick access for regular maintenance requirements.

- 74 hp (55 kw) Kubota Tier 4 Final Diesel Engine
- Paving Widths Variable Up To 15' (4.6 m)
- Paving Speeds: 0 to 228' per minute (2.6 mph)
- Travel Speed: 0 to 660' per minute (7.5 mph)
- Operator's Choice: High or Low Deck Configuration
- Dual Electronic Steering Wheels
- Sliding Operator Control Station
- 4 Ton (8,350 kg) Capacity Material Hopper
- Propane or Electric (optional) Spread Heat
- Vertically Adjustable Oscillating Push Rollers
- Under Auger Material Cutoff



# 6150 Asphalt Paver Specifications

# LeeBoy

Dimensions	<ul style="list-style-type: none"> <li>- Length: 16' 6" (5.03 m)</li> <li>- Width: 8' 6" (2.59 m) transport 10' 7" (3.21 m) hopper wings down</li> <li>- Height: 7' 8" (2.337 m)</li> <li>- Total Weight: 17,550 lbs. (7,960 kg)</li> </ul>
Engine	Kubota turbocharged diesel, Tier 4 Final – 74 hp (55 kw)
Capacities	<ul style="list-style-type: none"> <li>- Fuel: 36 gallons (140 l)</li> <li>- Hydraulic reservoir: 36 gallons (140 l)</li> <li>- Washdown tank: 7 gallons (26.4 l)</li> </ul>
Hopper	Hopper size: 7 ton (6,350 kg)
Paving Widths	Variable up to 15' (4.6 m)
Paving Depths	<ul style="list-style-type: none"> <li>- Manual flight screws positioned on the screed to control material thickness</li> <li>- Depth: 0" to 6" (152 m)</li> </ul>
Screed	<ul style="list-style-type: none"> <li>- Legend propane heated screed standard</li> <li>- Consisting of a main screed and two hydraulically operated screed extensions</li> <li>- Equipped with two hydraulic vibrators</li> </ul>
Screed Heat	<ul style="list-style-type: none"> <li>- Two propane burners on main screed</li> <li>- One propane burner on each extension</li> <li>- OPTIONAL – Electric heat</li> </ul>
Screed Crown/Valley	<ul style="list-style-type: none"> <li>- Equipped with a crown/invert adjustment</li> <li>- Includes a leveling indicator for the operator</li> </ul>
Material Handling	<ul style="list-style-type: none"> <li>- Two independent hydraulically operated under auger material cutoffs</li> <li>- Two 12" (.305 m) independent hydraulically operated cast augers</li> </ul>

Operator's Platform	Full machine width platform
Operator's Controls	All control switches are in a single control box which can be moved from right side to left side
Steering	<ul style="list-style-type: none"> <li>- Dual electronic steering</li> <li>- Electronically controlled pumps operated by the forward/reverse joysticks</li> </ul>
Washdown System	Electric pump with hose and two hose reels
Push Rollers	Two vertically adjustable rollers with sealed bearings mounted to allow pivoting on frame
Wheeled Drive System	<ul style="list-style-type: none"> <li>- Hydrostatic drive using hydrostatic pump which drives left and right sides</li> <li>- Rear: 385/65 R22.5 heavy-duty hydroinflated truck tires</li> <li>- Front: steerable wheels, 12" x 22" (.304 x .558 m) diameter solid rubber tires</li> <li>- Paving speed: 0 to 228' per minute (2.6 mph)</li> <li>- Travel speed: 0 to 660' per minute (7.5 mph)</li> </ul>
Additional Standard Equipment	<ul style="list-style-type: none"> <li>- Back-up alarm</li> <li>- Rotating LED safety beacon</li> <li>- Lockable fuel and hydraulic caps</li> <li>- Electronic gauge package</li> </ul>
Optional Equipment	<ul style="list-style-type: none"> <li>- Legend electric screed, variable up to 15' (4.5 m) with 10kw generator</li> <li>- Heavy-duty Legend electric screed, variable up to 15' (4.5 m), 10kw generator, s-curve elements</li> <li>- Heated end gates (HD screed only)</li> <li>- 3:1 flight screw adjusters (HD screed only)</li> <li>- Screed extension vibration (HD screed only)</li> <li>- Berm extensions, 12" x 4.5" (.30 x .11 m), Left and Right (HD screed only)</li> <li>- Sloping screed extensions</li> <li>- Truck hitch</li> <li>- Umbrellas: 1 or 2</li> <li>- Power crown</li> <li>- Grade controls, wiring only</li> <li>- Dual grade or dual grade &amp; slope, TopCon</li> <li>- 12" (.304 m) or 24" (.610 m) auger extensions</li> </ul>

# LeeBoy

VT LeeBoy, Inc. ■ 500 Lincoln County Parkway Extension ■ Lincolnton, NC 28092 ■ 704.966.3300  
For additional products or information, visit our website: [www.LeeBoy.com](http://www.LeeBoy.com)

BR-1004.0-EN This document contains information applicable for the U.S. and U.S. Territories. For international product availability, specifications and support, please contact your authorized LeeBoy representative. The technical data contained herein is subject to change due to continuous engineering and development. Accordingly, LeeBoy Group reserves the right to modify at any time.

**BUILT BY** LISTENING  
KNOWLEDGE  
EXPERTISE



09/13/2017 13:39



Product Specifications  
**LeeBoy 7000C Asphalt Paver**  
**Low Deck**

The following specifications are based on the 7000C Asphalt Paver manufactured by LeeBoy Group. Because of continuous equipment research and development, we reserve the right to change these specifications. For more information, questions or assistance preparing specifications, please contact your local LeeBoy sales representative.

Comply	<b>1. Dimensions:</b>
Y___ N___	a. Length: 12'6" (3.76 m)
Y___ N___	b. Width: 8'6" (2.59 m) transport 10' (3.05 m) hopper wings down
Y___ N___	c. Height: 7' (2.13 m), adjustable to 6'4" (1.93 m)
Y___ N___	d. Total Weight (with screed): 13,000 lbs. (5,897 kg)
Y___ N___	<b>2. Engine:</b>
Y___ N___	a. Kubota water cooled, turbocharged
	b. Tier 4 Final – 65 hp (48kw) @ 2,400 rpm
Y___ N___	<b>3. Capacities:</b>
Y___ N___	a. Fuel: 13 gallons (49 l)
Y___ N___	b. Hydraulic: 40 gallons (151 l)
Y___ N___	c. Washdown tank: 7.5 Gallons (28.4 l)
Y___ N___	<b>4. Hopper:</b>
Y___ N___	a. Dual 36" (.914 m) feeding conveyors
Y___ N___	b. Each conveyor is independent with automatic cut-offs
Y___ N___	c. Hopper is hydraulically raiseable to allow for cleaning and service
Y___ N___	d. Hopper size: 6 ton (5,443 kg)
Y___ N___	e. Hopper height: 22" (.559 m)
Y___ N___	<b>5. Paving Widths:</b>
	a. Variable up to 13' (3.92 m)
Y___ N___	<b>6. Paving Depths:</b>
Y___ N___	a. Includes manual flights screws positioned on the screed
Y___ N___	b. Depth: 0" to 6" (.152 m)
Y___ N___	c. <i>OPTIONAL: Electrically operated thickness screws with toggle switches connected to a heavy-duty coil cord to allow operation from either side of the paver</i>
Y___ N___	<b>7. Screed:</b>
Y___ N___	a. (Legend) full free floating 19" (.483 m) screed, consisting of a 13" (.330 m) by 8' (2.438 m) wide main screed
Y___ N___	

	b. Constructed of .375" (.010 m) AR 400 bolt-on wear plates for easy replacement
Y___ N___	<b>8. Screed End Gates:</b>
	a. Equipped with vertical height adjustment and tilt
Y___ N___	<b>9. Screed Extensions:</b>
Y___ N___	a. Two 44" (1.118 m) screed extensions hydraulically actuated to a width of 13' (3.96 m)
Y___ N___	b. To eliminate seams, the heated extensions are mounted flush with the main screed and are adjustable with the angle of attack
	c. Includes replacement .25" (.006m) AR 400 bottom wear plates
Y___ N___	<b>10. Screed Heat:</b>
Y___ N___	a. Two 54,000 BTU propane burners on main screed
Y___ N___	b. Each extension has one 36,000 BTU propane burner
	c. One 36,000 BTU burner ignitor
Y___ N___	<b>11. Screed Vibration:</b>
	a. Equipped with a hydraulic vibrator capable of producing 1,800 vibrations per minute
Y___ N___	<b>12. Screed Crown/Invert:</b>
Y___ N___	a. Equipped with a crown/invert adjustment allowing at least 2" (.051m) of crown and 1.5" (.038 m) of valley
	b. Includes a leveling indicator for the operator to know when the screed is level
Y___ N___	<b>13. Material Flow Gates:</b>
	a. Two independent hydraulically operated 4' (1.219 m) wide gates located under the augers and constructed of at least .25" (.006 m) A-36 plate steel
Y___ N___	<b>14. Material Augers:</b>
	a. Two independently automatically or manually operated hydraulic casted segmented augers constructed with .625" (.016 m) AR 4140 HT (heat treated) steel with replaceable flights
Y___ N___	b. Augers are 9" (.229 m) diameter
Y___ N___	c. Unit is wired for sonic auger controls
Y___ N___	<b>15. Operator's Platform:</b>
	a. Full machine width platform with left hand seat
Y___ N___	<b>16. Operator's Controls:</b>
Y___ N___	a. All control levers are on the left side
Y___ N___	b. Right side levers include left and right drive control, right auger, right screed extensions
Y___ N___	c. Includes a horn and back-up alarm

Y\_\_\_ N\_\_\_

**17. Steering:**

- a. Independent hydrostatic steering from the left to right side of machine

Y\_\_\_ N\_\_\_

**18. Washdown System:**

- a. Electric pump with one 22' x .375" (6.706 x .009 m) and one 15' x .375" (4.572 x .009m) diameter hose

Y\_\_\_ N\_\_\_

**19. Hydraulic System:**

- a. Variable volume hydraulic pumps for each drive  
b. A constant volume pump for conveyors and a constant volume pump for all other hydraulic functions  
c. Equipped with hydraulic oil cooler  
d. Hydraulic reservoir: 40 gallons (151 l)

Y\_\_\_ N\_\_\_

Y\_\_\_ N\_\_\_

Y\_\_\_ N\_\_\_

Y\_\_\_ N\_\_\_

**20. Push Rollers:**

- a. Two 3" (.076 m) diameter rollers with sealed bearings mounted on swivel frame

Y\_\_\_ N\_\_\_

**21. Track Drive System:**

- a. Hydrostatically powered, self-cleaning friction drive tracks consisting of two drive tires, one roller and hydraulically adjustable front idler  
b. Drive mechanism consists of two torque hubs for variable speeds  
c. Track size: 14" wide x 5' long (.356 x 1.524 m) steel  
d. Paving speed: 0 to 210' per minute (2.4 mph)  
e. Travel speed: 0 to 210' per minute (2.4 mph)

Y\_\_\_ N\_\_\_

Y\_\_\_ N\_\_\_

Y\_\_\_ N\_\_\_

Y\_\_\_ N\_\_\_

Y\_\_\_ N\_\_\_

**22. Additional Standard Equipment:**

- a. Back-up alarm  
b. Rotating safety beacon  
c. Gauge package (electronic Murphy PU480 display containing oil pressure, voltmeter, fuel)  
d. Glow plugs

Y\_\_\_ N\_\_\_

Y\_\_\_ N\_\_\_

Y\_\_\_ N\_\_\_

Y\_\_\_ N\_\_\_

Y\_\_\_ N\_\_\_

**23. Optional Equipment:**

- a. Sonic auger  
b. Truck hitch  
c. 12" (.305 m) auger extensions  
d. Sonic grade control one side  
e. Sonic grade control both sides  
f. Grade control wiring (Topcon or Spectra-Physics)  
g. Failsafe brake with non-creeping feature  
h. Dual sonic grade and slope  
i. Umbrella  
j. Right hand seat  
k. Electric tow point control with hand held remotes

Y\_\_\_ N\_\_\_

Y\_\_\_ N\_\_\_

Y\_\_\_ N\_\_\_

Y\_\_\_ N\_\_\_

Y\_\_\_ N\_\_\_

Y\_\_\_ N\_\_\_

Y\_\_\_ N\_\_\_

Y\_\_\_ N\_\_\_

Y\_\_\_ N\_\_\_

Y\_\_\_ N\_\_\_


Y\_\_ N\_\_  
Y\_\_ N\_\_  
Y\_\_ N\_\_  
Y\_\_ N\_\_  
Y\_\_ N\_\_  
Y\_\_ N\_\_  
Y\_\_ N\_\_

#### 24. Training, Support and Company

- a. Training and support manuals
- b. Optional on-site operator training by Dealer
- c. One-year, unlimited hours warranty against any manufacturer defects
- d. Extended warranty available
- e. 50+ years manufacturing experience
- f. ISO 9001 Certified
- g. Manufactured in the USA

# 7000C Asphalt Paver



# LeeBoy



## Performance Features:

Using our proven Legend Screed technology, the 7000C delivers a quality end result while maintaining extreme versatility. This large capacity paver is a classic entry-level conveyor paver able to maneuver flawlessly around obstacles in smaller operational areas such as parking lots and driveways. Highlighting the industry's widest conveyor system within its class, the 7000C quickly preforms the job it has set to accomplish - laying a consistent presentable mat each time.

- 65 hp (48 kw) Kubota Tier 4 Final Diesel Engine
- Paving Widths Variable Up To 13' (3.9 m)
- Low Deck Configuration
- Hydraulic Controls
- Operator Control Functions on Both Sides of Unit
- Two 3' (0.91 m) wide automatic conveyors
- Gauge Package for System Monitoring
- 6 Ton (5,443 kg) Capacity Material Hopper
- Proven Legend Screed System
- Heated and Vibrating Screed System
- Heavy-duty Undercarriage and Track System



# 7000C Asphalt Paver Specifications

# LeeBoy

Dimensions	<ul style="list-style-type: none"> <li>- Length: 12' 6" (3.76 m)</li> <li>- Width: 8' 6" (2.59 m) transport 10' (3.05 m) hopper wings down</li> <li>- Height: 7' (2.13 m), adjustable to 6' 4" (1.93 m)</li> <li>- Total Weight: 13,000 lbs. (5,897 kg)</li> </ul>
Engine	Kubota turbocharged diesel, Tier 4 Final – 65 hp (48 kw)
Capacities	<ul style="list-style-type: none"> <li>- Fuel: 13 gallons (49 l)</li> <li>- Hydraulic reservoir: 40 gallons (151 l)</li> <li>- Washdown tank: 7.5 gallons (28.4 l)</li> </ul>
Hopper	Hopper size: 6 ton (5,443 kg)
Paving Widths	Variable up to 13' (3.9 m)
Paving Depths	<ul style="list-style-type: none"> <li>- Manual flight screws positioned on the screed to control material thickness</li> <li>- Depth: 0" to 6" (152 m)</li> </ul>
Screed	<ul style="list-style-type: none"> <li>- Legend full free floating screed</li> <li>- Consisting of a main screed and two hydraulically operated screed extensions</li> <li>- Equipped with one hydraulic vibrator</li> </ul>
Screed Heat	<ul style="list-style-type: none"> <li>- Two propane burners on main screed</li> <li>- One propane burner on each extension</li> </ul>
Screed Crown/Valley	<ul style="list-style-type: none"> <li>- Equipped with a crown/valley adjustment</li> <li>- Includes a depth indicator for the operator</li> </ul>
Material Handling	<ul style="list-style-type: none"> <li>- Two independent hydraulically operated under auger material cut-off gate</li> <li>- Two 9" (.305 m) diameter independent hydraulically operated cast augers</li> </ul>

Operator's Platform	Full machine width platform, left hand seat
Operator's Controls	<ul style="list-style-type: none"> <li>- All control levers are on left side</li> <li>- Right side levers include left/right drive control, right auger, right screed extensions</li> </ul>
Steering	- Independent hydrostatic steering from left or right side of machine
Washdown System	Electric pump with two hoses
Push Rollers	Two rollers with sealed bearings mounted on a swivel frame
Track Drive System	<ul style="list-style-type: none"> <li>- Hydrostatically powered, self-cleaning friction drive tracks</li> <li>- Track size: 14" wide x 5' long (.356 x 1.52 m) steel (wheel base)</li> <li>- Paving speed: 0 to 210' per minute (2.4 mph)</li> <li>- Travel speed: 0 to 210' per minute (2.4 mph)</li> </ul>
Additional Standard Equipment	<ul style="list-style-type: none"> <li>- Back-up alarm</li> <li>- Rotating safety beacon</li> <li>- Electronic gauge package (oil pressure, voltmeter, fuel)</li> </ul>
Optional Equipment	<ul style="list-style-type: none"> <li>- Umbrella</li> <li>- LED working light package</li> <li>- Electronic tow point control</li> <li>- Sonic auger, sensors and cords</li> <li>- Sonic grade control, one or both sides</li> <li>- Fail-safe brake</li> <li>- 12" (.305 m) auger extensions</li> <li>- Truck hitch</li> <li>- Right hand seat</li> <li>- Hose reel</li> </ul>

# LeeBoy

VT LeeBoy, Inc. ■ 500 Lincoln County Parkway Extension ■ Lincolnton, NC 28092 ■ 704.966.3300  
For additional products or information, visit our website: [www.LeeBoy.com](http://www.LeeBoy.com)

BR-1005.1-EN This document contains information applicable for the U.S. and U.S. Territories. For International product availability, specifications and support, please contact your authorized LeeBoy representative. The technical data contained herein is subject to change due to continuous engineering and development. Accordingly, LeeBoy Group reserves the right to modify at any time.

**BUILT BY** LISTENING  
KNOWLEDGE  
EXPERTISE



09/13/2017 13:40

## Product Specifications

### **LeeBoy 8500D Asphalt Paver**

**The following specifications are based on the 8500D Asphalt Paver manufactured by LeeBoy Group. Because of continuous equipment research and development, we reserve the right to change these specifications. For more information, questions or assistance preparing specifications, please contact your local LeeBoy sales representative.**

Comply	<b>1. Dimensions:</b>
Y___ N___	a. Length: 12' 5.5" (3.79 m)
Y___ N___	b. Width: 8' 6" (2.59 m) transport 10' (3.05 m) hopper wings down
Y___ N___	c. Height: 8' 4" (2.54 m)
Y___ N___	d. Total Weight (with screed): 15,800 lbs. (7,167 kg)
Y___ N___	<b>2. Engine:</b>
Y___ N___	a. Kubota, V2607-E4B
	b. Tier 4 Final – 65hp (48kW) @ 2,400 RPM
Y___ N___	<b>3. Capacities:</b>
Y___ N___	a. Fuel: 17 gallons (66.5 l)
Y___ N___	b. Hydraulic Reservoir: 40 gallons (151 l)
Y___ N___	c. Washdown tank: 7 gallons (27 l)
Y___ N___	<b>4. Hopper:</b>
Y___ N___	a. Dual 36" (.914 m) feeding conveyors
Y___ N___	b. Each conveyor is independent with automatic cut-offs
Y___ N___	c. Conveyor is hydraulically raiseable to allow for cleaning and service
Y___ N___	d. Hopper size: 7.5 ton (6,804 kg) – high deck
Y___ N___	e. Hopper height: 22" (.559 m)
Y___ N___	<b>5. Paving Widths:</b>
	a. Variable up to 15' (4.57 m)
Y___ N___	<b>6. Paving Depths:</b>
	a. Manually operated tow point screws with optional toggle switches connected to a 6" (152 mm) electric screw to control depth to allow operation from either side of paver
Y___ N___	b. Includes manual flight screws positioned on the screed
Y___ N___	c. Depth: 0" to 6" (.152 m)
Y___ N___	<b>7. Screed:</b>
	a. (Legend) full floating 22" (.559 m) screed, consisting of a 15" (.381 m) by 8' (2.438 m) main screed
Y___ N___	b. Constructed of .375" (.010 m) HARDOX 400 bolt-on wear plates for easy replacement

Y___ N___	c. Wear plate has integral bullnose on front
Y___ N___	<b>8. Screed End Gates:</b> a. Equipped with vertical height adjustment and tilt
Y___ N___	<b>9. Screed Extensions:</b> a. Two 44" (1.11 m) screed extensions hydraulically operated b. To eliminate seams, the heated extensions have adjustable angle of attack and mounted flush with the main screed c. Includes replacement .25" (.006m) AR 400 bottom wear plates
Y___ N___	<b>10. LP Screed Heat Standard:</b> a. Two 54,000 BTU propane burners on main screed b. Each extension has one 36,000 BTU propane burner c. One 36,000 BTU burner ignitor d. Performance specs: Basic: 8' (2.44 m) Maximum: 15' (4.57 m) e. Main screed: .375" (.01 m) AR400 steel, 15" (.38 m) f. Extensions: .25" (.006 m) AR400 steel, 7" (.178 m) g. Extensions length: 3' 6" (1.070 m) h. Walkway width: 12" (.305 m)
Y___ N___	<b>OR</b>
Y___ N___	<i>Electric Screed Heat Optional:</i> 1. Heating system: Electric 2. Performance specs: Basic: 8' (2.44 m) Maximum: 15' (4.57 m) 3. Main screed: .375" (.01 m) AR400 steel, 15" (.38 m) 4. Extensions: .25" (.006 m) AR400 steel, 7" (.178 m) 5. Extensions length: 3' 6" (1.070 m) 6. Walkway width: 12" (.305 m) 7. Self-contained, hydraulically driven generator heating system 8. Environmentally sealed blade heaters on main screen and extensions 9. Control system: Electric heating controls 10. Power source: Hydraulically driven generator 11. Heating element: Four blade elements – one in each extension and one in each side of main screed
Y___ N___	<b>11. Screed Vibration:</b> a. Equipped with a hydraulic vibrator capable of producing 2,400 vibrations per minute
Y___ N___	<b>12. Screed Crown/Invert:</b> a. Equipped with a crown/invert adjustment allowing at least 2" (.051m) of crown and 1.5" (.038 m) of valley b. Includes a leveling indicator for the operator to know when the screed is level
Y___ N___	<b>13. Under Auger Material Cutoff:</b>



Y\_\_\_ N\_\_\_

- a. Two independent hydraulically operated 4' (1.219 m) wide gates located under the augers and constructed of at least .25" (.006 m) A-36 plate steel

**14. Material Augers:**

Y\_\_\_ N\_\_\_

- a. Two independent automatic or manual operated hydraulic cast segmented augers constructed with .625" (.016 m) AR 4140 HT (heat treated) steel with replaceable flights  
b. Augers are 9" (.229 m) diameter  
c. Controlled automatically with sonic units (non-contacting) - optional

Y\_\_\_ N\_\_\_

Y\_\_\_ N\_\_\_

**15. Operator's Platform (Optional Low Deck):**

Y\_\_\_ N\_\_\_

Y\_\_\_ N\_\_\_

- a. Seat mounted on the screed  
b. Can be moved from left or right or removed for standing

**16. Operator's Platform (Optional High Deck):**

Y\_\_\_ N\_\_\_

Y\_\_\_ N\_\_\_

Y\_\_\_ N\_\_\_

- a. Full machine width platform with both right and left hand seats  
b. 4' 6" (1.371 m) above ground  
c. Includes a lockable cover for the instrument panel

**17. Operator's Controls:**

Y\_\_\_ N\_\_\_

Y\_\_\_ N\_\_\_

Y\_\_\_ N\_\_\_

- a. All control levers are on the left side  
b. Right side levers include left and right drive control, right auger, right screed extensions, hopper and cut-offs  
c. Dash slides from left to right

**18. Steering:**

Y\_\_\_ N\_\_\_

- a. Independent hydrostatic steering from the left or right side of machine

**19. Washdown System:**

Y\_\_\_ N\_\_\_

- a. Electric pump with one 15' x .3125" (4.572 x .008 m) diameter hose and hose wrap

**20. Hydraulic System:**

Y\_\_\_ N\_\_\_

Y\_\_\_ N\_\_\_

Y\_\_\_ N\_\_\_

Y\_\_\_ N\_\_\_

- a. Variable volume hydraulic pumps for each drive  
b. A constant volume pump for conveyors and a constant volume pump for all other hydraulic functions  
c. Hydraulic reservoir: 40 gallons (151 l)  
d. Hydraulic oil: all weather, all temperature

**21. Push Rollers:**

Y\_\_\_ N\_\_\_


- a. Two 3" (.076 m) diameter rollers with sealed bearings mounted on swivel frame

**22. Track Drive System:**

Y___ N___	a. Hydrostatically powered, self-cleaning crawler type tracks consisting of drive sprocket, four rollers and hydraulically adjustable front idler
Y___ N___	b. Drive mechanism is torque hub driven which consist of two speeds and obtained by means of a toggle switch
Y___ N___	c. Fail safe brakes with anti-creep function
Y___ N___	d. Track size: 12" wide x 77" long (.305 x 1.956 m) steel OR Optional: 14" wide x 77" long (.356 x 1.956 m) poly
Y___ N___	e. Paving speed: 0 to 140' per minute (1.6 mph)
Y___ N___	f. Travel speed: 0 to 240' per minute (2.7 mph)
<b>23. Additional Standard Equipment:</b>	
Y___ N___	a. Back-up alarm
Y___ N___	b. Rotating safety beacon
Y___ N___	c. Gauge package (oil pressure, hour meter, voltmeter, electric fuel gauge, water temp, tachometer)
Y___ N___	d. Glow plugs
Y___ N___	e. Vandalism protection covers
Y___ N___	f. Horn
Y___ N___	g. Spray down system with 2 hose wraps
<b>24. Optional Equipment:</b>	
Y___ N___	a. Legend electrically heated screed 8' to 15' (2.438 m x 4.572 m)
Y___ N___	b. 14" (.356 m) polyurethane pad track
Y___ N___	c. High-deck configuration
Y___ N___	d. Truck hitch
Y___ N___	e. Umbrella (1 or 2)
Y___ N___	f. Operating light package (4 night operating lights)
Y___ N___	g. Sonic auger, sensors and cords
Y___ N___	h. Electric screws for tow point activation
Y___ N___	i. Dual sonic grade and slope (Topcon System P-32)
Y___ N___	j. Hose reel, 15' x .3125" (4.572 x .008 m) diameter hose
Y___ N___	k. Wiring only, grade controls (includes Topcon A/M modules)
Y___ N___	l. Dual sonic grade control, both sides (Topcon System P-32)
Y___ N___	m. Second seat is option on low deck, standard on high deck
Y___ N___	n. 24" (.610 m) auger extension and troughs
Y___ N___	o. 12" (.305 m) auger extensions (right and left)
Y___ N___	p. 12" or 24" (.305 or .610 m) roll up curb attachment – right (propane only)
Y___ N___	q. 12" or 24" (.305 or .610 m) roll up curb attachment – left (propane only)
<b>25. Training, Support and Company</b>	
Y___ N___	a. Training and support manuals
Y___ N___	b. Optional on-site operator training by Dealer
Y___ N___	c. One-year, unlimited hours warranty against any manufacturer defects
Y___ N___	d. Extended warranty available
Y___ N___	e. 50+ years manufacturing experience
Y___ N___	f. ISO 9001 Certified
Y___ N___	g. Manufactured in the USA

# 8500D Asphalt Paver



# LeeBoy



## Performance Features:

Boasting of a small footprint yet retaining a 15 foot-wide screed, the 8500D allows for wider and longer pulls than competitive pavers. This important detail, along with less hand work, means the end user minimizes the number of stops which increases productivity and profitability. The 8500D features traditional controls which lessens any learning curve and allows for immediate use. This paver is a true commercial class machine easily fitting onto a trailer with other complementary equipment in order to provide high revenue opportunities for its patrons.

- 55 hp (40 kw) Kubota Tier 4 Final Turbocharged Diesel Engine
- Paving Widths Variable Up To 15' (4.6 m)
- Choice of High Deck or Low Deck Configuration
- Left Side Control Levers, Sliding Operator Control Station
- Ultra-efficient Material Management System
- Gauge Package for System Monitoring
- 75 Ton (15,904 kg) Capacity Material Hopper
- Proven Legend Screed System
- Propane or Electric (option) Screed Heat
- Steel Track Drive with Automatic Adjustment



# 8500D Asphalt Paver Specifications

# LeeBoy

Dimensions	<ul style="list-style-type: none"> <li>- Length: 12' 5.5" (3.79 m)</li> <li>- Width: 8' 6" (2.59 m) transport 10' (3.05 m) hopper wings down</li> <li>- Height: 8' 4" (2.54 m)</li> <li>- Total Weight: 15,800 lbs. (7,167 kg)</li> </ul>	Operator's Platform	High Deck: Seat mounted on machine Low Deck: Seat mounted on screed
Engine	Kubota turbocharged diesel, Tier 4 Final – 65 hp (48 kw)	Operator's Controls	All control levers are on left side, right side levers include left/right drive control, right auger, right screed extensions, hopper and cut-offs
Capacities	<ul style="list-style-type: none"> <li>- Fuel: 17 gallons (66.5 l)</li> <li>- Hydraulic reservoir: 40 gallons (151 l)</li> <li>- Washdown tank: 7 gallons (27 l)</li> </ul>	Steering	- Independent hydrostatic steering from the left or right side of machine
Hopper	Hopper size: 7.5 ton (6,804 kg)	Washdown System	Electric pump with two hoses
Paving Widths	Variable up to 15' (4.6 m)	Push Rollers	Two rollers with sealed bearings mounted to allow pivoting on frame
Paving Depths	<ul style="list-style-type: none"> <li>- Manual flight screws positioned on the screed to control material thickness</li> <li>- Depth: 0" to 6" (152 m)</li> </ul>	Track Drive System	<ul style="list-style-type: none"> <li>- Hydrostatically powered, self-cleaning crawler type</li> <li>- Track size: 12" wide x 77" long (.305 x 1.956 m) steel</li> <li>- Paving speed: 0 to 140' per minute (1.6 mph)</li> <li>- Travel speed: 0 to 240' per minute (2.7 mph)</li> </ul>
Screed	<ul style="list-style-type: none"> <li>- Legend full free floating screed</li> <li>- Consisting of a main screed and two hydraulically operated screed extensions</li> <li>- Equipped with one hydraulic vibrator</li> </ul>	Additional Standard Equipment	<ul style="list-style-type: none"> <li>- Back-up alarm</li> <li>- Rotating safety beacon</li> <li>- Electronic gauge package (oil pressure, voltmeter and fuel)</li> <li>- Glow plugs</li> <li>- Vandalism protection covers</li> <li>- Horn</li> </ul>
Screed Heat	<ul style="list-style-type: none"> <li>- Two propane burners on main screed</li> <li>- OPTIONAL – Electric heated</li> </ul>	Optional Equipment	<ul style="list-style-type: none"> <li>- Legend electrically heated screed, 8' to 15' (2.43 m to 4.57 m)</li> <li>- 14" (.356 m) polyurethane pad track</li> <li>- High-deck configuration</li> <li>- Truck hitch</li> <li>- Second seat, low deck configuration only</li> <li>- LED working light package</li> <li>- Sonic auger, sensors and cords</li> <li>- Electric screws for grade control</li> <li>- Sonic grade control, one side (Topcon)</li> <li>- Dual grade control (Topcon P-32)</li> <li>- Hose reels</li> </ul>
Screed Crown/Valley	<ul style="list-style-type: none"> <li>- Equipped with a crown/invert adjustment</li> <li>- Includes a levelling indicator for the operator</li> </ul>		
Material Handling	<ul style="list-style-type: none"> <li>- Two independently controlled, hydraulically operated under auger material cutoff</li> <li>- Two 9" (.229 m) diameter independent hydraulically operated cast augers</li> </ul>		

# LeeBoy

**BUILT BY** LISTENING KNOWLEDGE EXPERIENCE

VT LeeBoy, Inc. ■ 500 Lincoln County Parkway Extension ■ Lincolnton, NC 28092 ■ 704.966.3300  
For additional products or information, visit our website: [www.LeeBoy.com](http://www.LeeBoy.com)

BR-1006.2-EN This document contains information applicable for the U.S. and U.S. Territories. For International product availability, specifications and support, please contact your authorized LeeBoy representative. The technical data contained herein is subject to change due to continuous engineering and development. Accordingly, LeeBoy Group reserves the right to modify at any time.



09/13/2017 13:40

Product Specifications

# LeeBoy 8510D Asphalt Paver

## Dual Steering, High or Low Deck

The following specifications are based on the 8510D Asphalt Paver manufactured by LeeBoy Group. Because of continuous equipment research and development, we reserve the right to change these specifications. For more information, questions or assistance preparing specifications, please contact your local LeeBoy sales representative.

Comply Y ___ N ___ Y ___ N ___  Y ___ N ___ Y ___ N ___   Y ___ N ___ Y ___ N ___ Y ___ N ___  Y ___ N ___ Y ___ N ___ Y ___ N ___ Y ___ N ___ Y ___ N ___ Y ___ N ___  Y ___ N ___   Y ___ N ___  Y ___ N ___ Y ___ N ___ Y ___ N ___ Y ___ N ___ Y ___ N ___ Y ___ N ___	<ol style="list-style-type: none"> <li>1. <b>Dimensions:</b> <ol style="list-style-type: none"> <li>a. Length: 12' 5.5" (3.798 m)</li> <li>b. Width: 8' 6" (2.59 m) transport 10' (3.05 m) hopper wings down</li> <li>c. Height: 8' 6" (2.59 m)</li> <li>d. Total Weight (with screed): 17,500 lbs. (7,937 kg)</li> </ol> </li>   <li>2. <b>Engine:</b> <ol style="list-style-type: none"> <li>a. Kubota diesel, V3800-CR-TE4B</li> <li>b. Tier 4 Final - 74 HP (55.4 kW) @ 2,200 rpm</li> </ol> </li>   <li>3. <b>Capacities:</b> <ol style="list-style-type: none"> <li>a. Fuel: 17.6 gallons (66.5 l)</li> <li>b. Hydraulic: 40 gallons (151 l)</li> <li>c. Washdown tank: 7 gallons (26 l)</li> </ol> </li>   <li>4. <b>Hopper:</b> <ol style="list-style-type: none"> <li>a. Dual 3' (.914 m) feed conveyors</li> <li>b. Each conveyor is independent with automatic cut-offs</li> <li>c. Conveyor is hydraulically raiseable to allow for cleaning and service</li> <li>d. Hopper size: 7.5 ton (6,804 kg)</li> <li>e. Hopper height: 23" (.584 m)</li> <li>f. Hopper wings: Heavy-duty .375" (.010 m) with large radius corners</li> </ol> </li>   <li>5. <b>Paving Widths:</b> <ol style="list-style-type: none"> <li>a. Variable up to 15' (4.6 m)</li> </ol> </li>   <li>6. <b>Paving Depths:</b> <ol style="list-style-type: none"> <li>a. Electrically operated tow point control with toggle switches connected to a heavy-duty coil cord to allow operation from either side of paver</li> <li>b. Includes manual flights screws positioned on the screed</li> <li>c. Depth: 0" to 6" (.152 m)</li> </ol> </li>   <li>7. <b>Screed:</b> <ol style="list-style-type: none"> <li>a. Legend LP full free floating 22" (0.559 m) screed</li> <li>b. Consisting of a 15" (.381 m) by 8' (2.438 m) main screed</li> </ol> </li> </ol>
---	---

Y\_\_\_ N\_\_\_

Y\_\_\_ N\_\_\_

- c. Constructed of .375" (.010 m) HARDOX 400 bolt-on wear plates for easy replacement
- d. Wear plate has bullnose on front

Y\_\_\_ N\_\_\_

**8. Screed End Gates:**

- a. Equipped with vertical height adjustment and tilt with replaceable wear shoes

Y\_\_\_ N\_\_\_

Y\_\_\_ N\_\_\_

**9. Screed Extensions:**

- a. Two 44" (1.11 m) screed extensions hydraulically operated
- b. To eliminate seams, the heated extensions are adjustable and mounted flush with the main screed
- c. Includes replacement .25" (.006m) AR 400 bottom wear plates
- d. Extension length: 3' 6" (1.07 m)
- e. Walkway width: 12" (.305 m)

Y\_\_\_ N\_\_\_

Y\_\_\_ N\_\_\_

Y\_\_\_ N\_\_\_

Y\_\_\_ N\_\_\_

Y\_\_\_ N\_\_\_

Y\_\_\_ N\_\_\_

**10. Screed Heat - Propane:**

- a. Two 54,000 BTU propane burners on main screed
- b. Each extension has one 36,000 BTU propane burner
- c. One 36,000 BTU burner ignitor

Y\_\_\_ N\_\_\_

Y\_\_\_ N\_\_\_

Y\_\_\_ N\_\_\_

Y\_\_\_ N\_\_\_

Y\_\_\_ N\_\_\_

**11. Electric Screed Heat Option:**

- a. *Self-contained, hydraulically driven generator heating system*
- b. *Environmentally sealed blade heaters on main screed and extensions*
- c. *Electric heat control system*
- d. *Hydraulically driven electric generator*
- e. *Two blade elements, one in each extension*

Y\_\_\_ N\_\_\_

**12. Screed Vibration:**

- a. Equipped with two hydraulic vibrators capable of producing up to 3,400 vibrations per minute each (preset at 2,400 VPM)

Y\_\_\_ N\_\_\_

Y\_\_\_ N\_\_\_

Y\_\_\_ N\_\_\_

**13. Screed Crown/Invert:**

- a. Equipped with a crown/invert adjustment allowing at least 2" (0.051 m) of crown and 1.5" (0.038 m) of valley
- b. Includes a leveling indicator for the operator to know when the screed is level
- c. *OPTION: Power Crown*

Y\_\_\_ N\_\_\_

**14. Under Auger Material Cut Off:**

- a. Two independent hydraulically operated 4' (1.219 m) wide gates located under the augers and constructed of at least .25" (.006 m) A-36 plate steel

Y\_\_\_ N\_\_\_

Y\_\_\_ N\_\_\_

**15. Material Augers:**

- a. Two independent automatic or manual operated hydraulic casted segmented augers constructed with .625" (.016 m) AR 4140 HT (heat treated) steel with replaceable flights
- b. Augers are 12" (.305 m) diameter

Y\_\_\_ N\_\_\_  
Y\_\_\_ N\_\_\_  
Y\_\_\_ N\_\_\_

- c. Controlled automatically with sonic units (non-contacting)
- d. Replaceable auger back
- e. Heavy-duty auger motors

**16. Operator's Platform (Optional Low Deck):**

Y\_\_\_ N\_\_\_  
Y\_\_\_ N\_\_\_

- a. One seats mounted on the screed
- b. Can be removed for standing

**17. Operator's Platform (Optional High Deck):**

Y\_\_\_ N\_\_\_  
Y\_\_\_ N\_\_\_  
Y\_\_\_ N\_\_\_

- a. Full machine width platform with both right and left hand seats mounted on tractor
- b. 4' 6" (1.371 m) above ground
- c. Includes a lockable cover for the instrument panel

**18. Operator's Controls:**

Y\_\_\_ N\_\_\_  
Y\_\_\_ N\_\_\_  
Y\_\_\_ N\_\_\_

- a. Includes dual electronic steering
- b. All control levers are on the left side
- c. Right side levers include left and right drive control, right auger, right screed extension, hopper and cut offs

**19. Steering:**

Y\_\_\_ N\_\_\_  
Y\_\_\_ N\_\_\_  
Y\_\_\_ N\_\_\_

- a. Dual electronic steering controls
- b. It can be controlled from a high deck position or lowered to control at the screed
- c. Electronically controlled pumps operate the forward/reverse motion from dual joysticks

**20. Washdown System:**

Y\_\_\_ N\_\_\_  
Y\_\_\_ N\_\_\_

- a. Electrical pumps with two 15' x .3125" (4.572 x .008 m) diameter hose
- b. Two hose reels

**21. Hydraulic System:**

Y\_\_\_ N\_\_\_  
Y\_\_\_ N\_\_\_  
Y\_\_\_ N\_\_\_  
Y\_\_\_ N\_\_\_

- a. Variable volume hydraulic pumps for each drive
- b. A constant volume pump for conveyors and a constant volume pump for all other hydraulic functions
- c. Hydraulic reservoir: 40 gallons (151 l)
- d. Hydraulic oil: all weather, all temperature

**22. Push Rollers:**

Y\_\_\_ N\_\_\_

- a. Two 3" (.076 m) diameter rollers with sealed bearings mounted on swivel frame

**23. Track Drive System:**

Y\_\_\_ N\_\_\_

- a. Hydrostatically powered, self-cleaning crawler type tracks consisting of drive sprocket, four rollers and hydraulically adjustable front idler

Y\_\_\_ N\_\_\_

Y\_\_\_ N\_\_\_

Y\_\_\_ N\_\_\_

Y\_\_\_ N\_\_\_

Y\_\_\_ N\_\_\_

- b. Drive mechanism is torque hub driven which consist of two speeds and obtained by means of a toggle switch
- c. Fail safe brakes
- d. Track size: 14" wide x 77" long (.356 x 1.956 m) poly 4 rollers  
OR  
Rubber Track Option: 15.75" wide x 77" long (.400 x 1.956 m) rubber 5 rollers
- e. Paving speed: 0 to 140' per minute (1.6 mph)
- f. Travel speed: 0 to 230' per minute (2.6 mph)

**24. Additional Standard Equipment:**

Y\_\_\_ N\_\_\_

Y\_\_\_ N\_\_\_

Y\_\_\_ N\_\_\_

Y\_\_\_ N\_\_\_

Y\_\_\_ N\_\_\_

Y\_\_\_ N\_\_\_

Y\_\_\_ N\_\_\_

Y\_\_\_ N\_\_\_

Y\_\_\_ N\_\_\_

Y\_\_\_ N\_\_\_

- a. Back-up alarm
- b. Rotating safety beacon
- c. Operating light package
- d. Glow plugs
- e. Vandalism protection covers and removable steering boxes
- f. Horn
- g. Spray down system with 2 hose reels
- h. Citrus tank
- i. 2 seats
- j. Poly track (standard track)

**25. Optional Equipment:**

Y\_\_\_ N\_\_\_

Y\_\_\_ N\_\_\_

Y\_\_\_ N\_\_\_

Y\_\_\_ N\_\_\_

Y\_\_\_ N\_\_\_

Y\_\_\_ N\_\_\_

Y\_\_\_ N\_\_\_

Y\_\_\_ N\_\_\_

Y\_\_\_ N\_\_\_

Y\_\_\_ N\_\_\_

Y\_\_\_ N\_\_\_

Y\_\_\_ N\_\_\_

Y\_\_\_ N\_\_\_

Y\_\_\_ N\_\_\_

Y\_\_\_ N\_\_\_

Y\_\_\_ N\_\_\_

Y\_\_\_ N\_\_\_

Y\_\_\_ N\_\_\_

- a. Legend electric heated screed 8' to 15' (2.438 m x 4.572 m)
- b. Heavy-duty Legend electric heated screed 8' to 15' (2.438 m x 4.572 m)
- c. Rubber track, continuous – in lieu of poly track
- d. Steel track – in lieu of poly track
- e. Steering wheel drive controls – in lieu of joysticks
- f. Manual LeeBoy drive steering controls
- g. High-deck configuration
- h. Truck hitch
- i. Umbrella (1 or 2)
- j. Dual sonic grade and slope (Topcon System P-32)
- k. Wiring only, grade controls (Topcon includes A/M modules)
- l. Sonic grade control, both sides (Topcon System P-32)
- m. 24" (.610 m) auger extension and troughs
- n. 12" (.305 m) auger extensions (right and left)
- o. 20' (6.096 m) ski
- p. 30' (9.144 m) to 40' (12.192 m) ski
- q. 12" or 24" (.305 or .610 m) roll up curb attachment – right (propane only)
- r. 12" or 24" (.305 or .610 m) roll up curb attachment – left (propane only)

**26. Training, Support and Company**

Y\_\_\_ N\_\_\_

Y\_\_\_ N\_\_\_

Y\_\_\_ N\_\_\_

Y\_\_\_ N\_\_\_

Y\_\_\_ N\_\_\_

Y\_\_\_ N\_\_\_

Y\_\_\_ N\_\_\_

Y\_\_\_ N\_\_\_

- a. Training and support manuals
- b. Optional on-site operator training by Dealer
- c. One-year, unlimited hours warranty against any manufacturer defects
- d. Extended warranty available
- e. 50+ years manufacturing experience
- f. ISO 9001 Certified
- g. Manufactured in the USA



# 8510D Asphalt Paver



**LeeBoy**



## Performance Features:

Serving as a staple among commercial paving contractors, the 8510D delivers precise asphalt placement resulting in a flawless mat. Comprised of robust components for longer wear, this asphalt paving solution is perfect for contractors seeking a lower cost per ton. Embracing a large material receiving hopper and one of the widest conveyor system on the market, this paver is meant to deliver the utmost productivity between truckloads. If you desire an all-around commercial paving machine that delivers unmatched results, the 8510D is for you.

- 74 hp (55 kW) Kubota Tier 4 Final Turbocharged Diesel Engine
- Paving Widths Variable Up To 19' (4.8 m)
- Choice of High Deck or Low Deck Configuration
- Dual Lever Joystick Steering Controls (both sides)
- Ultra-efficient Material Management System
- Gauge Package for System Monitoring
- 20 Ton (6,000 kg) Capacity Material Hopper
- Proven Legend Screen System
- Propane or Electric (option) Screen Heat
- LED Operating Light Package



# 8510D Asphalt Paver Specifications

# LeeBoy

Dimensions	<ul style="list-style-type: none"> <li>- Length: 12' 5.5" (3.79 m)</li> <li>- Width: 8' 6" (2.59 m) transport 10' (3.05 m) hopper wings down</li> <li>- Height: 8' 6" (2.59 m)</li> <li>- Total Weight: 17,500 lbs. (7,937 kg)</li> </ul>	Operator's Platform	High Deck: Full machine width platform, seats mounted on tractor Low Deck: Seats mounted on screed
Engine	Kubota turbocharged diesel, Tier 4 Final – 74 hp (55.4 kw)	Operator's Controls	<ul style="list-style-type: none"> <li>- All control levers are on left side,</li> <li>- Right side levers include left/right drive control, right auger, right screed extensions, hopper and cut-offs</li> </ul>
Capacities	<ul style="list-style-type: none"> <li>- Fuel: 17.6 gallons (66 l)</li> <li>- Hydraulic reservoir: 40 gallons (151 l)</li> <li>- Washdown tank: 7 gallons (27 l)</li> </ul>	Steering	<ul style="list-style-type: none"> <li>- Dual electronic steering</li> <li>- Electronically controlled pumps operate the forward/reverse motion by dual joysticks</li> </ul>
Hopper	Hopper size: 7.5 ton (6,804 kg)	Washdown System	Electric pump with two hoses
Paving Widths	Variable up to 15' (4.6 m)	Push Rollers	Two rollers with sealed bearings mounted to allow pivoting on frame
Paving Depths	<ul style="list-style-type: none"> <li>- Manual flight screws positioned on the screed to control material thickness</li> <li>- Depth: 0" to 6" (152 m)</li> </ul>	Track Drive System	<ul style="list-style-type: none"> <li>- Hydrostatically powered, self-cleaning crawler type</li> <li>- Track size: 14" wide x 77" long (.356 x 1.956 m) steel</li> <li>- Paving speed: 0 to 140' per minute (1.6 mph)</li> <li>- Travel speed: 0 to 230' per minute (2.6 mph)</li> </ul>
Screed	<ul style="list-style-type: none"> <li>- Legend LP full free floating screed</li> <li>- Consisting of a main screed and two hydraulically operated screed extensions</li> <li>- Equipped with two hydraulic vibrators</li> </ul>	Additional Standard Equipment	<ul style="list-style-type: none"> <li>- Back-up alarm</li> <li>- Rotating safety beacon</li> <li>- LED operating light package</li> <li>- Glow plugs</li> <li>- Vandalism protection covers</li> <li>- Horn</li> </ul>
Screed Heat	<ul style="list-style-type: none"> <li>- Two propane burners on main screed</li> <li>- One propane burner on each extension</li> <li>- OPTIONAL – Electric heat</li> </ul>	Optional Equipment	<ul style="list-style-type: none"> <li>- Legend Plus or Legend HD electrically heated screed, variable to 15' (4.57 m)</li> <li>- Rubber or steel track</li> <li>- High-deck configuration</li> <li>- Truck hitch</li> <li>- Umbrella (1 or 2)</li> <li>- Dual sonic grade and slope (Topcon)</li> <li>- Sonic grade controls, both sides (Topcon P-32)</li> <li>- 20' (6.096 m) ski</li> <li>- 30' to 40' (9.144 m to 12.192 m) ski</li> <li>- Steering wheel, in lieu of joysticks</li> <li>- Manual LeeBoy drive steering control</li> </ul>
Screed Crown/Valley	<ul style="list-style-type: none"> <li>- Equipped with a crown/invert adjustment</li> <li>- Includes a levelling indicator for the operator</li> </ul>		
Material Handling	<ul style="list-style-type: none"> <li>- Two independently controled, hydraulically operated under auger material cutoff</li> <li>- Two 12" (.305 m) diameter independent hydraulically operated cast augers</li> </ul>		

# LeeBoy

VT LeeBoy, Inc. ▪ 500 Lincoln County Parkway Extension ▪ Lincolnton, NC 28092 ▪ 704.966.3300  
For additional products or information, visit our website: [www.LeeBoy.com](http://www.LeeBoy.com)

BR-1007.4-EN This document contains information applicable for the U.S. and U.S. Territories. For International product availability, specifications and support, please contact your authorized LeeBoy representative. The technical data contained herein is subject to change due to continuous engineering and development. Accordingly, LeeBoy Group reserves the right to modify at any time.

**BUILT BY** LISTENING  
KNOWLEDGE  
EXPERTISE



09/13/2017 13:40

**Product Specifications**  
**LeeBoy 8515E Paver**  
**High Deck/Low Deck**

The following specifications are based on the 8515E Asphalt Paver manufactured by LeeBoy Group. Because of continuous equipment research and development, we reserve the right to change these specifications. For more information, questions or assistance preparing specifications, please contact your local LeeBoy sales representative.

Comply	1. <b>Dimensions</b>
Y__ N__	a. Length: 13' 5" (4.089 m)
Y__ N__	b. Width: 8' 6" (2.59 m) transport 10' (3.05 m) hopper wings down
Y__ N__	c. Height: 8' (2.43 m)
Y__ N__	d. Total Weight (with screed): 17,600 lbs. (7,983 kg)
Y__ N__	2. <b>Engine:</b>
Y__ N__	a. Kubota diesel
Y__ N__	b. Tier 4 Final - 74 HP (55.4 kW) @ 2,200 rpm
Y__ N__	3. <b>Capacities:</b>
Y__ N__	a. Fuel: 19 gallons (71 l)
Y__ N__	b. Hydraulic: 67 gallons (254 l)
Y__ N__	c. Washdown tank: 7 gallons (26 l)
Y__ N__	4. <b>Hopper:</b>
Y__ N__	a. Dual 3' (0.914 m) feeding conveyors
Y__ N__	b. Each conveyor is independent with automatic cut-offs.
Y__ N__	c. Conveyor is hydraulically raiseable to allow cleaning and service
Y__ N__	d. Hopper size: 7.5 ton (6,804 kg)
Y__ N__	e. Hopper height: 23" (0.584 m)
Y__ N__	f. Hopper wings: Heavy-duty 3/8" (0.01 m) with large radius corners
Y__ N__	5. <b>Paving Widths:</b>
Y__ N__	a. Machine has variable paving widths up to 15' (4.6 m)
Y__ N__	6. <b>Paving Depths:</b>
Y__ N__	a. Electronically operated tow point screws with toggle switches allow operation of grade from the high deck position
Y__ N__	b. Includes manual flights screws positioned on the screed
Y__ N__	c. Depth: 0 to 6" (0.152m)
Y__ N__	7. <b>Screed:</b>
Y__ N__	a. Legend full free floating 96" (2.44 m) main screed
Y__ N__	b. Consist of a 15.4" (.391 m) deep main screed
Y__ N__	c. Constructed of 3/8" (.010 m) HARDOX 400 bolt-on wear plates for easy placement


Y___ N___	d. Wear plate has bullnose on front
Y___ N___	<b>8. Screed Extensions:</b>
Y___ N___	a. Two 44" (1.11 m) screed extensions hydraulically operated
Y___ N___	b. The heated extensions are adjustable and mounted flush with the main screed
Y___ N___	c. Includes replaceable .25" (.006 m) by 6.75" (0.171 m) AR 400 bottom wear plate
Y___ N___	d. Extensions Length: 3'6" (1.07 m)
Y___ N___	e. Walkway width: 12" (0.305 m)
Y___ N___	f. <i>OPTION:</i> Extension Slope-Hydraulic extensions 0 to 8 percent each side
Y___ N___	<b>9. Screed Heat (Electric)</b>
Y___ N___	a. Legend Plus Screed
Y___ N___	b. Self-contained, hydraulically driven generator heating system
Y___ N___	c. Environmentally sealed blade heaters on main screed and extensions
Y___ N___	d. Electric heat control system
Y___ N___	e. Hydraulically driven electric generator, 10kw
Y___ N___	f. Two blade elements, one in each extension
Y___ N___	g. 4 Blade heating elements in main
	* Heavy-duty Legend electric heated screed available
Y___ N___	<b>10. Screed Vibration:</b>
	a. Equipped with two hydraulic vibrators capable of producing up to 3,400 vibrations per minute each (preset at 2400 VPM)
Y___ N___	<b>11. Screed Crown/Invert:</b>
Y___ N___	a. Equipped with a crown/invert adjustment allowing at least 2" (0.051 m) of crown and 1.5" (0.038 m) of valley
Y___ N___	b. Includes a leveling indicator for the operator to know when the screed is level
Y___ N___	<b>12. Screed End Gates:</b>
	a. Equipped with vertical height adjustments and tilt with replaceable wear shoes
Y___ N___	<b>13. Under Auger Material Cutoff:</b>
	a. Two independent hydraulically operated 4' ( 1.219 m) wide gates located under the augers and constructed of at least .375" (.009 m) A-36 plate steel
Y___ N___	<b>14. Material Augers:</b>
Y___ N___	a. Two 12" (.305 m) replaceable segmented augers constructed of .625" (.016 m) AR 4140 HT (heat treated) steel
Y___ N___	b. Augers can be controlled automatically by sonic units (non-contacting)
Y___ N___	c. Replaceable auger back
Y___ N___	d. Heavy-duty auger motors
	<b>15. Operators Platform:</b>

Y___ N___	a. Includes both right and left hand seats with a lockable cover for the instrument panel
Y___ N___	b. Two-piece grip strut, anti-slip walk board platform
Y___ N___	<b>16. Operators Controls:</b>
Y___ N___	a. High deck/low deck configuration
Y___ N___	b. Includes dual electronic steer
Y___ N___	c. Dash panel is movable from left to right and includes augers, screed extension, cut-offs, screed, hopper wings, conveyors, grade controls, steering and lights
Y___ N___	<b>17. Steering:</b>
Y___ N___	a. Dual electronic steering controls
Y___ N___	b. Machine can be controlled from a high deck position or lowered to control at the screed
Y___ N___	c. Electronically controlled pumps operate the forward/reverse motion from dual joysticks
Y___ N___	<b>18. Washdown System:</b>
Y___ N___	a. Electrical pump with two 15' x .3125" (4.572 x .008 m) diameter hose reels
Y___ N___	b. Built in pressure sensor and shutoff
Y___ N___	<b>19. Hydraulic System:</b>
Y___ N___	a. Variable volume hydraulic pumps for each drive
Y___ N___	b. A constant volume pump for conveyors and cylinder functions and a constant volume pump for generator, 3 pump system
Y___ N___	c. Hydraulic oil: all weather, all temperature
Y___ N___	<b>20. Push Rollers:</b>
Y___ N___	a. Two 3" (0.076 m) diameter rollers with sealed bearings mounted on a swivel frame
Y___ N___	b. Vertically adjustable push rollers, 7" (.178 m) of height adjustment
Y___ N___	<b>21. Track Drive System:</b>
Y___ N___	a. Hydrostatically powered, self-cleaning crawler type tracks consisting of drive sprocket, four rollers and hydraulically adjustable front idler
Y___ N___	b. Drive mechanism is torque hub driven which consist of two speeds and obtained by means of a toggle switch
Y___ N___	c. Fail safe brakes
Y___ N___	d. Track size: 14" wide x 77" long (.360 x 1.956 m) poly 4 rollers OR Rubber Track Option: 15.75" wide x 77" long (.400 x 1.956 m) rubber 5 rollers Steel Track Option: 12" wide x 77" long (.304 x 1.956 m) steel 5 rollers
Y___ N___	e. Paving speed: 0 to 150' per minute (1.7 mph)
Y___ N___	f. Travel speed: 0 to 300' per minute (3.4 mph)
Y___ N___	<b>22. Additional Standard Equipment:</b>

Y__ N__	a. Electronic gauge package (oil pressure, hour meter, fuel gauge, volt meter, water temp, tachometer, hydraulic oil temp, hydraulic level warning, engine diagnostics)
Y__ N__	b. Back-up alarm
Y__ N__	c. Rotating safety beacon
Y__ N__	d. LED working lights
Y__ N__	e. Vandalism protection covers
Y__ N__	f. Horn
Y__ N__	g. Spray down system with 2 hose reels
Y__ N__	h. 2 seats
Y__ N__	i. Poly track (standard track)
<b>23. Optional Equipment:</b>	
Y__ N__	a. Heavy-duty Legend electric heated screed variable up to 15' (4.572 m), 10kw generator
Y__ N__	b. Rubber track, continuous - in lieu of Poly
Y__ N__	c. Steel track – in lieu of poly track
Y__ N__	d. Sloping screed extensions
Y__ N__	e. Heated end gates (Legend HD screed only)
Y__ N__	f. Truck hitch
Y__ N__	g. Umbrella: 1 or 2
Y__ N__	h. Power crown
Y__ N__	i. Steering wheel drive controls (in lieu of joysticks)
Y__ N__	j. Wiring only, grade controls, includes A/M module Sonic grade control both sides
Y__ N__	k. Dual sonic grade (Topcon System P-32)
Y__ N__	l. Dual sonic grade and slope (Topcon System P-32)
Y__ N__	m. 20-foot ski (6.096 m)
Y__ N__	n. 30-foot (9.144 m) to 40-foot ski (12.192 m)
Y__ N__	o. 12" x 4.5" (.304 x .11 m) berm extension, left and right (Legend HD screed only)
Y__ N__	p. 12" (0.305 m) auger extensions (right and left)
Y__ N__	q. 24" (0.610 m) auger extensions and shields (right and left)
Y__ N__	r. 12" or 24" (.305 or .610 m) roll up curb attachment – right (propane only)
Y__ N__	s. 12" or 24" (.305 or .610 m) roll up curb attachment – left (propane only)
<b>24. Training, Support and Company:</b>	
Y__ N__	a. Training and support manuals
Y__ N__	b. Optional on-site operator training by Dealer
Y__ N__	c. One-year, unlimited hours warranty against any manufacturer defects
Y__ N__	d. Extended warranty available
Y__ N__	e. 50+ years manufacturing experience
Y__ N__	f. ISO 9001 Certified
Y__ N__	g. Manufactured in USA

# 8515E Asphalt Paver




# LeeBoy



## Performance Features:

Sleek, modern and low-profile are three words that immediately come to mind when evaluating the LeeBoy 8515E Asphalt Paver. Featuring an engine hood height of 69 inches (1.75 m) and a sliding control station, the 8515E gives the operator an extremely clear and comfortable view of their surroundings. With a class-leading tunnel size and self cleaning conveyor bars, this machine is built to perform at the highest level. Easy-to-access, convenient maintenance areas are also a highlight of machine ownership.

- 74 hp (48 kw) Kubota Tier 4 Final Diesel Engine
- Paving Widths Variable Up To 35' (4.5 m)
- Low Profile Engine Hood For Better Visibility
- Choice of High Deck or Low Deck Configuration
- Sliding Operator Control Station
- Ultra-efficient Material Management System
- Pressure Ports for Diagnostics and Testing
- 15 Ton (5,800 kg) Capacity Material Hopper
- Proven Legend Screen System
- Electric Screen Heat, 10 kw Generator
- Heavy-duty Undercarriage and Track System



# 8515E Asphalt Paver Specifications

# LeeBoy

Dimensions	<ul style="list-style-type: none"> <li>- Length: 13' 5" (4.089 m)</li> <li>- Width: 8' 6" (2.59 m) transport 10' (3.05 m) hopper wings down</li> <li>- Height: 8' (2.43 m)</li> <li>- Total Weight: 17,600 lbs. (7,983 kg)</li> </ul>	Operator's Platform	Full machine width platform
Engine	Kubota turbocharged diesel, Tier 4 Final -- 74 hp (55.4 kw)	Operator's Controls	All control switches are in a single control box which can be moved from right side to left side
Capacities	<ul style="list-style-type: none"> <li>- Fuel: 19 gallons (71 l)</li> <li>- Hydraulic reservoir: 67 gallons (254 l)</li> <li>- Washdown tank: 7 gallons (26 l)</li> </ul>	Steering	<ul style="list-style-type: none"> <li>- Dual electronic steering controls</li> <li>- Electronically controlled pumps operated by the forward/reverse joysticks</li> </ul>
Hopper	Hopper size: 7.5 ton (6,804 kg)	Washdown System	Electric pump with hose and two hose reels
Paving Widths	Variable up to 15' (4.6 m)	Push Rollers	Two vertically adjustable rollers with sealed bearings mounted to allow pivoting on frame
Paving Depths	<ul style="list-style-type: none"> <li>- Manual flight screws positioned on the screed to control material thickness</li> <li>- Depth: 0" to 6" (.152 m)</li> </ul>	Track Drive System	<ul style="list-style-type: none"> <li>- Hydrostatically powered, self-cleaning crawler type</li> <li>- Track size: 14" wide x 77" long (.36 x 1.95 m) steel</li> <li>- Paving speed: 0 to 150' per minute (1.7 mph)</li> <li>- Travel speed: 0 to 300' per minute (3.4 mph)</li> </ul>
Screed	<ul style="list-style-type: none"> <li>- Legend electric screed</li> <li>- Consisting of a main screed and two hydraulically operated screed extensions</li> <li>- Equipped with two hydraulic vibrators</li> </ul>	Additional Standard Equipment	<ul style="list-style-type: none"> <li>- Back-up alarm</li> <li>- Rotating LED safety beacon</li> <li>- LED working light package</li> <li>- Vandalism protection covers</li> <li>- Electronic gauge package (oil pressure, hour meter, fuel gauge, volt meter, water temp, tachometer, hydraulic oil temp, level warning)</li> </ul>
Screed Heat	<ul style="list-style-type: none"> <li>- Legend electric screed heat, 10kw generator</li> <li>- Electric timer and automatic RPM control system</li> <li>- 4 Blade heating elements in main, 1 blade element in each extension</li> </ul>	Optional Equipment	<ul style="list-style-type: none"> <li>- Umbrella: 1 or 2</li> <li>- Legend Heavy-Duty Electric Screed</li> <li>- Rubber track, continuous - in lieu of poly</li> <li>- Sloping screed extensions</li> <li>- Truck hitch</li> <li>- Power crown</li> <li>- 3:1 flight screw adjusters</li> <li>- Steering wheel drive control (in lieu of joysticks)</li> <li>- Wiring only, grade controls</li> <li>- Dual sonic grade and slope, Topcon P-32</li> <li>- 20' ski (6.096 m)</li> <li>- 30' to 40' ski (9.14 to 12.19 m)</li> <li>- Berm extensions, 12" x 4.5" (.30 x .11 m), L and R</li> <li>- 12" (.305 m) auger extensions, right and left</li> <li>- 24" (.610 m) auger extensions, right and left</li> <li>- 12" or 24" (.305 or .61 m) roll up curb attachment</li> </ul>
Screed Crown/Valley	<ul style="list-style-type: none"> <li>- Equipped with a crown/invert adjustment</li> <li>- Includes a leveling indicator for the operator</li> </ul>		
Material Handling	<ul style="list-style-type: none"> <li>- Two independent hydraulically operated under auger material cutoffs</li> <li>- Two 12" (.305 m) independent hydraulically operated cast augers</li> </ul>		

# LeeBoy

VT LeeBoy, Inc. ■ 500 Lincoln County Parkway Extension ■ Lincolnton, NC 28092 ■ 704.966.3300  
For additional products or information, visit our website: [www.LeeBoy.com](http://www.LeeBoy.com)

BR-1008.1-EN This document contains information applicable for the U.S. and U.S. Territories. For International product availability, specifications and support, please contact your authorized LeeBoy representative. The technical data contained herein is subject to change due to continuous engineering and development. Accordingly, LeeBoy Group reserves the right to modify at any time.

**BUILT BY** LISTENING  
KNOWLEDGE  
EXPERIENCE



09/13/2017 13:41



Product Specifications  
**LeeBoy 8520 Paver**  
**High Deck/Low Deck**

The following specifications are based on the 8520 Asphalt Paver manufactured by LeeBoy Group. Because of continuous equipment research and development, we reserve the right to change these specifications. For more information, questions or assistance preparing specifications, please contact your local LeeBoy sales representative.

Comply Y___ N___ Y___ N___  Y___ N___ Y___ N___	<b>1. Dimensions</b> a. Length: 14' 5" (4.406 m) b. Width: 8' 6" (2.59 m) transport 10' (3.05 m) hopper wings down c. Height: 8' 2" (2.48 m) d. Total Weight (with screed): 19,760 lbs. (8,962 kg)
Y___ N___ Y___ N___	<b>2. Engine:</b> a. Kubota turbocharged diesel b. Tier 4 Final - 106 HP (79 kW) @ 2,200 rpm
Y___ N___ Y___ N___ Y___ N___ Y___ N___	<b>3. Capacities:</b> a. Fuel: 24 gallons (90 l) b. Hydraulic: 73 gallons (276 l) c. Washdown tank: 7 gallons (26.5 l) d. DEF tank: 5 gallons (18.9 l)
Y___ N___ Y___ N___ Y___ N___ Y___ N___ Y___ N___ Y___ N___	<b>4. Hopper:</b> a. Dual 3' (0.914 m) feeding conveyors b. Each conveyor is independent with automatic cut-offs. c. Conveyor is hydraulically raiseable to allow cleaning and service d. Hopper size: 9 ton (8,164 kg) e. Hopper height: 31.75" (0.806 m) f. Hopper wings: Heavy-duty .5" (12.7 mm) with large radius corners
Y___ N___	<b>5. Paving Widths:</b> a. Machine has variable paving widths up to 15' (4.6 m)
Y___ N___  Y___ N___ Y___ N___	<b>6. Paving Depths:</b> a. Electronically operated tow point actuators with toggle switches allow operation of grade from the high deck position b. Includes manual flights screws positioned on the screed c. Depth: 0 to 6" (0.152m)
Y___ N___ Y___ N___ Y___ N___	<b>7. Screed:</b> a. Heavy Duty Legend full free floating 96" (2.44 m) main screed b. Consist of a 16.75" (.425 m) deep main screed

Y___ N___	c. Constructed of .375" (9.52 mm) HARDOX 400 bolt-on wear plates for easy placement
	d. Wear plate has bullnose on front
Y___ N___	<b>8. Screed Extensions:</b>
Y___ N___	a. Two 44" (1.11 m) screed extensions hydraulically operated
	b. The heated extensions are adjustable and mounted flush with the main screed
Y___ N___	c. Includes replaceable .375" (.952 m) by 7.38" (0.171 m) AR 400 bottom wear plate
Y___ N___	d. Extensions Length: 3'6" (1.07 m)
Y___ N___	e. Walkway width: 12" (0.305 m)
Y___ N___	<b>9. Screed Heat (Electric)</b>
Y___ N___	a. Legend HD Electric Screed
Y___ N___	b. 12k generator
Y___ N___	c. Electric timer and automatic RPM control system
Y___ N___	d. Environmentally safe, sealed S-curve elements in main screed and sealed, blade-style elements in extensions
Y___ N___	<b>10. Screed Vibration:</b>
	a. Equipped with two hydraulic vibrators capable of producing up to 3,400 vibrations per minute each (preset at 2400 VPM)
Y___ N___	<b>11. Screed Crown/Invert:</b>
	a. Equipped with a crown/invert adjustment allowing at least 2.5" (0.063 m) of crown and 1.5" (0.038 m) of valley
Y___ N___	b. Includes a leveling indicator for the operator to know when the screed is level
Y___ N___	<b>12. Screed End Gates:</b>
	a. Equipped with vertical height adjustments and tilt with replaceable wear shoes
Y___ N___	<b>13. Under Auger Material Cutoff:</b>
	a. Two independent hydraulically operated 4' ( 1.219 m) wide gates located under the augers and constructed of at least .25" (0.006 m) A-36 plate steel
Y___ N___	<b>14. Material Augers:</b>
	a. Two independent, hydraulically driven, segmented augers. Operated automatically or manually
Y___ N___	b. Augers are 12" (.305 m) diameter and are cast from .625" (.016 m) SAE 4140 heat treated steel
Y___ N___	c. System has manual override function and automatic functions are controlled by sonic sensors (non-contracting)
	<b>15. Operators Platform:</b>

Y__ N__	a. Includes both right and left hand seats 4' 6" (1.371 m) above ground with a lockable cover for the instrument panel
Y__ N__	b. Two piece, grip strut, anti-slip walk board platform
Y__ N__	<b>16. Operators Controls:</b>
Y__ N__	a. High deck/low deck configuration
Y__ N__	b. Includes dual electronic steer
Y__ N__	c. All control switches are located in one box that can be slid to each side. Dash panel includes augers, screed extension, cut-offs, screed, hopper wings, conveyors, grade controls, steering and lights
Y__ N__	<b>17. Screed Controls:</b>
Y__ N__	a. Screed control boxes are on each side and contain extensions, cutoffs, auger and slope
Y__ N__	<b>18. Steering:</b>
Y__ N__	a. Dual electronic steering controls
Y__ N__	b. Machine can be controlled from a high deck position or lowered to control at the screed
Y__ N__	c. Electronically controlled pumps operate the forward/reverse motion from dual joysticks
Y__ N__	<b>19. Washdown System:</b>
Y__ N__	a. Electric pump with two hose reels with 15' X .3125" (4.572m x 8 mm) diameter hose
Y__ N__	<b>20. Hydraulic System:</b>
Y__ N__	a. Variable volume hydraulic pumps for each drive
Y__ N__	b. A constant volume pump for conveyors and a constant volume pump for all other hydraulic functions
Y__ N__	c. Hydraulic reservoir: 73 gallons (276 l)
Y__ N__	d. Hydraulic oil: all weather, all temperature
Y__ N__	<b>21. Push Rollers:</b>
Y__ N__	a. Two 3" (0.076 m) diameter rollers with sealed bearings mounted on a swivel frame
Y__ N__	b. Vertically adjustable push rollers, 7" (.178 m) of height adjustment
Y__ N__	<b>22. Track Drive System:</b>
Y__ N__	a. Hydrostatically powered, self-cleaning crawler type tracks consisting of drive sprocket, seven rollers and hydraulically adjustable front idler
Y__ N__	b. Drive mechanism is torque hub driven which consist of two speeds and obtained by means of a toggle switch
Y__ N__	c. Fail safe brakes
Y__ N__	d. Track size: 14" wide x 87" long (.360 x 2.2 m) poly 7 rollers OR Rubber Track Option: 15.75" wide x 87" long (.400 x 2.2 m) rubber 7 rollers
	e. Paving speed: 0 to 150' per minute (1.7 mph)

Y\_\_ N\_\_  
Y\_\_ N\_\_

f. Travel speed: 0 to 300' per minute (3.4 mph)

Y\_\_ N\_\_

Y\_\_ N\_\_

Y\_\_ N\_\_

Y\_\_ N\_\_

Y\_\_ N\_\_

Y\_\_ N\_\_

Y\_\_ N\_\_

**23. Additional Standard Equipment:**

- a. Gauge package (oil pressure, hour meter, fuel gauge, volt meter, water temp, tachometer, hydraulic oil temp, hydraulic level warning, engine diagnostics)
- b. Back-up alarm
- c. Rotating safety beacon
- d. LED work lights
- e. Vandalism protection covers
- f. Horn
- g. 2 seats

Y\_\_ N\_\_

Y\_\_ N\_\_

Y\_\_ N\_\_

Y\_\_ N\_\_

Y\_\_ N\_\_

Y\_\_ N\_\_

Y\_\_ N\_\_

Y\_\_ N\_\_

Y\_\_ N\_\_

Y\_\_ N\_\_

Y\_\_ N\_\_

Y\_\_ N\_\_

Y\_\_ N\_\_

Y\_\_ N\_\_

Y\_\_ N\_\_

**24. Optional Equipment:**

- a. Rubber track, continuous - in lieu of Poly
- b. Sloping screed extensions
- c. Heated end gates
- d. Truck hitch
- e. Power crown
- f. 3:1 Flight screw adjusters
- g. Steering wheel drive controls (in lieu of joysticks)
- h. Wiring only, grade controls, includes A/M module Sonic grade control both sides
- i. Dual sonic grade (Topcon System P-32)
- j. Dual sonic grade & slope (Topcon System P-32)
- k. 20-foot ski (6.096 m)
- l. 30-foot (9.144 m) to 40-foot ski (12.192 m)
- m. Berm extension, 12" x 4.5" (.305 x .114 m), LH and RH
- n. 12" (0.305 m) auger extensions (right and left)
- o. 24" (0.610 m) auger extensions and shields (right and left)

Y\_\_ N\_\_

Y\_\_ N\_\_

Y\_\_ N\_\_

Y\_\_ N\_\_

Y\_\_ N\_\_

Y\_\_ N\_\_


Y\_\_ N\_\_

**25. Training, Support and Company:**

- a. Training and support manuals
- b. Optional on-site operator training by Dealer
- c. One-year, unlimited hours warranty against any manufacturer defects
- d. Extended warranty available
- e. 50+ years manufacturing experience
- f. ISO 9001 Certified
- g. Manufactured in USA

# 8520 Asphalt Paver




# LeeBoy



## Performance Features:

You talked, we listened! The LeeBoy 8520 is the perfect unit for the heavy-commercial paving market. This machine features a higher horsepower engine along with a larger hopper capacity guaranteed to deliver outstanding results. Featuring LeeBoy's ultra-efficient material management system, the wide slow-moving conveyor system moves material consistently from the truck to the screed which ensures a flawless mat. Truly designed with the paving professional in mind, the 8520 is a welcomed robust design to the LeeBoy elite family of asphalt pavers.

- 106 hp (79 kw) Kubota Tier 4 Final Diesel Engine
- Paving Widths Variable Up To 15' (4.5 m)
- Choice of High Deck or Low Deck Configuration
- Dual Electronic Steering
- Sliding Operator Control Station
- Ultra-efficient Material Management System
- Pressure Ports for Diagnostics and Testing
- 9 Ton 18164 kg Capacity Material Hopper
- Proven HD Legend Screed System
- Electric Screed Heat 12 kw Generator
- Heavy-duty Undercarriage and Track System



# 8520 Asphalt Paver Specifications

# LeeBoy

Dimensions	<ul style="list-style-type: none"> <li>- Length: 14' 5" (4.406 m)</li> <li>- Width: 8' 6" (2.59 m) transport 10' (3.05 m) hopper wings down</li> <li>- Height: 8' 2" (2.48 m)</li> <li>- Total Weight: 19,760 lbs. (8,962 kg)</li> </ul>
Engine	Kubota turbocharged diesel, Tier 4 Final – 106 hp (79 kw)
Capacities	<ul style="list-style-type: none"> <li>- Fuel: 24 gallons (90 l)</li> <li>- Hydraulic reservoir: 73 gallons (276 l)</li> <li>- Washdown tank: 7 gallons (26.5 l)</li> <li>- DEF tank: 5 gallons (18.9 l)</li> </ul>
Hopper	Hopper size: 9 ton (8,164 kg)
Paving Widths	Variable up to 15' (4.6 m)
Paving Depths	<ul style="list-style-type: none"> <li>- Manual flight screws positioned on the screed to control material thickness</li> <li>- Depth: 0" to 6" (152 m)</li> </ul>
Screed	<ul style="list-style-type: none"> <li>- Heavy duty Legend full free floating screed</li> <li>- Consisting of a main screed and two hydraulically operated screed extensions</li> <li>- Equipped with two hydraulic vibrators</li> </ul>
Screed Heat	<ul style="list-style-type: none"> <li>- Legend electric screed heat, 12k generator</li> <li>- Electric timer and automatic RPM control system</li> <li>- Environmentally safe, sealed s-curve elements in main screed and sealed blade-style elements in extensions</li> </ul>
Screed Crown/Valley	<ul style="list-style-type: none"> <li>- Equipped with a crown/invert adjustment</li> <li>- Includes a levelling indicator for the operator</li> </ul>
Material Handling	<ul style="list-style-type: none"> <li>- Two hydraulically operated under auger material cutoffs</li> <li>- Two 12" (.305 m) independent hydraulically operated cast augers</li> </ul>

Operator's Platform	Full machine width platform
Operator's Controls	All control switches are in a single control box which can be moved from right side to left side
Steering	<ul style="list-style-type: none"> <li>- Dual electronic steering controls</li> <li>- Electronically controlled pumps operated by the forward/reverse joysticks</li> </ul>
Washdown System	Electric pump with hose and two hose reels
Push Rollers	<ul style="list-style-type: none"> <li>- Two rollers with sealed bearings mounted to allow pivoting on frame</li> <li>- Vertically adjustable oscillating push rollers</li> </ul>
Track Drive System	<ul style="list-style-type: none"> <li>- Hydrostatically powered, self-cleaning crawler type</li> <li>- Track size: 14" w x 87" l (.36 x 2.20 m) poly</li> <li>- Paving speed: 0 to 150' per minute (1.7 mph)</li> <li>- Travel speed: 0 to 300' per minute (3.4 mph)</li> </ul>
Additional Standard Equipment	<ul style="list-style-type: none"> <li>- Gauge package</li> <li>- Back-up alarm</li> <li>- Rotating safety beacon</li> <li>- Operating light package</li> <li>- Vandalism protection covers</li> <li>- Horn</li> </ul>
Optional Equipment	<ul style="list-style-type: none"> <li>- Rubber track (in lieu of poly)</li> <li>- Sloping screed extensions</li> <li>- Heated end gates</li> <li>- Truck hitch</li> <li>- Power crown</li> <li>- 3:1 flight screw adjusters</li> <li>- Steering wheel drive control (in lieu of joysticks)</li> <li>- Wiring only, grade controls</li> <li>- Dual sonic grade and slope, Topcon P-32</li> <li>- 20' ski (6.096 m)</li> <li>- 30' to 40' ski (9.14 to 12.19 m)</li> <li>- Berm extensions, 12" x 4.5" (.30 x .11 m), L and R</li> <li>- 12" (.305 m) auger extensions, right and left</li> <li>- 24" (.610 m) auger extensions, right and left</li> </ul>

# LeeBoy

**BUILT BY** LISTENING  
KNOWLEDGE  
EXPERTISE



VT LeeBoy, Inc. ■ 500 Lincoln County Parkway Extension ■ Lincolnton, NC 28092 ■ 704.966.3300  
For additional products or information, visit our website: [www.LeeBoy.com](http://www.LeeBoy.com)

BR-1009.1-EN This document contains information applicable for the U.S. and U.S. Territories. For International product availability, specifications and support, please contact your authorized LeeBoy representative. The technical data contained herein is subject to change due to continuous engineering and development. Accordingly, LeeBoy Group reserves the right to modify at any time.

09/13/2017 13:41

Product Specifications  
**LeeBoy 8616C Paver**  
**High Deck/Low Deck**

The following specifications are based on the 8616C Asphalt Paver manufactured by LeeBoy Group. Because of continuous equipment research and development, we reserve the right to change these specifications. For more information, questions or assistance preparing specifications, please contact your local LeeBoy sales representative.

Comply	<b>1. Dimensions</b>
Y___ N___	a. Length: 15' 4" (4.67 m)
Y___ N___	b. Width: 8' 6" (2.59 m) transport
	10' (3.048 m) hopper wings down
Y___ N___	c. Height: 8' 8" (2.64 m)
Y___ N___	d. Total Weight (with screed): 21,420 lbs. (9,715 kg)
	<b>2. Engine:</b>
Y___ N___	a. Kubota turbocharged diesel
Y___ N___	b. Tier 4 Final - 111 hp (82.77 kw) @2,400 rpm
	<b>3. Capacities:</b>
Y___ N___	a. Fuel: 34 gallons (128 l)
Y___ N___	b. Hydraulic: 43.5 gallons (164 l)
Y___ N___	c. Washdown tank: 7 gallons (26.5 l)
Y___ N___	d. DEF tank: 5 gallons (18.9 l)
	<b>4. Hopper:</b>
Y___ N___	a. Dual 20.5" (0.52 m) heavy-duty slat feeding conveyors
Y___ N___	b. Each conveyor is independent with automatic cut-offs, variable speed and conveyor bypass
Y___ N___	c. Proportional speed controlled augers
Y___ N___	d. Hopper size: 9 ton (8,164 kg)
Y___ N___	e. Hopper height: 27.5" (0.699 m)
	<b>5. Hopper Wings:</b>
Y___ N___	a. Constructed of .5" (12.7 mm) thick material
Y___ N___	b. Two cylinders per side
Y___ N___	c. Wide radius corners allow for cleaner operation
	<b>6. Standard Variable Paving Widths:</b>
Y___ N___	a. Machine has variable paving widths up to 15' (4.6 m)
	<b>7. Paving Depths:</b>
Y___ N___	a. Hydraulically operated tow points with toggle switches to allow operation from seat or screed
Y___ N___	b. Includes manual flight screws positioned on the screed
Y___ N___	c. Depth: 0 to 6" (0.152 m)

Y__ N__	<b>8. Screed:</b>
Y__ N__	a. Heavy Duty Legend full free floating 96" (2.44 m) main screed with automatic screed lock
Y__ N__	b. Consist of a 16.75" (.042 m) deep main screed
	c. Constructed of .5" (12.7 mm) AR400 steel bolt-on wear plates for easy replacement
Y__ N__	<b>9. Screed Extensions:</b>
Y__ N__	a. Two 44" (1.12 m) screed extensions, hydraulically operated
Y__ N__	b. To eliminate seams, the heated extensions are adjustable and mounted flush with the main screed
Y__ N__	c. Includes replaceable .375" (.009 m) by 7.38" (0.111 m) AR 400 bottom wear plate
Y__ N__	d. Equipped with two vertical height adjustments and one angle of attack adjustment per extension
Y__ N__	<b>10. Screed Heat (Electric):</b>
Y__ N__	a. Legend HD Electric Screed
Y__ N__	b. 12 kw generator
Y__ N__	c. Electric timer and automatic RPM control system
Y__ N__	d. Environmentally safe, sealed S-curve elements in main screed and sealed, blade-style elements in extensions
Y__ N__	<b>11. Screed Vibration:</b>
	a. Equipped with two hydraulic vibrators capable of producing up to 2,900 vibrations per minute each (preset at 2,400 vpm)
Y__ N__	<b>12. Screed Crown/Invert:</b>
Y__ N__	a. Equipped with a crown/invert adjustment allowing at least 2.5" (0.635 m) of crown and 1.5" (0.038 m) of valley
Y__ N__	b. Includes a leveling indicator for the operator to know when the screed is level
Y__ N__	<b>13. Screed End Gates:</b>
	a. Equipped with vertical height adjustment with tilt control and replaceable wear shoes
Y__ N__	<b>14. Material Augers:</b>
Y__ N__	a. Two independent, hydraulically driven, segmented augers. Operated automatically or manually
Y__ N__	b. Augers are 12" (.305 m) diameter and are cast from .625" (.016 m) SAE 4140 heat treated steel
Y__ N__	c. System has manual override function and automatic functions are controlled by sonic sensors (non-contracting)
Y__ N__	<b>15. Operators Platform:</b>
	a. Forward/reverse speeds incorporated into the CAN Bus electrical system



Y\_\_\_ N\_\_\_  
Y\_\_\_ N\_\_\_  
Y\_\_\_ N\_\_\_  
Y\_\_\_ N\_\_\_  
Y\_\_\_ N\_\_\_  
Y\_\_\_ N\_\_\_

- b. DP 700 7" (17.78 cm), 800 x 400 pixel push button color display
- c. Control console with menu-driven diagnostics of electrical, hydraulic and engine functions, can be slid from side-to-side
- d. Modular design facilitates easy part replacement during maintenance
- e. Preset speed indicator to maintain consistent paver speed
- f. Emergency stop safety switch for shutdown of paver if necessary
- g. Two piece, grip strut, anti-slip walk board platform

**16. Operators Controls:**

Y\_\_\_ N\_\_\_  
Y\_\_\_ N\_\_\_  
Y\_\_\_ N\_\_\_

- a. Includes dual joystick electronic steer
- b. All control switches are in a centralized control panel that can be slid to either side
- c. Dash includes augers, screed extension, cut-offs, screed lift, hopper wings, conveyors, throttle, grade controls, steering, lights, 2-speed, horn, vibrators, and e-stop

**17. Screed Controls:**

Y\_\_\_ N\_\_\_  
Y\_\_\_ N\_\_\_

- a. Screed controls have extensions, pile height, slope extensions, auger override, auger speed controls and tow points
- b. Graphic instrument display

**18. Steering:**

Y\_\_\_ N\_\_\_  
Y\_\_\_ N\_\_\_

- a. Dual electronic left and right steering controls
- b. Electronically controlled pumps are controlled by a dual joystick control station

**19. Washdown System:**

Y\_\_\_ N\_\_\_

- a. Electric pump with two hose reels with 15' X .3125" (4.572m x 8 mm) diameter hose

**20. Hydraulic System:**

Y\_\_\_ N\_\_\_  
Y\_\_\_ N\_\_\_  
Y\_\_\_ N\_\_\_  
Y\_\_\_ N\_\_\_  
Y\_\_\_ N\_\_\_

- a. Variable volume hydraulic pumps for each drive
- b. Load sense pump for auger, generator and cylinder functions
- c. Engine mounted gear pump for conveyor functions
- d. Hydraulic reservoir: 43.5 gallons (164 l)
- e. Hydraulic oil: all weather, all temperature

**21. Push Rollers:**

Y\_\_\_ N\_\_\_  
Y\_\_\_ N\_\_\_

- a. Two 3.5" (89 mm) diameter rollers with sealed bearings mounted on a swivel frame
- b. Vertically adjustable push rollers, 7" (.178 m) of height adjustment

**22. Track Drive System:**

Y\_\_\_ N\_\_\_  
Y\_\_\_ N\_\_\_  
Y\_\_\_ N\_\_\_

- a. Hydrostatically powered, self-cleaning crawler type tracks consisting of drive sprocket, eight rollers (five oscillating) and hydraulically adjustable front idler
- b. Final drive consist of torque hubs with two speeds and obtained by means of a toggle switch
- c. Failsafe brake with anti-creep function

Y\_\_\_ N\_\_\_  
Y\_\_\_ N\_\_\_  
Y\_\_\_ N\_\_\_  
Y\_\_\_ N\_\_\_

- d. Track size: 14" (0.356 m) wide x 220" (5.60 m) poly  
OR
- e. Track size: 14" (0.356 m) wide x 220" (5.60 m) smooth ride poly (optional)
- f. Paving speed: 0 to 151' per minute (1.72 mph)
- g. Travel speed: 0 to 355' per minute (4.04 mph)

**23. Additional Standard Equipment:**

Y\_\_\_ N\_\_\_  
Y\_\_\_ N\_\_\_  
Y\_\_\_ N\_\_\_  
Y\_\_\_ N\_\_\_  
Y\_\_\_ N\_\_\_  
Y\_\_\_ N\_\_\_  
Y\_\_\_ N\_\_\_  
Y\_\_\_ N\_\_\_  
Y\_\_\_ N\_\_\_  
Y\_\_\_ N\_\_\_

- a. Gauge package (oil pressure, hour meter, electric fuel gauge, volt meter)
- b. Back-up alarm
- c. Operating Light package (4 night operating lights)
- d. Vandalism protection covers
- e. Rotating safety beacon
- f. Horn
- g. Washdown tank
- h. Wired for Topcon System V grade controls
- i. Safety hand rails and steps
- j. Cold weather package
- k. Oil pressure, high temperature shutdown system

**24. Optional Equipment:**

Y\_\_\_ N\_\_\_  
Y\_\_\_ N\_\_\_  
Y\_\_\_ N\_\_\_  
Y\_\_\_ N\_\_\_  
Y\_\_\_ N\_\_\_  
Y\_\_\_ N\_\_\_  
Y\_\_\_ N\_\_\_  
Y\_\_\_ N\_\_\_  
Y\_\_\_ N\_\_\_  
Y\_\_\_ N\_\_\_  
Y\_\_\_ N\_\_\_  
Y\_\_\_ N\_\_\_  
Y\_\_\_ N\_\_\_

- a. Screed extension vibration (hydraulically activated vibration)
- b. Smooth ride HD poly pad track
- c. Sloping screed extensions
- d. Truck hitch
- e. Power crown
- f. 3:1 Flight screw adjusters
- g. Heated end gates
- h. Steering wheel drive control (in lieu of joysticks)
- i. 110 volt outlet (20 amp GFI outlet)
- j. Topcon P-32 system controls, dual grade
- k. Topcon P-32 system controls, dual grade and slope
- l. 20-foot ski (6.096 m)
- m. 30-foot (9.144 m) to 40-foot ski (12.192 m)
- n. Berm extension, 12" x 4.5" (.305 x .114 m), LH and RH
- o. 12" (.304 m) auger extensions, right and left
- p. 24" (.609 m) auger extension group with shields, right and left

**25. Training, Support and Company:**

Y\_\_\_ N\_\_\_  
Y\_\_\_ N\_\_\_  
Y\_\_\_ N\_\_\_  
Y\_\_\_ N\_\_\_  
Y\_\_\_ N\_\_\_  
Y\_\_\_ N\_\_\_  
Y\_\_\_ N\_\_\_

- a. Training and support manuals
- b. Optional on-site operator training by Dealer
- c. One-year, unlimited hours warranty against any manufacturer defects
- d. Extended warranty available
- e. 50+ years manufacturing experience
- f. ISO 9001 Certified
- g. Manufactured in USA

# 8616C Asphalt Paver



**LeeBoy**



## Performance Features:

The renowned 8616C Asphalt Paver encompasses many features and benefits of a larger highway-class paver yet maintains a sleek footprint to better suit the commercial contractor looking for a heavier unit. Highly adaptable for heavy commercial jobs, the flexible spontaneous design gives the operator the ability to switch the unit from high deck to low deck in the matter of minutes. There's nothing left to desire as this unit provides greater serviceability with easy to locate components, consistent material flow and a heavier screed for higher production yields.

- 111 hp (82.7 kW) Kubota Tier 4 Final Diesel Engine
- Paving Widths Variable Up To 15' (4.5 m)
- Choice of High Deck or Low Deck Configuration
- Dual Joystick Electronic Steer
- Riding Operator Control Station
- Variable Speed Conveyors
- Hydraulic Pressure Sensors for System Monitoring
- 9 Ton (8,164 kg) Capacity Material Hopper
- Legend Electric Screed System, 12k Generator
- Heavy-duty Undercarriage and Track System with Oscillating Rollers



# 8616C Asphalt Paver Specifications

# LeeBoy

Dimensions	<ul style="list-style-type: none"> <li>- Length: 15' 4" (4.67 m)</li> <li>- Width: 8' 6" (2.59 m) transport 10' (3.05 m) hopper wings down</li> <li>- Height: 8' 8" (2.64 m)</li> <li>- Total Weight: 21,420 lbs. (9,715 kg)</li> </ul>	Operator's Platform	Full machine width platform
Engine	Kubota turbocharged diesel, Tier 4 Final – 111 hp (82.7 kw)	Operator's Controls	All control switches are in a single control box which can be moved from right side to left side
Capacities	<ul style="list-style-type: none"> <li>- Fuel: 34 gallons (128 l)</li> <li>- Hydraulic reservoir: 43.5 gallons (164 l)</li> <li>- Washdown tank: 7 gallons (26.5 l)</li> <li>- DEF tank: 5 gallons (18.9 l)</li> </ul>	Steering	<ul style="list-style-type: none"> <li>- Dual joystick electronic steering</li> <li>- Electronically controlled pumps operated by the forward/reverse joysticks</li> </ul>
Hopper	Hopper size: 9 ton (8,164 kg)	Washdown System	Electric pump with hose and two hose reels
Paving Widths	Variable up to 15' (4.6 m)	Push Rollers	<ul style="list-style-type: none"> <li>- Two rollers with sealed bearings mounted to allow pivoting on frame</li> <li>- Vertically adjustable oscillating push rollers</li> </ul>
Paving Depths	<ul style="list-style-type: none"> <li>- Manual flight screws positioned on the screed to control material thickness</li> <li>- Depth: 0" to 6" (152 m)</li> </ul>	Track Drive System	<ul style="list-style-type: none"> <li>- Hydrostatically powered, self-cleaning crawler type with oscillating rollers</li> <li>- Track size: 1' 2" w x 18' 4" l (.36 x 5.6 m) poly</li> <li>- Paving speed: 0 to 151' per minute (1.72 mph)</li> <li>- Travel speed: 0 to 355' per minute (4.04 mph)</li> </ul>
Screed	<ul style="list-style-type: none"> <li>- Heavy duty Legend full free floating screed</li> <li>- Consisting of a main screed and two hydraulically operated screed extensions</li> <li>- Equipped with two hydraulic vibrators</li> </ul>	Additional Standard Equipment	<ul style="list-style-type: none"> <li>- Gauge package</li> <li>- Back-up alarm</li> <li>- Wired for Topcon grade controls</li> <li>- Rotating safety beacon</li> <li>- Operating light package</li> <li>- Vandalism protection covers</li> <li>- Horn</li> </ul>
Screed Heat	<ul style="list-style-type: none"> <li>- Legend electric screed heat, 12k generator</li> <li>- Electric timer and automatic RPM control system</li> <li>- Environmentally safe, sealed s-curve elements in main screed and sealed blade-style elements in extensions</li> </ul>	Optional Equipment	<ul style="list-style-type: none"> <li>- Smooth ride HD poly pad track</li> <li>- Sloping screed extensions</li> <li>- Screed extension vibration</li> <li>- Heated end gates</li> <li>- Truck hitch</li> <li>- Power crown</li> <li>- 3:1 flight screw adjusters</li> <li>- Steering wheel drive control (in lieu of joysticks)</li> <li>- 110 volt outlet, 20 amp GFI outlet</li> <li>- Dual sonic grade and slope, Topcon P-32</li> <li>- 20' ski (6.096 m)</li> <li>- 30' to 40' ski (9.14 to 12.19 m)</li> <li>- Berm extensions, 12" x 4.5" (.30 x .11 m), L and R</li> <li>- 12" (.305 m) auger extensions, right and left</li> <li>- 24" (.610 m) auger extensions, right and left</li> </ul>
Screed Crown/Valley	<ul style="list-style-type: none"> <li>- Equipped with a crown/invert adjustment</li> <li>- Includes a levelling indicator for the operator</li> </ul>		
Material Handling	<ul style="list-style-type: none"> <li>- Two hydraulically operated under auger material cutoffs</li> <li>- Two 12" (.305 m) independent hydraulically operated cast augers</li> </ul>		

# LeeBoy

VT LeeBoy, Inc. ■ 500 Lincoln County Parkway Extension ■ Lincolnton, NC 28092 ■ 704.966.3300  
For additional products or information, visit our website: [www.LeeBoy.com](http://www.LeeBoy.com)

BR-1010.0-EN This document contains information applicable for the U.S. and U.S. Territories. For international product availability, specifications and support, please contact your authorized LeeBoy representative. The technical data contained herein is subject to change due to continuous engineering and development. Accordingly, LeeBoy Group reserves the right to modify at any time.

**BUILT BY** LISTENING  
KNOWLEDGE  
EXPERTISE



09/13/2017 13:42

Product Specifications  
**LeeBoy 8816B Paver**  
**Dual Steering**

The following specifications are based on the 8816B Asphalt Paver manufactured by LeeBoy Group. Because of continuous equipment research and development, we reserve the right to change these specifications. For more information, questions or assistance preparing specifications, please contact your local LeeBoy sales representative.

Comply	<b>1. Dimensions</b>
Y___ N___	a. Length: 17' 5" (5.310 m)
Y___ N___	b. Width: 8' 6" (2.591 m) transport 10' (3.048 m) hopper wings down
Y___ N___	c. Height: 9' (2.743 m)
Y___ N___	d. Total Weight (with screed): 25,000 lbs. (11,339 kg)
Y___ N___	<b>2. Engine:</b>
Y___ N___	a. Cummins diesel engine
Y___ N___	b. Tier 3 - 130 hp (97 kW) @ 2,200 rpm
Y___ N___	<b>3. Capacities:</b>
Y___ N___	a. Fuel: 30 gallons (114 l)
Y___ N___	b. Hydraulic: 50 gallons (227 l)
Y___ N___	c. Washdown tank: 9.76 gallons (37 l)
Y___ N___	<b>4. Hopper:</b>
Y___ N___	a. Dual 18" (0.457 m) heavy-duty slat feeding conveyors
Y___ N___	b. Each conveyor is independent with automatic cut-offs and conveyor bypass
Y___ N___	c. Conveyors and auger are reversible
Y___ N___	d. Proportional speed controlled augers and conveyors
Y___ N___	e. Hopper size: 10 ton (9,071 kg)
Y___ N___	f. Hopper height: 24" (0.610 m)
Y___ N___	<b>5. Standard Variable Paving Widths:</b>
Y___ N___	a. Variable up to 15' 6" (4.7 m)
Y___ N___	<b>6. Paving Depths:</b>
Y___ N___	a. Hydraulically operated tow point with CAN Bus keypads to allow operation of screed from seat
Y___ N___	b. Includes manual flights screws positioned on the screed
Y___ N___	c. Depth: 0 to 6" (0.152 m)
Y___ N___	<b>7. Screed:</b>
Y___ N___	a. Heavy Duty Legend Electric Screed
Y___ N___	b. Consist of a 96" (2.438 m) wide main screed and 45" (1.14 m) wide screed extensions

Y\_\_\_ N\_\_\_

Y\_\_\_ N\_\_\_

Y\_\_\_ N\_\_\_

Y\_\_\_ N\_\_\_

Y\_\_\_ N\_\_\_

Y\_\_\_ N\_\_\_

Y\_\_\_ N\_\_\_

Y\_\_\_ N\_\_\_

Y\_\_\_ N\_\_\_

Y\_\_\_ N\_\_\_

Y\_\_\_ N\_\_\_

Y\_\_\_ N\_\_\_

- c. Main screed: constructed of .5" (912.7 mm) AR400 steel bolt-on wear plates for easy replacement
- d. Extensions: .375" (10 mm) AR400 steel, 3' 9" (1.14 m) extension length
- e. transport width: 8' 6" (2.59 m)
- f. Operating width: 8' (2.44m), Maximum 15' 6" (4.72 m)
- g. Six blade elements, one in each extension and two in each side of the main screed
- h. Electronic heating controls
- i. Walkway width: 12" (.305 m)
- j. Hydraulically driven electric generator
- k. Equipped with two hydraulic vibrators capable of producing 3,400 vibrations per minute each
- l. Adjustable crown/invert, at least 2" (51 mm) of crown and 1.5" (38 mm) of valley
- m. Hydraulic sloping extensions 0 to 10 percent each side
- n. Two large tool boxes

**8. Screed Extensions:**

Y\_\_\_ N\_\_\_

Y\_\_\_ N\_\_\_

Y\_\_\_ N\_\_\_

Y\_\_\_ N\_\_\_

Y\_\_\_ N\_\_\_

Y\_\_\_ N\_\_\_

- a. Two 45" (1.14 m) screed extensions hydraulically operated
- b. To eliminate seams, the heated extensions are adjustable and mounted flush with the main screed
- c. Includes replaceable .375" (.009 m) by 12" (0.305 m) AR 400 bottom wear plate
- d. Extensions Length: 3' 9" (1.14 m)
- e. Equipped with two vertical height adjustments and one angle of attack adjustments
- f. Extension slope: Hydraulic sloping extensions 0 to 10 percent each side

**9. Screed Heat (Electric):**

Y\_\_\_ N\_\_\_

Y\_\_\_ N\_\_\_

Y\_\_\_ N\_\_\_

- a. Self-contained , hydraulically driven generator with electric blade heating system
- b. Environmentally safe sealed blade heaters on main screed and extensions
- c. Electric timer and automatic RPM control system

**10. Screed Vibration:**

Y\_\_\_ N\_\_\_

- a. Equipped with two hydraulic vibrators capable of producing up to 2,900 vibrations per minute each (preset at 2,400 VPM)

**11. Screen End Gates:**

Y\_\_\_ N\_\_\_

- a. Equipped with vertical height adjustment with tilt control and replaceable wear shoes

**12. Screed Crown/Invert:**

Y\_\_\_ N\_\_\_

Y\_\_\_ N\_\_\_

- a. Equipped with a crown/invert adjustment allowing at least 2.5" (0.365 m) of crown and 1.5" (0.038 m) of valley
- b. Includes a leveling indicator for the operator to know when the screed is level

**13. Hopper Wings:**

Y\_\_\_ N\_\_\_

- a. Constructed of .5" (.013 m) thick material

Y\_\_\_ N\_\_\_  
Y\_\_\_ N\_\_\_

- b. Two cylinders per side
- c. Wide radius corners allow for cleaner operation

**14. Material Augers:**

Y\_\_\_ N\_\_\_

- a. Two independent automatically or manually operated hydraulic casted segmented augers constructed with .625" (0.016 m) thick Nihard steel, are replaceable
- b. Augers are 14" (0.356 m) diameter and controlled automatically by sonic units (non-contacting)
- c. Equipped with auger bypass and are reversible
- d. Auger assembly raises hydraulically for easy loading

Y\_\_\_ N\_\_\_

Y\_\_\_ N\_\_\_

Y\_\_\_ N\_\_\_

**15. Operators Platform:**

Y\_\_\_ N\_\_\_

Y\_\_\_ N\_\_\_

Y\_\_\_ N\_\_\_

Y\_\_\_ N\_\_\_

Y\_\_\_ N\_\_\_

Y\_\_\_ N\_\_\_

Y\_\_\_ N\_\_\_

Y\_\_\_ N\_\_\_

- a. Plus 1 steering wheel and joystick control
- b. Forward/reverse speeds incorporated into the CAN Bus electrical system
- c. Push button color display
- d. Control right and left consoles with menu-driven diagnostics of electrical, hydraulic and engine functions
- e. Modular design facilitates easy part replacement during maintenance
- f. Preset speed indicator to maintain consistent paver speed
- g. Emergency stop safety switch for shutdown of paver if necessary
- h. All paver functions incorporated into touch pad

**16. Operators Controls:**

Y\_\_\_ N\_\_\_

Y\_\_\_ N\_\_\_

Y\_\_\_ N\_\_\_

Y\_\_\_ N\_\_\_

Y\_\_\_ N\_\_\_

- a. Includes dual joystick electronic steer
- b. All control switches are on the left and right sides
- c. Dash includes augers, screed extension, cut-offs, screed, hopper wings, conveyors, throttle, grade controls, steering and lights
- d. Remote screed controls have extensions, conveyor bypass, pile height, sloping extensions, auger override and cut-off controls
- e. Graphic instrument display

**17. Screed Controls:**

Y\_\_\_ N\_\_\_

Y\_\_\_ N\_\_\_

- a. Remote CAN Bus push button keypads
- b. Screed controls have extensions, conveyor bypass, pile height, slope extensions, auger override and conveyor speed controls

**18. Steering:**

Y\_\_\_ N\_\_\_

Y\_\_\_ N\_\_\_

- a. Dual electronic left and right steering controls
- b. Electronically controlled pumps are controlled by a dual joystick control station

**19. Washdown System:**

Y\_\_\_ N\_\_\_

- a. Electric pump with two hose reels with 15' X 5/16" (4.572m x 8 mm) diameter hose

**20. Hydraulic System:**

Y\_\_\_ N\_\_\_

- a. Variable volume hydraulic pumps for each drive and conveyor/auger

Y\_\_\_ N\_\_\_  
Y\_\_\_ N\_\_\_  
Y\_\_\_ N\_\_\_  
Y\_\_\_ N\_\_\_

- b. Constant volume pump for fumes and vibrator
- c. Load sense pump for all other hydraulic functions
- d. Hydraulic reservoir: 50 gallons (189.2 l) with oil cooler
- e. Hydraulic oil: all weather, all temperature

**21. Push Rollers:**

Y\_\_\_ N\_\_\_

- a. Two 3.5" (89 mm) diameter rollers with sealed bearings mounted on a swivel frame

**22. Track Drive System:**

Y\_\_\_ N\_\_\_

- a. Hydrostatically powered, self-cleaning crawler type tracks consisting of drive sprocket, seven rollers (four oscillating) and hydraulically adjustable front idler
- b. Final drive consist of torque hubs with two speeds and obtained by means of a push button
- c. Failsafe brake with anti-creep function
- d. Track size: 14" (0.356 m) wide x 248" (6.29 m) poly
- e. Paving speed: 0 to 140' per minute (1.6 mph)
- f. Travel speed: 0 to 360' per minute (4.1 mph)

Y\_\_\_ N\_\_\_

Y\_\_\_ N\_\_\_

Y\_\_\_ N\_\_\_

Y\_\_\_ N\_\_\_

Y\_\_\_ N\_\_\_

**23. Additional Standard Equipment:**

Y\_\_\_ N\_\_\_

- a. Gauge package (oil pressure, hour meter, electric fuel gauge, volt meter)
- b. Back-up alarm
- c. Operating Light package (4 night operating lights)
- d. Vandalism protection covers
- e. Two umbrellas
- f. Rotating safety beacon
- g. Horn
- h. Citrus tank
- i. Variable fumes control
- j. Handheld depth gauge rod
- k. Wired for Topcon System V grade controls
- l. Safety hand rails and steps
- m. Cold weather package
- n. Telescoping walk boards
- o. Oil pressure, high temperature shutdown system

Y\_\_\_ N\_\_\_

Y\_\_\_ N\_\_\_

Y\_\_\_ N\_\_\_

Y\_\_\_ N\_\_\_

Y\_\_\_ N\_\_\_

Y\_\_\_ N\_\_\_

Y\_\_\_ N\_\_\_

Y\_\_\_ N\_\_\_

Y\_\_\_ N\_\_\_

Y\_\_\_ N\_\_\_

Y\_\_\_ N\_\_\_

Y\_\_\_ N\_\_\_

Y\_\_\_ N\_\_\_

Y\_\_\_ N\_\_\_

**24. Optional Equipment:**

Y\_\_\_ N\_\_\_

- a. Screed extension vibration (hydraulically activated vibration)
- b. Rubber Track, continuous - in lieu of Poly
- c. Truck hitch
- d. Power crown
- e. Topcon P-32 system controls, dual grade
- f. Topcon P-32 system controls, dual grade and slope
- g. 20-foot ski (6.096 m)
- h. 30-foot (9.144 m) to 40-foot ski (12.192 m)
- i. 28' (8.5 m) Topcon sonic ski (for use with System 5)
- j. 24" (0.610 m) auger extension group with shields (includes right and left)
- k. 20' (6.096 m) paving kit (includes: bolt-on extensions/side, augers and shields)

Y\_\_\_ N\_\_\_

Y\_\_\_ N\_\_\_

Y\_\_\_ N\_\_\_

Y\_\_\_ N\_\_\_

Y\_\_\_ N\_\_\_

Y\_\_\_ N\_\_\_

Y\_\_\_ N\_\_\_

Y\_\_\_ N\_\_\_

Y\_\_\_ N\_\_\_

Y\_\_\_ N\_\_\_

Y\_\_\_ N\_\_\_



Y\_\_ N\_\_

Y\_\_ N\_\_

Y\_\_ N\_\_

l. 18' (5.486 m) paving kit (includes: bolt-on extensions/side, augers and shields)

m. 24" (0.610 m) roll up curb attachment – right

n. 24" (0.610 m) roll up curb attachment – left

Y\_\_ N\_\_

Y\_\_ N\_\_

Y\_\_ N\_\_

Y\_\_ N\_\_

Y\_\_ N\_\_

Y\_\_ N\_\_

Y\_\_ N\_\_

**25. Training, Support and Company:**

a. Training and support manuals

b. Optional on-site operator training by Dealer

c. One-year, unlimited hours warranty against any manufacturer defects

d. Extended warranty available

e. 50+ years manufacturing experience

f. ISO 9001 Certified

g. Manufactured in USA

# 8816B Asphalt Paver




**LeeBoy**



## Performance Features:

The 8816B Asphalt Paver is the perfect paver for government agencies or contractors looking towards larger street, highway or commercial paving projects for a major source of revenue. Designed with the paving professional in mind, this model is equipped with all of the features you expect from a high-yield machine. There's nothing left to desire as the 8816B provides greater serviceability with easy to locate components, consistent material flow and a heavier electric screed for higher production yields.

- 130 hp (97 kw) Cummins Tier 3 Turbocharged Diesel Engine
- Paving Widths Variable Up To 16' 0" (4.7 m)
- High Deck Configuration
- Dual Side Out Operator's Stations
- Ultra-efficient Material Management System
- Graphic Instrument Display with Vandalism Protection
- 10 Ton (9,072 kg) Capacity Material Hopper
- Proven Legend Electric Screed System
- Easy-to-Locate Service Areas
- LED Operating Light Package



## 8816B Asphalt Paver Specifications

# LeeBoy

Dimensions	<ul style="list-style-type: none"> <li>- Length: 17' 5" (5.31 m)</li> <li>- Width: 8' 6" (2.59 m) transport 10' (3.05 m) hopper wings down</li> <li>- Height: 9' (2.743 m)</li> <li>- Total Weight: 25,000 lbs. (11,339 kg)</li> </ul>	Operator's Platform	High deck configuration
Engine	Cummins turbocharged diesel, Tier 3 – 130 hp (97 kw)	Operator's Controls	<ul style="list-style-type: none"> <li>- All control switches are on left and right sides</li> <li>- Dash panel includes augers, screed extension, cut-offs, screed lift, hopper wings, conveyors, throttle, grade controls, steering and lights</li> </ul>
Capacities	<ul style="list-style-type: none"> <li>- Fuel: 30 gallons (114 l)</li> <li>- Hydraulic reservoir: 50 gallons (227 l)</li> <li>- Washdown tank: 9.7 gallons (37 l)</li> </ul>	Steering	<ul style="list-style-type: none"> <li>- Dual electronic left and right steering controls</li> <li>- Electronically controlled pumps are controlled by a dual joystick control station</li> </ul>
Hopper	Hopper size: 10 ton (9,071 kg)	Washdown System	Electric pump with two hoses and hose reels
Paving Widths	Variable up to 15' 6" (4.7 m)	Push Rollers	Two rollers with sealed bearings mounted on a swivel frame
Paving Depths	<ul style="list-style-type: none"> <li>- Manual flight screws positioned on the screed to control material thickness</li> <li>- Depth: 0" to 6" (152 m)</li> </ul>	Track Drive System	<ul style="list-style-type: none"> <li>- Hydrostatically powered, self-cleaning crawler type</li> <li>- Track size: 14" wide x 20' 8" long (.356 x 6.29 m) poly</li> <li>- Paving speed: 0 to 140' per minute (1.6 mph)</li> <li>- Travel speed: 0 to 360' per minute (4.1 mph)</li> </ul>
Screed	<ul style="list-style-type: none"> <li>- Legend HD Electric screed</li> <li>- Consisting of a main screed and two hydraulically operated screed extensions</li> <li>- Equipped with two hydraulic vibrators</li> </ul>	Additional Standard Equipment	<ul style="list-style-type: none"> <li>- Gauge package</li> <li>- Back-up alarm</li> <li>- Rotating LED safety beacon</li> <li>- LED working light package</li> <li>- Vandalism protection covers</li> <li>- Wired for TopCon System grade controls</li> <li>- Cold weather package</li> <li>- Safety hand rails and steps</li> </ul>
Screed Heat	<ul style="list-style-type: none"> <li>- Electric screed heat</li> <li>- Hydraulically driven generator</li> <li>- Electric timer and automatic RPM control system</li> </ul>	Optional Equipment	<ul style="list-style-type: none"> <li>- Screed extension vibration</li> <li>- Rubber track, continuous - in lieu of poly</li> <li>- Truck hitch</li> <li>- Power crown</li> <li>- Dual sonic grade and slope (Topcon)</li> <li>- Sonic grade controls, both sides (Topcon)</li> <li>- 20' (6.09 m) ski, 30' to 40' (9.14 m to 12.19 m) ski</li> <li>- 24" (.610 m) auger extension group with shields</li> <li>- 20' (6.09 m) or 18' (5.48) paving kit</li> <li>- 24" (.61 m) roll up curb attachment, right or left</li> </ul>
Screed Crown/Valley	<ul style="list-style-type: none"> <li>- Equipped with a crown/invert adjustment</li> <li>- Includes a levelling indicator for the operator</li> </ul>		
Material Handling	<ul style="list-style-type: none"> <li>- Two hydraulically operated under auger material cutoff plates</li> <li>- Two 14" (.356 m) diameter independent hydraulically operated cast augers</li> </ul>		

# LeeBoy

**BUILT BY** LISTENING  
KNOWLEDGE  
EXPERTISE

VT LeeBoy, Inc. ■ 500 Lincoln County Parkway Extension ■ Lincolnton, NC 28092 ■ 704.966.3300  
For additional products or information, visit our website: [www.LeeBoy.com](http://www.LeeBoy.com)

BR-10111-EN This document contains information applicable for the U.S. and U.S. Territories. For International product availability, specifications and support, please contact your authorized LeeBoy representative. The technical data contained herein is subject to change due to continuous engineering and development. Accordingly, LeeBoy Group reserves the right to modify at any time.



09/13/2017 13:42

## Product Specifications

# LeeBoy 400B Vibratory Roller

## 3 – 5 Ton

The following specifications are based on the 400B Vibratory Roller (with or without trailer hitch) manufactured by LeeBoy Group. Because of continuous equipment research and development, we reserve the right to change these specifications. For more information, questions or assistance preparing specifications, please contact your local LeeBoy sales representative.

Comply	1. <b>Dimensions (400B) without trailer hitch option:</b>
Y___ N___	a. Length: 9' 6" (2.9 m)
Y___ N___	b. Width: 4' 2" (1.27 m)
Y___ N___	c. Height: 7' 6" (2.28 m) ROPS down 8' 5" (2.57 m) ROPS down, with strobe 9' 4" (2.85 m) ROPS up 9' 10" (3.00 m) ROPS up, with strobe
Y___ N___	d. Wheel base: 6' 6" (1.981 m)
Y___ N___	e. Turing radius: 13' 5" (4.089 m)
Y___ N___	2. <b>Weights (400B) without trailer hitch option:</b>
Y___ N___	a. Static weight total: 5,640 lbs. (2,558 kg)
Y___ N___	b. Front: 2,140 lbs. (971 kg)
Y___ N___	c. Rear: 3,500 lbs. (1,587 kg)
Y___ N___	d. Loaded weight: 7,000 lbs. (3,175 kg)
	OR
Y___ N___	3. <b>Dimensions (400BT) with trailer hitch option:</b>
Y___ N___	a. Length: 12' 8" (3.86 m) tongue down 11' 2" (3.40 m) tongue up
Y___ N___	b. Width: 6' 6" (1.98 m)
Y___ N___	c. Height: 7' 6" (2.28 m) ROPS down 8' 5" (2.57 m) ROPS down, with strobe 9' 4" (2.85 m) ROPS up 9' 10" (3.00 m) ROPS up, with strobe
Y___ N___	d. Wheel base: 6' 6" (1.981 m)
Y___ N___	e. Turning radius: 13' 5" (4.089 m)
Y___ N___	4. <b>Weights (400BT) with trailer hitch option:</b>
Y___ N___	a. Static weight total: 6,760 lbs. (3,066 kg)
Y___ N___	b. Front: 2,820 lbs. (1,279 kg)
Y___ N___	c. Rear: 3,960 lbs. (1,796 kg)
Y___ N___	d. Loaded weight: 8,120 lbs. (3,683 kg)
Y___ N___	5. <b>Vibration:</b>
Y___ N___	a. Provided to the rear drum only
Y___ N___	b. Internal shaft vibrating mechanism producing at least 2,600 VPM
Y___ N___	c. Vibrator centrifugal force: 2,800 lbs (1,270 kg)

Y\_\_\_ N\_\_\_  
Y\_\_\_ N\_\_\_

**6. Engine:**

- a. Output (gross intermittent): 24.8 HP at 2,400 RPM (18.5 kw)
- b. Tier 4 Final, 4 cylinder Kubota naturally aspirated diesel water-cooled

Y\_\_\_ N\_\_\_  
Y\_\_\_ N\_\_\_  
Y\_\_\_ N\_\_\_

**7. Transmission:**

- a. Servo controlled hydrostatic pump
- b. Axial piston motor
- c. Planetary gearbox

Y\_\_\_ N\_\_\_

**8. Travel Speed:**

- a. 0 to 4 mph (0 to 6.5 kph)

Y\_\_\_ N\_\_\_

**9. Front Drums:**

- a. Split drums, each drum holds 40 gallons (151.4 l) of water – 80 gallons (302.8 l) total
- b. Front drums have adjustable tapered bearings
- c. Equipped with a locking device that holds the front drum stable when transported
- d. Diameter: 30" (.762 m)
- e. Width: 40" (1.016 m)

Y\_\_\_ N\_\_\_  
Y\_\_\_ N\_\_\_

Y\_\_\_ N\_\_\_  
Y\_\_\_ N\_\_\_

**10. Rear Drums:**

- a. Diameter: 30" (.762 m)
- b. Width: 44" (1.118 m)

Y\_\_\_ N\_\_\_  
Y\_\_\_ N\_\_\_

**11. Hydraulic Reservoir:**

- a. 27 gallons (102 l)

Y\_\_\_ N\_\_\_

**12. Fuel Reservoir:**

- a. 8 gallons (30 l)

Y\_\_\_ N\_\_\_

**13. Water Tank:**

- a. Plastic water tank
- b. Hinged to allow easy access (when empty) to engine compartment
- c. Water spray system is pressurized and non-corrosive
- d. Tank size: 80 gallons (302.8 l)

Y\_\_\_ N\_\_\_  
Y\_\_\_ N\_\_\_  
Y\_\_\_ N\_\_\_  
Y\_\_\_ N\_\_\_

**14. Operator's Station:**

- a. Seat: Full width cushioned bench seat
- b. Controls: Forward/reverse levers mounted on both sides of driver console

Y\_\_\_ N\_\_\_  
Y\_\_\_ N\_\_\_

**15. Brakes:**

- a. Hydrostatic braking with low pressure, spring applied parking brake
- b. Includes a break away system for towing (400T model only)

Y\_\_\_ N\_\_\_  
Y\_\_\_ N\_\_\_

Y__ N__	<b>16. Electrical System:</b> a. 12 volt negative ground
Y__ N__	<b>17. Steering:</b> a. Hydraulic power steering
Y__ N__	<b>18. Instrumentation:</b> a. Hour meter b. Water temperature, oil pressure and battery warning lights c. Glow plug
Y__ N__	<b>19. Transportation Equipment (400BT model with Trailer Hitch):</b> a. Equipped with a towing package b. Independent, hydraulically operated ST235/80R-16, load E tires and wheels with electric brakes c. Front of machine has hydraulically operated, adjustable tongue with safety chains and pin d. Recommended towing speed: 45 mph (72 Kph)
Y__ N__	
Y__ N__	
Y__ N__	
Y__ N__	<b>20. Additional Standard Equipment:</b> a. Back-up alarm b. ROPS roll bar c. Amber safety strobe
Y__ N__	
Y__ N__	
Y__ N__	<b>21. Optional Equipment:</b> a. Gauge package (oil pressure, water temperature, voltmeter, fuel) b. Umbrella c. Canopy d. Coco mats e. Horn f. LED night operating lights g. Vandalism package h. Slow moving vehicle sign i. Fire extinguisher
Y__ N__	
Y__ N__	
Y__ N__	
Y__ N__	
Y__ N__	
Y__ N__	
Y__ N__	
Y__ N__	
Y__ N__	<b>22. Training, Support and Company</b> a. Training and support manuals b. Optional on-site operator training by Dealer c. One-year, unlimited hours warranty against any manufacturer defects d. Extended warranty available e. 50+ years manufacturing experience f. ISO 9001 Certified g. Manufactured in the USA
Y__ N__	
Y__ N__	
Y__ N__	
Y__ N__	
Y__ N__	
Y__ N__	

# 400B Vibratory Roller




# LeeBoy



## Performance Features:

Optimal for asphalt compaction projects on streets, parking lots, driveways and sidewalks, the 400B vibratory roller is available in standard and towable configurations to meet the contractors' exact working needs. In order to assure optimum performance, the split-front drum design eliminates pushing or tearing of the mat by delivering smooth turns during operation. The high capacity water tank allows for long stints between refills decreasing roller downtime.

- 23.8 hp (18.5 kW) Kubota Tier 4 Final Diesel Engine
- Servo-Controlled Hydrostatic Transmission
- 40" (1.01 m) Split-Front Drum, 44" (1.118 m) Rear Drum
- Split Drums, 40 Gallons Each, 80 Gallons (303 l) Total
- 5,540 lbs (2,558 kg) static weight
- 2,500 Vibrations Per Minute Internal Vibratory System
- Hinged Operator's Platform for Easy Access
- Cushioned Full Width Bench Seat
- Pressurized Water System
- Hydrostatic Braking and Parking Brake
- Towing Configuration Available with Trailer Hitch



# 400B Vibratory Roller Specifications

# LeeBoy

Dimensions without towing configuration (400B)	<ul style="list-style-type: none"> <li>- Static weight: 5,640 lbs (2,558 kg)</li> <li>- Loaded weight: 7,000 lbs (3,175 kg)</li> <li>- Length: 9' 6" (2.9 m)</li> <li>- Width: 4' 2" (1.27 m)</li> <li>- Height: 7' 6" (2.28 m) ROPS down 8' 5" (2.57 m) ROPS down, with strobe 9' 4" (2.85 m) ROPS up 9' 10" (3.00 m) with strobe</li> <li>- Wheel base: 6' 6" (1.98 m)</li> </ul>
--	---

Dimensions with towing configuration (400BT)	<ul style="list-style-type: none"> <li>- Static weight: 6,760 lbs (3,066 kg)</li> <li>- Loaded weight: 8,120 lbs (3,683 kg)</li> <li>- Length: 12' 8" (3.86 m)</li> <li>- Width: 6' 6" (1.98 m)</li> <li>- Height: 7' 6" (2.28 m) ROPS down 8' 5" (2.57 m) ROPS down, with strobe 9' 4" (2.85 m) ROPS up 9' 10" (3.00 m) with strobe</li> <li>- Wheel base: 6' 6" (1.98 m)</li> <li>- Recommended tow speed: 45 mph (72 kph)</li> </ul>
--	---

Engine	Kubota diesel, Tier 4 Final – 24.8 hp (18.5 kw)
--------	--

Capacities	<ul style="list-style-type: none"> <li>- Fuel: 8 gallons (30 l)</li> <li>- Hydraulic reservoir: 27 gallons (102 l)</li> <li>- Water tank size: 80 gallons (302.8 l)</li> </ul>
------------	--

Transmission	<ul style="list-style-type: none"> <li>- Servo-controlled hydrostatic pump</li> <li>- Axial piston motor</li> <li>- 0 to 4 mph (0 to 6.5 kph)</li> </ul>
--------------	--

Front Drums	<ul style="list-style-type: none"> <li>- Split drum, holds 40 gallons (151.4 l) each, 80 gallons (303 l) total</li> <li>- Diameter: 30" (.762 m)</li> <li>- Width: 40" (1.016 m)</li> </ul>
-------------	---

Rear Drums	<ul style="list-style-type: none"> <li>- Diameter: 30" (.762 m)</li> <li>- Width: 44" (1.118 m)</li> </ul>
------------	--

Vibration	<ul style="list-style-type: none"> <li>- Provided to the rear drum only</li> <li>- Internally mounted 2,600 vibrations per minute</li> </ul>
-----------	--

Operator's Platform	- Full width cushioned bench seat
---------------------	-----------------------------------

Operator's Controls	Forward/reverse levers mounted on both side of driver console
---------------------	---

Steering	Hydraulic power steering
----------	--------------------------

Brakes	<ul style="list-style-type: none"> <li>- Hydrostatic braking with low pressure, parking brake</li> <li>- 400BT configuration includes a break away system for towing</li> </ul>
--------	---

Instrumentation	<ul style="list-style-type: none"> <li>- Hour meter</li> <li>- Water temperature, oil pressure, battery warning lights</li> <li>- Glow plug</li> </ul>
-----------------	--

Additional Standard Equipment	<ul style="list-style-type: none"> <li>- Back-up alarm</li> <li>- ROPS roll bar</li> <li>- Amber safety strobe</li> </ul>
-------------------------------	---

Optional Equipment	<ul style="list-style-type: none"> <li>- Canopy</li> <li>- Coco mats</li> <li>- Horn</li> <li>- Gauge package</li> <li>- LED working lights package</li> <li>- Vandalism protection package</li> <li>- Slow moving vehicle sign</li> <li>- Fire Extinguisher</li> </ul>
--------------------	---

# LeeBoy

**BUILT BY** LISTENING KNOWLEDGE EXPERTISE

VT LeeBoy, Inc. ▪ 500 Lincoln County Parkway Extension ▪ Lincolnton, NC 28092 ▪ 704.966.3300  
For additional products or information, visit our website: [www.LeeBoy.com](http://www.LeeBoy.com)

BR-50012-EN This document contains information applicable for the U.S. and U.S. Territories. For international product availability, specifications and support, please contact your authorized LeeBoy representative. The technical data contained herein is subject to change due to continuous engineering and development. Accordingly, LeeBoy Group reserves the right to modify at any time.



09/13/2017 13:45



Product Specifications  
**LeeBoy 420B Pneumatic Roller**

The following specifications are based on the 420B Pneumatic Roller manufactured by LeeBoy Group. Because of continuous equipment research and development, we reserve the right to change these specifications. For more information, questions or assistance preparing specifications, please contact your local LeeBoy sales representative.

Comply Y___ N___ Y___ N___ Y___ N___  Y___ N___ Y___ N___  Y___ N___ Y___ N___ Y___ N___ Y___ N___  Y___ N___ Y___ N___ Y___ N___  Y___ N___ Y___ N___  Y___ N___  Y___ N___  Y___ N___  Y___ N___  Y___ N___  Y___ N___  Y___ N___	<p><b>1. Dimensions (trailer configuration):</b></p> <ul style="list-style-type: none"><li>a. Length: 9' 6" (2.9 m)</li><li>b. Width: 5' 4" (1.63 m)</li><li>c. Height: 7' 6" (2.29 m) ROPS down 8' 5" (2.57 m) ROPS down, with strobe 9' 4" (2.85 m) ROPS up 9' 10" (3.00 m) ROPS up, with strobe</li><li>d. Wheel base: 7' 1" (2.159 m)</li><li>e. Turning radius: 15' 7" (4.75 m)</li></ul> <p><b>2. Weights:</b></p> <ul style="list-style-type: none"><li>a. Static weight total: 4,500 lbs. (2,041 kg)</li><li>b. Front: 1,900 lbs. (861 kg)</li><li>c. Rear: 2,600 lbs. (1,179 kg)</li><li>d. Loaded weight: 5,350 lbs. (2,426 kg)</li></ul> <p><b>3. Engine:</b></p> <ul style="list-style-type: none"><li>a. Output (gross intermittent): 24.8 HP at 2,400 rpm (18.5 kw)</li><li>b. Tier 4 Final, 4 cylinder Kubota naturally aspirated diesel water-cooled</li><li>c. Fuel capacity: 8 gallons (30 l)</li></ul> <p><b>4. Transmission:</b></p> <ul style="list-style-type: none"><li>a. Servo controlled hydrostatic pump</li><li>b. Two hydraulic gerotor motors with integral brakes</li></ul> <p><b>5. Travel Speed:</b></p> <ul style="list-style-type: none"><li>a. 0 to 5 mph (0 to 8.0 kph)</li></ul> <p><b>6. Tires:</b></p> <ul style="list-style-type: none"><li>a. Nine tires</li><li>b. 8.5 x 90 15k, 6-ply</li></ul> <p><b>7. Hydraulic Reservoir:</b></p> <ul style="list-style-type: none"><li>a. 27 gallons (102 l)</li></ul> <p><b>8. Water Tank:</b></p> <ul style="list-style-type: none"><li>a. Plastic water tank</li></ul>
---	--

Y\_\_\_ N\_\_\_  
Y\_\_\_ N\_\_\_  
Y\_\_\_ N\_\_\_

- b. Hinged to allow easy access (when empty) to engine compartment
- c. Water spray system is pressurized and non-corrosive
- d. Tank size: 80 gallons (302.8 l)

**9. Operator's Station:**

Y\_\_\_ N\_\_\_  
Y\_\_\_ N\_\_\_

- a. Seat: Full width cushioned bench seat
- b. Controls: Forward/reverse levers mounted on both sides of driver console

**10. Brakes:**

Y\_\_\_ N\_\_\_

- a. Hydrostatic braking with low pressure, spring applied parking brake

**11. Electrical System:**

Y\_\_\_ N\_\_\_

- a. 12 volt negative ground

**12. Steering:**

Y\_\_\_ N\_\_\_

- a. Hydraulic power steering

**13. Instrumentation:**

Y\_\_\_ N\_\_\_  
Y\_\_\_ N\_\_\_  
Y\_\_\_ N\_\_\_

- a. Hour meter
- b. Water temperature, oil pressure and battery warning lights
- c. Glow plug

**14. Additional Standard Equipment:**

Y\_\_\_ N\_\_\_  
Y\_\_\_ N\_\_\_  
Y\_\_\_ N\_\_\_

- a. Back-up alarm
- b. ROPS roll bar
- c. Amber safety strobe

**15. Optional Equipment:**

Y\_\_\_ N\_\_\_  
Y\_\_\_ N\_\_\_  
Y\_\_\_ N\_\_\_  
Y\_\_\_ N\_\_\_  
Y\_\_\_ N\_\_\_  
Y\_\_\_ N\_\_\_  
Y\_\_\_ N\_\_\_  
Y\_\_\_ N\_\_\_

- a. Gauge package (oil pressure, voltmeter, fuel)
- b. Canopy
- c. Coco mats
- d. Horn
- e. LED night operating lights
- f. Vandalism package
- g. Slow moving vehicle sign
- h. Fire Extinguisher


**16. Training, Support and Company**

Y\_\_\_ N\_\_\_  
Y\_\_\_ N\_\_\_  
Y\_\_\_ N\_\_\_  
Y\_\_\_ N\_\_\_  
Y\_\_\_ N\_\_\_  
Y\_\_\_ N\_\_\_  
Y\_\_\_ N\_\_\_

- a. Training and support manuals
- b. Optional on-site operator training by Dealer
- c. One-year, unlimited hours warranty against any manufacturer defects
- d. Extended warranty available
- e. 50+ years manufacturing experience
- f. ISO 9001 Certified
- g. Manufactured in the USA

## 420B Pneumatic Roller




# LeeBoy



### Performance Features:

Cover a larger area and experience dramatic time savings with the nine-wheeled 420B Pneumatic Roller. Manufactured with the operator's ease-of-use in mind, this roller kneads the surface for a more acceptable finished end result that guarantees a high level of satisfaction. Whether completing a small to large parking lot, subdivision, driveway or patch work, the 420B roller's industry-leading design affords friendly operator controls and easy-to-maintain serviceability.

- 24.5 hp (18.0 kW) Kubota Tier 4 Final Diesel Engine
- 2.8 to 3.2 Ton Operating Weight
- 9-Wheel Design with 1" (25.4 mm) Tire Overlap
- Front Tire Pairs Each Oscillate +/- 7°
- Servo-Controlled Hydrostatic Transmission
- 80 Gallon (303 l) Water Tank
- 4,500 lbs (2,041 kg) static weight
- Hinged Operator's Platform for Easy Engine Access
- Cushioned, Full Width Bench Seat
- Pressurized Water Spray System
- Hydrostatic Braking and Parking Brake



## 420B Pneumatic Roller Specifications

# LeeBoy

Dimensions	<ul style="list-style-type: none"><li>- Static weight: 4,500 lbs (2,041 kg)</li><li>- Loaded weight: 5,350 lbs (2,426 kg)</li><li>- Length: 9' 6" (2.9 m)</li><li>- Width: 5' 4" (1.63 m)</li><li>- Height: 7' 6" (2.29 m) ROPS down 8' 5" (2.57 m) ROPS down, with strobe 9' 4" (2.85 m) ROPS up 9' 10" (2.57 m) ROPS up, with strobe</li><li>- Wheel base: 7' 1" (2.15 m)</li></ul>
------------	---

Engine	Kubota diesel, Tier 4 Final – 24.8 hp (18.5 kw)
--------	--

Capacities	<ul style="list-style-type: none"><li>- Fuel: 8 gallons (30 l)</li><li>- Hydraulic reservoir: 27 gallons (102 l)</li><li>- Water tank size: 80 gallons (302.8 l)</li></ul>
------------	--

Transmission	<ul style="list-style-type: none"><li>- Servo-controlled hydrostatic pump</li><li>- Two hydraulic gerotor motors, integral brakes</li><li>- 0 to 5 mph (0 to 8.0 kph)</li></ul>
--------------	---

Tires	<ul style="list-style-type: none"><li>- Nine tires total</li><li>- 8.5 x 90 15k, 6-ply</li><li>- 1" (2.54 cm) tire overlap</li><li>- Front tires pairs each oscillate +/- 7°</li></ul>
-------	--

Operator's Platform	- Full width cushioned bench seat
---------------------	-----------------------------------

Operator's Controls	Forward/reverse levers mounted on both side of driver console
---------------------	---

Steering	Hydraulic power steering
----------	--------------------------

Brakes	- Hydrostatic braking with low pressure, parking brake
--------	--

Instrumentation	<ul style="list-style-type: none"><li>- Hour meter</li><li>- Water temperature, oil pressure, battery warning lights</li><li>- Glow plug</li></ul>
-----------------	--

Additional Standard Equipment	<ul style="list-style-type: none"><li>- Back-up alarm</li><li>- ROPS roll bar</li><li>- Amber safety strobe</li></ul>
-------------------------------	---

Optional Equipment	<ul style="list-style-type: none"><li>- Canopy</li><li>- Coco mats</li><li>- Horn</li><li>- Gauge package</li><li>- LED working lights package</li><li>- Vandalism protection package</li><li>- Slow moving vehicle sign</li><li>- Fire Extinguisher</li></ul>
--------------------	--

# LeeBoy

**BUILT BY** LISTENING  
KNOWLEDGE  
EXPERTISE



VT LeeBoy, Inc. ■ 500 Lincoln County Parkway Extension ■ Lincolnton, NC 28092 ■ 704.966.3300  
For additional products or information, visit our website: [www.LeeBoy.com](http://www.LeeBoy.com)

BR-50021-EN This document contains information applicable for the U.S. and U.S. Territories. For international product availability, specifications and support, please contact your authorized LeeBoy representative. The technical data contained herein is subject to change due to continuous engineering and development. Accordingly, LeeBoy Group reserves the right to modify at any time.

09/13/2017 13:46

Product Specifications  
**LeeBoy 150 Tack Distributor**

The following specifications are based on the 150 Tack Distributor manufactured by LeeBoy Group. Because of continuous equipment research and development, we reserve the right to change these specifications. For more information, questions or assistance preparing specifications, please contact your local LeeBoy sales representative.


Comply Y___ N___ Y___ N___ Y___ N___ Y___ N___	<b>1. Dimensions (trailer configuration):</b> a. Length: 11' (3.35 m) b. Width: 6' 6" (1.98 m) c. Height: 7' 2" (2.18 m) d. Tank: 150 gallons (567.8 l)
Y___ N___ Y___ N___ Y___ N___ Y___ N___ Y___ N___ Y___ N___	<b>2. Trailer Specifications (for trailer configuration):</b> a. 3,500 lb (1,587 kg) axles with a 2" (51 mm) ball hitch b. 1,500 lb (680.3 kg) jackleg c. Wired for towing d. Tires: ST 225/75D15 e. Shipping weight: 1,556 lbs (705.7 kg) f. Loaded weight: 2,771 lbs (1,256.9 kg)
Y___ N___ Y___ N___ Y___ N___ Y___ N___	<b>3. Dimensions (skid-mount configuration):</b> a. Length: 6' 4" (1.93 m) b. Width: 4' (1.21 m) c. Height: 6' 6" (1.98 m) d. Tank: 150 gallons (558 l)
Y___ N___ Y___ N___ Y___ N___	<b>4. Skid Mount Specifications (for skid-mount configuration):</b> a. For transport in the back of a truck b. Shipping weight: 900 lbs (408 kg) c. Loaded weight: 2,595 lbs (1,177 kg)
Y___ N___ Y___ N___ Y___ N___	<b>5. Tank Dimensions:</b> a. Length: 42.25" (1.07 m) b. Width: 34" (.86 m) c. Height: 30" (.76 m)
Y___ N___ Y___ N___	<b>6. Engine:</b> a. 4.8 HP (3.6 kw) Honda b. 1 gallon (3.79 l) fuel tank
Y___ N___	<b>7. Asphalt Pump:</b> a. Specially designed 7 GPM (26.5 LPM) pump
	<b>8. Heat System:</b>

Y___ N___	a. Two 54,000 BTU propane burners
Y___ N___	b. One starter burner
Y___ N___	c. 30 lbs (13.6 kg) propane fuel tank
<b>9. Temperature Gauge:</b>	
Y___ N___	a. 50 - 300° F (10 - 149° C)
<b>10. Flush Tank:</b>	
Y___ N___	a. 7 gallons (26.5 l) tank with suck back valve
<b>11. Hose and Reel:</b>	
Y___ N___	a. .5" x 40' (13 mm x 12.192 m) heavy-duty recoil hose reel
<b>12. Wand:</b>	
Y___ N___	a. 6' (1.829 m) wand with cold handles
Y___ N___	b. On/off valve
Y___ N___	c. Removable spray tip
<b>13. Fill Spout:</b>	
Y___ N___	a. 10" x 10" (254 x 254 mm) with splash plate
<b>14. Clean Out:</b>	
Y___ N___	a. 4" (102 mm)
<b>15. Access Valve:</b>	
Y___ N___	a. 1" (25 mm)
<b>16. Optional Equipment:</b>	
Y___ N___	a. Electric start (available on Honda-Gas and Hatz-Diesel engine)
Y___ N___	b. 5 hp Hatz diesel engine (pull start)
Y___ N___	c. Insulated tank
Y___ N___	d. Auto ignition burners (only available with electric start engine)
Y___ N___	e. Auto ignition burners with outfire protection (only available with electric start engines)
Y___ N___	f. 8' (2.4 m) spray bar
Y___ N___	g. Spray bar lift (only available on skid-mounted unit)
Y___ N___	h. In-truck controls (requires 8' spray bar option)
Y___ N___	i. Overnight heater
Y___ N___	j. Surge brakes (only available on trailer mounted unit)
Y___ N___	k. Pintle eye
<b>17. Training, Support and Company</b>	
Y___ N___	a. Training and support manuals
Y___ N___	b. Optional on-site operator training by Dealer
Y___ N___	c. One-year, unlimited hours warranty against any manufacturer defects
Y___ N___	d. Extended warranty available

Y__ N__	e. 50+ years manufacturing experience
Y__ N__	f. ISO 9001 Certified
Y__ N__	g. Manufactured in the USA

# 150 Tack Tank




# LeeBoy



## Performance Features:

The 150 Tack Distributor ideally serves the paving contractor dedicated to smaller projects. With a conservative 150 gallon capacity tank, this solution still boast of many features and functions of the larger units. Inclusive of a powerful Honda engine, the user-friendly design can either be trailer or skid mounted. Multiple additional options including in-cab controls or overnight heating can further enhance the end user's experience.

- 150 Gallon (568 l) Capacity Tank
- 4.8 hp (3.6 kw) Honda Engine
- 6' (1.8 m) Wand with On/Off Valve
- 40' (12.19 m) Heavy Duty Reel Hose Reel
- 2,775 lbs (1,256 kg) Loaded Weight
- Rear Tank Sampling Valve
- Two 54,000 BTU Propane Burners
- Trailer or Skid Mount Configurations
- Optional Accessories Available





## 150 Tack Distributor Specifications

# LeeBoy

Tank Size	150 gallons (567.8 l)	Hose and Reel	- .5" x 40' (13 mm x 12.19 m) heavy-duty recoil hose reel
Dimensions (Trailer Configuration)	- Length: 11' (3.35 m) - Width: 6' 6" (1.98 m) - Height: 7' 2" (2.18 m) - Shipping Weight: 1,556 lbs (705.7 kg)	Wand	- 6' (1.829 m) wand with cold handles - On/off valve - Removable spray tip
Dimensions (Skid Mount Configuration)	- Length: 6' 4" (1.93 m) - Width: 4' (1.21 m) - Height: 6' 6" (1.98 m) - Shipping Weight: 900 lbs (408 kg)	Fill Spout	10" x 10" (254 x 254 mm) with splash plate
Engine	Honda – 4.8 hp (3.6 kw)	Clean Out	- 4" (102 mm)
Capacities	- Fuel: 1 gallon (3.79 l)	Access Valve	- 1" (25 mm)
Tank Dimensions	- Length: 42.25" (1.07 m) - Width: 34" (.86 m) - Height: 30" (.76 m)	Optional Equipment	- Electric start (available on Honda-Gas and Hatz-Diesel engine) - 5 hp Hatz diesel engine (pull start) - Insulated tank - Auto ignition burners (only available with electric start engine) - Auto ignition burners with outfire protection (only available with electric start engines) - 8' (2.4 m) spray bar - Spray bar lift (only available on skid-mounted unit) - In-truck controls (requires 8' spray bar option) - Overnight heater - Surge brakes (only available on trailer mounted unit) - Pintle eye
Asphalt Pump	- Specially designed 7 gallons per minute (26.5 lmp) pump		
Heat System	- Two 54,000 BTU propane burners - One start burner - 30 lbs (13.6 kg) propane fuel tank		
Temperature Gauge	- 50 - 300° F (10 - 149° C)		
Flush Tank	- 7 gallons (26.5 l) tank with suck back valve		

# LeeBoy

**BUILT BY** LISTENING  
KNOWLEDGE  
EXPERTISE

VT LeeBoy, Inc. ■ 500 Lincoln County Parkway Extension ■ Lincolnton, NC 28092 ■ 704.966.3300  
For additional products or information, visit our website: [www.LeeBoy.com](http://www.LeeBoy.com)

BR-40011-EN This document contains information applicable for the U.S. and U.S. Territories. For international product availability, specifications and support, please contact your authorized LeeBoy representative. The technical data contained herein is subject to change due to continuous engineering and development. Accordingly, LeeBoy Group reserves the right to modify at any time.



09/13/2017 13:46

Product Specifications  
**LeeBoy 250 Tack Distributor**


The following specifications are based on the 250 Tack Distributor manufactured by LeeBoy Group. Because of continuous equipment research and development, we reserve the right to change these specifications. For more information, questions or assistance preparing specifications, please contact your local LeeBoy sales representative.

Comply Y___ N___ Y___ N___ Y___ N___ Y___ N___	<b>1. Dimensions (trailer configuration):</b> a. Length: 11' 6" (3.51 m) b. Width: 6' 6" (1.98 m) c. Height: 7' 6" (2.29 m) d. Tank: 250 gallons (946 l)
Y___ N___ Y___ N___ Y___ N___ Y___ N___ Y___ N___ Y___ N___	<b>2. Trailer Specifications (for trailer configuration):</b> a. 6,000 lb (2,722 kg) axles with a 2" (51 mm) ball hitch b. 1,500 lb (680.3 kg) jackleg c. Wired for towing d. Tires: ST 225/75D15 e. Shipping weight: 2,179 lbs (988.38 kg) f. Loaded weight: 4,204 lbs (1,906.9 kg)
Y___ N___ Y___ N___ Y___ N___ Y___ N___	<b>3. Dimensions (skid mount configuration):</b> a. Length: 6' 6" (1.98 m) b. Width: 4' 4" (1.32 m) c. Height: 5' 11" (1.8 m) d. Tank: 250 gallons (946 l)
Y___ N___ Y___ N___ Y___ N___	<b>4. Skid Mount Specifications (for skid mount configuration):</b> a. For transport in the back of a truck b. Shipping weight: 1,380 lbs (626 kg) c. Loaded weight: 3,785 lbs (1,717 kg)
Y___ N___ Y___ N___ Y___ N___	<b>5. Tank Dimensions:</b> a. Length: 48.5" (1.23 m) b. Width: 48.5" (1.23 m) c. Height: 32.5" (.825 m)
Y___ N___ Y___ N___	<b>6. Engine:</b> a. 4.8 HP (3.6 kw) Honda b. 1 gallon (3.79 l) fuel tank
Y___ N___	<b>7. Asphalt Pump:</b> a. Specially designed 7 GPM (26.5 LPM) pump
	<b>8. Heat System:</b>

Y___ N___	a. Two 54,000 BTU propane burners
Y___ N___	b. One starter burner
Y___ N___	c. 30 lbs (13.6 kg) propane fuel tank
Y___ N___	<b>9. Temperature Gauge:</b>
	a. 50 - 300° F (10 - 149° C)
Y___ N___	<b>10. Flush Tank:</b>
	a. 7 gallons (26.5 l) tank with suck back valve
Y___ N___	<b>11. Hose and Reel:</b>
	a. .5" x 40 ft (13 mm x 12.192 m) heavy-duty recoil hose reel
Y___ N___	<b>12. Wand:</b>
Y___ N___	a. 6' (1.829 m) wand with cold handles
Y___ N___	b. On/off valve
Y___ N___	c. Removable spray tip
Y___ N___	<b>13. Fill Spout:</b>
	a. 10" x 10" (254 x 254 mm) with splash plate
Y___ N___	<b>14. Clean Out:</b>
	a. 4" (102 mm)
Y___ N___	<b>15. Access Valve:</b>
	a. 1" (25 mm)
Y___ N___	<b>16. Optional Equipment:</b>
Y___ N___	a. Electric start (available on Honda-Gas and Hatz-Diesel engine)
Y___ N___	b. 5 hp Hatz diesel engine (pull start)
Y___ N___	c. Insulated tank
Y___ N___	d. Auto ignition burners (only available with electric start engine)
Y___ N___	e. Auto ignition burners with outfire protection (only available with electric start engines)
Y___ N___	f. 8' (2.4 m) spray bar
Y___ N___	g. Spray bar lift (only available on skid-mounted unit)
Y___ N___	h. In-truck controls (requires 8' spray bar option)
Y___ N___	i. Overnight heater
Y___ N___	j. Surge brakes (only available on trailer mounted unit)
Y___ N___	k. Pintle eye
Y___ N___	<b>17. Training, Support and Company</b>
Y___ N___	a. Training and support manuals
Y___ N___	b. Optional on-site operator training by Dealer
Y___ N___	c. One-year, unlimited hours warranty against any manufacturer defects
Y___ N___	d. Extended warranty available

# 250 Tack Tank




# LeeBoy



## Performance Features:

Perfect for the all-inclusive commercial paving contractor, the 250 Tack Distributor provides a perfectly sized tank for small to large projects including parking lots, patching, driveways or soil stabilization. Daily task can be completed with ease by relying on the trouble-free Honda powered engine and the proven reliable user-friendly design. Uniquely configurable, the customizable options give the contractor the ability to create a solution specific to their exact needs.

- 250 Gallon (946 l) Capacity Tank
- 4.8 hp (3.5 kw) Honda Engine
- 6' (1.8 m) Wand with On/Off Valve
- 40' (12.19 m) Heavy-Duty Ratchet Hose Reel
- 4,500 lbs (2,041 kg) Loaded Weight
- Rear Tank Sampling Valve
- Two 54,000 BTU Propane Burners
- Trailer or Side Mount Configurations
- Electric Brakes
- Emergency Brake Bypass System
- Optional Accessories Available



## 250 Tack Distributor Specifications

# LeeBoy

Tank Size	250 gallons (946 l)	Hose and Reel	- .5" x 40' (13 mm x 12.19 m) heavy-duty recoil hose reel
Dimensions (Trailer Configuration)	- Length: 11' 6" (3.51 m) - Width: 6' 6" (1.98 m) - Height: 7' 6" (2.29 m) - Shipping Weight: 2,179 lbs (988.3 kg)	Wand	- 6' (1.829 m) wand with cold handles - On/off valve - Removable spray tip
Dimensions (Skid Mount Configuration)	- Length: 6' 6" (1.98 m) - Width: 4' 4" (1.32 m) - Height: 5' 11" (1.8 m) - Shipping Weight: 1,380 lbs (626 kg)	Fill Spout	10" x 10" (254 x 254 mm) with splash plate
Engine	Honda – 4.8 hp (3.6 kw)	Clean Out	- 4" (102 mm)
Capacities	- Fuel: 1 gallon (3.79 l)	Access Valve	- 1" (25 mm)
Tank Dimensions	- Length: 48.5" (1.23 m) - Width: 48.5" (1.23 m) - Height: 32.5" (.825 m)	Optional Equipment	- Electric start (available on Honda-Gas and Hatz-Diesel engine) - 5 hp Hatz diesel engine (pull start) - Insulated tank - Auto ignition burners (only available with electric start engine) - Auto ignition burners with outfire protection (only available with electric start engines) - 8' (2.4 m) spray bar - Spray bar lift (only available on skid-mounted unit) - In-truck controls (requires 8' spray bar option) - Overnight heater - Surge brakes (only available on trailer mounted unit) - Pintle eye
Asphalt Pump	- Specially designed 7 gallons per minute (26.5 lmp) pump		
Heat System	- Two 54,000 BTU propane burners - One start burner - 30 lbs (13.6 kg) propane fuel tank		
Temperature Gauge	- 50 - 300° F (10 - 149° C)		
Flush Tank	- 7 gallons (26.5 l) tank with suck back valve		

# LeeBoy

VT LeeBoy, Inc. ■ 500 Lincoln County Parkway Extension ■ Lincolnton, NC 28092 ■ 704.966.3300  
For additional products or information, visit our website: [www.LeeBoy.com](http://www.LeeBoy.com)

BR-40021-EN This document contains information applicable for the U.S. and U.S. Territories. For International product availability, specifications and support, please contact your authorized LeeBoy representative. The technical data contained herein is subject to change due to continuous engineering and development. Accordingly, LeeBoy Group reserves the right to modify at any time.



09/13/2017 13:47

Product Specifications  
**LeeBoy 500 Tack Distributor**

The following specifications are based on the 500 Tack Distributor manufactured by LeeBoy Group. Because of continuous equipment research and development, we reserve the right to change these specifications. For more information, questions or assistance preparing specifications, please contact your local LeeBoy sales representative.

Comply Y___ N___ Y___ N___ Y___ N___ Y___ N___	<b>1. Dimensions (trailer configuration):</b> a. Length: 14' 6" (4.42 m) b. Width: 6' 6" (1.98 m) c. Height: 6' 4" (1.93 m) d. Tank: 500 gallons (1,892 l)
Y___ N___ Y___ N___ Y___ N___ Y___ N___ Y___ N___ Y___ N___	<b>2. Trailer Specifications (for trailer configuration):</b> a. Two 6,000 lb (2,722 kg) axles with an adjustable pintle eye hitch b. 5,000 lb (2,268 kg) jackleg c. Wired for towing, pintle eye hitch d. Tires: ST 225/75D15 e. Shipping weight: 3,050 lbs (1,370 kg) f. Loaded weight: 7,270 lbs (3,298 kg)
	<b>OR</b>
Y___ N___ Y___ N___ Y___ N___ Y___ N___	<b>3. Dimensions (skid mount configuration):</b> a. Length: 9' 9" (2.97 m) b. Width: 4' 6" (1.37 m) c. Height: 5' 6" (1.68 m) d. Tank: 500 gallons (1,892 l)
Y___ N___ Y___ N___ Y___ N___	<b>4. Skid Mount Specifications (for skid mount configuration):</b> a. For transport in the back of a truck b. Shipping weight: 2,300 lbs (1,043 kg) c. Loaded weight: 6,550 lbs (2,971 kg)
Y___ N___ Y___ N___ Y___ N___	<b>5. Tank Dimensions:</b> a. Length: 7' (2.13 m) b. Width: 48.5" (1.23 m) c. Height: 32.5" (.825 m)
Y___ N___ Y___ N___	<b>6. Engine:</b> a. 4.8 HP (3.6 kw) Honda b. 1 gallon (3.79 l) fuel tank
Y___ N___	<b>7. Asphalt Pump:</b> a. Specially designed 7 GPM (26.5 LPM) pump

Y\_\_ N\_\_  
Y\_\_ N\_\_  
Y\_\_ N\_\_

**8. Heat System:**

- a. Two 54,000 BTU propane burners
- b. One starter burner
- c. 30 lbs (13.6 kg) propane fuel tank

Y\_\_ N\_\_

**9. Temperature Gauge:**

- a. 50 - 300° F (10 - 149° C)

Y\_\_ N\_\_

**10. Flush Tank:**

- a. 7 gallons (26.5 l) tank with suck back valve

Y\_\_ N\_\_

**11. Hose and Reel:**

- a. .5" x 40 ft (13 mm x 12.192 m) heavy-duty recoil hose reel

Y\_\_ N\_\_

**12. Wand:**

- a. 6' (1.829 m) wand with cold handles
- b. On/off valve
- c. Removable spray tip

Y\_\_ N\_\_

Y\_\_ N\_\_

Y\_\_ N\_\_

**13. Fill Spout:**

- a. 10" x 10" (254 x 254 mm) with splash plate

Y\_\_ N\_\_

**14. Clean Out:**

- a. 4" (102 mm)

Y\_\_ N\_\_

**15. Access Valve:**

- a. 1" (25 mm)

Y\_\_ N\_\_

**16. Optional Equipment:**

- a. Electric start (available on Honda-Gas and Hatz-Diesel engine)
- b. 5 hp Hatz diesel engine (pull start)
- c. Insulated tank
- d. Auto ignition burners (only available with electric start engine)
- e. Auto ignition burners with outfire protection (only available with electric start engines)
- f. 8' (2.4 m) spray bar
- g. Spray bar lift (only available on skid-mounted unit)
- h. In-truck controls (requires 8' spray bar option)
- i. Overnight heater
- j. Surge brakes (only available on trailer mounted unit)

Y\_\_ N\_\_

Y\_\_ N\_\_

Y\_\_ N\_\_

Y\_\_ N\_\_

Y\_\_ N\_\_

Y\_\_ N\_\_

Y\_\_ N\_\_

Y\_\_ N\_\_

Y\_\_ N\_\_

Y\_\_ N\_\_

**17. Training, Support and Company**

- a. Training and support manuals
- b. Optional on-site operator training by Dealer
- c. One-year, unlimited hours warranty against any manufacturer defects

Y\_\_ N\_\_

Y\_\_ N\_\_

Y\_\_ N\_\_

Y__ N__	d. Extended warranty available
Y__ N__	e. 50+ years manufacturing experience
Y__ N__	f. ISO 9001 Certified
Y__ N__	g. Manufactured in the USA



# 500 Tack Tank




**LeeBoy**



## Performance Features:

Contractors who want to embrace both small and large-scale projects demand the practicality of the 500 Tack Tank. Proven reliable and easy-to-use, operators are given trouble-free Honda power and safety-designed electric brakes at both axles with emergency brakes away reassurance. Trailer or skid-mounted configurations allow commercial pavers with an efficient yet adequate method for tack coating on job sites. To make this offering even more spectacular, it can be customized using numerous options to fit your exact needs.

- 500 Gallon (1,892 L) Capacity Tank
- 4.8 hp (3.5 kW) Honda Engine
- 6" (1.5 m) Wand with On/Off Valve
- 40' (12.2 m) Heavy-Duty Recoil Hose Reel
- 7,270 lbs (3,298 kg) Loaded Weight
- Rear Tank Ramping Valve
- Two 54,000 BTU Propane Burners
- Trailer or Skid Mount Configurations
- Electric Brakes
- Emergency Brake-Away System
- Optional Accessories Available



# 500 Tack Distributor Specifications

# LeeBoy

Tank Size	500 gallons (1,892 l)
Dimensions (Trailer Configuration)	<ul style="list-style-type: none"> <li>- Length: 14' 6" (4.42 m)</li> <li>- Width: 6' 6" (1.98 m)</li> <li>- Height: 6' 4" (1.93 m)</li> <li>- Shipping Weight: 3,050 lbs (1,370 kg)</li> </ul>
Dimensions (Skid Mount Configuration)	<ul style="list-style-type: none"> <li>- Length: 9' 9" (2.97 m)</li> <li>- Width: 4' 6" (1.37 m)</li> <li>- Height: 5' 6" (1.68 m)</li> <li>- Shipping Weight: 2,300 lbs (1,043 kg)</li> </ul>
Engine	Honda – 4.8 hp (3.6 kw)
Capacities	- Fuel: 1 gallon (3.79 l)
Tank Dimensions	<ul style="list-style-type: none"> <li>- Length: 7' (2.13 m)</li> <li>- Width: 48.5" (1.23 m)</li> <li>- Height: 32.5" (.825 m)</li> </ul>
Asphalt Pump	- Specially designed 7 gallons per minute (26.5 lpm) pump
Heat System	<ul style="list-style-type: none"> <li>- Two 54,000 BTU propane burners</li> <li>- One starter burner</li> <li>- 30 lbs (13.6 kg) propane fuel tank</li> </ul>
Temperature Gauge	- 50 - 300° F (10 - 149° C)
Flush Tank	- 7 gallons (26.5 l) tank with suck back valve

Hose and Reel	- .5" x 40' (13 mm x 12.19 m) heavy-duty recoil hose reel
Wand	<ul style="list-style-type: none"> <li>- 6' (1.829 m) wand with cold handles</li> <li>- On/off valve</li> <li>- Removable spray tip</li> </ul>
Fill Spout	10" x 10" (254 x 254 mm) with splash plate
Clean Out	- 4" (102 mm)
Access Valve	- 1" (25 mm)
Optional Equipment	<ul style="list-style-type: none"> <li>- Electric start (available on Honda-Gas and Hatz-Diesel engine)</li> <li>- 5 hp Hatz diesel engine (pull start)</li> <li>- Insulated tank</li> <li>- Auto ignition burners (only available with electric start engine)</li> <li>- Auto ignition burners with outfire protection (only available with electric start engines)</li> <li>- 8' (2.4 m) spray bar</li> <li>- Spray bar lift (only available on skid-mounted unit)</li> <li>- In-truck controls (requires 8' spray bar option)</li> <li>- Overnight heater</li> <li>- Surge brakes (only available on trailer mounted unit)</li> </ul>

# LeeBoy

VT LeeBoy, Inc. ■ 500 Lincoln County Parkway Extension ■ Lincolnton, NC 28092 ■ 704.966.3300  
For additional products or information, visit our website: [www.LeeBoy.com](http://www.LeeBoy.com)

BR-40031-EN This document contains information applicable for the U.S. and U.S. Territories. For international product availability, specifications and support, please contact your authorized LeeBoy representative. The technical data contained herein is subject to change due to continuous engineering and development. Accordingly, LeeBoy Group reserves the right to modify at any time.

**BUILT BY** LISTENING  
KNOWLEDGE  
EXPERIENCE



09/13/2017 13:47

## Product Specifications

# Rosco Challenger 7 Broom (Front Mount)

The following specifications are based on the Rosco Challenger 7 Broom manufactured by LeeBoy Group. Because of continuous equipment research and development, we reserve the right to change these specifications. For more information, questions or assistance preparing specifications, please contact your local LeeBoy sales representative.

Comply Y___ N___	<b>1. Dimensions</b> a. Length: 18' 6" (5.63 m) with water 15' 3" (4.64 m) without water b. Width: 8' 6" (2.59 m) not tilted c. Height: 9' 5" (2.87 m) with beacon 8' 4" (2.54 m) without beacon d. Wheelbase: 5' 5" (1.65 m) e. Turning radius: 3' (.91 m) f. Total weight: 7,500 lbs (3,401 kg)
Y___ N___ Y___ N___	<b>2. Engine:</b> a. Tier 4F 74 hp (55kW) @ 2,500 RPM Cummins diesel B2.8 b. Air cleaner: Rotary precleaner, primary, safety c. Electrical system: 12 volt system, 120A alternator and battery d. Fuel reservoir: 35 gallons (132 l)
Y___ N___ Y___ N___	<b>3. Transmission:</b> a. Hydrostatic b. Speed: Infinitely variable from 0 to 15 mph (24 kph)
Y___ N___ Y___ N___	<b>4. Front Axle:</b> a. Heavy-duty, limited slip differential b. Tires: 8.75 x 15" bias, load range E, highway tread c. Rim: Four steel disc type, 15 x 6.57"
Y___ N___	<b>5. Rear Axle:</b> a. Heavy-duty truck type, oscillating
Y___ N___	<b>6. Steering:</b> a. Orbital, hydrostatic type
Y___ N___	<b>7. Brakes:</b> a. Dynamic braking with two wheel drive axle disc type brakes in oil bath with hand operated parking brake
	<b>8. Hydraulic System:</b>

Y__ N__	a. Two separate circuits, one for travel and one for brush control and power steering.
Y__ N__	b. Hydraulic reservoir: 24 gallons (91 l)
Y__ N__	<b>9. Main Frame:</b>
Y__ N__	a. .75 x 12" (19 x 305 mm) plate steel and 2" x 6" (51 x 152 mm) rectangular A 500 tubing with .25" (6 mm) wall thickness
Y__ N__	<b>10. Instrumentation:</b>
Y__ N__	a. PV 101 digital display which includes: oil pressure, water temperature, voltmeter, tachometer, hour meter
Y__ N__	b. Fuel gauge
Y__ N__	<b>11. Brush:</b>
Y__ N__	a. Joystick control of swing and up/float motions
Y__ N__	b. Variable down pressure, brush rotation, speed control
Y__ N__	c. Quick change design allows operator to change out brush quickly without tools
Y__ N__	d. Drive is hydraulic by separate pump and heavy duty motor, independent of propulsion circuit
Y__ N__	<b>12. Brush Frame Choices:</b>
Y__ N__	a. 7' 6" (2.28 m) heavy-duty frame with poly-steel tube brush 32" (.81 m) diameter, 7' 6" (2.28 m) long Sweep angle: 35° left or right Speed: variable, 0 to 180 RPM Brush frame is welded, heavy gauge steel
Y__ N__	b. 8' (2.43 m) heavy-duty frame with poly-steel tube brush 32" (.81 m) diameter, 8' (2.43 m) long Sweep angle: 35° left or right Speed: variable, 0 to 180 RPM Brush frame is all welded, heavy gauge steel
Y__ N__	<b>13. Additional Standard Equipment:</b>
Y__ N__	a. Fully enclosed, ROPS cab with air conditioner, heater and defroster
Y__ N__	b. Seat with safety belt, horn, dual west coast style mirrors and dome light
Y__ N__	c. Tinted safety glass
Y__ N__	d. Rear mounted brush watering system with 150 gallon (568 l) polyethylene tank with brush spraybar, electric pump and filter
Y__ N__	e. Two LED head lights, stop, tail and turn signals
Y__ N__	f. Rotary precleaner
Y__ N__	g. Two rear LED work lights
Y__ N__	h. Amber LED strobe light
Y__ N__	i. Back-up alarm
Y__ N__	j. .375" (10 mm) plate steel fenders
Y__ N__	k. Hydraulic temperature/level gauge on tank
Y__ N__	l. Tool box
	<b>14. Optional Equipment:</b>

Y__ N__	a. Front windshield washer (wiper is standard)
Y__ N__	b. Rear wiper and washer assembly
Y__ N__	c. Suspension seat
Y__ N__	d. Radio with CD, USB and weather band
Y__ N__	e. Spare tire with mount
<b>15. Training, Support and Company</b>	
Y__ N__	a. Training and support manuals
Y__ N__	b. Optional on-site operator training by Dealer
Y__ N__	c. One-year, unlimited hours warranty against any manufacturer defects
Y__ N__	d. Extended warranty available
Y__ N__	e. 50+ years manufacturing experience
Y__ N__	f. ISO 9001 Certified
Y__ N__	g. Manufactured in the USA

# Challenger 7 Self Propelled Broom



**Rosco**  
LeeBoy Group



## Performance Features:

The Challenger 7 front-mounted broom exhibits all of the high-end features you could expect from a self propelled broom. Serving as a pleasurable amenity, the quick-change core system allows the brush to be changed swiftly with no tools required. Ergonomic joystick controls provide simple-to-use travel and broom functions while also granting a 3 foot turning radius for the ultimate maneuverability. In addition to an extra-heavy duty frame, the Challenger 7 features a high-raise lift to ensure easy trailer loading and unloading.

- 74 hp (55 kw) Cummins Tier 4 Final Diesel Engine
- 7,500 lbs (3,401 kg) weight
- Choice of 7' 6" (2.28 m) or 8' (2.43 m) Heavy Duty Frame with Poly Steel Tube Brush
- 150 gallon (568 l) Rear Mounted Brush Watering System
- Joystick Control for Travel and Broom Functions
- Hydraulic Drive
- Rear Steering for 3' (.91 m) Turning Radius
- Variable Brush Down-Pressure and Brush Speed Control
- Single Door ROPS Climate-Controlled Cab



# Challenger 7 Broom Specifications



Dimensions	<ul style="list-style-type: none"> <li>- Length: 18' 6" (5.63 m) with water 15' 3" (4.64 m) without water</li> <li>- Width: 8' 6" (2.59 m) not tilted</li> <li>- Height: 9' 5" (2.87 m) with beacon</li> <li>- Wheelbase: 5' 5" (1.65 m)</li> <li>- Turning Radius: 3' (.91 m)</li> <li>- Total Weight: 7,500 lbs. (3,401 kg) w/ water</li> </ul>
Engine	Cummins turbocharged diesel, Tier 4 Final – 74 hp (55 kw)
Capacities	<ul style="list-style-type: none"> <li>- Fuel: 35 gallons (132 l)</li> <li>- Hydraulic reservoir: 24 gallons (91 l)</li> </ul>
Transmission	<ul style="list-style-type: none"> <li>- Hydrostatic drive</li> <li>- Speed infinitely variable, 0 to 15 mph (24 kph)</li> </ul>
Front Axle	<ul style="list-style-type: none"> <li>- Heavy-duty, limited slip differential</li> <li>- Tires: 8.75 x 15 in, load range E, highway tread</li> <li>- Rim: 4 steel disc type, 15 x 6.57 in</li> </ul>
Rear Axle	- Heavy-duty truck type, oscillating
Brakes	<ul style="list-style-type: none"> <li>- Dynamic braking with two wheel drive axle disc type brakes in oil bath</li> <li>- Hand operated parking brake</li> <li>- Foot operated de-stroke breaking of the hydrostatic drive</li> </ul>
Hydraulic System	- Two separate circuits, one for travel, one for brush control and power steering
Main Frame	- .75 x 12" (19 x 305 mm) plate steel and 2" x 6" (51 x 152 mm) rectangular A 500 tubing with .25" (6 mm) wall thickness
Instrumentation	<ul style="list-style-type: none"> <li>- PV 101 digital display includes: oil pressure, water temperature, voltmeter, tachometer, hour meter</li> <li>- Fuel gauge</li> </ul>

Brush	<ul style="list-style-type: none"> <li>- Joystick control of swing and up/float motions</li> <li>- Variable down pressure, brush rotation, speed control</li> <li>- Quick change design allows operator to change out brush quickly without tools</li> <li>- Driven hydraulic by separate pump and heavy duty motor, independent of propulsion circuit</li> </ul>
Brush Frame Choices	<ul style="list-style-type: none"> <li>- 7' 6" (2.28 m) heavy-duty frame with poly-steel tube brush, 32" (.81 m) diameter, 7' 6" (2.28 m) long, sweep angle: 35° left or right, variable speed 0 to 180 rpm, brush frame is welded, heavy gauge steel</li> <li>- 8' (2.43 m) heavy-duty frame with poly-steel tube brush, 32" (.81 m) diameter, 8' (2.43 m) long, sweep angle: 35° left or right, variable speed 0 to 180 rpm, brush frame is welded, heavy gauge steel</li> </ul>
Additional Standard	<ul style="list-style-type: none"> <li>- Fully enclosed ROPS cab with air conditioner, heater and defroster</li> <li>- Seat with safety belt, horn, dual west coast style mirrors and dome light</li> <li>- Tinted safety glass</li> <li>- Rear-mounted brush watering system, 150 gallon tank (568 l) with brush spraybar, electric pump and filter</li> <li>- Two LED head lights, stop, turn, tail, rear working lights and amber strobe light</li> <li>- Back-up alarm</li> <li>- Toolbox</li> </ul>
Optional Equipment	<ul style="list-style-type: none"> <li>- Front windshield washer (wiper is standard)</li> <li>- Rear wiper and washer assembly</li> <li>- Suspension seat assembly</li> <li>- Radio with CD, USB and weather band</li> <li>- Spare tire with mount</li> </ul>



VT LeeBoy, Inc. ■ 500 Lincoln County Parkway Extension ■ Lincolnton, NC 28092 ■ 704.966.3300  
For additional products or information, visit our website: [www.LeeBoy.com](http://www.LeeBoy.com)

BR-1101,0-EN This document contains information applicable for the U.S. and U.S. Territories. For International product availability, specifications and support, please contact your authorized LeeBoy representative. The technical data contained herein is subject to change due to continuous engineering and development. Accordingly, LeeBoy Group reserves the right to modify at any time.



## Product Specifications

# Rosco RB50 Broom

The following specifications are based on the Rosco RB50 Broom manufactured by LeeBoy Group. Because of continuous equipment research and development, we reserve the right to change these specifications. For more information, questions or assistance preparing specifications, please contact your local LeeBoy sales representative.

Comply	<b>1. Dimensions</b>
Y___ N___	a. Length: 15' 6" (4.73 m)
Y___ N___	b. Width: 7' 9" (2.43 m) no tilted
Y___ N___	c. Height: 8' 5" (2.56 m) w/ROPS, shipping 9' 5" (2.87 m) w/ROPS and beacon, operating
Y___ N___	d. Wheelbase: 11' 8" (3.556 m)
Y___ N___	e. Turning radius: 10' (.305 m) inside 18' 9" (5.715 m) outside
Y___ N___	f. Total weight: 5,510 lbs (2,499 kg) w/o water 6,710 lbs (3,043 kg) w/ water
Y___ N___	<b>2. Engine:</b>
Y___ N___	a. Tier 4 Final 74 hp (55 kw) max @ 2,500 rpm Hatz diesel 4H50TIC*
Y___ N___	b. Air cleaner: Rotary pre-cleaner
Y___ N___	c. Electrical system: 12 volt system, alternator and battery
Y___ N___	d. Fuel reservoir: 30 gallons (114 l)
	<small>*PLEASE NOTE: Tier 4 Interim 74hp (55kw) max @ 2,500 rpm Hatz diesel 4H50TI is available as required in non-US markets. For more detail, please contact your local Rosco Sales Representative or Dealer.</small>
Y___ N___	<b>3. Transmission:</b>
Y___ N___	a. Hydrostatic
Y___ N___	b. Speed: 0 to 12 mph (19 kph), low range
Y___ N___	c. Speed: 0 to 22 mph (35 kph), high range
Y___ N___	<b>4. Front Axle:</b>
Y___ N___	a. Heavy-duty, truck type, oscillating
Y___ N___	b. Tires: ST 225 x 75-15R, load range E
Y___ N___	c. Rim: 4 steel disc type, 15" x 6"
Y___ N___	<b>5. Rear Axle:</b>
Y___ N___	a. Comer 068 Series, heavy-duty, limited slip differential
Y___ N___	<b>6. Steering:</b>
Y___ N___	a. Orbital, hydrostatic type
Y___ N___	<b>7. Brakes:</b>
Y___ N___	a. Two wheel wet disk type brakes with hand operated parking brake
Y___ N___	b. Foot operated de-stroke breaking of the hydrostatic drive

SS-1102.1-EN

**Rosco**  
LeeBoy Group

05/18/2017 13:48



Y__ N__	<b>8. Hydraulic System:</b>
Y__ N__	a. Two separate circuits, one for travel and one for brush control and power steering.
	b. Hydraulic reservoir: 25 gallons (95 l)
Y__ N__	<b>9. Main Frame:</b>
Y__ N__	a. Rectangular A 500 GRB tubing with 8" x 6" x .25" (203 x 152 x 6 mm) wall thickness
Y__ N__	<b>10. Instrumentation:</b>
	a. Murphy PV380R2 digital display (oil pressure, water temperature, voltmeter, tachometer, hour meter, fuel gauge)
Y__ N__	<b>11. Brush:</b>
Y__ N__	a. Joystick control
Y__ N__	b. Variable down pressure
Y__ N__	c. Drive mechanism consists of direct hydraulic motor enclosed in broom core
Y__ N__	d. Quick change brush system
Y__ N__	e. Filter: tube type, poly, 32" (.813 m) diameter, 7' 6" (2.286 m) long
Y__ N__	f. Sweep angle: 45°, left or right
Y__ N__	g. Speed: 200 rpm max, variable by engine speed
Y__ N__	<b>12. Additional Standard Equipment:</b>
Y__ N__	a. Canopy w/rollover protective structure (ROPS)
Y__ N__	b. Seat with safety belt, horn, dual west coast style mirrors and dome light
Y__ N__	c. Two LED head lights, stop, tail and turn signals
Y__ N__	d. Two rear LED work lights
Y__ N__	e. Amber LED strobe light
Y__ N__	<b>13. Optional Equipment:</b>
Y__ N__	a. Fully enclosed cab w/over cab rollover protective structure (ROPS)
Y__ N__	b. Air conditioner and heater
Y__ N__	c. Brush watering system with 150 gallon (568 l) tank
Y__ N__	d. Suspension seat assembly
Y__ N__	e. Front windshield washer (wiper is standard)
Y__ N__	f. Rear wiper and washer assembly
Y__ N__	g. Strike off blade
Y__ N__	h. Curb brush
Y__ N__	i. Tube brush, poly/steel tube (in lieu of poly tube)
Y__ N__	j. Tube brush, poly wafer (in lieu of poly tube)
Y__ N__	k. Tube brush, poly/steel wafer (in lieu of poly tube)
Y__ N__	<b>14. Training, Support and Company</b>
Y__ N__	a. Training and support manuals
Y__ N__	b. Optional on-site operator training by Dealer
Y__ N__	c. One-year, unlimited hours warranty against any manufacturer defects
Y__ N__	d. Extended warranty available
Y__ N__	e. 50+ years manufacturing experience

Y___ N___	f. ISO 9001 Certified
Y___ N___	g. Manufactured in the USA
Y___ N___	

# RB50 Self Propelled Broom



**Rosco**  
LeeBoy Group



## Performance Features:

The RB50 provides best-in-class, aggressive sweeping in a rugged design. This self-propelled broom features well-thought-out control placement and heightened visibility that makes this machine extremely easy to operate for drivers of all experience levels. Perfect for general application sweeping to highway use, the RB50 incorporates the notable quick-change brush system which allows one person the ability to switch the brush core within minutes.

- 74 hp (55 kw) Hatz Tier 4 Final Diesel Engine \*
- 6,730 lbs (3,048 kg) weight with water
- 7' 6" (2.28 m) Diameter Heavy Duty Frame with PolyTube Brush
- Optional 150 gallon (568 l) Tank
- Joystick Control for Travel and Broom Functions
- Hydrostatic Drive
- 10' (3.05 m) Inside & 32' 5" (9.91 m) Outside Turning Radius
- Variable Brush Down Pressure Control
- Canopy or Climate-Controlled Cab Configurations



# RB50 Broom Specifications



Dimensions	<ul style="list-style-type: none"> <li>- Length: 15' 6" (4.73 m)</li> <li>- Width: 7' 9" (2.43 m) not tilted</li> <li>- Height: 8' 5" (2.56 m) w/ ROPS, shipping 9' 5" (2.87 m) w/ ROPS and beacon, operating</li> <li>- Wheelbase: 11' 8" (3.556 m)</li> <li>- Turning Radius: 10' (.305 m) inside 18' 9" (5.715 m) outside</li> <li>- Total Weight: 5,510 lbs. (2,499 kg) w/o water 6,710 lbs. (3,043 kg) w/ water</li> </ul>
Engine	<p>Hatz diesel, Tier 4 Final – 74 hp (55 kw)* * PLEASE NOTE: Tier 4 Interim 74hp (55kw) max @ 2,500 rpm Hatz diesel 4H50TI is available as required in non-US markets</p>
Capacities	<ul style="list-style-type: none"> <li>- Fuel: 30 gallons (114 l)</li> <li>- Hydraulic reservoir: 25 gallons (95 l)</li> </ul>
Transmission	<ul style="list-style-type: none"> <li>- Hydrostatic drive</li> <li>- Speed infinitely variable, 0 to 12 mph (19 kph), low 0 to 22 mph (35 kph), high range</li> </ul>
Front Axle	<ul style="list-style-type: none"> <li>- Heavy-duty, truck type, oscillating</li> <li>- Tires: ST 225 x 75-15R, load range E</li> <li>- Rim: 4 steel disc type, 15" x 6"</li> </ul>
Rear Axle	<ul style="list-style-type: none"> <li>- Heavy-duty, limited slip differential</li> </ul>
Brakes	<ul style="list-style-type: none"> <li>- Two wheel wet disk type brakes</li> <li>- Hand operated parking brake</li> <li>- Foot operated de-stroke breaking of the hydrostatic drive</li> </ul>
Hydraulic System	<ul style="list-style-type: none"> <li>- Two separate circuits, one for travel, one for brush control and power steering</li> </ul>
Instrumentation	<ul style="list-style-type: none"> <li>- Digital display that includes oil pressure, water temperature, voltmeter, tachometer, hour meter and fuel gauge</li> </ul>

Brush	<ul style="list-style-type: none"> <li>- Joystick control</li> <li>- Variable down pressure control</li> <li>- Quick change design allows operator to change out brush quickly without tools</li> <li>- Drive mechanism consists of direct hydraulic motor enclosed in broom core</li> </ul>
Brush Frame	<ul style="list-style-type: none"> <li>- 7' 6" (2.28 m) x 32" (.81 m) diameter poly tube</li> <li>- Sweep angle: 45° left or right</li> <li>- Speed 200 rpm, variable by engine speed</li> </ul>
Additional Standard	<ul style="list-style-type: none"> <li>- Canopy with ROPS</li> <li>- Seat with safety belt, horn, dual west coast style mirrors and dome light</li> <li>- Two LED head lights, stop, turn, tail, rear working lights and amber strobe light</li> </ul>
Optional Equipment	<ul style="list-style-type: none"> <li>- Fully enclosed cab with ROPS</li> <li>- Air conditioner and heater</li> <li>- Brush watering system, 150 gallon (568 l) tank</li> <li>- Tube brush, poly/steel tube (in lieu of poly tube)</li> <li>- Tube brush, poly wafer (in lieu of poly tube)</li> <li>- Tube brush, poly/steel wafer (in lieu of poly tube)</li> <li>- Front windshield washer (wiper is standard)</li> <li>- Rear wiper and washer assembly</li> <li>- Suspension seat assembly</li> <li>- Strike off blade</li> <li>- Curb brush</li> </ul>



VT LeeBoy, Inc. ■ 500 Lincoln County Parkway Extension ■ Lincolnton, NC 28092 ■ 704.966.3300  
For additional products or information, visit our website: [www.LeeBoy.com](http://www.LeeBoy.com)

BR-11021-EN This document contains information applicable for the U.S. and U.S. Territories. For International product availability, specifications and support, please contact your authorized LeeBoy representative. The technical data contained herein is subject to change due to continuous engineering and development. Accordingly, LeeBoy Group reserves the right to modify at any time.



## Product Specifications

# Rosco SweepPro II Broom (Front Mount)

The following specifications are based on the Rosco SweepPro II Broom manufactured by LeeBoy Group. Because of continuous equipment research and development, we reserve the right to change these specifications. For more information, questions or assistance preparing specifications, please contact your local LeeBoy sales representative.

Comply	<b>1. Dimensions</b>
Y___ N___	a. Length: 15' 6" (4.73 m)
Y___ N___	b. Width: 7' 9" (2.36 m) no tilted
Y___ N___	c. Height: 9' 1" (2.76 m)
Y___ N___	d. Wheelbase: 7' 3" (2.2 m)
Y___ N___	e. Turning radius, inside: 5' 2" (1.57 m)
Y___ N___	f. Turning radius, outside: 13' 4" (4.06 m)
Y___ N___	g. Total weight: 5,700 lbs (2,585 kg) w/o water
Y___ N___	h. 6,900 lbs (3,129 kg) w/ water
Y___ N___	<b>1. Engine:</b>
Y___ N___	a. Tier 4 Final 74 HP (55 kW) Max @ 2,500 RPM Hatz diesel 4H50TIC
Y___ N___	b. Air cleaner: Rotary pre-cleaner
Y___ N___	c. Electrical system: 12 volt system, alternator and battery
Y___ N___	d. Fuel reservoir: 30 gallons (114 l)
Y___ N___	<b>2. Transmission:</b>
Y___ N___	a. Hydrostatic
Y___ N___	b. Speed: 0 to 12 MPH (19 Kph), low range
Y___ N___	c. Speed: 0 to 22 MPH (35 Kph), high range
Y___ N___	<b>3. Rear Axle:</b>
Y___ N___	a. Heavy-duty, truck type, oscillating
Y___ N___	b. Tires: ST 225 x 75-15R, load range E
Y___ N___	c. Rim: Four steel disc type, 15 x 6 in
Y___ N___	<b>4. Front Axle:</b>
Y___ N___	a. Comer 068 Series, heavy-duty, limited slip differential, full-float
Y___ N___	<b>5. Steering:</b>
Y___ N___	a. Orbital, hydrostatic type
Y___ N___	<b>6. Brakes:</b>
Y___ N___	a. Two wheel wet disk type brakes with hand operated parking brake
Y___ N___	b. Foot operated de-stroke breaking of the hydrostatic drive
Y___ N___	<b>7. Hydraulic System:</b>

Y__ N__	a. Two separate circuits, one for travel and one for brush control and power steering.
Y__ N__	b. Hydraulic reservoir: 25 gallons (95 l)
Y__ N__	<b>8. Main Frame:</b>
Y__ N__	a. Rectangular A 500 GRB tubing with 8" x 2" x ¼" (203 x 51 x 6 mm) wall thickness
Y__ N__	<b>9. Instrumentation:</b>
Y__ N__	a. Murphy PV380R1 Digital Display (Oil pressure, water temperature, voltmeter, tachometer, hour meter, Fuel gauge)
Y__ N__	<b>10. Brush:</b>
Y__ N__	a. Joystick control
Y__ N__	b. Variable down pressure
Y__ N__	c. Drive mechanism consist of direct hydraulic motor enclosed in broom core
Y__ N__	d. Quick change brush system
Y__ N__	e. Filter: tube type, poly, 32" (.813 m) diameter, 7' 6" (2.286 m) long
Y__ N__	f. Sweep angle: 30°, left or right
Y__ N__	g. Speed: 200 RPM Max, variable by engine speed
Y__ N__	<b>11. Additional Standard Equipment:</b>
Y__ N__	a. Seat with safety belt, horn, dual west coast style mirrors and dome light
Y__ N__	b. Two LED head lights, stop, tail and turn signals
Y__ N__	c. Two rear LED work lights
Y__ N__	d. Amber LED strobe light
Y__ N__	<b>12. Optional Equipment:</b>
Y__ N__	a. Air conditioner and heater
Y__ N__	b. Brush watering system with (2) 75 gallon (568 l) tanks
Y__ N__	c. Suspension seat assembly
Y__ N__	d. Front windshield washer (wiper is standard)
Y__ N__	e. Rear wiper and washer assembly
Y__ N__	f. Tube brush, poly/steel tube (in lieu of poly tube)
Y__ N__	g. Tube brush, poly wafer (in lieu of poly tube)
Y__ N__	h. Tube brush, poly/steel wafer (in lieu of poly tube)
Y__ N__	<b>13. Training, Support and Company</b>
Y__ N__	a. Training and support manuals
Y__ N__	b. Optional on-site operator training by Dealer
Y__ N__	c. One-year, unlimited hours warranty against any manufacturer defects
Y__ N__	d. Extended warranty available
Y__ N__	e. 50+ years manufacturing experience
Y__ N__	f. ISO 9001 Certified
Y__ N__	g. Manufactured in the USA

# SweepPro II Self Propelled Broom



**Rosco**  
LeeBoy Group



## Performance Features:

The broom for professionals, the SweepPro II offers many advantages linked to simple operation and superior sweeping action. The multifunctional joystick control lever combined with fingertip controls provide precision movement during operation. The standard configuration features wrap around windows that give the operator remarkable visibility while residing in the comfortable fully-enclosed cab. Requiring only one person, the quick-change core system permits the replacement of a bush in minutes limiting downtime.

- 74 hp (55 kw) Isuzu Tier 4 Final Diesel Engine
- 6,900 lbs (3,129 kg) weight with water
- 7' 6" (2.28 m) Diameter Heavy-Duty Frame with PolyTube Brush
- Joystick Control for Travel and Broom Functions
- Hydrostatic Drive
- Rear Steering for 6' 2" (1.87 m) Turning Radius
- Variable Brush Down Pressure Control
- Fully-enclosed ROPS Cab with Defroster Fan
- Ergonomic Controls



# SweepPro II Broom Specifications



Dimensions	<ul style="list-style-type: none"> <li>- Length: 15' 6" (4.73 m)</li> <li>- Width: 7' 9" (2.36 m) not tilted</li> <li>- Height: 9' 1" (2.76 m)</li> <li>- Wheelbase: 7' 3" (2.2 m)</li> <li>- Turning Radius: 5' 2" (1.57 m)</li> <li>- Total Weight: 6,900 lbs. (3,129 kg) w/ water</li> </ul>
Engine	Hatz diesel, Tier 4 Final – 74 hp (55 kw)
Capacities	<ul style="list-style-type: none"> <li>- Fuel: 30 gallons (114 l)</li> <li>- Hydraulic reservoir: 25 gallons (95 l)</li> </ul>
Transmission	<ul style="list-style-type: none"> <li>- Hydrostatic drive</li> <li>- Speed infinitely variable, 0 to 12 mph (19 kph), low</li> <li>0 to 22 mph (35 kph), high range</li> </ul>
Front Axle	<ul style="list-style-type: none"> <li>- Heavy-duty, limited slip differential</li> <li>- Tires: ST 225 x 75-15R, load range E</li> <li>- Rim: 4 steel disc type, 15 x 6"</li> </ul>
Rear Axle	- Heavy-duty truck type, oscillating
Brakes	<ul style="list-style-type: none"> <li>- Two wheel wet disk type brakes</li> <li>- Hand operated parking brake</li> <li>- Foot operated de-stroke breaking of the hydrostatic drive</li> </ul>
Hydraulic System	- Two separate circuits, one for travel, one for brush control and power steering
Instrumentation	- Oil pressure, water temperature, voltmeter, tachometer, hour meter, fuel gauge

Brush	<ul style="list-style-type: none"> <li>- Joystick control</li> <li>- Variable down pressure control</li> <li>- Quick change design allows operator to change out brush quickly without tools</li> <li>- Drive mechanism consist of direct hydraulic motor enclosed in broom core</li> </ul>
Brush Frame	<ul style="list-style-type: none"> <li>- 7' 6" (2.28 m) x 32" (.81 m) diameter poly tube</li> <li>- Sweep angle: 30° left or right</li> <li>- Speed 200 rpm, variable by engine speed</li> </ul>
Additional Standard	<ul style="list-style-type: none"> <li>- Fully enclosed ROPS cab with defroster fan</li> <li>- Seat with safety belt, horn, dual west coast style mirrors and dome light</li> <li>- Two LED head lights, stop, turn, tail, rear working lights and amber strobe light</li> </ul>
Optional Equipment	<ul style="list-style-type: none"> <li>- Air conditioning and heater</li> <li>- Two 75 gallon (284 l) water tanks w/ spraying system</li> <li>- Tube brush, poly/steel tube (in lieu of poly tube)</li> <li>- Tube brush, poly wafer (in lieu of poly tube)</li> <li>- Tube brush, poly/steel wafer (in lieu of poly tube)</li> <li>- Front windshield washer (wiper is standard)</li> <li>- Rear wiper and washer assembly</li> <li>- Suspension seat assembly</li> <li>- Spare tire and mount</li> <li>- Backup/reverse camera with color display</li> <li>- Radio/CD cab install</li> </ul>



VT LeeBoy, Inc. ■ 500 Lincoln County Parkway Extension ■ Lincolnton, NC 28092 ■ 704.966.3300  
For additional products or information, visit our website: [www.LeeBoy.com](http://www.LeeBoy.com)

BR-1104.0-EN This document contains information applicable for the U.S. and U.S. Territories. For international product availability, specifications and support, please contact your authorized LeeBoy representative. The technical data contained herein is subject to change due to continuous engineering and development. Accordingly, LeeBoy Group reserves the right to modify at any time.



09/13/2017 13:49



### Product Specifications

The following specifications are based on the Rosco Hydrostatic Chip Spreader (CSH) manufactured by LeeBoy Group. Because of continuous equipment research and development, we reserve the right to change these specifications. For more information, questions or assistance preparing specifications, please contact your local LeeBoy sales representative.

Comply	<b>1. Dimensions</b>
Y__ N__	a. Overall Length: 24' 6" (7.47 m) with hopper
Y__ N__	b. Overall Width: 9' 6" (2.896 m) no hopper
Y__ N__	c. Overall Height: 8' 4" (2.54 m)
Y__ N__	d. Wheelbase: 10' 6" (3.2 m)
Y__ N__	e. Turning radius: 20' 6" (6.248 m)
Y__ N__	<b>2. Shipping Information:</b>
Y__ N__	a. Length: 21' 11" (6.42 m)
Y__ N__	b. Width: 9' 6" (2.89 m) no hopper
Y__ N__	c. Height: 8' 4" (2.54 m)
Y__ N__	d. Weight: 13,380 lbs (6,069 kg) with 10' (3.04 m) hopper
Y__ N__	<b>3. Engine:</b>
Y__ N__	a. 202 hp (150.6 kw) CAT engine
Y__ N__	b. Belt driven engine cooling fan
Y__ N__	c. Fuel filter, fuel filter water separator
Y__ N__	d. 12 volt negative ground system
Y__ N__	e. Dual 1000 amp, 12 volt batteries
Y__ N__	f. Dry type dual air cleaner system with indicator
Y__ N__	g. Fuel consumption rate of 13.3 gallons per hour (50.34 l per hour)
Y__ N__	h. Electrical variable controlled engine throttle
Y__ N__	<b>4. Hydrostatic Pump Drive:</b>
Y__ N__	a. Single H1 electric controlled pump
Y__ N__	b. 10.07 cubic in (165,017 cubic mm) rev designed to provide optimum traction for two or four wheel drive system
Y__ N__	c. Hydraulic pump has pressure compensating pump for auxiliary systems
Y__ N__	d. Hydraulic reservoir: 50 gallons (189 l)
Y__ N__	<b>5. Auxiliary Pump System:</b>
Y__ N__	a. Capacity to operate the hydraulic gate cylinder, orbital steering system, conveyors and spread roll on aggregate hopper
Y__ N__	b. Auxiliary circuits have minimum 700 psi relief setting for the hydraulic gate cylinder
Y__ N__	c. 1,300 psi orbital steering
Y__ N__	d. 2,500 psi conveyor
Y__ N__	<b>6. Spread Hopper:</b>

Y\_\_\_ N\_\_\_  
Y\_\_\_ N\_\_\_  
  
Y\_\_\_ N\_\_\_  
Y\_\_\_ N\_\_\_  
Y\_\_\_ N\_\_\_  
Y\_\_\_ N\_\_\_

- a. 10' (3.04 m) to 15' (4.57 m) hopper
- b. Optional individual gate controls that are operated from the control station via electric over hydraulic
- c. Hopper has 2.375" (60.325 mm) agitator
- d. Spread roll diameter of 6.625" (168.275 mm), 0.25" (6.35 mm) thick wall
- e. Spread roll maximum speed 132 rpm's
- f. Full length rejection screen on the spread hopper, maximum opening of 1" (25.4 mm)

Y\_\_\_ N\_\_\_  
  
Y\_\_\_ N\_\_\_  
Y\_\_\_ N\_\_\_  
Y\_\_\_ N\_\_\_

**7. Rear Hopper:**

- a. Two independent manual flow control gates easily accessible from operator's station for the conveyors
- b. Skirting in the receiving hopper to minimize spillage
- c. Capacity: 4 cubic yards (3.05 cubic m) struck
- d. Receiving width: maximum 11' 10" (3.6 m), minimum 9' 6" (2.89 m)

Y\_\_\_ N\_\_\_  
Y\_\_\_ N\_\_\_  
Y\_\_\_ N\_\_\_  
  
Y\_\_\_ N\_\_\_

**8. Front Axle:**

- a. 25,000 lbs (11,339 kg) rated capacity, oscillating type
- b. 24.98:1 ratio, wet disc brakes, 5,400 lbs (2,449 kg) application
- c. Powered by 9.82 cubic in (160,921 cubic mm), rev two-speed hydraulic drive motor
- d. Automotive type, drive shaft axle connection between axle and hydraulic drive motor

Y\_\_\_ N\_\_\_  
Y\_\_\_ N\_\_\_  
Y\_\_\_ N\_\_\_  
Y\_\_\_ N\_\_\_  
Y\_\_\_ N\_\_\_

**9. Rear Axle:**

- a. Two-wheel drive system
- b. Minimum 22,500 lbs (10,205 kg) rated capacity
- c. 16.5" (.419 m) diameter, 7" (177.8 mm) wide brakes, manual slack adjusters
- d. Drum type brakes, spring applied and hydraulic released
- e. Minimum 7" (177.8 mm) ground clearance

OR

Y\_\_\_ N\_\_\_  
Y\_\_\_ N\_\_\_  
Y\_\_\_ N\_\_\_  
Y\_\_\_ N\_\_\_  
Y\_\_\_ N\_\_\_  
Y\_\_\_ N\_\_\_

**10. OPTIONAL REAR AXLE:**

- a. Four-wheel drive system
- b. Minimum 32,000 lbs (14,514 kg) rated capacity
- c. 16,000 lbs (7,257 kg) torque hubs for traction assistance
- d. Electronically controlled rear torque hubs from operator's control station
- e. Spring applied and hydraulic released brakes
- f. Minimum 7" (177.8 mm) ground clearance

Y\_\_\_ N\_\_\_  
Y\_\_\_ N\_\_\_  
Y\_\_\_ N\_\_\_  
Y\_\_\_ N\_\_\_  
Y\_\_\_ N\_\_\_  
Y\_\_\_ N\_\_\_

**11. Tires:**

- a. Tire tracking front: 6' 11" (2.1 m)
- b. Tire tracking rear: 7' 7" (2.31 m)
- c. Tires standard size: 385/65R 22.5
- d. Tires special: 255R/70 x 22.5, low profile
- e. Tires optional: 11:00 R x 22.5 radial
- f. Wheels: Budd-disc style

**12. Conveyor Belts:**

Y___ N___	a. Two independently operated, aggregate feed conveyors
Y___ N___	b. Adjustable tail pulleys with pillow block style bearings, grease zerks for each bearing
Y___ N___	c. Auto and manual system controlled from touch pad system integrated with Plus+1 system
Y___ N___	d. Belt width: 20" (.508 m)
Y___ N___	e. Speed: 0 to 550' per minute (167.64 m per minute)
<b>13. Truck Hitch:</b>	
Y___ N___	a. Electric over hydraulically adjustable
Y___ N___	b. Electronically controlled from the driver's station
Y___ N___	c. Electronic over hydraulic released locking mechanism
<b>14. Operator's Area:</b>	
Y___ N___	a. One control console easily moved from left to right sides
Y___ N___	b. Appropriate foot brake control
Y___ N___	c. Parking brake electronically controlled on main control console
Y___ N___	d. Operator's deck walkway on right, appropriate controls for second operator to monitor conveyors and spread hopper
Y___ N___	e. Toolbox and access to engine and hydraulic components accessible from operator's deck
Y___ N___	f. Cushioned and adjustable seat
<b>15. Steering:</b>	
Y___ N___	a. Fully hydraulic, orbital type
Y___ N___	b. Independent of drive system
<b>16. Brakes:</b>	
Y___ N___	a. Two wheel drive: Front axle hydraulic multiple wet disc type
Y___ N___	b. Rear axle hydraulic actuated brakes, spring applied and hydraulic released
	<i>OR</i>
Y___ N___	c. <i>OPTIONAL Four wheel drive: Front and rear axle hydraulic multiple wet disc type</i>
<b>17. Instrumentation:</b>	
Y___ N___	a. Monitored thru DP 610 LCD display
Y___ N___	b. Gate controls, working lights, turn signals, hazard lights and beacon to be separated from Plus+1 system
<b>18. Plus 1 Monitor:</b>	
Y___ N___	a. Plus+1 CAN Bus control and onboard diagnostic system
Y___ N___	b. DP 610, 6.5" (165.1 mm), 400 x 240 pixel color graphic display
Y___ N___	c. Gauges include engine water temperature, engine oil pressure, tachometer, fuel gauge, voltmeter, hydraulic temperature, hour meter and volt meter

Y\_\_\_ N\_\_\_

Y\_\_\_ N\_\_\_

Y\_\_\_ N\_\_\_

Y\_\_\_ N\_\_\_

#### 19. Control Functions:

- a. Hydrostatic control system
- b. Manual mode: Operator can vary forward/reverse speeds of unit with joystick
- c. Speed ranges: 0 to 19 mph (0 to 30.5 kph), high range  
0 to 10 mph (0 to 16 kph), low and reverse ranges
- d. Application rate control:
  - i. Computer monitors the actual speed of the spreader, varies gate opening to maintain the set application rate
  - ii. Plus+1 CAN Bus system with auto-rate control monitors actual speed of the spreader regardless of load conditions
  - iii. Programmable application rate in lbs per sq. yard
  - iv. Include rock size, type, chipping width, feet per minute and accumulative totals
  - v. Ability to access memory settings service screens, system faults, engine faults, machine settings, calibration settings and display units in English or metric
  - vi. Control switches for the working lights, turn/hazard signals and beacons

Y\_\_\_ N\_\_\_

Y\_\_\_ N\_\_\_

Y\_\_\_ N\_\_\_

Y\_\_\_ N\_\_\_

Y\_\_\_ N\_\_\_

#### 20. Additional Standard Equipment:

- a. 10' (3.04 m) hopper with manual gate controls
- b. Two wheel drive, front wheel drive
- c. Color graphic display
- d. Auto rate controls
- e. Remote walkway controls

Y\_\_\_ N\_\_\_

Y\_\_\_ N\_\_\_

Y\_\_\_ N\_\_\_

Y\_\_\_ N\_\_\_

Y\_\_\_ N\_\_\_

#### 21. Optional Equipment:

- a. 11', 12', 13', 13' 6", 14', 15' (3.35 m, 3.65 m, 3.96 m, 4.11 m, 4.26 m, 4.57 m) aggregate spread hopper
- b. 11', 12', 13', 13' 6", 14', 15' (3.35 m, 3.65 m, 3.96 m, 4.11 m, 4.26 m, 4.57 m) aggregate spread hopper with individual gate controls
- c. Front hopper walkway and railing (all widths)
- d. Amber strobe light, handrail mounted
- e. Umbrella for each operator's station

Y\_\_\_ N\_\_\_

Y\_\_\_ N\_\_\_

Y\_\_\_ N\_\_\_

Y\_\_\_ N\_\_\_

Y\_\_\_ N\_\_\_

Y\_\_\_ N\_\_\_


Y\_\_\_ N\_\_\_

#### 22. Training, Support and Company

- a. Training and support manuals
- b. Optional on-site operator training by Dealer
- c. One-year, unlimited hours warranty against any manufacturer defects
- d. Extended warranty available
- e. 50+ years manufacturing experience
- f. ISO 9001 Certified
- g. Manufactured in the USA

# CSH Hydrostatic Chip Spreader




**Rosco**  
LeeBoy Group



## Performance Features:

With superior automation of the hydrostatic chip spreader, the CSH allows the end user to place materials precisely using a computer controlled system. To ensure coverage is consistently smooth, immediate adjustments can be made by the operator using the daylight readable ergonomic computer screen. With its paver-style folding hopper design and enhanced clean out operations, the CSH continues to serve as a dependable, low maintenance solution.

- Hydrostatic Drive
- 10' to 10' (3.05 to 4.57 m) Spread Hopper
- 202 hp (150.6 kw) CAT 13 Diesel Engine
- Automatic Conveyor Belt Controls
- Automatic Application Rate Control
- Swing-Over Control Console
- Contoured Folding Hopper Wings
- 4 Cubic Yards (3.05 Cubic Meter) Capacity Material Hopper
- Maintains a Consistent Ground Speed for Smooth Coverage
- Features That Allow For Excellent Clean Out Ability
- Low Maintenance Performance



# CSH Chip Spreader Specifications



Dimensions	<ul style="list-style-type: none"> <li>- Length: 24' 6" (7.47 m)</li> <li>- Width: 9' 6" (2.896 m)</li> <li>- Height: 8' 4" (2.5 m)</li> <li>- Wheelbase: 10' 6" (3.2 m)</li> <li>- Turning radius: 20' 6" (6.24 m)</li> <li>- Weight: 13,380 lbs. (6,069 kg)</li> </ul>
Engine	CAT diesel, Tier 3 - 202 hp (150.6 kw)
Capacities	<ul style="list-style-type: none"> <li>- Fuel: 50 gallons (189 l)</li> <li>- Hydraulic reservoir: 50 gallons (189 l)</li> </ul>
Rear Hopper	<ul style="list-style-type: none"> <li>- Capacity: 4 cubic yards (3.05 cubic m)</li> <li>- Receiving width: 11' 10" (3.6 m) to 9' 6" (2.89 m)</li> <li>- Two independent manual flow control gates accessible from operator's station for the conveyors</li> </ul>
Spread Hopper	<ul style="list-style-type: none"> <li>- Width: 10' (3.05 m) to 15' (4.57 m) hopper</li> <li>- Optional individual gate controls operated from the control station via electric over hydraulic</li> <li>- 2.375" (60.3 mm) agitator</li> <li>- Spread roll diameter 6.625 (168 mm), .25" (6.35 mm) thick wall</li> <li>- Spread roll maximum speed 132 rpm</li> <li>- Full width rejection screen</li> </ul>
Hydrostatic Pump Drive	<ul style="list-style-type: none"> <li>- Single electric controlled pump</li> <li>- Hydraulic pump has pressure compensating pump for auxiliary systems</li> </ul>
Auxiliary Pump System	<ul style="list-style-type: none"> <li>- Capacity to operate the hydraulic gate cylinder, orbital steering system, conveyors and spread roll on aggregate hopper</li> <li>- 2,500 psi conveyor</li> </ul>
Front Axle	<ul style="list-style-type: none"> <li>- 25,000 lbs (11,339 kg) rated, oscillating type</li> <li>- Wet disk brakes, 5,400 lbs (2,449 kg) application</li> <li>- Automotive type, drive shaft axel connection between axle and hydraulic drive motor</li> </ul>

Rear Axle	<ul style="list-style-type: none"> <li>- Two-wheel drive system</li> <li>- Minimum 22,500 lbs (10,205 kg) rated capacity</li> <li>- 16.5" (.419 m) diameter, 7" (177.8 mm) wide brakes</li> <li>- Minimum 7" (177.8 mm) ground clearance</li> </ul>
Tires	<ul style="list-style-type: none"> <li>- Track width front: 6' 11" (2.1 m)</li> <li>- Track width rear: 7' 7" (2.31 m)</li> <li>- Tires standard size: 255/70 22.5, low profile</li> </ul>
Conveyor Belts	<ul style="list-style-type: none"> <li>- Two independently operated, aggregate feed conveyors</li> <li>- Adjustable tail pulleys with pillow block style bearings, grease zerks for each bearing</li> <li>- Auto and manual system controlled by touch pad</li> <li>- Belt width: 20" (.508 m)</li> <li>- Speed: 0 to 550' (167.64 m) per minute</li> </ul>
Truck Hitch	<ul style="list-style-type: none"> <li>- Electronically controlled from driver's station</li> <li>- Electronic over hydraulic released locking mechanism</li> </ul>
Operator's Area	<ul style="list-style-type: none"> <li>- One control console, movable from left to right</li> <li>- Foot brake and parking brake control</li> <li>- Cushioned and adjustable seat</li> </ul>
Control Functions	<ul style="list-style-type: none"> <li>- Manual: forward/reverse speed with joystick</li> <li>- Speed ranges: 0 to 19 mph (0 to 30.5 kph), high 0 to 10 mph (0 to 16 kph), low/reverse</li> </ul>
Control Functions	<ul style="list-style-type: none"> <li>- Computer monitors speed of spreader, varies gate opening to maintain set rate</li> <li>- Plus+1 CAN Bus monitors speed of spreader</li> <li>- Programmable application rate in lbs per sq yard</li> <li>- Rock size, type, chipping width, feet per minute, accumulative totals</li> <li>- Memory settings and service screens</li> </ul>
Optional Equipment	<ul style="list-style-type: none"> <li>- 11', 12', 13', 13' 6", 14', 15' (3.3 m, 3.6 m, 3.9 m, 4.1 m, 4.2 m, 4.5 m) aggregate spread hopper</li> <li>- 11', 12', 13', 13' 6", 14', 15' (3.3 m, 3.6 m, 3.9 m, 4.1 m, 4.2 m, 4.5 m) aggregate spread hopper with individual gate controls</li> <li>- Front hopper walkway and railing (all widths)</li> </ul>



VT LeeBoy, Inc. ■ 500 Lincoln County Parkway Extension ■ Lincolnton, NC 28092 ■ 704.966.3300  
For additional products or information, visit our website: [www.LeeBoy.com](http://www.LeeBoy.com)

BR-8002.1-EN This document contains information applicable for the U.S. and U.S. Territories. For International product availability, specifications and support, please contact your authorized LeeBoy representative. The technical data contained herein is subject to change due to continuous engineering and development. Accordingly, LeeBoy Group reserves the right to modify at any time.



# Product Specifications

## Rosco Variable Width Chip Spreader (CSV)

The following specifications are based on the Rosco Variable Width Chip Spreader (CSV) manufactured by LeeBoy Group. Because of continuous equipment research and development, we reserve the right to change these specifications. For more information, questions or assistance preparing specifications, please contact your local LeeBoy sales representative.

Comply Y ___ N ___ Y ___ N ___ Y ___ N ___ Y ___ N ___ Y ___ N ___  Y ___ N ___ Y ___ N ___  Y ___ N ___ Y ___ N ___ Y ___ N ___ Y ___ N ___ Y ___ N ___ Y ___ N ___ Y ___ N ___ Y ___ N ___  Y ___ N ___  Y ___ N ___ Y ___ N ___ Y ___ N ___ Y ___ N ___ Y ___ N ___ Y ___ N ___ Y ___ N ___	<div> <b>1. Dimensions</b> <ul style="list-style-type: none"> <li>a. Overall Length: 25' 10" (7.874 m)</li> <li>b. Overall Width: 8' 6" (2.59 m)</li> <li>c. Overall Height: 8' 8" (2.64 m), beacon retracted</li> <li>d. Wheelbase: 12' 10.5" (3.92 m)</li> <li>e. Turning radius: 26' (7.92 m) outside turn radius 22' 3" (6.78 m) inside turn radius</li> </ul> </div> <div> <b>2. Weight:</b> <ul style="list-style-type: none"> <li>a. 23,720 lbs (10,759 kg), unloaded</li> <li>b. 36,000 lbs (16,329 kg), loaded 16' (4.87 m) wide</li> </ul> </div> <div> <b>3. Shipping Information:</b> <ul style="list-style-type: none"> <li>a. Length: 25' 10" (7.87 m)</li> <li>b. Width: 8' 6" (2.59 m) with hopper</li> <li>c. Height: 8' 8" (2.64 m)</li> </ul> </div> <div> <b>4. Engine:</b> <ul style="list-style-type: none"> <li>a. Tier 4 Final, 275 hp (205 kw) Cummings diesel turbocharged engine</li> <li>b. Proportional hydraulic fan drive: maximize hp (kw), reduce noise and automatic cleanout</li> <li>c. Fuel filter, fuel water separator filter</li> <li>d. 12 volt negative ground system</li> <li>e. Dual 1000 amp, 12 volt batteries</li> <li>f. Dry type dual air cleaner system with indicator</li> <li>g. Electrical variable controlled engine throttle</li> <li>h. Fuel reservoir: 50 gallons (189 l)</li> </ul> <p style="text-align: center; margin: 10px 0;">OR</p> <div> <b>5. Optional Engine:</b> <ul style="list-style-type: none"> <li>a. Consult dealer/factory</li> </ul> </div>   <div> <b>6. Hydrostatic Pump Drive:</b> <ul style="list-style-type: none"> <li>a. Single H1 electric controlled pump</li> <li>b. 10.07 cubic in (165,017 cubic mm) rev designed to provide optimum traction for two or four wheel drive system</li> <li>c. Hydraulic pump has pressure compensating pump for auxiliary systems</li> <li>d. Hydraulic reservoir: 75 gallons (283 l)</li> </ul> </div> </div>
---	--

Y\_\_ N\_\_

Y\_\_ N\_\_

Y\_\_ N\_\_

**7. Auxiliary Pump System:**

- a. Capacity to operate the hydraulic gate cylinder, hopper extension , augers, conveyors and spread roll on aggregate hopper
- b. Auxiliary circuits have minimum 500 psi relief setting for the hydraulic gate cylinder
- c. 2,500 psi conveyor

Y\_\_ N\_\_

Y\_\_ N\_\_

**8. Fan Drive System:**

- a. 45 cc/rev pump to provide optimal flow to the fan drive and steering circuit
- b. 1,325 psi orbital steering

Y\_\_ N\_\_

Y\_\_ N\_\_

Y\_\_ N\_\_

Y\_\_ N\_\_

Y\_\_ N\_\_

Y\_\_ N\_\_

Y\_\_ N\_\_

**9. Spread Hopper:**

- a. 0' to 16' (0 to 4.87 m) hopper
- b. Individual gate controls that are operated from the control station via electric over hydraulic
- c. 12" (.304 m) augers
- d. Spread roll diameter of 6.625" (168.275 mm), 0.25" (6.35 mm) thick wall
- e. Spread roll maximum speed approximately 150 rpms
- f. Full length rejection screen on the spread hopper, maximum opening of 1" (25.4 mm)
- g. Capacity: 1 cubic yards (.764 cubic m) per side

Y\_\_ N\_\_

Y\_\_ N\_\_

Y\_\_ N\_\_

Y\_\_ N\_\_

**10. Rear Hopper:**

- a. Two independent manual flow control gates easily accessible from operator's station for the conveyors
- b. Skirting in the receiving hopper to minimize spillage
- c. Capacity: 3.5 cubic yards (2.67 cubic m) struck
- d. Receiving width: maximum 11' 10" (3.6 m), minimum 9' 6" (2.89 m)

Y\_\_ N\_\_

Y\_\_ N\_\_

Y\_\_ N\_\_

Y\_\_ N\_\_

**11. Front Axle:**

- a. 52,900 lbs (23,995 kg) rated capacity, oscillating type
- b. 24.97:1 ratio, wet disc brakes, 5,400 lbs (2,449 kg) application
- c. Powered by 9.82 cubic in (160,921 cubic mm), rev two-speed hydraulic drive motor
- d. Automotive type, drive shaft axle connection between axle and hydraulic drive motor

Y\_\_ N\_\_

Y\_\_ N\_\_

Y\_\_ N\_\_

Y\_\_ N\_\_

Y\_\_ N\_\_

**12. Rear Axle:**

- a. Two-wheel drive system
- b. Minimum 22,500 lbs (10,205 kg) rated capacity
- c. 16.5" (.419 m) diameter, 7" (177.8 mm) wide brakes, manual slack adjusters
- d. Drum type brakes, spring applied and hydraulic released
- e. Minimum 7" (177.8 mm) ground clearance

Y\_\_ N\_\_

Y\_\_ N\_\_

Y\_\_ N\_\_

Y\_\_ N\_\_

**13. Tires:**

- a. Track width front: 6' 3" (1.9 m)
- b. Track width rear: 6' 9" (2.05 m)
- c. Tires standard size: 385/65R 22.5
- d. Wheels: budd-disc style



Y\_\_\_ N\_\_\_

Y\_\_\_ N\_\_\_

Y\_\_\_ N\_\_\_

Y\_\_\_ N\_\_\_

Y\_\_\_ N\_\_\_

#### 14. Conveyor Belts:

- a. Two independently operated, aggregate feed conveyors
- b. Adjustable tail pulleys with pillow block style bearings, grease zerks for each bearing
- c. Auto and manual system controlled from touch pad system integrated with Plus+1 system
- d. Belt width: 20" (.508 m)
- e. Speed: 0 to 550' per minute (167.64 m per minute)

#### 15. Truck Hitch:

- a. Electric over hydraulically adjustable
- b. Electronically controlled from the driver's station
- c. Electronic over hydraulic released locking mechanism
- d. Spring loaded, hydraulically adjustable with hydraulic release

Y\_\_\_ N\_\_\_

Y\_\_\_ N\_\_\_

Y\_\_\_ N\_\_\_

Y\_\_\_ N\_\_\_

#### 16. Operator's Area:

- a. One full console on left side, 15" (38.1 cm) slide out platform for optional field of view
- b. Right hand remote operator control
- c. Appropriate foot brake control
- d. Parking brake electronically controlled on main control console
- e. Access to engine and hydraulic components accessible from operator's deck
- f. Cushioned and adjustable seat

Y\_\_\_ N\_\_\_

Y\_\_\_ N\_\_\_

Y\_\_\_ N\_\_\_

Y\_\_\_ N\_\_\_

Y\_\_\_ N\_\_\_

Y\_\_\_ N\_\_\_

#### 17. Steering:

- a. Fully hydraulic, orbital type
- b. Independent of drive system

Y\_\_\_ N\_\_\_

Y\_\_\_ N\_\_\_

#### 18. Brakes:

- a. Two wheel drive: Front axle hydraulic multiple wet disc type
- b. Rear axle hydraulic actuated brakes, spring applied and hydraulic released

Y\_\_\_ N\_\_\_

Y\_\_\_ N\_\_\_

#### 19. Instrumentation:

- a. Plus+1 CAN Bus control and onboard diagnostic system
- b. DP 710 color graphic display, 7" (177.8 mm), 800 x 480 pixel
- c. Gauges include engine water temperature, engine oil pressure, tachometer, fuel gauge, DEF fluid, voltmeter, hydraulic temperature, hour meter and volt meter

Y\_\_\_ N\_\_\_

Y\_\_\_ N\_\_\_

Y\_\_\_ N\_\_\_

#### 20. Control Functions:

- a. Hydrostatic control system
- b. Manual mode: Operator can vary forward/reverse speeds of unit with joystick
- c. Speed ranges: 0 to 20 mph (0 to 32.1 kph), high range  
0 to 10 mph (0 to 16 kph), low and reverse ranges
- d. Application rate control:

Y\_\_\_ N\_\_\_

Y\_\_\_ N\_\_\_


Y\_\_\_ N\_\_\_

Y\_\_\_ N\_\_\_

Y__ N__	i. Computer monitors the actual speed of the spreader, varies gate opening to maintain the set application rate
Y__ N__	ii. Plus+1 CAN Bus system with auto-rate control monitors actual speed of the spreader regardless of load conditions
Y__ N__	iii. Programmable application rate in lbs per sq. yard
Y__ N__	iv. Include rock size, type, chipping width, feet per minute and accumulative totals
Y__ N__	v. Ability to access memory settings service screens, system faults, engine faults, machine settings, calibration settings and display units in English or metric
Y__ N__	vi. Control switches for the working lights, turn/hazard signals and beacon
Y__ N__	<b>21. Additional Standard Equipment:</b>
Y__ N__	a. Temperature monitored hydraulic oil cooler
Y__ N__	b. Two wheel drive, front wheel drive
Y__ N__	c. Horn
Y__ N__	d. Backup alarm
Y__ N__	e. LED turn signals, work lights and beacon
Y__ N__	f. Remote camera for hitch
Y__ N__	g. Pressure transducers
Y__ N__	<b>22. Optional Equipment:</b>
Y__ N__	a. All-wheel drive system
Y__ N__	b. Engine options – consult dealer/factory
Y__ N__	c. Dual operator consoles with slides
Y__ N__	d. Chip spreader telemetric system
Y__ N__	e. Hopper vibrators
Y__ N__	f. Tool and storage box
Y__ N__	g. Umbrella, quantity 2
Y__ N__	<b>23. Training, Support and Company</b>
Y__ N__	a. Training and support manuals
Y__ N__	b. Optional on-site operator training by Dealer
Y__ N__	c. One-year, unlimited hours warranty against any manufacturer defects
Y__ N__	d. Extended warranty available
Y__ N__	e. 50+ years manufacturing experience
Y__ N__	f. ISO 9001 Certified
Y__ N__	g. Manufactured in the USA

# CSV Variable Width Chip Spreader



**Rosco**  
LeeBoy Group



## Performance Features:

Serving as the most-advanced chip spreader in our product line, the CSV continues our company's commitment to the preservation industry. The variable width spread hopper and smaller overall footprint provide flexibility that enables chipping within confined areas such as urban routes. Special consideration has been given to the operator's comfort, safety and visibility making this equipment extremely enjoyable to operate. Given the raw power of this unit, the quality of the finished product remains the same even in areas with rough, steep terrain.

- Variable Width Spread Hopper, 1' to 16' (304 - 4.8 m)
- No Permit Load, 8' 6" (2.59 m) Maximum Transport Width
- 275 hp (205 kw) Cummins Tier 4 Final Diesel Engine
- Hydraulic Front Wheel Drive Propell System
- Reversible Cooling Fan for Cooling System Maintenance
- Application Rate Control, Even While Chipping
- 12' (3.04 m) Abrasion-Resistant Augers
- 3.5 Cubic Yards (2.6 Cubic Meter) Capacity Material Hopper
- Left Side Full Controls, Right Side Remote Control Station
- Features That Allow For Excellent Clean Out Ability
- Low Maintenance Performance



# CSV Chip Spreader Specifications



Dimensions	<ul style="list-style-type: none"> <li>- Length: 25' 10" (7.874 m)</li> <li>- Width: 8' 6" (2.59 m)</li> <li>- Height: 8' 8" (2.64 m), beacon retracted</li> <li>- Wheelbase: 12' 10.5" (3.92 m)</li> <li>- Turning radius: 26' (7.92 m) outside turn radius 22' 3" (6.78 m) inside turn radius</li> <li>- Weight: 23,720 lbs. (10,759 kg), unloaded</li> </ul>
Engine	Cummins turbocharged diesel, Tier 4 Final – 275 hp (205 kw)
Capacities	<ul style="list-style-type: none"> <li>- Fuel: 50 gallons (189 l)</li> <li>- Hydraulic reservoir: 75 gallons (283 l)</li> </ul>
Rear Hopper	<ul style="list-style-type: none"> <li>- Capacity: 3.5 cubic yards (2.67 cubic m)</li> <li>- Receiving width: 10' (3.04 m) to 6' 6" (1.98 m)</li> <li>- Two independent manual flow control gates</li> </ul>
Spread Hopper	<ul style="list-style-type: none"> <li>- Capacity: 1 cubic yard (.764 cubic m) per side</li> <li>- 1' to 16' (.304 to 4.8 m) hopper</li> <li>- Individual gate controls</li> <li>- 12" (.304 m) augers</li> <li>- Spread roll diameter of 6.625" (168 mm), .25" (6.3 mm) thick wall</li> <li>- Spread roll maximum speed, 150 rpms</li> </ul>
Hydrostatic Pump Drive	<ul style="list-style-type: none"> <li>- Single electric controlled pump</li> <li>- Two or four wheel drive system</li> <li>- Hydraulic pump has pressure compensating pump for auxiliary systems</li> </ul>
Auxiliary Pump System	<ul style="list-style-type: none"> <li>- Capacity to operate the hydraulic gate cylinder, hopper extensions, augers, conveyors and spread roll on aggregate hopper</li> <li>- 2,500 psi conveyor</li> </ul>
Front Axle	<ul style="list-style-type: none"> <li>- 52,900 lbs (23,995 kg) rated, oscillating type</li> <li>- Wet disk brakes, 5,400 lbs (2,449 kg) application</li> <li>- Automotive type, drive shaft axle connection between axle and hydraulic drive motor</li> </ul>

Rear Axle	<ul style="list-style-type: none"> <li>- Two-wheel drive system</li> <li>- Minimum 22,500 lbs (10,205 kg) rated capacity</li> <li>- 16.5" (.419 m) diameter, 7" (177.8 mm) wide brakes</li> <li>- Minimum 7" (177.8 mm) ground clearance</li> </ul>
Tires	<ul style="list-style-type: none"> <li>- Track width front: 6' 3" (1.9 m)</li> <li>- Track width rear: 6' 9" (2.05 m)</li> <li>- Tires standard size: 385/65R 22.5</li> </ul>
Conveyor Belts	<ul style="list-style-type: none"> <li>- Two independently operated, aggregate feed conveyors</li> <li>- Adjustable tail pulleys with pillow block style bearings, grease zerks for each bearing</li> <li>- Auto and manual system controlled by touch pad</li> <li>- Belt width: 20" (.508 m)</li> <li>- Speed: 0 to 550' (167.64 m) per minute</li> </ul>
Truck Hitch	<ul style="list-style-type: none"> <li>- Electronically controlled from driver's station</li> <li>- Electronic over hydraulic released locking mechanism</li> <li>- Remote camera for truck hitch</li> </ul>
Operator's Area	<ul style="list-style-type: none"> <li>- Full console left side, remote operator control on right side</li> <li>- Foot brake and parking brake control</li> <li>- Cushioned and adjustable seat</li> </ul>
Control Functions	<ul style="list-style-type: none"> <li>- Manual: forward/reverse speed with joystick</li> <li>- Speed ranges: 0 to 20 mph (0 to 32.1 kph), high 0 to 10 mph (0 to 16 kph), low/reverse</li> </ul>
Application Rate Control	<ul style="list-style-type: none"> <li>- Computer monitors speed of spreader, varies gate opening to maintain set rate</li> <li>- Plus+1 CAN Bus monitors speed of spreader</li> <li>- Programmable application rate in lbs per sq yard</li> <li>- Rock size, type, chipping width, feet per minute, accumulative totals</li> <li>- Memory settings and service screens</li> </ul>
Optional Equipment	<ul style="list-style-type: none"> <li>- All wheel drive system</li> <li>- Dual operator consoles with slides</li> <li>- Telemetric system</li> <li>- Hopper vibrators</li> </ul>



VT LeeBoy, Inc. ■ 500 Lincoln County Parkway Extension ■ Lincolnton, NC 28092 ■ 704.966.3300  
For additional products or information, visit our website: [www.LeeBoy.com](http://www.LeeBoy.com)

BR-8003.1-EN This document contains information applicable for the U.S. and U.S. Territories. For International product availability, specifications and support, please contact your authorized LeeBoy representative. The technical data contained herein is subject to change due to continuous engineering and development. Accordingly, LeeBoy Group reserves the right to modify at any time.



09/13/2017 13:50

## Product Specifications

# Rosco Maximizer 2B Distributor

The following specifications are based on the Rosco Maximizer 2B Distributor manufactured by LeeBoy Group. Because of continuous equipment research and development, we reserve the right to change these specifications. For more information, questions or assistance preparing specifications, please contact your local LeeBoy sales representative.

Comply Y___ N___ Y___ N___ Y___ N___ Y___ N___	<b>1. Dimensions</b> a. Length: Depends on type of truck purchased and options selected b. Width: Depends on type of truck purchased and options selected c. Height: Depends on type of truck purchased and options selected d. Weight: Depends on type of truck purchased and options selected
Y___ N___	<b>2. Capacity:</b> a. 1,050 gallons (3,974 l) to 4,250 gallons (16,088 l)* *Gallons listed are maximum tank capacities. Recommended tank capacities may be limited by 1.) Thermal expansion of materials. 2.) Density of materials. 3.) Truck/axle load ratings. For more detail, please contact your local Rosco Sales Representative or Dealer.
Y___ N___ Y___ N___ Y___ N___ Y___ N___ Y___ N___	<b>3. Tank:</b> a. Meets all applicable Federal DOT tank regulations b. ASTM A569 grade mild steel with minimum 10 gauge (3.4 mm) shell and 7 gauge (4.5 mm) flat heads c. Flanged reinforced and welded to shell inside and outside of tank d. Seams are all electrically welded e. Thermometers: One 4" (102 mm) dial thermometer One internal pencil thermometer
Y___ N___ Y___ N___	<b>4. Insulation:</b> a. 2" (51 mm) rock wool with spacers to prevent compression b. Clips to secure position of insulation and protected by an aluminum jacket
Y___ N___ Y___ N___ Y___ N___ Y___ N___ Y___ N___ Y___ N___	<b>5. Manhole:</b> a. Weather tight and safety relieving cover with basket-type strainer b. Inside splash guards c. Steel measuring stick d. Tank vent and overflow e. Manhole opening: 22" (.559 m) in diameter f. Overflow: 3" (76 mm) in diameter
Y___ N___ Y___ N___ Y___ N___	<b>6. Sump:</b> a. At the rear of tank b. Cleanout plug and suction line from the pump includes tank cutoff valve c. Sump size: 4" (102 mm) in diameter
Y___ N___	<b>7. Heat System:</b> a. Two diesel fired burners with electric ignition and heat limit controls

Y\_\_\_ N\_\_\_  
Y\_\_\_ N\_\_\_  
Y\_\_\_ N\_\_\_  
Y\_\_\_ N\_\_\_

- b. Two, u-type, high temperature flue pipes running the length of the tank
- c. Single exhaust stack is constructed of stainless steel and includes a rain cover
- d. Heating flue size: 8" (203 mm) in diameter throughout
- e. Burners: 560,000 BTU per burner, per hour capacity

**8. Asphalt Pump:**

Y\_\_\_ N\_\_\_  
Y\_\_\_ N\_\_\_  
Y\_\_\_ N\_\_\_  
Y\_\_\_ N\_\_\_

- a. Viking, positive displacement pump
- b. Rotary gear type with built-in relief valve for safety
- c. Asphalt pump driven by low speed high torque fixed displacement hydraulic motor and connected by a flexible coupling
- d. Pump: 400 gallons per minute (1,514 l per minute)

**9. Distributing Lines:**

Y\_\_\_ N\_\_\_  
Y\_\_\_ N\_\_\_

- a. High temperature, flexible metal hoses
- b. Steel pipe with ball and socket joint is not acceptable

**10. Clean Out:**

Y\_\_\_ N\_\_\_  
Y\_\_\_ N\_\_\_  
Y\_\_\_ N\_\_\_

- a. Enviro-flush system allows solvent circulation through asphalt pump, valves, distributing lines and spraybar
- b. Cleanout material returned to enviro-flush tank for later use or disposal
- c. Flush tank: 25 gallons (95 l)
- d. Enviro-Flush tank: 25 gallons (95 l)

**11. Spray System:**

Y\_\_\_ N\_\_\_  
Y\_\_\_ N\_\_\_  
Y\_\_\_ N\_\_\_  
Y\_\_\_ N\_\_\_  
Y\_\_\_ N\_\_\_  
Y\_\_\_ N\_\_\_  
Y\_\_\_ N\_\_\_  
Y\_\_\_ N\_\_\_  
Y\_\_\_ N\_\_\_

- a. Power lift and shift, exclusive two-way spraybar breakaway system
- b. Spraybar's two-way safety relieving feature provides protection against damage if an obstruction is hit while traveling either forward or reverse
- c. Includes a manual spraybar lock-up assembly
- d. Nozzles are brass, slotted and valves are non-clogging
- e. Each has a quick-disconnect feature allowing the operator to change spray widths in 4" (102 mm) increments across the entire bar without the use of tools or blank nozzles
- f. Spraybar: 12' (3.658 m) full circulating bar
  - Two 4' (1.219 m) center sections
  - Two 2' (.610 m) hydraulic folding spraybar wings
- g. Nozzles: spaced on 4" (.102 m) centers on spraybar
- h. Spraybar shift: 18" (.457 m) each way

**12. Controller:**

Y\_\_\_ N\_\_\_  
Y\_\_\_ N\_\_\_  
Y\_\_\_ N\_\_\_  
Y\_\_\_ N\_\_\_  
Y\_\_\_ N\_\_\_  
Y\_\_\_ N\_\_\_  
Y\_\_\_ N\_\_\_  
Y\_\_\_ N\_\_\_  
Y\_\_\_ N\_\_\_

- a. Plus+1 CAN Bus control and onboard diagnostic system
- b. DP 700 [7" (177.8 mm), 800 x 480 pixel) high-resolution, color graphic display
- c. Controller for automatic application rate control
- d. Automatic valves for cab control of distributor functions
- e. Exclusive enviro-flush system with hydraulic pump speed control
- f. Settings for flow, speed calibration, spraybar width and spray bar on/off control by section
- g. Automatic valves for cab control of distributor functions
- h. Capable of storing up to 12 preset combinations of application rates and flow calibrations for instant retrieval

Y\_\_ N\_\_

Y\_\_ N\_\_

Y\_\_ N\_\_

Y\_\_ N\_\_

Y\_\_ N\_\_

Y\_\_ N\_\_

Y\_\_ N\_\_

Y\_\_ N\_\_

Y\_\_ N\_\_

Y\_\_ N\_\_

Y\_\_ N\_\_

Y\_\_ N\_\_

Y\_\_ N\_\_

Y\_\_ N\_\_

Y\_\_ N\_\_

Y\_\_ N\_\_

Y\_\_ N\_\_

Y\_\_ N\_\_

Y\_\_ N\_\_

Y\_\_ N\_\_

Y\_\_ N\_\_

Y\_\_ N\_\_

Y\_\_ N\_\_

Y\_\_ N\_\_

Y\_\_ N\_\_

Y\_\_ N\_\_

Y\_\_ N\_\_

Y\_\_ N\_\_

Y\_\_ N\_\_

Y\_\_ N\_\_

Y\_\_ N\_\_

Y\_\_ N\_\_

Y\_\_ N\_\_

Y\_\_ N\_\_

Y\_\_ N\_\_

Y\_\_ N\_\_

Y\_\_ N\_\_

- i. Selectable readouts include FPM, GPM, total feet sprayed, total gallons sprayed, total square yards sprayed, flow and speed calibration, application rate, tank temperature, hour meter and spraybar width (English and metric units can be selected for the rate controls)
- j. Controller provides accurate applications regardless of changes in speed or spraybar width during operations
- k. Includes GPS ground speed sensor
- l. Convenient external controls mounted on rear fender

### 13. Transmission:

- a. Hydrostatic, front live power driven by engine crankshaft
- b. The hydrostatic pump is an infinitely variable, displacement axial piston pump
- c. Hydraulic reservoir: 20 gallons (76 l) with temperature and sight gauge and level indicator

### 14. Additional Standard Equipment:

- a. Hand spray wand with a 25' (7.6 m) rubber hose
- b. Front and rear dial contents gauge
- c. 4" (102 mm) dial and internal pencil thermometers
- d. ICC clearance lights and reflectors
- e. Sample valve
- f. Back-up alarm
- g. Mud flaps
- h. Ladder and platform assembly
- i. Grease gun

### 15. Optional Equipment:


- a. Installation for a customer supplied truck chassis
- b. PTO transmission (required if not using front live power)
- c. LPG burner in lieu of diesel burner [includes 52 gallon (197 l) LP tank]
- d. Diesel burners with electronic ignition, 100% outfire protection and heat control
- e. Heated asphalt pump
- f. Washdown system with pump and hose, self-winding hose reel
- g. Spraybar extensions, 1' (.305 m) lengths (max 4 each)
- h. Spraybar extensions, 2' (.610 m) lengths (max 2 each)
- i. Loading hose, 3" x 15' (76 mm x 4.572 m) flexible steel with quick couplers
- j. Loading hose, 3" x 15' (76 mm x 4.572 m) rubber with quick couplers
- k. Electric overnight heat
- l. Radar horn in lieu of GPS

### 16. Training, Support and Company

- a. Training and support manuals
- b. Optional on-site operator training by Dealer
- c. One-year, unlimited hours warranty against any manufacturer defects
- d. Extended warranty available
- e. 50+ years manufacturing experience
- f. ISO 9001 Certified
- g. Manufactured in the USA

# Maximizer 2B Asphalt Distributor




**Rosco**  
LeeBoy Group



## Performance Features:

Applying a tack coat requires a sophisticated piece of equipment like the Maximizer 2B to ensure a uniform spray. The folding spray bar allows application without extensions and easily adjust to provide even coverage of triple overlap fan spray pattern. Trusting in the proven reliability and solid performance that can only be found in a Viking asphalt pump coupled with our proprietary spraying algorithms, the Maximizer 2B yields long-lasting, top notch performance for all application types.

- 12' (3.7 m) Fully Circulating Folding Spraybar
- Application Without Extensions
- Automatic In-Cab Controls
- Internal Spraybar Valves
- 400 Gallons Per Minute (1.5 M lpm) Viking Asphalt Pump
- End-of-Flux Clean Out System
- Accurate Application Regardless of Spraybar Width or Speed
- 12 Presets for Application Rate
- GPS speed and distance monitoring





# Max 2B Asphalt Distributor Specifications



Tank Capacity	<ul style="list-style-type: none"> <li>- 1,050 gallons (3,974 l) to 4,250 gallons (16,088 l)</li> </ul> <p><small>* Gallons listed are maximum tank capacities. Recommended tank capacities may be limited by 1) Thermal expansion of materials. 2.) Density of materials. 3.) Truck/axle load ratings. For more detail, please contact your local Rosco Sales Representative or Dealer.</small></p>
Tank	<ul style="list-style-type: none"> <li>- Meets all applicable Federal DOT regulations</li> <li>- 10 gauge (3.4 mm) steel shell</li> <li>- 7 gauge (4.5 mm) steel reinforced, flanged heads</li> <li>- Seams are electrically welded</li> </ul>
Insulation	<ul style="list-style-type: none"> <li>- 2" (51 mm) rock wool with spacers to prevent compression</li> <li>- Protected by an aluminium jacket</li> </ul>
Heat System	<ul style="list-style-type: none"> <li>- Two diesel fired burners with electric ignition</li> <li>- 560,000 BTU per burner, per hour capacity</li> </ul>
Asphalt Pump	<ul style="list-style-type: none"> <li>- Viking, positive displacement pump</li> <li>- 400 gallon per minute (1,514 lpm)</li> </ul>
Clean Out	<ul style="list-style-type: none"> <li>- Enviro-flush allows circulation through asphalt pump, valves, distributing lines and spraybar</li> <li>- Material returned to tank for later use or disposal</li> <li>- 25 gallons (95 l) capacity</li> </ul>
Spraybar	<ul style="list-style-type: none"> <li>- Exclusive two-way spraybar breakaway system</li> <li>- Safety relieving feature provides protection if an obstruction is hit in either forward or reverse</li> <li>- Brass, slotted nozzles and valves are non-clogging</li> <li>- Quick-disconnect allows operator to change spray widths in 4" (102 mm) increments</li> <li>- 12' (3.65 m) full circulating bar</li> <li>- Two 4' (1.21 m) center sections</li> <li>- Two 2' (.610 m) hydraulic folding spraybar wings</li> <li>- Nozzles: spaced 4" (102 mm) centers on spraybar</li> <li>- Spraybar shifts 18" (.457 m) each way</li> </ul>

Operator's In-Cab Controls	<ul style="list-style-type: none"> <li>- Plus+1 CAN Bus control and onboard diagnostics</li> <li>- 7" (177 mm) 800 x 480, high-res color display</li> <li>- Automatic application rate control</li> <li>- Settings for flow, speed calibration, spraybar width, spraybar on/off control by section</li> <li>- Up to 12 application rate preset combinations</li> <li>- Readouts include FPM, GPM, total feet sprayed, total gallons sprayed, total sq. yards sprayed, flow and speed calibration, application rate, tank temperature, hour meter, spraybar width</li> </ul>
Additional Standard Equipment	<ul style="list-style-type: none"> <li>- Hand spray wand with a 25' (7.6 m) rubber hose</li> <li>- Front and rear dial contents gauge</li> <li>- 4" (102 mm) dial, internal pencil thermometers</li> <li>- Sample valve</li> <li>- Back up alarm</li> <li>- Ladder and platform assembly</li> </ul>
Optional Equipment	<ul style="list-style-type: none"> <li>- Installation for a customer supplied truck chassis</li> <li>- PTO transmission (required if not using front live power)</li> <li>- LPG burner in lieu of diesel burner [includes 52 gallon (197 l) LP tank]</li> <li>- Diesel burners with electronic ignition, 100% out fire protection and heat control</li> <li>- Heated asphalt pump</li> <li>- Washdown system with pump and hose, self-winding hose reel</li> <li>- Spraybar extensions, 1' (.305 m) lengths (max 4)</li> <li>- Spraybar extensions, 2' (.610 m) lengths (max 2)</li> <li>- Loading hose, 3" x 15' (76 mm x 4.572 m) flexible steel with quick couplers</li> <li>- Loading hose, 3" x 15' (76 mm x 4.572 m) rubber with quick couplers</li> <li>- Electric overnight heat</li> <li>- Radar horn in lieu of GPS</li> </ul>



VT LeeBoy, Inc. ■ 500 Lincoln County Parkway Extension ■ Lincolnton, NC 28092 ■ 704.966.3300  
For additional products or information, visit our website: [www.LeeBoy.com](http://www.LeeBoy.com)

BR-7001.1-EN This document contains information applicable for the U.S. and U.S. Territories. For International product availability, specifications and support, please contact your authorized LeeBoy representative. The technical data contained herein is subject to change due to continuous engineering and development. Accordingly, LeeBoy Group reserves the right to modify at any time.



09/13/2017 13:50

## Product Specifications

# Rosco Maximizer 3B Distributor

The following specifications are based on the Rosco Maximizer 3B Distributor manufactured by LeeBoy Group. Because of continuous equipment research and development, we reserve the right to change these specifications. For more information, questions or assistance preparing specifications, please contact your local LeeBoy sales representative.

Comply Y___ N___ Y___ N___ Y___ N___ Y___ N___	<b>1. Dimensions</b> a. Length: Depends on type of truck purchased and options selected b. Width: Depends on type of truck purchased and options selected c. Height: Depends on type of truck purchased and options selected d. Weight: Depends on type of truck purchased and options selected
Y___ N___	<b>2. Maximum Tank Capacity:</b> a. 1,050 gallons (3,974 l) to 4,250 gallons (16,088 l)* *Gallons listed are maximum tank capacities. Recommended tank capacities may be limited by 1.) Thermal expansion of materials. 2.) Density of materials. 3.) Truck/axle load ratings. For more detail, please contact your local Rosco Sales Representative or Dealer.
Y___ N___ Y___ N___ Y___ N___ Y___ N___ Y___ N___	<b>3. Tank:</b> a. Meets all applicable Federal DOT tank regulations b. ASTM A569 grade mild steel with minimum 10 gauge (3.4 mm) shell and 7 gauge (4.5 mm) flat heads c. Flanged reinforced and welded to shell inside and outside of tank d. Seams are all electrically welded e. Thermometers: One 4" (102 mm) dial thermometer One internal pencil thermometer
Y___ N___ Y___ N___	<b>4. Insulation:</b> a. 2" (51 mm) rock wool with spacers to prevent compression b. Clips to secure position of insulation and protected by an aluminum jacket
Y___ N___	<b>5. Surge Plates:</b> a. 10 gauge (3.4 mm) steel with staggered openings to provide adequate tank strength and proper surge control
Y___ N___ Y___ N___ Y___ N___ Y___ N___ Y___ N___ Y___ N___	<b>6. Manhole:</b> a. Weather tight and safety relieving cover with basket-type strainer b. Inside splash guards c. Steel measuring stick d. Tank vent and overflow e. Manhole opening: 22" (.559 m) in diameter f. Overflow: 3" (76 mm) in diameter
Y___ N___ Y___ N___ Y___ N___	<b>7. Sump:</b> a. At the rear of tank b. Cleanout plug and suction line from the pump includes tank cutoff valve

SS-7002.1-EN

Y\_\_ N\_\_

Y\_\_ N\_\_

Y\_\_ N\_\_

Y\_\_ N\_\_

Y\_\_ N\_\_

Y\_\_ N\_\_

Y\_\_ N\_\_

Y\_\_ N\_\_

Y\_\_ N\_\_

Y\_\_ N\_\_

Y\_\_ N\_\_

Y\_\_ N\_\_

Y\_\_ N\_\_

Y\_\_ N\_\_

Y\_\_ N\_\_

Y\_\_ N\_\_

Y\_\_ N\_\_

Y\_\_ N\_\_

Y\_\_ N\_\_

Y\_\_ N\_\_

Y\_\_ N\_\_

Y\_\_ N\_\_

Y\_\_ N\_\_

Y\_\_ N\_\_

Y\_\_ N\_\_

Y\_\_ N\_\_

Y\_\_ N\_\_

c. Sump size: 4" (102 mm) in diameter

**8. Heat System:**

- a. Two diesel fired burners with electric ignition and heat limit controls
- b. Two, u-type, high temperature flue pipes running the length of the tank
- c. Single exhaust stack is constructed of stainless steel and includes a rain cover
- d. Heating flue size: 8" (203 mm) in diameter throughout
- e. Burners: 560,000 BTU per burner, per hour capacity

**9. Asphalt Pump:**

- a. Viking, positive displacement pump
- b. Rotary gear type with built-in relief valve for safety
- c. Asphalt pump driven by low speed high torque fixed displacement hydraulic motor and connected by a flexible coupling
- d. Pump: 400 gallon per minute (1,514 l per minute)

**10. Distributing Lines:**

- a. High temperature, flexible metal hoses
- b. Steel pipe with ball and socket joint is not acceptable

**11. Clean Out:**

- a. Enviro-flush system allows solvent circulation through asphalt pump, valves, distributing lines and spraybar
- b. Cleanout material returned to enviro-flush tank for later use or disposal
- c. Flush tank: 25 gallons (95 l)
- d. Enviro-Flush tank: 25 gallons (95 l)

**12. Spray System:**

- a. Nozzles are brass, slotted and valves are non-cloggers
- b. Each has a quick-disconnect feature allowing the operator to change spray widths in 4" (102 mm) increments across the entire bar without the use of tools or blank nozzles
- c. Spraybar: 16' (4.876 m) full circulating, extendible spraybar  
Two 8' (2.43 m) independently controlled sections  
Each spray nozzle automatically turns on when extended and off when retracted  
All functions operated by the Plus+1 controller in the cab
- d. Nozzles: Spaced on 4" (.102 m) centers on spraybar

**13. Controller:**

- a. Plus+1 CAN Bus control and onboard diagnostic system
- b. DP 700 [7" (177.8 mm), 800 x 480 pixel] high-resolution, color graphic display
- c. Controller for automatic application rate control
- d. Automatic valves for cab control of distributor functions
- e. Exclusive enviro-flush system with hydraulic pump speed control
- f. Settings for flow, speed calibration, spraybar width and spray bar on/off control by section
- g. Automatic valves for cab control of distributor functions

Y__ N__	h. Capable of storing up to 12 preset combinations of application rates and flow calibrations for instant retrieval
Y__ N__	i. Selectable readouts include FPM, GPM, total feet sprayed, total gallons sprayed, total square yards sprayed, flow and speed calibration, application rate, tank temperature, hour meter and spraybar width (English and metric units can be selected for the rate controls)
Y__ N__	j. Controller provides accurate applications regardless of changes in speed or spraybar width during operations
Y__ N__	k. Includes GPS ground speed sensor
Y__ N__	l. Convenient external controls mounted on rear fender
Y__ N__	
Y__ N__	<b>14. Transmission:</b>
Y__ N__	a. Hydrostatic, front live power driven by engine crankshaft
Y__ N__	b. The hydrostatic pump is an infinitely variable, displacement axial piston pump
Y__ N__	c. Hydraulic reservoir: 20 gallons (76 l) with thermometer and sight gauge and level indicator
Y__ N__	
Y__ N__	<b>15. Additional Standard Equipment:</b>
Y__ N__	a. Hand spray wand with a 25' (7.6 m) rubber hose
Y__ N__	b. Front and rear dial contents gauge
Y__ N__	c. 4" (102 mm) dial thermometer and internal pencil thermometers
Y__ N__	d. ICC clearance lights and reflectors
Y__ N__	e. Rear bumper to protect spraybar
Y__ N__	f. Sample valve
Y__ N__	g. Back-up alarm
Y__ N__	h. Mud flaps
Y__ N__	i. Ladder and platform assembly
Y__ N__	j. Grease gun
Y__ N__	
Y__ N__	<b>16. Optional Equipment:</b>
Y__ N__	a. Installation for a customer supplied truck chassis
Y__ N__	b. PTO transmission (required if not using front live power)
Y__ N__	c. LPG burner in lieu of diesel burner [includes 52 gallon (197 l) LP tank]
Y__ N__	d. Diesel burners with electronic ignition, 100% outfire protection and heat control
Y__ N__	e. Heated asphalt pump
Y__ N__	f. Washdown system with pump and hose, self-winding hose reel
Y__ N__	g. Loading hose, 3" x 15' (76 mm x 4.572 m) flexible steel with quick couplers
Y__ N__	h. Loading hose, 3" x 15' (76 mm x 4.572 m) rubber with quick couplers
Y__ N__	i. Electric overnight heat
Y__ N__	j. Radar horn in lieu of GPS
Y__ N__	
Y__ N__	<b>17. Training, Support and Company</b>
Y__ N__	a. Training and support manuals
Y__ N__	b. Optional on-site operator training by Dealer
Y__ N__	c. One-year, unlimited hours warranty against any manufacturer defects
Y__ N__	d. Extended warranty available
Y__ N__	e. 50+ years manufacturing experience
Y__ N__	f. ISO 9001 Certified
Y__ N__	g. Manufactured in the USA

# Maximizer 3B Asphalt Distributor



**Rosco**  
Leadbay Group



## Performance Features:

With a larger fully circulating extending spray bar, the Maximizer 3B has the ability to cover a wide area in an extremely efficient manner. Admired by contractors and municipalities alike, this trusted machine always delivers an accurately consistent end result. With the aid of a large color monitor, operators can monitor vitals, oversee the variable width and rate control or engage the enviro-flush clean out system among others. The Maximizer 3B is a highly versatile piece of equipment designed with the end user in mind.

- 8' to 16' (2.4 to 4.9 m) Fully Circulating Extending Spraybar
- Automatic In-Cab Controls
- Internal Spraybar Valves
- 400 gallons per minute (1,514 lpm), Viking Asphalt Pump
- Enviro-Flush Clean Out System
- Straight Line Start and Stop
- Accurate Application Regardless of Spraybar Width or Speed
- 12 Presets for Application Rate
- GPS Speed and Distance Monitoring



# Max 3B Asphalt Distributor Specifications



**Tank Capacity** - 1,050 gallons (3,974 l) to 4,250 gallons (16,088 l)

\* Gallons listed are maximum tank capacities. Recommended tank capacities may be limited by 1) Thermal expansion of materials. 2) Density of materials. 3) Truck/axle load ratings. For more detail, please contact your local Rosco Sales Representative or Dealer.

**Tank**

- Meets all applicable Federal DOT regulations
- 10 gauge (3.4 mm) steel shell
- 7 gauge (4.5 mm) steel reinforced, flanged heads
- Seams are electrically welded

**Insulation**

- 2" (51 mm) rock wool with spacers to prevent compression
- Protected by an aluminium jacket

**Heat System**

- Two diesel fired burners with electric ignition
- 560,000 BTU per burner, per hour capacity

**Asphalt Pump**

- Viking, positive displacement pump
- 400 gallon per minute (1,514 lpm)

**Clean Out**

- Enviro-flush allows circulation through asphalt pump, valves, distributing lines and spraybar
- Material returned to tank for later use or disposal
- 25 gallons (95 l) capacity

**Spraybar**

- Brass, slotted nozzles and valves are non-clogging
- Quick-disconnect allows operator to change spray widths in 4" (102 mm) increments
- 16' (4.87 m) full circulating bar, extendable spraybar
- Two 8' (2.43 m) independently controlled sections
- Nozzles: spaced 4" (102 mm) centers on spraybar
- Each spray nozzle automatically turns on when extended and off when retracted

**Operator's In-Cab Controls**

- Plus+ CAN Bus control and onboard diagnostics
- 7" (177 mm) 800 x 480, high-res color display
- Automatic application rate control
- Settings for flow, speed calibration, spraybar width, spraybar on/off control by section
- Up to 12 application rate preset combinations
- Readouts include FPM, GPM, total feet sprayed, total gallons sprayed, total sq. yards sprayed, flow and speed calibration, application rate, tank temperature, hour meter, spraybar width

**Additional Standard Equipment**

- Hand spray wand with a 25' (7.6 m) rubber hose
- Front and rear dial contents gauge
- 4" (102 mm) dial, internal pencil thermometers
- Sample valve
- Back up alarm
- Ladder and platform assembly
- Rear bumper to protect spraybar

**Optional Equipment**

- Installation for a customer supplied truck chassis
- PTO transmission (required if not using front live power)
- LPG burner in lieu of diesel burner [includes 52 gallon (197 l) LP tank]
- Diesel burners with electronic ignition, 100% out fire protection and heat control
- Heated asphalt pump
- Washdown system with pump and hose, self-winding hose reel
- Loading hose, 3" x 15' (76 mm x 4.572 m) flexible steel with quick couplers
- Loading hose, 3" x 15' (76 mm x 4.572 m) rubber with quick couplers
- Electric overnight heat
- Radar horn in lieu of GPS



VT LeeBoy, Inc. ■ 500 Lincoln County Parkway Extension ■ Lincolnton, NC 28092 ■ 704.966.3300  
For additional products or information, visit our website: [www.LeeBoy.com](http://www.LeeBoy.com)

BR-7002,1-EN This document contains information applicable for the U.S. and U.S. Territories. For International product availability, specifications and support, please contact your authorized LeeBoy representative. The technical data contained herein is subject to change due to continuous engineering and development. Accordingly, LeeBoy Group reserves the right to modify at any time.



09/13/2017 13:51

## Product Specifications

## Rosco RA-400 Patcher

**The following specifications are based on the Rosco RA-400 Patcher manufactured by LeeBoy Group. Because of continuous equipment research and development, we reserve the right to change these specifications. For more information, questions or assistance preparing specifications, please contact your local LeeBoy sales representative.**

Comply	1. Dimensions:
Y__ N__	a. Length: 26' (7.9 m) with boom retracted 38' 5" (11.7 m) with boom fully extended
Y__ N__	b. Width: 8' 6" (2.59 m)
Y__ N__	c. Height: 10' (3 m)
Y__ N__	d. Weight: 18,000 lbs (8,164 kg) with standard chassis
Y__ N__	2. Chassis:
Y__ N__	a. Cab-over Peterbilt 220 (or equivalent)
Y__ N__	b. GVWR: 33,000 lbs (14,969 kg)
Y__ N__	c. Front axle: 12,000 lbs (5,443 kg)
Y__ N__	d. Rear axle: 21,000 lbs (9,525 kg), rear springs rated for 23,000 lbs (10,433 kg)
Y__ N__	e. Engine: 240 hp (179 kw) @ 2,400 rpm diesel engine
Y__ N__	f. Wheelbase: 164" (4.165 m)
Y__ N__	g. Cab-to-axle: 153" (3.88 m)
	*Rosco to review truck specifications prior to bid and/or order
Y__ N__	3. Hydraulics:
Y__ N__	a. Dual hydraulic pump
Y__ N__	b. 28 gallons per minute (105.9 l per minute) for blower function
Y__ N__	c. 9 gallons per minute (34 l per minute) for all other functions driven from auxiliary engine
Y__ N__	d. Hydraulic tank reservoir: 20 gallons (75.7 l)
Y__ N__	4. Auxiliary Engine:
Y__ N__	a. Output (gross intermittent): 65 hp (48.4 kw) @ 2,600 rpm
Y__ N__	b. Tier 4 Final, naturally aspirated 4 cylinder Kubota diesel engine
Y__ N__	c. In-cab aux engine controls at operator's station with tachometer, hour meter and warning system
Y__ N__	d. Engine info:
	i. Bore: 3.43 in (87 mm)
	ii. Stroke: 4.33 in (110 mm)
	iii. Displacement: 159.5 cubic in (2.615 l)
	iv. Fuel consumption: 4.54 gallons per hour (17.18 l per hour)@ max torque
	v. Alternator: 60 amp
Y__ N__	5. Air System:
Y__ N__	a. High volume, low pressure. Positive displacement blower driven by truck hydraulics motor
Y__ N__	b. Capable of 850 cfm @ 2,850 rpm
Y__ N__	c. Hydraulically-driven blower with variable CFM from 0-850

Y\_\_\_ N\_\_\_

Y\_\_\_ N\_\_\_

Y\_\_\_ N\_\_\_

Y\_\_\_ N\_\_\_

Y\_\_\_ N\_\_\_

Y\_\_\_ N\_\_\_

Y\_\_\_ N\_\_\_

Y\_\_\_ N\_\_\_

#### 6. Aggregate System:

- a. Low profile, 5 cubic yard (3.82 cubic m) hopper, or 11,000 lbs (4,990 kg)
- b. Rectangular welded 10' 3" x 7' (3.12 x 2.13 m) aggregate hopper
- c. In-cab controlled vibration system
- d. Dual electric over hydraulic activated hopper lids, rear access open/close switch
- e. Cab controlled adjustable, feed slide gate meters aggregate flow
- f. System will accept aggregates up to .75" (19 mm)
- g. Plus+1 system store settings: rock flow, emulsion flow and air flow
- h. VORTEC: Vacuum Operated Rock Transfer Emulsion Coating system
  - i. System utilizes no mechanical or moving parts to move aggregate
  - ii. Ease of access to clean and service the slide gate and sub systems
  - iii. Conveyors and/or paddle feeders are NOT acceptable

Y\_\_\_ N\_\_\_

Y\_\_\_ N\_\_\_

Y\_\_\_ N\_\_\_

Y\_\_\_ N\_\_\_

Y\_\_\_ N\_\_\_

Y\_\_\_ N\_\_\_

Y\_\_\_ N\_\_\_

#### 7. Liquid Asphalt Emulsion Tank:

- a. Insulated liquid asphalt emulsion tank
- b. Overnight heating by two 4,500 watt, 240 volt thermostatically controlled heater elements, located in water heat exchanger tube
- c. Alternate heat source provided to maintain heat on work site, regulated automatically to prevent over or under heating of materials
- d. Asphalt line heated to prevent clogging during operation
- e. Tank mounted 5" (127 mm) dial thermometer and emulsion level indicator both visible from cab
- f. Tank size: 300 gallons (1,135.6 l)
- g. Tank fill opening: 12" (305 mm)

Y\_\_\_ N\_\_\_

Y\_\_\_ N\_\_\_

Y\_\_\_ N\_\_\_

Y\_\_\_ N\_\_\_

#### 8. Asphalt Emulsion Feed and Flush System:

- a. Air pressurized system to deliver sufficient asphalt to completely cover aggregate at full feed capacity
- b. Delivery system capable of maintaining 60 psi
- c. Flush system 30 gallon (113.5 l) minimum capacity with provisions for storing used flush material
- d. Asphalt tank is equipped with a three-way valve for flush, delivery and shut-off

Y\_\_\_ N\_\_\_

Y\_\_\_ N\_\_\_

Y\_\_\_ N\_\_\_

Y\_\_\_ N\_\_\_

Y\_\_\_ N\_\_\_

Y\_\_\_ N\_\_\_

Y\_\_\_ N\_\_\_

Y\_\_\_ N\_\_\_

#### 9. Operator Controls:

- a. One person operation from driver's seat
- b. All patching functions are in the cab, including cleaning, tack coating, patching and dust coating
- c. DP 200 LCD display controlled from Plus+1 CAN Bus system in cab monitors boom location, blower speed, rock and emulsion flow, hydraulic temperature, emulsion level and system faults
- d. Single joystick controls: Boom swing, extend/retract and push button for up/down
- e. Push buttons operate: Blow out mode, emulsion on/off, aggregate gate on/off and extension/retraction
- f. Control center includes: Auxiliary engine on/off, blower on/off, blower inc/dec, rock flow inc/dec and emulsion inc/dec
- g. Engine alarm, tachometer, pre-heat, engine start/on/off, rpm min/max
- h. Boom auto stow and override



Y__ N__	i. Vibrator on/off, beacon light switch, hour meter, circuit breakers
Y__ N__	j. Separate arrow board control panel
Y__ N__	<b>10. Arrow Board:</b>
Y__ N__	a. Multi-function arrow board mounted on rear
	b. Size: 30" x 60" (.762 x 1.524 m)
Y__ N__	<b>11. Telescopic Boom:</b>
Y__ N__	a. Front-corner mount boom storage system
Y__ N__	b. Eliminating windshield obstruction in stow position
Y__ N__	c. One piece, double acting boom with three-stage telescoping aggregate delivery tube
Y__ N__	d. Cable/hose carrier, heated water lines with individual nozzle shut-offs
Y__ N__	e. Double acting swing and hoist hydraulic cylinders
Y__ N__	f. Position censored safety system that does not allow boom swing into traffic beyond center line
Y__ N__	g. Capable swing operations to shoulder and center with caution
Y__ N__	h. Reach, retracted: 7' 5" (2.3 m)
Y__ N__	i. Reach, extended: 11' 5" (3.5 m)
Y__ N__	j. Patching area: 42 ft <sup>2</sup> (12.8 m <sup>2</sup> )
Y__ N__	<b>12. Patch (on the Go):</b>
	a. Electric hydraulic flow control for independent operation allows patching while moving at slow speeds
Y__ N__	<b>13. Optional Equipment:</b>
Y__ N__	a. Back-up camera with in-cab color display
Y__ N__	b. Larger arrow board 48" x 96" (1.2 x 2.4 m)
Y__ N__	c. LED night working lights package
Y__ N__	d. LED lights, stop, turn signals and tail lights
Y__ N__	e. 240V heater conversion in lieu of 120V
Y__ N__	f. Emergency triangle kit, flare, fire extinguisher
Y__ N__	g. Jet flush system
Y__ N__	<b>14. Training, Support and Company</b>
Y__ N__	a. Training and support manuals
Y__ N__	b. Optional on-site operator training by Dealer
Y__ N__	c. One-year, unlimited hours warranty against any manufacturer defects
Y__ N__	d. Extended warranty available
Y__ N__	e. 50+ years manufacturing experience
Y__ N__	f. ISO 9001 Certified
Y__ N__	g. Manufactured in the USA

# RA-400 Patcher



**Rosco**  
LeeBoy Group



## Performance Features:

The ultimate output of the RA-400, which is capable of correcting over 200 road defects in a single day by a single individual, has been deployed by contractors looking to maximize productivity while finding a cost-effective patching solution. The driver operated joystick performs a four-step spray injection process typically in less than one minute per repair. Including one of the largest emulsion tanks available in the market, the RA-400 patching boom extends and retracts providing a wide patching range with minimal required maintenance.

- Front-Corner Mounted Boom for Greater Working Range
- VORTEC System (Vacuum Operated Rock Transfer Emulsion Control)
- 10' 3" x 7' (3.12 x 2.13 m) Rectangular Aggregate Hopper
- 300 Gallon (1135 l) Liquid Asphalt Emulsion Tank
- Can-Bus Plus 1 In-Cab Control System
- One Person Operation, Easy-to-Use Joystick Controls
- Industry Leading Hydraulic "Patch on the Go" System
- Tier 4 Final 65 HP (48.4 kw) Kubota Diesel Auxiliary Engine
- 30" x 30" (762 x 762 mm) Rear Mounted Arrow Board



# RA-400 Patcher Specifications



Dimensions	<ul style="list-style-type: none"> <li>- Length: 26' (7.9 m) boom retracted 38' 5" (11.7 m) boom fully extended</li> <li>- Width: 8' 6" (2.59 m)</li> <li>- Height: 10' (3 m)</li> <li>- Weight: 18,000 lbs (8,164 kg) w/ standard chassis</li> </ul>
Chassis	<ul style="list-style-type: none"> <li>- Cab-over Peterbilt 220 (or equivalent)</li> <li>- Engine: 240 hp (179 kw) diesel engine</li> <li>- Gross vehicle weight: 33,000 lbs (14,969 kg)</li> <li>- Single axle, rear</li> </ul>
Auxiliary Engine	Kubota diesel engine Tier 4 Final - 65 hp (48.4 kw)
Hydraulics	<ul style="list-style-type: none"> <li>- Dual hydraulic pump</li> <li>- 28 gallons per minute (105.9 lpm), blower function</li> <li>- 9 gallons per minute (34 lpm), all other functions</li> <li>- Tank reservoir: 20 gallons (75.7 l)</li> </ul>
Tank Capacity	- 300 gallons (1,135 l)
Tank	<ul style="list-style-type: none"> <li>- Overnight heating, two 4,500 watt, 240v thermostatically controlled heater elements</li> <li>- 5" (127 mm) diameter dial thermometer and emulsion level indicator, both visible from cab</li> </ul>
Insulation	- Styrofoam-incased liquid asphalt emulsion tank
Boom	<ul style="list-style-type: none"> <li>- Front-corner mounted boom, joystick controlled</li> <li>- Folds and stows across front bumper</li> <li>- Reach, extracted: 7' 5" (2.3 m) radius</li> <li>- Reach, extender: 11' 5" (3.5 m)</li> <li>- Patching area: 42 sq ft (12.8 sq m)</li> </ul>
Compressed Air System	<ul style="list-style-type: none"> <li>- High volume, low pressure, positive displacement blower driven by truck hydraulics motor</li> <li>- Capable of: 850 cfm @ 2,850 rpm</li> </ul>

Aggregate System	<ul style="list-style-type: none"> <li>- Low profile, 5 cu yard (3.82 cu m) hopper</li> <li>- Rectangular welded 10' 3" x 7" (3.12 x 2.13 m) aggregate hopper</li> <li>- Cab-controlled, adjustable slide gate in hopper</li> <li>- Accepts aggregates up to 3/4" (19 mm)</li> <li>- Plus+1 settings: rock flow, emulsion flow and air flow</li> </ul>
VORTEC System	<ul style="list-style-type: none"> <li>- Vacuum Operated Rock Transfer Emulsion Coating System (VORTEC)</li> <li>- Utilizes no mechanical or moving parts</li> <li>- Ease of access to clean/service slide gate</li> </ul>
Feed and Flush System	<ul style="list-style-type: none"> <li>- Air pressurized, deliver sufficient asphalt to cover aggregate at full feed capacity</li> <li>- Delivery system capable of maintaining 60 psi</li> <li>- 30 gallon (113.5 l) minimum capacity, provisions for storing used flush material</li> <li>- 3-way valve for flush, delivery and shut-off</li> </ul>
Operator Controls	<ul style="list-style-type: none"> <li>- One person operation from driver seat</li> <li>- All patching functions in-cab, including cleaning, tack coating, patching and dust coating</li> <li>- Single joystick control: boom swing, extend/retract and push button for up/down</li> <li>- Push button operates: blow out mode, emulsion on/off, blower on/off, blow inc/dec, rock flow inc/dec and emulsion inc/dec</li> </ul>
Optional Equipment	<ul style="list-style-type: none"> <li>- Back-up camera with in-cab color display</li> <li>- Larger arrow board 48" x 96" (1.2 x 2.4 m)</li> <li>- LED working lights package</li> <li>- LED lights, stop, turn signals and tail lights</li> <li>- 240V heater conversion in lieu of 120V</li> <li>- Emergency triangle kit, flare, fire extinguisher</li> <li>- Jet flush system</li> </ul>



VT LeeBoy, Inc. ■ 500 Lincoln County Parkway Extension ■ Lincolnton, NC 28092 ■ 704.966.3300  
For additional products or information, visit our website: [www.LeeBoy.com](http://www.LeeBoy.com)

BR-9002.0-EN This document contains information applicable for the U.S. and U.S. Territories. For international product availability, specifications and support, please contact your authorized LeeBoy representative. The technical data contained herein is subject to change due to continuous engineering and development. Accordingly, LeeBoy Group reserves the right to modify at any time.



09/13/2017 13:52

# Product Specifications

## Rosco Tru-Pac 915B Roller

The following specifications are based on the Rosco Tru-Pac 915B Roller manufactured by LeeBoy Group. Because of continuous equipment research and development, we reserve the right to change these specifications. For more information, questions or assistance preparing specifications, please contact your local LeeBoy sales representative.

Comply Y___ N___  Y___ N___  Y___ N___  Y___ N___ Y___ N___	<b>1. Dimensions:</b> <ul style="list-style-type: none"> <li>a. Length: 14' 4" (4.37 m), transport 14' (4.26 m), operational</li> <li>b. Width: 6' (1.83 m), transport 5' 8" (1.72 m), rolling width</li> <li>c. Height: 7' 6" (2.28 m) without ROPS 9' 2" (2.79 m) with ROPS</li> <li>d. Wheel base: 8' 4" (2.54 m)</li> <li>e. Turning radius: 8' 8" (2.641 m) inside 14' 4" (4.36 m) outside</li> </ul>
Y___ N___ Y___ N___	<b>2. Weights:</b> <ul style="list-style-type: none"> <li>a. Shipping weight, equipped: 13,100 lbs. (5,942 kg)</li> <li>b. Max operating weight: 30,500 lbs. (13,835 kg)</li> </ul>
Y___ N___ Y___ N___ Y___ N___	<b>3. Engine:</b> <ul style="list-style-type: none"> <li>a. Cummins Diesel</li> <li>b. Tier 4 Final - 74 hp (55 kw) @ 2,200 rpm</li> <li>c. Fuel reservoir: 35 gallons (133 l)</li> </ul>
Y___ N___	<b>4. Transmission:</b> <ul style="list-style-type: none"> <li>a. Hydrostatic with wheel motors mounted directly to drive wheels</li> </ul>
Y___ N___	<b>5. Speeds:</b> <ul style="list-style-type: none"> <li>a. Working speed: 0 – 7.4 mph (11.9 kph) Travel speed: 0 – 14.8 mph (23.8 kph)</li> </ul>
Y___ N___ Y___ N___  Y___ N___ Y___ N___ Y___ N___ Y___ N___	<b>6. Tires and Wheels:</b> <ul style="list-style-type: none"> <li>a. Smooth compaction with spring loaded nylon scrapers</li> <li>b. Tru-tacking with tires overlapping .5" (13 mm) minimum provides complete coverage and compaction</li> <li>c. Size: 7.5 x 15, 14 ply</li> <li>d. Nine wheels, five front and four rear</li> <li>e. Rear wheels drive the unit</li> <li>f. All wheels oscillate individually or in pairs plus or minus 4°</li> </ul>
Y___ N___ Y___ N___	<b>7. Articulated Frame:</b> <ul style="list-style-type: none"> <li>a. Articulation: Plus or minus 39°</li> <li>b. Oscillation: Plus or minus 10°</li> </ul>

Y\_\_ N\_\_

**8. Hydraulic Reservoir:**

- a. 14 gallons (53 l)

Y\_\_ N\_\_

**9. Water Tank:**

- a. Pressurized pump system  
b. Tank size: 150 gallons (568 l)

Y\_\_ N\_\_

Y\_\_ N\_\_

**10. Operator's Station:**

- a. Seat: suspension seat with slide, swivel and seat belt  
b. Controls: joystick control for forward and reverse

Y\_\_ N\_\_

Y\_\_ N\_\_

**11. Brakes:**

- a. Dynamic braking through the hydrostatic transmission  
b. Spring loaded hydraulically released parking brake

Y\_\_ N\_\_

Y\_\_ N\_\_

**12. Electrical System:**

- a. 12 volt battery, negative ground  
b. 14 volt, 120 amp alternator

Y\_\_ N\_\_

Y\_\_ N\_\_

**13. Steering:**

- a. Full hydraulic powered  
b. Articulated frame through orbital control  
c. 7 turns, lock-to-lock

Y\_\_ N\_\_

Y\_\_ N\_\_

Y\_\_ N\_\_

**14. Instrumentation:**

- a. Engine oil pressure, coolant temperature  
b. Voltmeter  
c. Hour meter  
d. Fuel gauge  
e. Hydraulic oil temperature  
f. Tachometer

Y\_\_ N\_\_

Y\_\_ N\_\_

Y\_\_ N\_\_

Y\_\_ N\_\_

Y\_\_ N\_\_

Y\_\_ N\_\_

**15. Additional Standard Equipment:**

- a. Coco mats  
b. ROPS with sunroof  
c. Backup alarm  
d. Vandalism package  
e. Slow moving emblem  
f. Horn  
g. Amber safety strobe

Y\_\_ N\_\_

Y\_\_ N\_\_

Y\_\_ N\_\_

Y\_\_ N\_\_

Y\_\_ N\_\_

Y\_\_ N\_\_

Y\_\_ N\_\_

**16. Optional Equipment:**

- a. FOPS canopy  
b. Light combination and working lights (turn signal, tail lights and 2 front/2 rear working lights)

Y\_\_ N\_\_

Y___ N___	c. 11-wheel roller option with two additional compaction tires
Y___ N___	d. Heat shields (not available on 11-wheel option)
Y___ N___	e. Cold weather engine package
<b>17. Training, Support and Company</b>	
Y___ N___	a. Training and support manuals
Y___ N___	b. Optional on-site operator training by Dealer
Y___ N___	c. One-year, unlimited hours warranty against any manufacturer defects
Y___ N___	d. Extended warranty available
Y___ N___	e. 50+ years manufacturing experience
Y___ N___	f. ISO 9001 Certified
Y___ N___	g. Manufactured in the USA

## Technical Requirements

1. No
2. No
3. No
4. 60-120 Days ARO (Unit Specific)
5. 53
6. No \*See Extended Warranty Service Plans that are included in Product Catalog.
7. No
8. LeeBoy is an "all in one" manufacture with the exception of the units that require a chassis. All units, including the units mounted on the chassis, are built at the factory which is located in Lincoln, NC. Chassis are purchased on a case by case basis depending on the unit that will be purchased. LeeBoy will purchase the chassis to the specific spec from the State of Oklahoma and chassis lead time is approximately 90 Days from the chassis manufacturer.
9. \*Included in Product Catalog
10. LeeBoy and all associated brands are currently renewing their listing on the GSA Schedule and our company is proudly a NJPA Awarded Contract Holder. LeeBoy participates yearly in an average of 7 domestic trade shows while also being represented at local trade shows by our Dealer network - totaling as many as 100+ events a year – many with a federal and local governmental focus. Promotional and additional marketing items include but not limited to: Print materials, National and International Advertisements, White Papers, Technical Articles, Website ([www.LeeBoy.com](http://www.LeeBoy.com)), Social Media (Facebook, Twitter, Linked In, Google Plus, YouTube) and Webinars.

# Tru-Pac 915B Pneumatic Roller



**Rosco**  
LeeRay Group



## Performance Features:

The Tru-Pac 915B pneumatic roller provides a versatile, center-point articulating roller for asphalt paving, chip sealing and soil applications. Easy to operate and fully hydrostatic, this roller's low profile water tank enhances operator visibility and safety. The Tru-Pac 915B features all-wheel oscillation to increase the kneading action during compaction and can be easily ballasted with water, sand or steel in the front and rear compartments. This machine provides consistent tru-tracking compaction in forward, reverse and especially when turning.

- 74 hp (55 kw) Cummins Tier 4 Final Diesel Engine
- Ballastable from 6.7 to 15 Tons
- 9-Wheel Design with 1/2" (12.7 mm) Tire Overlap
- All Wheels Oscillate Individually or in Pairs 11.5°
- Responsive Hydrostatic Drive
- 1150 Gallons (568 l) Tank
- 13,100 lbs (5,942 kg) static weight
- Articulating Frame for Tru-Tracking Compaction
- Operator's Suspension Seat with Slide, Swivel and Belt
- Pressurized Water System
- Dynamic Braking and Parking Brake





# Tru-Pac 915B Pneumatic Roller Specifications



Dimensions	<ul style="list-style-type: none"> <li>- Shipping weight: 13,100 lbs (5,942 kg)</li> <li>- Max operating weight: 30,500 lbs (13,835 kg)</li> <li>- Length: 14' 4" (4.37 m), transport 14' (4.26 m), operational</li> <li>- Width: 6' (1.83 m), transport 5' 8" (1.72 m), rolling width</li> <li>- Height: 9' 2" (2.79 m) with ROPS 7' 6" (2.28 m) without ROPS</li> <li>- Wheel base: 8' 4" (2.54 m)</li> <li>- Turning radius: 8' 8" (2.64 m), inside 14' 4" (4.36 m), outside</li> </ul>
Engine	Cummins diesel, Tier 4 Final – 74 hp (55 kw)
Capacities	<ul style="list-style-type: none"> <li>- Fuel: 35 gallons (133 l)</li> <li>- Hydraulic reservoir: 14 gallons (53 l)</li> <li>- Water tank size: 150 gallons (568 l)</li> </ul>
Transmission	<ul style="list-style-type: none"> <li>- Hydrostatic with wheel motors mounted directly to drive wheels</li> <li>- 0 to 14.8 mph (0 to 23.8 kph)</li> </ul>
Tires	<ul style="list-style-type: none"> <li>- Nine tires total, five front and four rear</li> <li>- 7.5 x 15, 14-ply</li> <li>- .5" (13 mm) minimum tire overlap</li> <li>- All wheels oscillate individually or in pairs +/- 4°</li> </ul>
Articulated Frame	<ul style="list-style-type: none"> <li>- Articulation +/- 39°</li> <li>- Oscillation +/- 10°</li> </ul>
Operator's Platform	Suspension seat with slide, swivel and seat belt
Operator's Controls	Forward/reverse joystick controls
Steering	Hydraulic power steering

Brakes	<ul style="list-style-type: none"> <li>- Dynamic braking through the transmission</li> <li>- Hydraulically released parking brake</li> </ul>
Instrumentation	<ul style="list-style-type: none"> <li>- Hour meter</li> <li>- Engine oil pressure, coolant temperature</li> <li>- Hydraulic oil temperature</li> <li>- Voltmeter</li> <li>- Tachometer</li> <li>- Fuel gauge</li> </ul>
Additional Standard Equipment	<ul style="list-style-type: none"> <li>- Back-up alarm</li> <li>- ROPS with sunroof</li> <li>- Safety amber strobe</li> <li>- Coco mats</li> <li>- Horn</li> <li>- Vandalism protection package</li> <li>- Slow moving vehicle sign</li> </ul>
Optional Equipment	<ul style="list-style-type: none"> <li>- FOPS Canopy</li> <li>- Light combination and working lights (turn, tail, 2 front and 2 rear lights)</li> <li>- 11-wheel option, 2 additional compaction tires</li> <li>- Heat shields (not available on 11-wheel option)</li> <li>- Cold weather package</li> </ul>



VT LeeBoy, Inc. ■ 500 Lincoln County Parkway Extension ■ Lincolnton, NC 28092 ■ 704.966.3300

For additional products or information, visit our website: [www.LeeBoy.com](http://www.LeeBoy.com)

BR-12013-EN This document contains information applicable for the U.S. and U.S. Territories. For International product availability, specifications and support, please contact your authorized LeeBoy representative. The technical data contained herein is subject to change due to continuous engineering and development. Accordingly, LeeBoy Group reserves the right to modify at any time.



09/13/2017 14:01

# Product Specifications

## Rosco DS Water Truck


The following specifications are based on the Rosco DS Water Truck manufactured by LeeBoy Group. Because of continuous equipment research and development, we reserve the right to change these specifications. For more information, questions or assistance preparing specifications, please contact your local LeeBoy sales representative.

Comply Y___ N___ Y___ N___ Y___ N___ Y___ N___ Y___ N___  Y___ N___ Y___ N___ Y___ N___  Y___ N___ Y___ N___ Y___ N___ Y___ N___ Y___ N___ Y___ N___  Y___ N___ Y___ N___  Y___ N___ Y___ N___  Y___ N___ Y___ N___  Y___ N___ Y___ N___  Y___ N___ Y___ N___	<ol style="list-style-type: none"> <li>1. <b>Dimensions:</b> <ol style="list-style-type: none"> <li>a. Length: Depends on type of truck used</li> <li>b. Width: Equipment options and specifications also vary based on truck used</li> <li>c. Height: Depends on type of truck used</li> <li>d. Wheel base: Equipment options and specs also vary based on truck used</li> <li>e. Turing radius: Depends on type of truck used</li> </ol> </li>   <li>2. <b>Tank Capacities:</b> <ol style="list-style-type: none"> <li>a. DS 2000: 2,000 gallon (7,571 l)</li> <li>b. DS 3000: 3,000 gallon (11,356 l)</li> <li>c. DS 4000: 4,000 gallon (15,142 l)</li> </ol> </li>   <li>3. <b>Tank:</b> <ol style="list-style-type: none"> <li>a. Elliptical steel with flat, flanged and reinforced heads</li> <li>b. Full section 7 gauge (4.76 mm) surge plates</li> <li>c. Air gap fill on tank top</li> <li>d. Interior sandblasted and coated with epoxy coating</li> <li>e. Top opening: 22" (.559 m)</li> <li>f. Air gap: 6" (153 mm) with hose</li> </ol> </li>   <li>4. <b>Pump:</b> <ol style="list-style-type: none"> <li>a. Single stage, Berkley centrifugal water pump</li> <li>b. Rated at 550 gpm (2,081 lpm) @ 55 psi turning 2,200 rpm</li> </ol> </li>   <li>5. <b>Pump Drive:</b> <ol style="list-style-type: none"> <li>a. Direct PTO drive from truck transmission</li> <li>b. Shifting control in truck cab</li> </ol> </li>   <li>6. <b>Sprinkler Heads:</b> <ol style="list-style-type: none"> <li>a. Two sprinkler heads mounted horizontally at front of truck</li> <li>b. Two sprinkler heads mounted horizontally at the rear of truck with one midship nozzle</li> <li>c. Complete with electric solenoid over water pressure controlled valves and cab control</li> </ol> </li>   <li>7. <b>Additional Standard Equipment:</b> <ol style="list-style-type: none"> <li>a. ICC clearance lights and reflectors, meet Federal motor vehicle safety standard 108</li> <li>b. Full width fender, mud flaps</li> </ol> </li> </ol>
--	---

Y__ N__	c. Ladder over fender for access to tank opening
Y__ N__	d. Hose hooks
Y__ N__	e. Rear bumper
Y__ N__	f. Backup alarm
Y__ N__	g. .75" (19 mm) pressurized hose outlet
<b>8. Optional Equipment:</b>	
Y__ N__	a. Installation for a customer supplied truck chassis
Y__ N__	b. 8' (2.43 m) spraybar
Y__ N__	c. Suction filling attachment (including primer pump and foot valve strainer)
Y__ N__	d. 2.5" (63.5 mm) firefighting valve
Y__ N__	e. Push bumper
Y__ N__	f. Hose reel, rear mounted with manual rewind
Y__ N__	g. Hose reel, rear mounted with electric rewind
Y__ N__	h. 2" (51 mm) brass flusher nozzle (in lieu of sprinkler caps)
Y__ N__	i. Water canon with cab control
<b>9. Training, Support and Company</b>	
Y__ N__	a. Training and support manuals
Y__ N__	b. Optional on-site operator training by Dealer
Y__ N__	c. One-year, unlimited hours warranty against any manufacturer defects
Y__ N__	d. Extended warranty available
Y__ N__	e. 50+ years manufacturing experience
Y__ N__	f. ISO 9001 Certified
Y__ N__	g. Manufactured in the USA

# DS Water Truck




**Rosco**  
LeeBoy Group



## Performance Features:

Used in a multitude of applications including dust abatement, street cleaning and water transporting, the DS water truck has been engineered for long-lasting, strong performance. Contractors find the DS water truck to be an essential everyday staple in their operations due to its ability to fill complementary equipment such as rollers as well as to keep dust at manageable levels. This popular piece of equipment can also be found in rental fleets as a revenue generating solution that is easy-to-operate by any end user.

- Tank Capacities of 2,000, 3,000 or 4,000 Gallons
- 550 Gallons Per Minute (3.0 GPM)
- Direct PTO Drive from Truck Transmission
- Heavy-Duty Tank Construction
- Epoxy-lined Tank for Long Life
- Two Sprinkler Heads Mounted Horizontally at Truck Front
- Two Sprinkler Heads Mounted Horizontally at Truck Rear
- One Midship Nozzle
- Versatile Truck for Various Applications



# DS Water Truck Specifications



Tank Capacity	<ul style="list-style-type: none"> <li>- 2,000 gallons (7,571 l)</li> <li>- 3,000 gallons (11,356 l)</li> <li>- 4,000 gallons (15,142 l)</li> </ul>	Additional Standard Equipment	<ul style="list-style-type: none"> <li>- ICC clearance lights and reflectors, meet federal motor vehicle safety standard 108</li> <li>- Full width fender, mud flaps</li> <li>- Ladder over fender for access to tank opening</li> <li>- Hose hooks</li> <li>- Rear bumper</li> <li>- Backup alarm</li> <li>- .75" (19 mm) pressurized hose outlet</li> </ul>
Tank	<ul style="list-style-type: none"> <li>- Elliptical steel with flat, flanged reinforced heads</li> <li>- Full section 7 gauge (4.76 mm) surge plates</li> <li>- Air gap fill on tank top</li> <li>- Interior sandblasted and coated with epoxy</li> <li>- Top opening: 22" (.559 m)</li> <li>- Air gap: 6" (153 mm) with hose</li> </ul>	Optional Equipment	<ul style="list-style-type: none"> <li>- Installation for a customer supplied truck chassis</li> <li>- 8' (2.43 m) spraybar</li> <li>- Suction filling attachment, including primer pump and foot valve strainer</li> <li>- 2.5" (63.5 mm) fire fighting valve</li> <li>- Push bumper</li> <li>- Hose reel, rear-mounted manual rewind</li> <li>- Hose reel, rear mounted electric rewind</li> <li>- 2" (51 mm) brass flusher nozzles (in lieu of sprinkler caps)</li> <li>- Water canon with cab control</li> </ul>
Pump	<ul style="list-style-type: none"> <li>- Single stage, Berkley centrifugal water pump</li> <li>- Rated at 550 gpm (2,081 lpm) @55 psi turning 2,200 rpm</li> </ul>		
Pump Drive	<ul style="list-style-type: none"> <li>- Direct PTO drive from truck transmission</li> <li>- Shifting control in truck cab</li> </ul>		
Sprinkler Heads	<ul style="list-style-type: none"> <li>- Two sprinkler heads mounted horizontally at front of truck</li> <li>- Two sprinkler heads mounted horizontally at the rear of truck</li> <li>- One midship nozzle</li> <li>- Electric solenoid controlled water valve</li> </ul>		



VT LeeBoy, Inc. ■ 500 Lincoln County Parkway Extension ■ Lincolnton, NC 28092 ■ 704.966.3300  
For additional products or information, visit our website: [www.LeeBoy.com](http://www.LeeBoy.com)

BR-1301.0-EN This document contains information applicable for the U.S. and U.S. Territories. For International product availability, specifications and support, please contact your authorized LeeBoy representative. The technical data contained herein is subject to change due to continuous engineering and development. Accordingly, LeeBoy Group reserves the right to modify at any time.



09/13/2017 14:11

## Product Specifications

### **LBP CB95 Broom**

The following specifications are based on the LBP CB95 Broom manufactured by LeeBoy Group. Because of continuous equipment research and development, we reserve the right to change these specifications. For more information, questions or assistance preparing specifications, please contact your local LeeBoy sales representative.

Comply	<b>1. Dimensions</b>
Y___ N___	a. Length: 15' 6" (4.73 m)
Y___ N___	b. Width: 7' 9" (2.43 m) no tilted
Y___ N___	c. Height: 8' 5" (2.56 m) w/ROPS, shipping 9' 5" (2.87 m) w/ROPS and beacon, operating
Y___ N___	d. Wheelbase: 11' 8" (3.556 m)
Y___ N___	e. Turning radius: 10' (.305 m) inside 18' 9" (5.715 m) outside
Y___ N___	f. Total weight: 5,510 lbs (2,499 kg) w/o water 6,710 lbs (3,043 kg) w/ water
Y___ N___	<b>2. Engine:</b>
Y___ N___	a. Tier 4 Final 74 hp (55 kw) max @ 2,500 rpm Hatz diesel 4H50TIC
Y___ N___	b. Air cleaner: Rotary pre-cleaner
Y___ N___	c. Electrical system: 12 volt system, alternator and battery
Y___ N___	d. Fuel reservoir: 30 gallons (114 l)
Y___ N___	<b>3. Transmission:</b>
Y___ N___	a. Hydrostatic
Y___ N___	b. Speed: 0 to 12 mph (19 kph), low range
Y___ N___	c. Speed: 0 to 22 mph (35 kph), high range
Y___ N___	<b>4. Front Axle:</b>
Y___ N___	a. Heavy-duty, truck type, oscillating
Y___ N___	b. Tires: ST 225 x 75-15R, load range E
Y___ N___	c. Rim: 4 steel disc type, 15" x 6"
Y___ N___	<b>5. Rear Axle:</b>
Y___ N___	a. Comer 068 Series, heavy-duty, limited slip differential
Y___ N___	<b>6. Steering:</b>
Y___ N___	a. Orbital, hydrostatic type
Y___ N___	<b>7. Brakes:</b>
Y___ N___	a. Two wheel wet disk type brakes with hand operated parking brake
Y___ N___	b. Foot operated de-stroke breaking of the hydrostatic drive
Y___ N___	<b>8. Hydraulic System:</b>

SS-1601.0-EN

Y\_\_ N\_\_

- a. Two separate circuits, one for travel and one for brush control and power steering.
- b. Hydraulic reservoir: 25 gallons (95 l)

Y\_\_ N\_\_

**9. Main Frame:**

- a. Rectangular A 500 GRB tubing with 8" x 6" x .25" (203 x 152 x 6 mm) wall thickness

Y\_\_ N\_\_

**10. Instrumentation:**

- a. Murphy PV380R2 digital display (oil pressure, water temperature, voltmeter, tachometer, hour meter, fuel gauge)

Y\_\_ N\_\_

**11. Brush:**

- a. Joystick control
- b. Variable down pressure
- c. Drive mechanism consists of direct hydraulic motor enclosed in broom core
- d. Quick change brush system
- e. Filter: tube type, poly, 32" (.813 m) diameter, 7' 6" (2.286 m) long
- f. Sweep angle: 45°, left or right
- g. Speed: 200 rpm max, variable by engine speed

Y\_\_ N\_\_

Y\_\_ N\_\_

Y\_\_ N\_\_

Y\_\_ N\_\_

Y\_\_ N\_\_

Y\_\_ N\_\_

Y\_\_ N\_\_

Y\_\_ N\_\_

**12. Additional Standard Equipment:**

- a. Canopy w/rollover protective structure (ROPS)
- b. Seat with safety belt, horn, dual west coast style mirrors and dome light
- c. Two LED head lights, stop, tail and turn signals
- d. Two rear LED work lights
- e. Amber LED strobe light

Y\_\_ N\_\_

Y\_\_ N\_\_

Y\_\_ N\_\_

Y\_\_ N\_\_

Y\_\_ N\_\_

Y\_\_ N\_\_

**13. Optional Equipment:**

- a. Fully enclosed cab w/over cab rollover protective structure (ROPS)
- b. Air conditioner and heater
- c. Brush watering system with 150 gallon (568 l) tank
- d. Suspension seat assembly
- e. Front windshield washer (wiper is standard)
- f. Rear wiper and washer assembly
- g. Strike off blade
- h. Curb brush
- i. Tube brush, poly/steel tube (in lieu of poly tube)
- j. Tube brush, poly wafer (in lieu of poly tube)
- k. Tube brush, poly/steel wafer (in lieu of poly tube)

Y\_\_ N\_\_

Y\_\_ N\_\_

Y\_\_ N\_\_

Y\_\_ N\_\_

Y\_\_ N\_\_

Y\_\_ N\_\_

Y\_\_ N\_\_

Y\_\_ N\_\_

Y\_\_ N\_\_

Y\_\_ N\_\_

Y\_\_ N\_\_

Y\_\_ N\_\_

Y\_\_ N\_\_

**14. Training, Support and Company**

- a. Training and support manuals
- b. Optional on-site operator training by Dealer
- c. One-year, unlimited hours warranty against any manufacturer defects
- d. Extended warranty available
- e. 50+ years manufacturing experience
- f. ISO 9001 Certified
- g. Manufactured in the USA

Y\_\_ N\_\_

Y\_\_ N\_\_

Y\_\_ N\_\_

Y\_\_ N\_\_

Y\_\_ N\_\_

Y\_\_ N\_\_

Y\_\_ N\_\_



# CB95 Self Propelled Broom



## Performance Features:

The CB95 provides best-in-class, aggressive sweeping in a rugged design. This self-propelled broom features well-thought-out control placement and heightened visibility that makes this machine extremely easy to operate for drivers of all experience levels. Perfect for general application sweeping to highway use, the CB95 incorporates the notable quick-change brush system which allows one person the ability to switch the brush core within minutes.

- 74 hp (55 kW) Hatz Tier 4 Final Diesel Engine
- 6,710 lbs (3,043 kg) weight with water
- 7'-6" (2.28 m) Diameter Heavy-Duty Frame with PolyTube Brush
- Optional 150 gallon (568 l) Tank
- Joystick Control for Travel and Broom Functions
- Hydrostatic Drive
- 10' (3.05 m) Inside & 18'-0" (5.71 m) Outside Turning Radius
- Variable Brush Down-Pressure Control
- Canopy or Climate-Controlled Cab Configurations





# CB95 Broom Specifications



Dimensions	<ul style="list-style-type: none"> <li>- Length: 15' 6" (4.73 m)</li> <li>- Width: 7' 9" (2.43 m) not tilted</li> <li>- Height: 8' 5" (2.56 m) w/ ROPS, shipping 9' 5" (2.87 m) w/ ROPS and beacon, operating</li> <li>- Wheelbase: 11' 8" (3.556 m)</li> <li>- Turning Radius: 10' (.305 m) inside 18' 9" (5.715 m) outside</li> <li>- Total Weight: 5,510 lbs. (2,499 kg) w/o water 6,710 lbs. (3,043 kg) w/ water</li> </ul>
Engine	Hatz diesel, Tier 4 Final – 74 hp (55 kw)
Capacities	<ul style="list-style-type: none"> <li>- Fuel: 30 gallons (114 l)</li> <li>- Hydraulic reservoir: 25 gallons (95 l)</li> </ul>
Transmission	<ul style="list-style-type: none"> <li>- Hydrostatic drive</li> <li>- Speed infinitely variable, 0 to 12 mph (19 kph), low 0 to 22 mph (35 kph), high range</li> </ul>
Front Axle	<ul style="list-style-type: none"> <li>- Heavy-duty, truck type, oscillating</li> <li>- Tires: ST 225 x 75-15R, load range E</li> <li>- Rim: 4 steel disc type, 15" x 6"</li> </ul>
Rear Axle	- Heavy-duty, limited slip differential
Brakes	<ul style="list-style-type: none"> <li>- Two wheel wet disk type brakes</li> <li>- Hand operated parking brake</li> <li>- Foot operated de-stroke breaking of the hydrostatic drive</li> </ul>
Hydraulic System	- Two separate circuits, one for travel, one for brush control and power steering
Instrumentation	- Digital display that includes oil pressure, water temperature, voltmeter, tachometer, hour meter and fuel gauge

Brush	<ul style="list-style-type: none"> <li>- Joystick control</li> <li>- Variable down pressure control</li> <li>- Quick change design allows operator to change out brush quickly without tools</li> <li>- Drive mechanism consists of direct hydraulic motor enclosed in broom core</li> </ul>
Brush Frame	<ul style="list-style-type: none"> <li>- 7' 6" (2.28 m) x 32" (.81 m) diameter poly tube</li> <li>- Sweep angle: 45° left or right</li> <li>- Speed 200 rpm, variable by engine speed</li> </ul>
Additional Standard	<ul style="list-style-type: none"> <li>- Canopy with ROPS</li> <li>- Seat with safety belt, horn, dual west coast style mirrors and dome light</li> <li>- Two LED head lights, stop, turn, tail, rear working lights and amber strobe light</li> </ul>
Optional Equipment	<ul style="list-style-type: none"> <li>- Fully enclosed cab with ROPS</li> <li>- Air conditioner and heater</li> <li>- Brush watering system, 150 gallon (568 l) tank</li> <li>- Tube brush, poly/steel tube (in lieu of poly tube)</li> <li>- Tube brush, poly wafer (in lieu of poly tube)</li> <li>- Tube brush, poly/steel wafer (in lieu of poly tube)</li> <li>- Front windshield washer (wiper is standard)</li> <li>- Rear wiper and washer assembly</li> <li>- Suspension seat assembly</li> <li>- Strike off blade</li> <li>- Curb brush</li> </ul>



VT LeeBoy, Inc. ■ 500 Lincoln County Parkway Extension ■ Lincolnton, NC 28092 ■ 704.966.3300  
For additional products or information, visit our website: [www.LeeBoy.com](http://www.LeeBoy.com)

BR-16011-EN This document contains information applicable for the U.S. and U.S. Territories. For International product availability, specifications and support, please contact your authorized LeeBoy representative. The technical data contained herein is subject to change due to continuous engineering and development. Accordingly, LeeBoy Group reserves the right to modify at any time.



09/13/2017 13:34

**(Front Mount)**

**your local LeeBoy sales representative.**

Y N

Y___ N___	a. Two separate circuits, one for travel and one for brush control and power steering.
Y___ N___	b. Hydraulic reservoir: 24 gallons (91 l)
Y___ N___	<b>9. Main Frame:</b>
Y___ N___	a. .75" x 12" (19 x 305 mm) plate steel and 2" x 6" (51 x 152 mm) rectangular A 500 tubing with .25" (6 mm) wall thickness
Y___ N___	<b>10. Instrumentation:</b>
Y___ N___	a. PV 101 digital display which includes: oil pressure, water temperature, voltmeter, tachometer, hour meter
Y___ N___	b. Fuel gauge
Y___ N___	<b>11. Brush:</b>
Y___ N___	a. Joystick control of swing and up/float motions
Y___ N___	b. Variable down pressure, brush rotation, speed control
Y___ N___	c. Quick change design allows operator to change out brush quickly without tools
Y___ N___	d. Drive is hydraulic by separate pump and heavy duty motor, independent of propulsion circuit
Y___ N___	<b>12. Brush Frame Choices:</b>
Y___ N___	a. 7' 6" (2.28 m) heavy-duty frame with poly-steel tube brush 32" (.81 m) diameter, 7' 6" (2.28 m) long Sweep angle: 35° left or right Speed: variable, 0 to 180 RPM Brush frame is welded, heavy gauge steel
Y___ N___	b. 8' (2.43 m) heavy-duty frame with poly-steel tube brush 32" (.81 m) diameter, 8' (2.43 m) long Sweep angle: 35° left or right Speed: variable, 0 to 180 RPM Brush frame is all welded, heavy gauge steel
Y___ N___	<b>13. Additional Standard Equipment:</b>
Y___ N___	a. Fully enclosed, ROPS cab with air conditioner, heater and defroster
Y___ N___	b. Seat with safety belt, horn, dual west coast style mirrors and dome light
Y___ N___	c. Tinted safety glass
Y___ N___	d. Rear mounted brush watering system with 150 gallon (568 l) polyethylene tank with brush spraybar, electric pump and filter
Y___ N___	e. Two LED head lights, stop, tail and turn signals
Y___ N___	f. Rotary precleaner
Y___ N___	g. Two rear LED work lights
Y___ N___	h. Amber LED strobe light
Y___ N___	i. Back-up alarm
Y___ N___	j. .375" (10 mm) plate steel fenders
Y___ N___	k. Hydraulic temperature/level gauge on tank
Y___ N___	l. Tool box
	<b>14. Optional Equipment:</b>

Y__ N__	a. Front windshield washer (wiper is standard)
Y__ N__	b. Rear wiper and washer assembly
Y__ N__	c. Suspension seat
Y__ N__	d. Radio with CD, USB and weather band
Y__ N__	e. Spare tire with mount
<b>15. Training, Support and Company</b>	
Y__ N__	a. Training and support manuals
Y__ N__	b. Optional on-site operator training by Dealer
Y__ N__	c. One-year, unlimited hours warranty against any manufacturer defects
Y__ N__	d. Extended warranty available
Y__ N__	e. 50+ years manufacturing experience
Y__ N__	f. ISO 9001 Certified
Y__ N__	g. Manufactured in the USA




# FB90B Self Propelled Broom



## Performance Features:

Featuring a front-mounted brush, the FB90B exhibits all of the high-end features you could expect from a self propelled broom. Serving as a pleasurable amenity, the quick-change core system allows the brush to be changed swiftly with no tools required. Ergonomic joystick controls provide simple-to-use travel and broom functions while this unit also grants a 3 foot turning radius for the ultimate maneuverability. In addition to an extra-heavy duty frame, the FB90B features a high-raise lift to ensure easy trailer loading and unloading.

- 74 hp (55 kW) Cummins Tier 4 Final Diesel Engine
- 7,500 lbs (3,401 kg) weight
- Choice of 7' 6" (2.28 m) or 8' (2.43 m) Heavy-Duty Frame with Poly-Steel Tube Brush
- 150 gallons (568 l) Rear-Mounted Brush Watering System
- Joystick Control for Travel and Broom Functions
- Hydraulic Drive
- Rear Steering for 3' (0.91 m) Turning Radius
- Variable Brush Down-Pressure and Brush Speed Control
- Single Door ROPS Climate Controlled Cab



# FB90B Broom Specifications



Dimensions	<ul style="list-style-type: none"> <li>- Length: 18' 6" (5.63 m) with water 15' 3" (4.64 m) without water</li> <li>- Width: 8' 6" (2.59 m) not tilted</li> <li>- Height: 9' 5" (2.87 m) with beacon</li> <li>- Wheelbase: 5' 5" (1.65 m)</li> <li>- Turning Radius: 3' (.91 m)</li> <li>- Total Weight: 7,500 lbs. (3,401 kg) w/ water</li> </ul>	Brush	<ul style="list-style-type: none"> <li>- Joystick control of swing and up/float motions</li> <li>- Variable down pressure, brush rotation, speed control</li> <li>- Quick change design allows operator to change out brush quickly without tools</li> <li>- Driven hydraulic by separate pump and heavy duty motor, independent of propulsion circuit</li> </ul>
Engine	Cummins turbocharged diesel, Tier 4 Final – 74 hp (55 kw)	Brush Frame Choices	<ul style="list-style-type: none"> <li>- 7' 6" (2.28 m) heavy-duty frame with poly-steel tube brush, 32" (.81 m) diameter, 7' 6" (2.28 m) long, sweep angle: 35° left or right, variable speed 0 to 180 rpm, brush frame is welded, heavy gauge steel</li> <li>- 8' (2.43 m) heavy-duty frame with poly-steel tube brush, 32" (.81 m) diameter, 8' (2.43 m) long, sweep angle: 35° left or right, variable speed 0 to 180 rpm, brush frame is welded, heavy gauge steel</li> </ul>
Capacities	<ul style="list-style-type: none"> <li>- Fuel: 35 gallons (132 l)</li> <li>- Hydraulic reservoir: 24 gallons (91 l)</li> </ul>		
Transmission	<ul style="list-style-type: none"> <li>- Hydrostatic drive</li> <li>- Speed infinitely variable, 0 to 15 mph (24 kph)</li> </ul>		
Front Axle	<ul style="list-style-type: none"> <li>- Heavy-duty, limited slip differential</li> <li>- Tires: 8.75 x 15 in, load range E, highway tread</li> <li>- Rim: 4 steel disc type, 15 x 6.57 in</li> </ul>		
Rear Axle	<ul style="list-style-type: none"> <li>- Heavy-duty truck type, oscillating</li> </ul>	Additional Standard	<ul style="list-style-type: none"> <li>- Fully enclosed ROPS cab with air conditioner, heater and defroster</li> <li>- Seat with safety belt, horn, dual west coast style mirrors and dome light</li> <li>- Tinted safety glass</li> <li>- Rear-mounted brush watering system, 150 gallon tank (568 l) with brush spraybar, electric pump and filter</li> <li>- Two LED head lights, stop, turn, tail, rear working lights and amber strobe light</li> <li>- Back-up alarm</li> <li>- Toolbox</li> </ul>
Brakes	<ul style="list-style-type: none"> <li>- Dynamic braking with two wheel drive axle disc type brakes in oil bath</li> <li>- Hand operated parking brake</li> <li>- Foot operated de-stroke braking of the hydrostatic drive</li> </ul>		
Hydraulic System	<ul style="list-style-type: none"> <li>- Two separate circuits, one for travel, one for brush control and power steering</li> </ul>		
Main Frame	<ul style="list-style-type: none"> <li>- .75" x 12" (19 x 305 mm) plate steel and 2" x 6" (51 x 152 mm) rectangular A 500 tubing with .25" (6 mm) wall thickness</li> </ul>	Optional Equipment	<ul style="list-style-type: none"> <li>- Front windshield washer (wiper is standard)</li> <li>- Rear wiper and washer assembly</li> <li>- Suspension seat assembly</li> <li>- Radio with CD, USB and weather band</li> <li>- Spare tire with mount</li> </ul>
Instrumentation	<ul style="list-style-type: none"> <li>- PV 101 digital display includes: oil pressure, water temperature, voltmeter, tachometer, hour meter</li> <li>- Fuel gauge</li> </ul>		

# LeeBoy

VT LeeBoy, Inc. ■ 500 Lincoln County Parkway Extension ■ Lincolnton, NC 28092 ■ 704.966.3300  
For additional products or information, visit our website: [www.LeeBoy.com](http://www.LeeBoy.com)

BR-1602.0-EN This document contains information applicable for the U.S. and U.S. Territories. For International product availability, specifications and support, please contact your authorized LeeBoy representative. The technical data contained herein is subject to change due to continuous engineering and development. Accordingly, LeeBoy Group reserves the right to modify at any time.



09/13/2017 13:34

Product Specifications  
**LBP PF-161C Asphalt Paver**  
**Rubber Wheeled Type, Self-Propelled Paver**

The following specifications are based on the PF-161C Asphalt Paver manufactured by LeeBoy Group. Because of continuous equipment research and development, we reserve the right to change these specifications. For more information, questions or assistance preparing specifications, please contact your local LeeBoy sales representative.

Comply Y___ N___	<b>1. Dimensions:</b> a. Length: 18' 6" (5.512 m) with O1E screed 18' 1" (5.639 m) with WLH screed
Y___ N___	b. Width: 8' 3" (2.515 m) transport 10' 5" (3.18 m) hopper wings down
Y___ N___	c. Height: 11' 1" (3.378 m) operational 10' (3.05 m) transport
Y___ N___	d. Total Weight: 27,500 lbs. (12,474 kg) with O1E screed 27,200 lbs. (12,338 kg) with WLH screed
Y___ N___	<b>2. Engine:</b> a. Cummins turbocharged diesel
Y___ N___	b. Tier 3 – 110hp (82 kw) @ 2,200 RPM
Y___ N___	<b>3. Capacities:</b> a. Fuel: 48 gallons (182 l)
Y___ N___	b. Hydraulic: 48 gallons (182 l)
Y___ N___	<b>4. Hopper:</b> a. Conveyor fed
Y___ N___	b. Side wings hydraulically fold in or out
Y___ N___	c. Hopper size: 9.8 ton (8,890 kg)
Y___ N___	d. Hopper height: 36" (.9144 m)
Y___ N___	<b>5. Paving Widths:</b> a. Variable up to 14' (4.27 m)
Y___ N___	<b>6. Paving Depths:</b> a. Depth: 0" to 6" (.152 m)
Y___ N___	<b>7. Screed:</b> a. 8' (2.43 m) main screed
Y___ N___	b. Constructed of .5" (12.7 mm) Hardox bolt-on wear plates for easy replacement
Y___ N___	<b>8. Screed End Gates:</b> a. Equipped with vertical height adjustment and tilt

Y\_\_\_ N\_\_\_

Y\_\_\_ N\_\_\_

Y\_\_\_ N\_\_\_

**9. Screed Extensions:**

- a. Two 41.75" (1.06 m) screed extensions hydraulically actuated to a width of 14' (4.27 m)
- b. To eliminate seams, the heated extensions are mounted flush with the main screed and are adjustable with the angle of attack (WL screed only)
- c. Includes replacement .5" (12.7 mm) Hardox bottom wear plates

Y\_\_\_ N\_\_\_

Y\_\_\_ N\_\_\_

Y\_\_\_ N\_\_\_

**10. Screed Heat:**

- a. Four SureHeat electric heat bars on main screed
- b. One SureHeat electric heat bars on each extension
- c. Timer controlled heat

Y\_\_\_ N\_\_\_

**11. Screed Vibration:**

- a. Equipped with a hydraulic vibrator capable of producing 2,000 vibrations per minute

Y\_\_\_ N\_\_\_

Y\_\_\_ N\_\_\_

**12. Screed Crown/Invert:**

- a. Equipped with a crown/invert adjustment allowing at least 3" (76.2 mm) of crown and .75" (19.05 mm) of valley
- b. Includes a leveling indicator for the operator to know when the screed is level

Y\_\_\_ N\_\_\_

**13. Material Flow Gates:**

- a. Two independent hydraulically operated 26" (.66 m) wide gates located at the back of the hoppers and constructed of at least .25" (.006 m) A 36 material

Y\_\_\_ N\_\_\_

Y\_\_\_ N\_\_\_

**14. Material Augers:**

- a. Two independently operated hydraulic casted augers constructed with .625" (.016 m) segmented NiHard material for wear resistance
- b. Augers are 14" (.356 m) diameter

Y\_\_\_ N\_\_\_

**15. Operator's Platform:**

- a. Full machine width platform with dual seats

Y\_\_\_ N\_\_\_

Y\_\_\_ N\_\_\_

Y\_\_\_ N\_\_\_

**16. Operator's Controls:**

- a. Dual control stations, with seats and steering/traction pedestals
- b. Single control panel provides steering, direction/speed selection, auger conveyor system control, screed lift, screed vibrator drive, folding hopper, main power switch, starter, throttle, horn, electrical shifting, traction lock system, pivot steering, parking brake and power flow gates
- c. Analog gauges include hydraulic oil temperature, engine oil pressure, engine coolant temperature and voltmeter

Y\_\_\_ N\_\_\_

**17. Steering:**

- a. Independent hydrostatic steering from the left or right side of machine



Y \_\_\_ N \_\_\_

**18. Washdown System:**

- a. Electric pump with one 25' x .375" (7.6 x .009 m) diameter hose and spray nozzle

Y \_\_\_ N \_\_\_

**19. Hydraulic System:**

- a. Variable volume hydraulic pumps for each drive
- b. Variable volume load sense pump for each side of auger/conveyor
- c. Variable volume pressure compensation pump for all other functions
- d. Hydraulic reservoir: 48 gallons (182 l)

Y \_\_\_ N \_\_\_

Y \_\_\_ N \_\_\_

Y \_\_\_ N \_\_\_

**20. Push Rollers:**

- a. Two 4" (.101 m) diameter rollers with sealed bearings

Y \_\_\_ N \_\_\_

**21. Track Drive System:**

- a. Hydrostatic drive using a hydrostatic pump which drives left and right side, 2-speed hydrostatic motors
- b. Rear: 385/65R 22.5 tubeless heavy-duty hydroflated pneumatic tires
- c. Front: steerable wheels, 12" x 22" (.304 x .558 m) diameter solid rubber tires
- d. Paving speed: 0 to 193' per minute (2.2 mph)
- e. Travel speed: 0 to 783' per minute (8.9 mph)

Y \_\_\_ N \_\_\_

Y \_\_\_ N \_\_\_

Y \_\_\_ N \_\_\_

Y \_\_\_ N \_\_\_

Y \_\_\_ N \_\_\_

**22. Additional Standard Equipment:**

- a. Back-up alarm
- b. Lockable fuel and hydraulic caps
- c. Rotating safety beacon

Y \_\_\_ N \_\_\_

Y \_\_\_ N \_\_\_

Y \_\_\_ N \_\_\_

**23. Optional Equipment:**

- a. 10' (3.04 m) auger extension kit
- b. 12' (3.65 m) auger extension kit
- c. 12" (.304 m) screed extension with heat, right or left sides (O1E or WLH Screeds)
- d. 12" (.304 m) screed extension with heat and vibration, right or left sides (O1E only)
- e. Adjustable cut-off shoe weldment
- f. 12" (.304 m) cut-off shoe extension
- g. Single or dual grade controls, Topcon P-32
- h. Single or dual slope controls, Topcon P-32
- i. Screed remote kit
- j. Material indicator kit
- k. Umbrella
- l. Truck hitch

Y \_\_\_ N \_\_\_

Y \_\_\_ N \_\_\_

Y \_\_\_ N \_\_\_

Y \_\_\_ N \_\_\_

Y \_\_\_ N \_\_\_

Y \_\_\_ N \_\_\_

Y \_\_\_ N \_\_\_

Y \_\_\_ N \_\_\_

Y \_\_\_ N \_\_\_

Y \_\_\_ N \_\_\_

Y \_\_\_ N \_\_\_

Y \_\_\_ N \_\_\_

**24. Training, Support and Company**

- a. Training and support manuals
- b. Optional on-site operator training by Dealer
- c. One-year, unlimited hours warranty against any manufacturer defects
- d. Extended warranty available
- e. 50+ years manufacturing experience

Y \_\_\_ N \_\_\_

Y \_\_\_ N \_\_\_

Y \_\_\_ N \_\_\_


Y \_\_\_ N \_\_\_

Y \_\_\_ N \_\_\_

Y <input type="checkbox"/> N <input type="checkbox"/>	f. ISO 9001 Certified
Y <input type="checkbox"/> N <input type="checkbox"/>	g. Manufactured in the USA

# PF-161C Asphalt Paver




**LBP**  
LeeBoy Group



## Performance Features:

The field-tested, proven PF-161C is a heavy-duty, wheel mounted, compact paver, capable of operation by a two person team. This machine saves valuable time with easy-to-diagnose troubleshooting steps due to the use of analog components. With the ability to successfully complete complex projects comfortably, the PF-161C provides low owner and operating cost benefits while meeting goals for productivity, reliability and excellent mat quality.

- 110 hp (82 kW) Cummins Tier 3 Turbocharged Diesel Engine
- Wheel Mounted Mobility
- Parking Widths Variable Up To 14' (4.3 m)
- Single Proving Operator's Control Station
- Ultra-efficient Material Management System
- Modular Rear Feed Section
- 8.0 Ton (18,000 kg) Capacity Material Hopper
- ScreenHeat Screen System
- Electric Screen Heat
- LED Operating Light Package



# PF-161C Asphalt Paver Specifications



Dimensions	<ul style="list-style-type: none"> <li>- Length: 18' 6" (5.51 m) with O1E screed 18' 1" (5.63 m) with WLH screed</li> <li>- Width: 8' 3" (2.5 m) transport 10' 5" (3.18 m) hopper wings down</li> <li>- Height: 11' 1" (3.37 m) operational</li> <li>- Total Weight: 27,500 lbs. (12,474 kg), O1E screed 27,200 lbs (12,338 kg), WLH screed</li> </ul>
Engine	Cummins turbocharged diesel, Tier 3 – 110 hp (82 kw)
Capacities	<ul style="list-style-type: none"> <li>- Fuel: 48 gallons (182 l)</li> <li>- Hydraulic reservoir: 48 gallons (182 l)</li> <li>- Washdown tank: 7 gallons (26.5 l)</li> </ul>
Hopper	Hopper size: 9.8 ton (8,890 kg)
Paving Widths	Variable up to 14' (4.2 m)
Paving Depths	<ul style="list-style-type: none"> <li>- Manual flight screws positioned on the screed to control material thickness</li> <li>- Depth: 0" to 6" (152 mm)</li> </ul>
Screed	<ul style="list-style-type: none"> <li>- SureHeat™ screed system</li> <li>- Consisting of a main screed and two hydraulically operated screed extensions</li> <li>- Equipped with a hydraulic vibrator</li> </ul>
Screed Heat	<ul style="list-style-type: none"> <li>- Electric screed heat</li> <li>- Hydraulically driven generator</li> <li>- Electric timer and automatic RPM control system</li> </ul>
Screed Crown/Valley	<ul style="list-style-type: none"> <li>- Equipped with a crown/invert adjustment</li> <li>- Includes a levelling indicator for the operator</li> </ul>
Material Handling	<ul style="list-style-type: none"> <li>- Two 14" (.356 m) diameter independent hydraulically operated cast augers</li> <li>- Two hydraulic flow gates, back of hopper</li> </ul>

Operator's Platform	Full machine width platform, dual seats
Operator's Controls	Single control station can be moved left to right sides. Provides steering, direction/speed selection, auger conveyor system control, screed lift, screed vibrator drive, folding hopper, main power switch, starter, throttle, horn, electrical shifting, traction lock system, pivot steering, parking brake and power flow gates
Steering	Independent hydrostatic steering from the left or right side of machine
Washdown System	Electric pump with one hose and spray nozzle
Push Rollers	Two rollers with sealed bearings mounted on a swivel frame
Track Drive System	<ul style="list-style-type: none"> <li>- Hydrostatic drive using a hydrostatic pump which drives left and right side, 2-speed hydrostatic motors</li> <li>- Rear: 385/65 R22.5 tubeless heavy-duty hydroflated pneumatic tires</li> <li>- Front: steerable wheels, 12" x 22" (.304 m x .558 m) diameter rubber tires</li> <li>- Paving speed: 0 to 193' per minute (2.2 mph)</li> <li>- Travel speed: 0 to 783' per minute (8.9 mph)</li> </ul>
Additional Standard Equipment	<ul style="list-style-type: none"> <li>- Back-up alarm</li> <li>- Rotating LED safety beacon</li> <li>- Lockable fuel and hydraulic caps</li> </ul>
Optional Equipment	<ul style="list-style-type: none"> <li>- 10' (3.04 m) auger extension</li> <li>- 12' (3.65 m) auger extension</li> <li>- 12" (.304 m) screed extension with heat, right or left sides(O1E or WLH screeds)</li> <li>- 12" (.304 m) screed extension with heat and vibration, right or left sides (O1E screed only)</li> <li>- Adjustable cut-off shoe extension</li> <li>- Single or dual grade controls, Topcon P-32</li> <li>- Single or dual slope controls, Topcon P-32</li> <li>- Umbrella</li> </ul>

# LeeBoy

**BUILT BY** LISTENING  
KNOWLEDGE  
EXPERIENCE

VT LeeBoy, Inc. ■ 500 Lincoln County Parkway Extension ■ Lincolnton, NC 28092 ■ 704.966.3300  
For additional products or information, visit our website: [www.LeeBoy.com](http://www.LeeBoy.com)

BR-14021-EN This document contains information applicable for the U.S. and U.S. Territories. For International product availability, specifications and support, please contact your authorized LeeBoy representative. The technical data contained herein is subject to change due to continuous engineering and development. Accordingly, LeeBoy Group reserves the right to modify at any time.



09/13/2017 13:35

## Product Specifications

### **LBP RW-35B Road Widener**

The following specifications are based on the LBP RW-35B Road Widener manufactured by LeeBoy Group. Because of continuous equipment research and development, we reserve the right to change these specifications. For more information, questions or assistance preparing specifications, please contact your local LeeBoy sales representative.

Comply	<b>1. Dimensions (Transport):</b>
Y ___ N ___	a. Length: 12' 10" (3.912 m)
Y ___ N ___	b. Width (hopper up): 10' (3.048 m)
Y ___ N ___	c. Height: 7' 5" (2.26 m)
Y ___ N ___	d. Total weight: 7,080 lbs (3,211 kg)
Y ___ N ___	<b>2. Dimensions (Working):</b>
Y ___ N ___	a. Length: 12' 8" (3.861 m)
Y ___ N ___	b. Width (hopper down): 11' 3" (3.454 m)
Y ___ N ___	c. Height: 7' (2.134 m)
Y ___ N ___	d. Total weight: 7,080 lbs (3,211 kg)
Y ___ N ___	<b>3. Engine:</b>
Y ___ N ___	a. Tier 4 Final 37 hp (27.5 kw) Kubota diesel
	b. Fuel reservoir: 14 gallons (53 l)
Y ___ N ___	<b>4. Hopper:</b>
Y ___ N ___	a. Capacity: 71 ft <sup>3</sup> (2m <sup>3</sup> ), 3 tons (2,721.5 kg)
	b. Vibration: Vibratory hopper
Y ___ N ___	<b>5. Conveyor System:</b>
Y ___ N ___	a. Sprocket driven, 6.5" (165.1 mm) diameter steel pulley with 17 – 3.5" (88.9 mm) diameter idler rollers with bearings driven by a hydraulic motor
Y ___ N ___	b. Conveyor belt: 15" (.381 m) wide, triple-ply rated at 220lbs/inch tensile strength
Y ___ N ___	c. Heat resistant to 350° F (176.6° C)
Y ___ N ___	d. Drive chains bolted to the conveyor belt
Y ___ N ___	<b>6. Material Spread Strike Off:</b>
Y ___ N ___	a. Hydraulically operated cylinders used for varying spread
Y ___ N ___	b. Width of spread: 18" (.45 m) to 4' (1.21 m)
Y ___ N ___	c. Height adjustment: 6" (152 mm) above and 6" (152 mm) below road surface
Y ___ N ___	d. Slope: 8° incline and 26° decline
Y ___ N ___	e. Forward angle: 20°
Y ___ N ___	f. Back angle: 40°
Y ___ N ___	<b>7. Hydraulic Reservoir:</b>
	a. 21 gallons (79.5 l)

Y\_\_\_ N\_\_\_  
Y\_\_\_ N\_\_\_  
Y\_\_\_ N\_\_\_  
Y\_\_\_ N\_\_\_  
Y\_\_\_ N\_\_\_  
Y\_\_\_ N\_\_\_  
Y\_\_\_ N\_\_\_  
Y\_\_\_ N\_\_\_

#### 8. Operator Controls:

- a. Hydrostatic steering
- b. Joystick operates forward and reverse, all electric operating hydraulics
- c. Conveyor on/off/reverse
- d. Joystick, momentary
- e. Emergency stop
- f. Hydraulic lip up/down
- g. Brake on/auto
- h. PV480 4.3" (109 mm) full color display

Y\_\_\_ N\_\_\_

#### 9. Brakes:

- a. Hydrostatic braking includes a multiple disc, spring applied, hydraulic release, fail safe disc brake
- b. Includes brake switch

Y\_\_\_ N\_\_\_

#### 10. Instrumentation:

- a. PV480 Graphic color digital instrument display includes:
  - i. Engine speed, rpm (preset and manual)
  - ii. Engine coolant temperature
  - iii. Oil pressure, lamp only
  - iv. Voltmeter
  - v. Fuel level
  - vi. Total hours of operation
  - vii. Engine throttle speeds

Y\_\_\_ N\_\_\_

Y\_\_\_ N\_\_\_

Y\_\_\_ N\_\_\_

Y\_\_\_ N\_\_\_

Y\_\_\_ N\_\_\_

Y\_\_\_ N\_\_\_

Y\_\_\_ N\_\_\_

Y\_\_\_ N\_\_\_

Y\_\_\_ N\_\_\_

#### 11. Electrical System:

- a. 12 volt negative ground

Y\_\_\_ N\_\_\_

Y\_\_\_ N\_\_\_

Y\_\_\_ N\_\_\_

Y\_\_\_ N\_\_\_

Y\_\_\_ N\_\_\_

Y\_\_\_ N\_\_\_

Y\_\_\_ N\_\_\_

#### 12. Optional Transportation Equipment:

- a. Towing capabilities consist of hydraulically operated 9" x 15" heavy-duty tires
- b. Includes tow tongue, range of movement determined by truck hitch
- c. Height for ground clearance and adjustable hopper wings for towing
- d. Towing clearance: varies by truck hitch height, requires measurement
- e. Towing speed: 45 mph (72.4 Kph)
- f. Towing safety latch: on wheel cylinders
- g. Tow hitch: detachable

Y\_\_\_ N\_\_\_

#### 13. Options:

- a. Umbrella

Y\_\_\_ N\_\_\_

Y\_\_\_ N\_\_\_

Y\_\_\_ N\_\_\_

Y\_\_\_ N\_\_\_

Y\_\_\_ N\_\_\_

#### 14. Training, Support and Company


- a. Training and support manuals
- b. Optional on-site operator training by Dealer
- c. One-year, unlimited hours warranty against any manufacturer defects
- d. Extended warranty available
- e. 50+ years manufacturing experience

Y\_\_ N\_\_  
Y\_\_ N\_\_

- f. ISO 9001 Certified  
g. Manufactured in the USA

# RW-35B Road Widener




**LB/P**  
LeeBoy Group



## Performance Features:

Unique to the industry, this conveniently designed RW-35B road widener can easily and cost-effectively be towed to any job site as needed - with no trailer required. This compact machine has been equipped with adequate power considerations to precisely place materials including asphalt, sand or gravel. The operator's station is perfectly positioned to grant an unobstructed view of the material discharge, the strike off and the finished shoulder. This compact, yet extremely rugged road widener, provides both balance and stability in one package.

- 37 hp (27.5 kw) Kubota Tier 4 Final Diesel Engine
- Width of Spread: 33" to 4' (1.45 to 1.21 m)
- Hydraulic Slope Adjustment
- 15' (3.81 m) Wide Heat-Resistant Conveyor Belt
- 3 Ton (2,721.5 kg) Hopper Capacity with Vibration
- Towable, No Trailer Required, Locking Wheel Hubs
- Ford Army Operator's Seat and Swing-Off
- Hydrostatic Drive and Traction Control System
- Wide, Adjustable Push Rollers
- Unobstructed View from the Operator's Station





# RW 35B Road Widener Specifications



Dimensions	<ul style="list-style-type: none"> <li>- Length: 12' 10" (3.912 m)</li> <li>- Width: 10' (3.048 m), hopper up 11' 3" (3.45 m), hopper down</li> <li>- Height: 7' 5" (2.26 m)</li> <li>- Total Weight: 7,080 lbs (3,211 kg)</li> </ul>
Engine	Kubota diesel, Tier 4 Final – 37 hp (27.5 kw)
Capacities	<ul style="list-style-type: none"> <li>- Fuel: 14 gallons (53 l)</li> <li>- Hydraulic reservoir: 21 gallons (79.5 l)</li> </ul>
Hopper	<ul style="list-style-type: none"> <li>- 3 tons (2,721.5 kg) capacity</li> <li>- Vibratory Hopper</li> </ul>
Conveyor System	<ul style="list-style-type: none"> <li>- 15" (.381 m) wide, triple-ply rated at 220 lbs/inch tensile strength</li> <li>- Heat resistant to 350° F (176.6° C)</li> <li>- Drive chains bolted to the conveyor belt</li> </ul>
Material Spread Strike Off	<ul style="list-style-type: none"> <li>- Hydraulically operated cylinders used for varying spread</li> <li>- Width of spread: 18" to 4' (.45 to 1.21 m)</li> <li>- Height adjustment: 6" (152 mm) above and 6" (152 mm) below road surface</li> <li>- Slope: 8° incline, 26° decline</li> <li>- Forward angle: 20°</li> <li>- Back angle: 40°</li> </ul>

Brakes	<ul style="list-style-type: none"> <li>- Hydrostatic braking includes a multiple disc, spring applied, hydraulic release, fail safe disc brake</li> <li>- Includes a park brake switch</li> </ul>
Operator's Controls	<ul style="list-style-type: none"> <li>- Hydrostatic steering</li> <li>- Joystick operates forward, reverse</li> <li>- Conveyor on/off and reverse</li> <li>- Joystick, momentary</li> <li>- Emergency stop</li> <li>- Hydraulic lip up/down</li> <li>- Brake on/auto</li> </ul>
Instrumentation	PV480 4.3" (109 mm) full color display includes: <ul style="list-style-type: none"> <li>- Engine speed, rpm (preset and manual)</li> <li>- Engine coolant temperature</li> <li>- Oil pressure, lamp only</li> <li>- Voltmeter</li> <li>- Fuel level</li> <li>- Total hours of operation</li> <li>- Engine throttle speed</li> </ul>
Transportation	<ul style="list-style-type: none"> <li>- Hydraulically operated 9" x 15" heavy-duty tires</li> <li>- Includes tow tongue, range of movement determined by truck hitch</li> <li>- Height for ground clearance and adjustable hopper wings for towing</li> <li>- Towing speed: 45 mph (72.4 kph)</li> <li>- Towing safety latch: on wheel cylinders</li> <li>- Detachable tow hitch</li> </ul>
Optional Equipment	<ul style="list-style-type: none"> <li>- Umbrella</li> </ul>

# LeeBoy

VT LeeBoy, Inc. ■ 500 Lincoln County Parkway Extension ■ Lincolnton, NC 28092 ■ 704.966.3300  
For additional products or information, visit our website: [www.LeeBoy.com](http://www.LeeBoy.com)

BR-15010-EN This document contains information applicable for the U.S. and U.S. Territories. For International product availability, specifications and support, please contact your authorized LeeBoy representative. The technical data contained herein is subject to change due to continuous engineering and development. Accordingly, LeeBoy Group reserves the right to modify at any time.



09/13/2017 13:36

## Product Specifications

The following specifications are based on the LBP RW-80 Road Widener manufactured by LeeBoy Group. Because of continuous equipment research and development, we reserve the right to change these specifications. For more information, questions or assistance preparing specifications, please contact your local LeeBoy sales representative.

Comply	<b>1. Dimensions:</b>
Y___ N___	a. Length: 19' 7" (5.96 m)
Y___ N___	b. Width (shipping): 10' (3.04 m)
Y___ N___	c. Height: 9' (2.74 m)
Y___ N___	d. Wheelbase: 9' 3" (2.81 m)
Y___ N___	e. Total weight: 17,562 lbs (7,965 kg)
	<b>2. Engine:</b>
Y___ N___	a. 80 hp (59.6 kw) @ 2,200 rpm Cummins turbo charged diesel
Y___ N___	b. Water-cooled
Y___ N___	c. Battery: 12 volt, 120 amp alternator
Y___ N___	d. Electric start
Y___ N___	e. Fuel reservoir: 68 gallons (257.4 l)
	<b>3. Hopper:</b>
Y___ N___	a. Hydraulically adjustable front hopper lip, adjustment range of 7" (177.8 mm) maximum
Y___ N___	b. Two bearing equipped push rollers, truck entry 9' 3" (2.81 m)
	<b>4. Traction Drive:</b>
Y___ N___	a. Front wheel hydrostatic planetary drive with electric hydraulic controlled two-speed motor
Y___ N___	b. Independent hydraulic pumps for each planetary drive motor
Y___ N___	c. Pumps are interconnected to synchronize drive system
Y___ N___	d. Infinitely variable throughout both operating ranges
Y___ N___	e. Full reverse in both speed ranges
	i. Low range: @ 1,800 rpm – 0 to 1.8 mph (0 to 2.89 kph)
	@ 2,200 rpm – 0 to 2.1 mph (0 to 3.37 kph)
	ii. High range: @ 1,800 rpm – 0 to 7.8 mph (0 to 12.55 kph)
	@ 1,800 rpm – 0 to 9.8 mph (0 to 15.77 kph)
	<b>5. Conveyor System:</b>
Y___ N___	a. Independent, variable speed, hydrostatic, dual end drive system
Y___ N___	b. Two high torque, direct drive hydraulic motors
Y___ N___	c. Conveyor speeds: 0 to 264' per minute (80 mpm)
Y___ N___	d. Discharge speed controlled with conveyor speed control knob on operator's console
Y___ N___	e. On/off function controlled with foot switch located at each control station
Y___ N___	f. Conveyor belt: 21" (.533 m) wide, high temperature service nitrile belt traveling on tapered roller bearing support rollers
Y___ N___	g. Equipped with adjustable wipers to prevent material build up

Y___ N___	h. Conveyor assembly able to extend and retract up to 4.75" (120 mm) hydraulically
Y___ N___	i. Control the direction of conveyor discharge of material at operator's console from either side of machine
Y___ N___	<b>6. Strike Off:</b>
Y___ N___	a. Contoured strike off for controlled spread of material width, depth and slope with minimum side draft and minimum segregation of materials
Y___ N___	b. Basic strike off consist of two 1' (.304 m) and two 3' (.91 m) sections
Y___ N___	c. Raised, lowered, extended and retracted hydraulically with manual stops for fine adjustment of elevation and slope
Y___ N___	d. Outer edger plate assembly included
Y___ N___	<b>7. Hydraulic Reservoir:</b>
Y___ N___	a. 42.5 gallons (160.8 l)
Y___ N___	<b>8. Operator Controls:</b>
Y___ N___	a. Dual control stations, each equipped with:
Y___ N___	i. Direction and speed control lever
Y___ N___	ii. Foot actuated conveyor function switch
Y___ N___	b. Control functions on the operator's console include:
Y___ N___	i. Main power
Y___ N___	ii. Starter throttle
Y___ N___	iii. Horn
Y___ N___	iv. Conveyor speed
Y___ N___	v. Shuttle and discharge direction
Y___ N___	vi. Strike off lift and lateral movement
Y___ N___	vii. Hopper lip position
Y___ N___	viii. Steering
Y___ N___	ix. Parking brake
Y___ N___	c. Analog gauges for engine oil pressure, water temperature, voltmeter and hydraulic oil temperature, tachometer and hour meter
Y___ N___	d. Main power and starter switches, tail light switch and engine governor control located on the lockable engine instrument panel
Y___ N___	<b>9. Brakes:</b>
Y___ N___	a. Hydrostatic traction drive primary braking
Y___ N___	b. Parking brake controlled by electric switch on operator's console
Y___ N___	c. Failsafe parking brake
Y___ N___	<b>10. Tires:</b>
Y___ N___	a. Four 385/65 R 22.5 radial
Y___ N___	b. Hydro-inflated, pneumatic tires
Y___ N___	<b>11. Oscillating Push Rollers:</b>
Y___ N___	a. Two bearing equipped push rollers
Y___ N___	b. Mounted on a 9' 3" (33.83 m) wide oscillating frame
Y___ N___	c. Compensates for minor directional misalignment of truck with widener

Y\_\_\_ N\_\_\_  
 Y\_\_\_ N\_\_\_  
 Y\_\_\_ N\_\_\_  
 Y\_\_\_ N\_\_\_  
 Y\_\_\_ N\_\_\_  
 Y\_\_\_ N\_\_\_  
 Y\_\_\_ N\_\_\_  
 Y\_\_\_ N\_\_\_  
 Y\_\_\_ N\_\_\_  
 Y\_\_\_ N\_\_\_  
 Y\_\_\_ N\_\_\_  
 Y\_\_\_ N\_\_\_  
 Y\_\_\_ N\_\_\_

## 12. Optional Equipment:


- a. Four-wheel steering
- b. Truck hitch
- c. Automatic grade sonic and slope control
- d. Crowing attachment
- e. 3' (.914 m) Hydraulic strike off extensions
- f. Dual strike off support group
- g. Auxiliary hose reel kit
- h. 6.5 kw generator with two 12v AC accessory power outlets
- i. Engine fail safe shutdown kit
- j. Optional extensions
- k. 3' (.914 m) vibratory strike off
- l. Additional operator's seat
- m. Umbrella
- n. Rear counterweight
- o. Washdown system

Y\_\_\_ N\_\_\_  
 Y\_\_\_ N\_\_\_  
 Y\_\_\_ N\_\_\_  
 Y\_\_\_ N\_\_\_  
 Y\_\_\_ N\_\_\_  
 Y\_\_\_ N\_\_\_  
 Y\_\_\_ N\_\_\_

## 13. Training, Support and Company

- a. Training and support manuals
- b. Optional on-site operator training by Dealer
- c. One-year, unlimited hours warranty against any manufacturer defects
- d. Extended warranty available
- e. 50+ years manufacturing experience
- f. ISO 9001 Certified
- g. Manufactured in the USA




# RW-80 Road Widener



## Performance Features:

The RW-80 road widener is an extremely accommodating machine that allows for several key modifications including a dual-position control station, an adjustable front hopper lip and a switch controlled left or right side material discharge. Able to place aggregate or bituminous materials above or below grade, this mid-size convertible features front wheel drive for better tractive efforts.

- 80 hp (59.6 kw) Cummins Diesel Engine
- Width of Spread: up to 8' (2.44 m)
- Contoured Strain-Off
- 31" (7.87 m) Wide Heat-Resistant Conveyor Belt
- 2 Ton (1.814 kg) Hopper Capacity
- Power Adjustable Front Hopper Lip
- Dual-Position Control Station
- Hydrostatic Drive and Traction Control System
- Operating Push Buttons
- Unobstructed View from the Operator's Station



# RW-80 Road Widener Specifications



Dimensions	<ul style="list-style-type: none"> <li>- Length: 19' 7" (5.96 m)</li> <li>- Width: 10' (3.04 m)</li> <li>- Height: 9' (2.74 m)</li> <li>- Wheelbase: 9' 3" (2.81 m)</li> <li>- Total Weight: 17,562 lbs (7,965 kg)</li> </ul>	Brakes	<ul style="list-style-type: none"> <li>- Hydrostatic traction drive primary braking</li> <li>- Parking brake controlled by electric switch on operator's console</li> <li>- Failsafe parking brake</li> </ul>
Engine	Cummins turbocharged diesel, 80 hp (59.6 kw)	Operator's Controls	<ul style="list-style-type: none"> <li>- Dual control stations, each equipped with: Direction and speed control lever Foot actuated conveyor function switch</li> <li>- Control functions on the operator's console: Main power, starter throttle, horn, conveyor speed, shuttle and discharge direction, strike off lift and lateral movement, hopper lip position, steering, parking brakes</li> </ul>
Capacities	<ul style="list-style-type: none"> <li>- Fuel: 68 gallons (257.4 l)</li> <li>- Hydraulic reservoir: 42.5 gallons (160.8 l)</li> </ul>	Instrumentation	Analog gauges for: <ul style="list-style-type: none"> <li>- Engine oil pressure</li> <li>- Water temperature</li> <li>- Voltmeter and hydraulic oil temperature</li> <li>- Tachometer</li> <li>- Hour meter</li> </ul>
Hopper	<ul style="list-style-type: none"> <li>- 2 tons (1,814 kg) capacity</li> <li>- Hydraulically adjustable front hopper lip, adjustable range of 7" (177.8 mm) maximum</li> <li>- Two bearing equipped push rollers, truck entry 9' 3" (2.81 m)</li> </ul>	Tires	<ul style="list-style-type: none"> <li>- Four 385/65R 22.5 radial</li> <li>- Hydro inflated, pneumatic tires</li> </ul>
Conveyor System	<ul style="list-style-type: none"> <li>- 21" (.533 m) wide, high temperature service nitrile belt travelling on tapered roller bearing support rollers</li> <li>- Independent, variable speed, hydrostatic, dual end drive system</li> <li>- Conveyor speeds: 0 to 264' per minute (80 mpm)</li> <li>- Equipped with adjustable wipers to prevent material buildup</li> </ul>	Optional Equipment	<ul style="list-style-type: none"> <li>- Four-wheel steering</li> <li>- Truck hitch</li> <li>- Crowning attachment</li> <li>- 3' (.914 m) hydraulic strike off extensions</li> <li>- 3' (.914 m) vibratory strike off</li> <li>- Dual strike off support group</li> <li>- Auxiliary hose reel kit</li> <li>- Additional operator's seat</li> <li>- Umbrella</li> <li>- Rear counterweight</li> <li>- Washdown system</li> </ul>
Material Spread Strike Off	<ul style="list-style-type: none"> <li>- Contoured strike off for controlled spread of material width, depth and slope</li> <li>- Width of spread: up to 8' (2.44 m)</li> <li>- Basic strike off consist of two 1' (.304 m) and two 3' (.91 m) sections</li> <li>- Raised, lowered, extended and retracted hydraulically with manual stops for fine adjustment of elevation and slope</li> <li>- Outer edger plate assembly included</li> </ul>		

# LeeBoy

VT LeeBoy, Inc. ■ 500 Lincoln County Parkway Extension ■ Lincolnton, NC 28092 ■ 704.966.3300  
For additional products or information, visit our website: [www.LeeBoy.com](http://www.LeeBoy.com)

BR-1502.0-EN This document contains information applicable for the U.S. and U.S. Territories. For International product availability, specifications and support, please contact your authorized LeeBoy representative. The technical data contained herein is subject to change due to continuous engineering and development. Accordingly, LeeBoy Group reserves the right to modify at any time.



09/13/2017 13:36

### Product Specifications

The following specifications are based on the LBP RW-100B Road Widener manufactured by LeeBoy Group. Because of continuous equipment research and development, we reserve the right to change these specifications. For more information, questions or assistance preparing specifications, please contact your local LeeBoy sales representative.

Comply	1. Dimensions:
Y ___ N ___	a. Length: 25' 6" (7.77 m)
Y ___ N ___	b. Width (shipping): 10' 10" (3.3 m)
Y ___ N ___	c. Height: 8' 1" (2.46 m)
Y ___ N ___	d. Wheelbase: 14' 4" (4.36 m)
Y ___ N ___	e. Total weight: 24,500 lbs (11,113 kg)
Y ___ N ___	2. Engine:
Y ___ N ___	a. 110 hp (82.02 kw) @ 2,200 rpm Cummins turbo charged diesel
Y ___ N ___	b. Water-cooled
Y ___ N ___	c. Battery: 12 volt, 120 amp alternator
Y ___ N ___	d. Electric start
Y ___ N ___	e. Fuel reservoir: 68 gallons (257.4 l)
Y ___ N ___	3. Hopper:
Y ___ N ___	a. Hydraulically adjustable front hopper lip, adjustment range of 7" (177.8 mm) maximum
Y ___ N ___	b. Two bearing equipped push rollers, truck entry 9' 3" (2.81 m)
Y ___ N ___	4. Traction Drive:
Y ___ N ___	a. Front wheel hydrostatic planetary drive with electric hydraulic controlled two-speed motor
Y ___ N ___	b. Independent hydraulic pumps for each planetary drive motor
Y ___ N ___	c. Pumps are interconnected to synchronize drive system
Y ___ N ___	d. Infinitely variable throughout both operating ranges
Y ___ N ___	e. Full reverse in both speed ranges
	i. Low range: @ 1,800 rpm – 0 to 1.8 mph (0 to 2.89 kph)
	@ 2,200 rpm – 0 to 2.1 mph (0 to 3.37 kph)
	ii. High range: @ 1,800 rpm – 0 to 7.8 mph (0 to 12.55 kph)
	@ 1,800 rpm – 0 to 9.8 mph (0 to 15.77 kph)
Y ___ N ___	5. Conveyor System:
Y ___ N ___	a. Independent, variable speed, hydrostatic, dual end drive system
Y ___ N ___	b. Two high torque, direct drive hydraulic motors
Y ___ N ___	c. Conveyor speeds: 0 to 466' per minute (142 mpm)
Y ___ N ___	d. Discharge speed controlled with conveyor speed control knob on operator's console
Y ___ N ___	e. On/off function controlled with foot switch located at each control station
Y ___ N ___	f. Conveyor belt: 21" (.533 m) wide, high temperature service nitrile belt traveling on tapered roller bearing support rollers
Y ___ N ___	g. Equipped with adjustable wipers to prevent material build up

Y__ N__	h. Conveyor assembly able to extend and retract up to 4.75" (120 mm) hydraulically
Y__ N__	i. Control the direction of conveyor discharge of material at operator's console from either side of machine
Y__ N__	<b>6. Strike Off:</b>
Y__ N__	a. Contoured strike off for controlled spread of material width, depth and slope with minimum side draft and minimum segregation of materials
Y__ N__	b. Basic strike off consist of two 1' (.304 m) and two 3' (.91 m)
Y__ N__	c. Raised, lowered, extended and retracted hydraulically with manual stops for fine adjustment of elevation and slope
Y__ N__	d. Outer edger plate assembly included
Y__ N__	<b>7. Hydraulic Reservoir:</b>
Y__ N__	a. 42.5 gallons (160.8 l)
Y__ N__	<b>8. Operator Controls:</b>
Y__ N__	a. Dual control stations, each equipped with:
Y__ N__	i. Direction and speed control lever
Y__ N__	ii. Foot actuated conveyor function switch
Y__ N__	b. Control functions on the operator's console include:
Y__ N__	i. Main power
Y__ N__	ii. Starter throttle
Y__ N__	iii. Horn
Y__ N__	iv. Conveyor speed
Y__ N__	v. Shuttle and discharge direction
Y__ N__	vi. Strike off lift and lateral movement
Y__ N__	vii. Hopper lip position
Y__ N__	viii. Steering
Y__ N__	ix. Parking brake
Y__ N__	c. Analog gauges for engine oil pressure, water temperature, voltmeter and hydraulic oil temperature, digital tachometer and hour meter
Y__ N__	d. Main power and starter switches, tail light switch and engine governor control located on the lockable engine instrument panel
Y__ N__	<b>9. Brakes:</b>
Y__ N__	a. Hydrostatic traction drive primary braking
Y__ N__	b. Parking brake controlled by electric switch on operator's console
Y__ N__	c. Failsafe parking brake
Y__ N__	<b>10. Tires:</b>
Y__ N__	a. Four 385/65 R 22.5 radial
Y__ N__	b. Hydro-inflated, pneumatic tires
Y__ N__	<b>11. Oscillating Push Rollers:</b>
Y__ N__	a. Two bearing equipped push rollers
Y__ N__	b. Mounted on a 9' 3" (33.83 m) wide oscillating frame
Y__ N__	c. Compensates for minor directional misalignment of truck with widener



Y\_\_ N\_\_  
Y\_\_ N\_\_  
Y\_\_ N\_\_  
Y\_\_ N\_\_  
Y\_\_ N\_\_  
Y\_\_ N\_\_  
Y\_\_ N\_\_  
Y\_\_ N\_\_  
Y\_\_ N\_\_  
Y\_\_ N\_\_  
Y\_\_ N\_\_  
Y\_\_ N\_\_

## 12. Optional Equipment:

- a. Four-wheel steering
- b. Truck hitch
- c. Automatic grade sonic and slope control
- d. Contoured strike-off sections, 1' (.3 m), 3' (.91 m), 6' (1.8 m)
- e. 3' to 6' (.914 to 1.82 m) Hydraulic strike off extensions, left or right
- f. Dual strike off support group
- g. Auxiliary hose reel kit
- h. 6.5 kw generator with two 12v AC accessory power outlets
- i. Engine fail safe shutdown kit
- j. 3' or 6' (.914 or 1.8 m) vibratory strike off
- k. Additional operator's seat
- l. Umbrella
- m. Rear-wheel power assist
- n. Washdown system

Y\_\_ N\_\_  
Y\_\_ N\_\_  
Y\_\_ N\_\_  
Y\_\_ N\_\_  
Y\_\_ N\_\_  
Y\_\_ N\_\_  
Y\_\_ N\_\_

## 13. Training, Support and Company

- a. Training and support manuals
- b. Optional on-site operator training by Dealer
- c. One-year, unlimited hours warranty against any manufacturer defects
- d. Extended warranty available
- e. 50+ years manufacturing experience
- f. ISO 9001 Certified
- g. Manufactured in the USA



# CONTRACT

State of Oklahoma

Dispatch via Print

**Supplier** 0000073859  
KIRBY - SMITH MACHINERY INC  
PO BOX 270300  
OKLAHOMA CITY OK 73137-0300  
USA

<b>Contract ID</b> 000000000000000000004987			Page 1 of 1	
<b>Contract Dates</b> 11/01/2017 to 10/31/2018		<b>Currency</b> USD	<b>Rate Type</b> CRRNT	<b>Rate Date</b> PO Date
<b>Description:</b>			<b>Contract Maximum</b> 0.00	
<b>TYPE: STATEWIDE</b>				

Tax Exempt? Y Tax Exempt ID:736017987

## Contract Lines:

Line #	Cat CD / Item ID / Item Desc	UOM	Minimum Order		Maximum / Open	
			Qty	Amt	Qty	Amt
1	40151601 / Air Compressors	EA	1.00	0.00	0.00	0.00
	Contract Base Pricing		0.01000	EA		0001
2	40151802 / Air Compressor Parts	EA	1.00	0.00	0.00	0.00
	Contract Base Pricing		0.01000	EA		0001

COMMENTS:

Final = The price is final after adjustments  
Hard = Apply adjustments regardless of other adjustments  
Skip = Skip adjustments if any other adjustments have been applied

**Authorized Signature**

Signed documents on file in Central Purchasing



# CONTRACT

State of Oklahoma

Dispatch via Print

Supplier 0000072482  
OCT EQUIPMENT LLC  
7100 SW 3RD ST  
OKLAHOMA CITY OK 73128-2704  
USA

<b>Contract ID</b> 0000000000000000000000004985			Page 1 of 1	
<b>Contract Dates</b> 11/01/2017 to 10/31/2018		<b>Currency</b> USD	<b>Rate Type</b> CRRNT	<b>Rate Date</b> PO Date
<b>Description:</b> SW195			<b>Contract Maximum</b> 0.00	
<b>TYPE: STATEWIDE</b>				

Tax Exempt? Y Tax Exempt ID:736017987

## Contract Lines:

Line #	Cat CD / Item ID / Item Desc	UOM	Minimum Order		Maximum / Open	
			Qty	Amt	Qty	Amt
1	22101608 / 1000030469 ROAD MAINTENANCE: Cold Planers	EA	1.00	0.00	0.00	0.00
2	22101505 / 1000030473 ROAD MAINTENANCE: Single Drum	EA	1.00	0.00	0.00	0.00
3	22101505 / 1000030471 ROAD MAINTENANCE: Rollers/Pneumatic	EA	1.00	0.00	0.00	0.00
4	22101505 / 1000030443 ROAD MAINTENANCE: Double Drum	EA	1.00	0.00	0.00	0.00

## COMMENTS:

Agency fill in the description, any options, quantity, and price.  
The information is attached to the vendor contact information.

Final = The price is final after adjustments  
Hard = Apply adjustments regardless of other adjustments  
Skip = Skip adjustments if any other adjustments have been applied

Authorized Signature

Signed documents on file in Central Purchasing

Contact Information

Website:

Company Name	OCT EQUIPMENT, LLC
Doing Business as (if applicable)	
Contact Person for Solicitation Response	JIM DOUGHTY
Phone	918-437-5085
Email	jrdoughty@octequipment.com
Fax	918-437-5099
Address For Purchase Orders-Number & Street-Post Office Box (some companies have ordering addresses that are different than the payment address)	PO BOX 270060 OR 12210 E FIRST ST. OKLAHOMA CITY, OK 73137 TULSA, OK 74128
City, State, Zip	
Contact Person for Contract/Ordering/Price Information/Equipment Additions/Changes/Discontinuations	
Contact Name	BOB SNEED - Oklahoma City
Phone	405-789-6812
Fax	405-787-8649
Email	bsneed@octequipment.com
Secondary Contact for Contract/Ordering	RALPH FAULKNER - Tulsa
Phone	918-437-5085
Fax	918-437-5099
Email	rfaulkner@octequipment.com
Address For Payment-Number & Street-Post Office Box (some companies have a different Payment/remittance address than the ordering address)	PO BOX 270060
City, State, Zip	OKLAHOMA CITY, OK 73137
Contact Person/Department for payment	KELLY HEWITT
Phone	405-789-6812
Fax	405-787-8649
Email	khewitt@octequipment.com
Early Payment Discount (i.e. 15 days)	Net <u>N/A</u> days
Supplier will be responsible for notifying the contracting officer when the contact information changes.	Notes: (Special ordering instructions-please attach any special instructions on a separate sheet)

**ATTACHMENT D**  
**PLANER/COLD PLANER**

[illegible]

Attachments/Accessories: 5 % OEM Repair Parts: 0 % Options: same as unit %

**Multiple Unit discount:** 0 % (In addition to the equipment discount) based on        Units purchased

**Extended Warranty offered? \_\_\_\_\_Yes    X\_\_\_\_\_No    If yes, please attach information for the extended warranty purchase.**

Discount offered \_\_\_\_\_%

**ATTACHMENT P**  
**ROLLER**

[illegible]

**Attachments/Accessories:** 5 % **OEM Repair Parts:** 0 % **Options:** same as unit %

**Multiple Unit discount:** 0 % (In addition to the equipment discount) based on        Units purchased

Extended Warranty offered? X Yes      No If yes, please attach information for the extended warranty purchase.  
Discount offered 5 %



CNH Industrial America LLC  
and CNH Industrial Canada, Ltd.

## WARRANTY AND LIMITATION OF LIABILITY AGREEMENT CASE CONSTRUCTION EQUIPMENT

### The Case Warranty

The Case Warranty is a limited warranty that is provided to the initial retail purchaser in return for consideration paid as part of the purchase price of the product. The selling dealer must review the warranty coverage with the initial retail purchaser and obtain signature on this document.

### New Limited Warranty

The warranty described here is from CNH Industrial America LLC and in Canada, CNH Industrial Canada Ltd., both of which are referred to in this agreement as "Case". This warranty is for Case products sold and registered in the United States or Canada and normally operated in the United States or Canada. This warranty does NOT apply to any product normally operated outside of the United States and/or Canada, or to any unit purchased outside of the United States or Canada and imported in for any reason other than a customer relocation/personal move.

### Warranty Period

For the products listed below, the Warranty Period for all coverage begins at the time that any person, dealer or agent first places the unit into service. At the latest, a unit is considered to be placed into service when purchased or delivered to an initial retail purchaser. Certain demonstration, rental, lease, and other used units may be eligible for a portion of a new unit warranty. The availability of the remaining portion of a new unit warranty does not mean that a unit is new or unused. The Warranty Period ends when either the month or machine hour limit is reached, whichever limit occurs first.

PRODUCT	WARRANTY COVERAGE
SKID STEER / COMPACT TRACK LOADERS <sup>5</sup>	12 Months / Unlimited Hours
LOADER BACKHOES - N SERIES <sup>2,5</sup>	12 Months / Unlimited Hours
TRACTOR LOADERS / FORKLIFTS <sup>5</sup>	12 Months / Unlimited Hours
COMPACT EXCAVATORS CX-B SERIES <sup>5</sup>	12 Months / 1000 Hours
COMPACT EXCAVATOR CX-C SERIES <sup>5</sup>	24 Months / 3000 Hours
COMPACT WHEEL LOADERS <sup>1</sup>	12 Months / Unlimited Hours
COMPACTION EQUIPMENT - SINGLE OR DOUBLE DRUM <sup>1</sup>	12 Months / Unlimited Hours
TELESCOPIC HANDLERS <sup>1, 2</sup>	12 Months / Unlimited Hours
WHEEL LOADERS <sup>4, 5</sup>	12 Months / Unlimited Hours
MOTOR GRADERS <sup>4, 5</sup>	12 Months / Unlimited Hours
EXCAVATORS <sup>3, 4, 5</sup>	12 Months / 1800 Hours
CRAWLER DOZERS <sup>4, 5</sup>	12 Months / Unlimited Hours

1) Engine coverage is provided directly by the engine manufacturer.

2) Torque converter, transmission, drive shafts, & drive axles are covered for 24 months / 2000 hours.

3) Warranty does not cover any configuration excavator equipped with feller buncher/accumulator attachments

4) Units equipped with factory standard telematics are authorized for Case ProCare extended coverage for an additional 24 months / 3000 total machine hours, whichever comes first

5) Engine warranty coverage is provided through CNH Industrial.

### Operator's Manual / Warranty Receipt Verification

The selling dealer has reviewed the correct operator's manual with me and will provide upon delivery of the product. YES ☐ / NO ☐

The selling dealer explained safety precautions to me. YES ☐ / NO ☐

The selling dealer explained the warranty terms and coverage to me. YES ☐ / NO ☐

The selling dealer explained Purchased Protection Plan options for additional coverage on select components. YES ☐ / NO ☐

I wish to be part of future Case communications, offers or events. YES ☐ / NO ☐

Model:	Serial Number:
Retail DATE / HOURS:	Operator Manual Number:
Purchaser Name (please print):	Dealer Name: OCT EQUIPMENT, LLC
Address:	Address: 12210 E. FIRST ST.
City / State:	City / State: TULSA, OK
Zip code:	Zip code: 74128
Phone Number:	Phone Number: 918-437-5085

The answers checked above are correct. I acknowledge that I have read and I accept this warranty policy statement.

Purchaser Signature \_\_\_\_\_ Date \_\_\_\_\_

Dealer Signature \_\_\_\_\_ Date \_\_\_\_\_

USA mail original to CNH Industrial Capital America LLC, Attn: WLL Agreement, PO Box 3700, Lancaster, PA 17604-3700 USA  
Overnight courier mail original to CNH Industrial Capital America LLC, Attn: WLL Agreement, 500 Diller Ave., New Holland, PA 17557  
Canada mail original to CNH Industrial Capital America LLC, Attn: WLL Agreement, 4475 North Service Rd, Suite 301, Burlington, ON L7L4X7 Canada

Case is a registered trademark in the United States and many other countries, owned by or licensed to CNH Industrial N.V., its subsidiaries or affiliates

Original – CNH

Copy 2 – Purchaser

Copy 3 – Dealer

### What's Covered

If a defect in material or workmanship is found in a unit and reported during the Warranty Period, Case will pay parts and labor costs to repair the defect if the services are performed by an authorized Case dealer at the dealer's location. If parts are needed during the repair, Case will, at its option, use genuine Case new or remanufactured parts. Case replacement parts that are used in a warranty repair are warranted until the end of the machine warranty or to the end of the Case Replacement Parts Warranty, whichever is longer.

CASE PROVIDES NO WARRANTY, EXPRESS OR IMPLIED, FOR A COMPONENT OR OTHER ITEM THAT IS SEPARATELY WARRANTED TO THE PURCHASER BY ITS MANUFACTURER, SUCH AS TIRES, BATTERIES AND FUEL INJECTION COMPONENTS. CHECK WITH YOUR DEALER FOR DETAILS

### No Modification or Extension of Warranty Period

The Case Warranty is limited to the written terms in this document. Case does not authorize any person, dealer or agent to change or extend the terms of this warranty in any manner. Any assistance to the purchaser in the repair or operation of any Case product outside the terms or limitations or exclusions of this warranty will not constitute a waiver of the terms, limitations or exclusions of this warranty, nor will such assistance extend or re-establish the warranty.

### EXCLUSIVE REMEDY

**THE REMEDY OF REPAIRING A DEFECT IN MATERIALS OR WORKMANSHIP AT A CASE DEALERSHIP UNDER THE TERMS OF THIS WARRANTY IS THE PURCHASER'S EXCLUSIVE REMEDY AND IS IN LIEU OF ANY OTHER REMEDY OTHERWISE AVAILABLE.**

### This Warranty is Void If

The unit's hour meter is changed or altered, unless a Case dealer, at the direction of Case, changed the meter. If the unit is used in an application for which it is not designed or the unit has been scrapped, salvaged, stolen, junked or totaled.

**Limitation and Exclusions** The Case Warranty gives you specific legal rights and you may also have other rights, which vary, from region to region.

**THIS DOCUMENT CONTAINS THE ENTIRE CASE WARRANTY. CASE MAKES NO OTHER REPRESENTATIONS OR WARRANTIES, EXPRESSED OR IMPLIED, AND SPECIFICALLY EXCLUDES THE IMPLIED WARRANTIES OF MERCHANTABILITY AND FITNESS FOR PARTICULAR PURPOSE.\* CASE WILL NOT BE LIABLE FOR INCIDENTAL OR CONSEQUENTIAL DAMAGES RESULTING FROM A BREACH OF THE WRITTEN WARRANTY OR ANY IMPLIED WARRANTY IMPOSED BY LAW.\***

### Owner's Responsibility

The Case warranty remains in effect during the Warranty Period if the owner performs the required maintenance at the recommended intervals outlined in the product operator's manual and the unit is operated within its rated capacity. Genuine Case service parts or Case approved service parts that meet Case specifications must be used for maintenance and repair.

### What's Not Covered

- ≠ Cost associated with performing pre-delivery or scheduled inspection service.
- ≠ Repairs arising from storage deterioration, failure to maintain the equipment, negligence, alteration, improper use of the equipment, collision or other accident, vandalism, or other casualty, or operation beyond rated capacity or specification.
- ≠ Repairs arising from abuse or neglect, including but not limited to: operation without adequate coolant or lubricants, adjustments to the fuel system outside equipment specifications, over-speeding, improper storage, starting, warm-up, or shutdown practices, incorrect fuel or contaminated fuel, oil or other fluids.
- ≠ Normal maintenance services, such as engine tune-ups, engine fuel system cleaning, checks, adjustments, shimming, etc.
- ≠ Replacement of non-defective wear items expected to be replaced during the warranty period, including but not limited to: light bulbs, spark plugs, ignition points, brake or clutch linings, slip clutches, belts, chains, knives, bucket cutting edges and teeth, crawler track pads and track components, crop processing and cutting components, external drive sprockets and chains, soil engaging tools and accessories.
- ≠ Items replaced due to customer demand.
- ≠ Labor charges performed by anyone except a dealer authorized by contract to repair the equipment, unless they qualify under special provisions (i.e.; outside labor).
- ≠ Any and all travel costs for items such as towing, service calls, or transporting a unit to and from the place where the warranty service is performed, unless specifically covered by a product improvement program or units classified as heavy and/or compaction products
- ≠ Claims involving loss or damage during shipment or handling, including units subsequently sold as a "salvage" unit.
- ≠ "Salvage" or other units sold on an "as is" basis, unless otherwise specified in writing at the time of sale.
- ≠ Normal maintenance costs, including but not limited to: lubricants, coolants, fluids, fuel, filters, and associated labor. Lubricants, filters, and coolants may qualify for warranty reimbursement if they require replacement as a DIRECT RESULT of a defect in material or workmanship.
- ≠ Claims involving the inspection or reconditioning of units after storage or prior use.
- ≠ Components or items that are separately warranted directly by the manufacturer including but are not limited to: tires, tracks, engines, transmissions, batteries, fuel injection pumps, fuel injectors, etc.
- ≠ Shop comebacks: any duplicate, repeat, or comeback repair resulting from improper diagnosis, testing, or service work. This also includes repairs arising from service performed by agents not approved by Case.
- ≠ Repairs arising from any unauthorized modification to the product or the use on non-CNH Industrial parts, implements, or attachments, including but not limited to performance changing (i.e., increasing horsepower or other modifications) and/or emissions defeating modifications.
- ≠ Removal, replacement, or installation of non-CNH Industrial optional equipment, attachments or components.
- ≠ Premiums charged for overtime labor costs or out of shop expenses.
- ≠ Economic loss including lost profits, crop loss, equipment rental, or other expense.
- ≠ Unauthorized modification or updating machines without a warrantable failure based on Service Bulletin information or production changes.
- ≠ Any and all costs of special tools
- ≠ Any and all costs of dealer shop supplies incurred with repairs, including but not limited to: solvents, cleaners, anti-seize lubricants, loctite, sealant, adhesive, oil-dry, shop towels, etc. Sealant or adhesive may qualify for warranty reimbursement in certain applications requiring a large volume of sealant/ adhesive.
- ≠ Failure of the machine, its implements or attachments caused by improper field application or loading.
- ≠ Any and all costs for coolant, fuel, or lube (oil) analysis including supplies and lab recommendations.
- ≠ Cost of initial setup or installation of any optional equipment or attachments to a unit.
- ≠ Cost associated with cleaning of machine in preparation for servicing

USA mail original to CNH Industrial Capital America LLC, Attn: WLL Agreement, PO Box 3700, Lancaster, PA 17604-3700 USA  
 Overnight courier mail original to CNH Industrial Capital America LLC, Attn: WLL Agreement, 500 Diller Ave., New Holland, PA 17557  
 Canada mail original to CNH Industrial Capital America LLC, Attn: WLL Agreement, 4475 North Service Rd, Suite 301, Burlington, ON L7L4X7 Canada

Case is a registered trademark in the United States and many other countries, owned by or licensed to CNH Industrial N.V., its subsidiaries or affiliates

Original – CNH

Copy 2 – Purchaser

Copy 3 – Dealer





# Asphalt Compactors

DV AND PT SERIES



DV23 / DV26 / DV36 / DV45 / DV207 / DV209D / DV210D / DV23CC / DV26CC / DV45CC / DV209CD / DV210CD / DV213 / PT240

**SINCE 1842**



**DV23\***



**DV26\***



**DV36**



**DV45\***



**DV207\*\***



**DV209D\***



**DV210D\***



**DV213\*\***



**PT240\*\***

\*Combination roller option available

\*\*Model available in Canada only





# Flat-Out Amazing

Easy to operate, easy to maintain and easy on the operator, CASE asphalt compaction equipment is built for the daily grind without the daily grief. With dual-drum drive technology, high vibration frequencies up to 67 Hz, impressive maneuverability and standard features you won't find elsewhere, these easy machines are hard to beat.

## DV SERIES

- + Pressurized Water System
- + Standard Offset Drum Design
- + Automatic Vibration Control
- + Serviceability Second-to-None

## PT SERIES

- + Iso-Static Front Axle
- + Standard Air-on-the-Run

## COMBINATION ROLLERS

- + Vibratory Front Drum
- + Pneumatic Rear Tires



## **INSIDE THE LARGE DV**

**DV207/DV209D/DV210D/DV213**



### **SWIVEL, SLIDE AND SPIN TO SEE**

In addition to a seat that spins left or right and slides forward, the entire operator station – seat, steering console and drive lever – swivels almost 180° to reach both edges of the platform and provide operators a full view of the compacted surface, both drums and all spray bars.



### **COMMON-SENSE CONTROLS**

Dual multi-function directional levers on either side of the seat allow for right- or left-handed operation. Automatic vibration control makes it easy to avoid surface damage from starting or stopping the machine. And if manual activation is preferred, it's just a push of a button. Also, an adjustable speed control lets operators set a max speed so there's no need to worry about going too fast for the frequency of the drum. The DV209D and DV210D feature a new intuitive and innovative in-steering wheel front display. This display provides all machine diagnostics for the operator to review. The operator structure is also completely redesigned to continue to offer excellent visibility to both drums while offering a comfortable and ergonomic operating environment.





Open ROPS work platform  
provides excellent visibility  
around the machine.  
Enclosed cab available.





## **INSIDE THE SMALL DV**

**DV23/DV26/DV36/DV45**



### ***SUPERIOR SIGHT LINES***

All small DV models come standard with features to maximize visibility around the machine. For starters, a lateral-sliding seat with integrated operating lever gives operators a comfortable view of all drum edges while keeping controls within reach. A narrow front console and tapered hood improve forward visibility, while a flat-back design allows for a full view of the rear.



### ***FATIGUE-FIGHTING COMFORT***

The operator's platform is isolated from the chassis to reduce vibration from the engine and is on a heavy-duty rubber mount to help absorb shock.



### ***CONTROLS MADE SIMPLE***

Operation is easy with a steering wheel and a single lever controlling forward/reverse travel, sprinkler activation and the vibration system, which allows for automatic or manual start/stop of drum vibration.



## **INSIDE THE PT240**



### **DUAL WORK STATIONS**

The dual operating seats of the PT240 allow operators to place themselves at either edge of the machine for maximum visibility of the working side. Each station mirrors the other and offers adjustable seats and automotive-style drive controls for a familiar feel. There is also ample storage space under each seat.



### **EVERYTHING AT YOUR FINGERTIPS**

Centralized controls are easily within reach from either seat, including AOR switch, sprinkler flow selector, working lights, turn signals, emergency stop and more. The control panel also includes warning lights, speedometer and an easy to access fuse panel.





**DOMINATE WITH LARGE DV ROLLERS**  
**DV207/DV209D/DV210D/DV213**





#### **HIGH-FREQUENCY OPTION**

The CASE DV207, DV209D and DV210D are available in high-frequency models maxing out at 67 Hz. This increases the application opportunities for the CASE roller line, allowing operators to compact a more versatile array of asphalt mixes.

#### **SUPERIOR WATER SYSTEM**

Water plays a crucial role in preventing surface damage and keeping rollers clean. That's why every component of DV rollers' spray system is built to be the best.

- + Triple Filtration – Filters at the tank, pump and nozzles help prevent spray-stopping clogs and prolong component life
- + Pressurization – Maintains even water flow to all nozzles regardless of grade
- + Standard Back-Up Pump – Ensures uninterrupted production with primary and back-up pumps
- + Multiple Water Settings – Matches water pressure to the job at hand
- + Dual Fill Ports – Offers convenient access from either side

#### **HIGH-FREQUENCY OPTIONS**

The CASE high-frequency option features a low amplitude setting that is ideal for thin-layer asphalt compaction at faster speeds. Thinner layers of asphalt tend to cool quicker and use smaller aggregates that can be crushed if too much force is applied. This option increases the versatility of the DV207, DV209D and DV210D by increasing the range of applications and asphalt mixes on which they can be used.

#### **IMPRESSIVE MANEUVERABILITY**

CASE large DV rollers come standard with a hydraulically adjustable "crab steering" system that can offset the rear drum up to seven inches\*. In addition to that, a heavy-duty, roller-style articulation joint allows the machine to oscillate +/-10° to maintain drum-to-ground contact. Together, these features enable superior operation around corners, over bumps or dips, and in confined areas.

\*Seven-inch offset on DV207

## **SAVE TIME WITH SMALL DV ROLLERS**

**DV23/DV26/DV36/DV45**





#### **SUPERIOR WATER SYSTEM**

Just like their big brothers, our small DV rollers are designed with the highest-quality water system.

- + Dual Filtration – Water is filtered at both the fill point and midway through the water cycle, reducing the amount of debris that can make it to the spray nozzle
- + Pressurization – Maintains even water flow to all nozzles regardless of grade
- + High-Capacity, Corrosion-Proof Tank – Runs all day on a single tank
- + Multiple Water Settings – Matches water pressure to the job at hand



#### **STANDARD OFFSET DRUM WITH EXCELLENT CURB CLEARANCE**

The front drums of our small DV rollers are positioned about two inches off center from the back drum, allowing for a tighter turning radius, while both drums have a balanced design and a tapered edge to reduce tearing around curves and during transitions.



#### **INDUSTRY-LEADING PERFORMANCE**

Dual frequency is standard on all small DV models, with dual amplitude standard on DV36 and DV45 – helping generate outstanding compaction on any surface. An electronic control module smoothly moves the rollers forward or reverse, unlike direct-link cables, which can lurch and create waves in the compaction surface.



***PRECISION OF THE PNEUMATIC***  
***PT240***





#### **BALLAST UP TO 24 TONS**

Ideal for stabilizing soil and sand, the versatile PT240's operating weight can easily be increased to more than 52,000 pounds (24 MT). Ballasts can be attached underneath, an available watertight frame allows for fluid ballast and the machine frame can hold additional scrap.

#### **FOUR-PLUS-FOUR TIRE SETUP**

The PT240 design uses dual front axles and four rigid rear tires with a two-inch offset for a total compaction width of 78 inches (1 984 mm). The maneuverable front configuration creates a "kneading" effect for uneven surfaces, while the fixed rear axle presses materials firmly into place.

#### **ISO-STATIC FRONT AXLE**

Each pair of front tires oscillates five degrees in either direction and moves four inches up and down. This helps maintain contact with the ground at all times to minimize bridging and maximize compaction – and also creates a more comfortable ride for the operator.

#### **STANDARD AIR-ON-THE-RUN (AOR)**

Unlike most competitive models, CASE pneumatic tire compactors come standard with AOR. This automatic central tire inflation system ensures consistent pressure to all eight tires at all times, and allows for easy adjustment of tire pressure to meet ground conditions and compaction needs.

#### **ASPHALT ADD-ONS**

The PT240 also offers a triple-filtration water system with a pressurized, polyethylene tank and sprinkler bars for the front and rear tires. Optional thermal aprons keep heat close to the tires to prevent asphalt from sticking. Cocoa mats are also available.



# MAINTENANCE MADE EASY

## SERVICEABILITY IS IN OUR DNA

When you invest in CASE equipment, you need it to last. We make it simple. CASE DV and PT Series rollers are no exception. From their open-access hoods to grouped, ground-level checkpoints, you can do daily maintenance in a matter of minutes. It's the easiest way to help you get the most performance and longest life out of your machine.



### Easy access to DVS

- |   |                               |  |
|---|-------------------------------|--|
| 1 Spin-on fuel, oil and hydraulic filters | 5 Engine                      | 9 Greaseless Teflon articulation joint (Small DVs) |
| 2 Vertical-lift rear hood (Large DVs)     | 6 Oil fill                    | 10 Flip-forward hood (Small DVs)                   |
| 3 Drive motor or eccentric motor          | 7 Dual fill ports (Large DVs) | 11 No tool access, swing out doors                 |
| 4 Heavy-duty articulation joint           | 8 Spray nozzles               |  |



#### Easy access to PT

- 12** Drains for engine oil, gearbox oil and water
- 13** Water fill
- 14** Service doors
- 15** Flip-up hood
- 16** Hydraulic check

## **SUPPORT COMES STANDARD**

### **BASE & EXTENDED WARRANTY COVERAGE:**

#### **1-YEAR/UNLIMITED-HOUR FULL-COVERAGE BASE LIMITED WARRANTY**

#### **2-YEAR/2,000-HOUR EXTENDED ENGINE WARRANTY**

Discuss the extended engine warranty coverage details with your dealer.

#### **UPTIME SOLUTIONS**

Your CASE dealer can provide solutions to meet all your needs and keep you productive.



#### **STRONGER PRODUCT SUPPORT SOLUTIONS**

Your CASE dealer knows best how you can maximize your equipment investment and uptime—with genuine CASE parts, expert service and a complete range of product support solutions including CASE remanufactured and all-makes parts. CASE supports better parts availability and faster deliveries through nine parts distribution centers in North America and a forecasting system to ensure that the right parts will be there when you need them. And only CASE dealers have exclusive access to the Electronic Service Tool (EST) that quickly pinpoints machine issues. Just ask your dealer for details.



#### **FLEXIBLE FINANCIAL OPTIONS**

Specialized finance programs and flexible leasing packages put you in the driver's seat of industry-leading CASE equipment while no-nonsense warranties and comprehensive protection plans ensure that your equipment is protected. As the only finance company dedicated to CASE, we offer strong products and services designed around your unique needs and are the only ones supported by the helpful service professionals at your CASE dealer.

\*Please see your CASE dealer for limitations, exclusions and confirmation of policies in effect.









## REMOTE CONTROL



Available on large DV Series rollers and the PT240, CASE SiteWatch™ telematics breaks the boundaries of fleet management by allowing you to monitor and manage multiple machines from your office, wherever that may be. No more manually tracking down engine hours and fuel levels. Get real-time performance metrics, idle-time analytics, scheduled maintenance intervals and programmable security alerts sent to any computer, anytime, anywhere.



# SPECIFICATIONS AND DIMENSIONS

SPECIFICATIONS	DV23	DV23CC	DV26	DV26CC	DV36	DV45	DV45CC	DV207	DV209D	DV209CD	DV210D	DV210CD	DV213		PT240
Engine	Yanmar 3TNV88	Yanmar 3TNV88	Yanmar 3TNV88	Yanmar 3TNV88	Yanmar 4TNV88	Yanmar 4TNV88	Yanmar 4TNV88	Cummins BTAA 3.3-C80	Deutz TCD 3.6L4	Deutz TCD 3.6L4	Deutz TCD 3.6L4	Deutz TCD 3.6L4	Cummins QSB 4.5-C130	Engine	Cummins QSB 3.3 C99
Emissions Certification Solutions	Tier 4 Interim	Tier 4 Interim	Tier 4 Interim	Tier 4 Interim	Tier 4 Interim	Tier 4 Interim	Tier 4 Interim	Tier 3	Tier 4 Final	Tier 4 Final	Tier 4 Final	Tier 4 Final	Tier 3	Emissions Certification Solutions	Tier 3
Gross Horsepower – hp (kW)	32.5 (24.2) @ 2600 RPM	32.5 (24.2) @ 2600 RPM	32.5 (24.2) @ 2600 RPM	32.5 (24.2) @ 2600 RPM	41.6 (31.0) @ 2500 RPM	41.6 (31.0) @ 2500 RPM	40.8 (30.0) @ 2500 RPM	80.0 (59.7) @ 2100 RPM	100.0 (74.4) @ 2200 RPM	100.0 (74.4) @ 2200 RPM	100.0 (74.4) @ 2200 RPM	100.0 (74.4) @ 2200 RPM	130.0 (96.9) @ 2200 RPM	Gross Horsepower – hp (kW)	99 (73.8) @ 2200 RPM
Maximum Travel Speed – mph (kph)	6.2 (10.0)	6.2 (10.0)	6.2 (10.0)	6.2 (10.0)	6.2 (10.0)	6.2 (10.0)	6.2 (10.0)	7.1 (11.4)	6.5 (10.5)	6.5 (10.5)	6.5 (10.5)	6.5 (10.5)	7.1 (11.4)	Maximum Travel Speed – mph (kph)	12 (19.3)
Gradeability (vibration off)	30° (40°)	30° (40°)	30° (40°)	30° (40°)	30° (40°)	30° (40°)	30° (40°)	20° (30°)	30%	30%	30%	30%	40%	Gradeability	25%
Operating Weight – lb (kg)	4,960 (2 250)	4,740 (2 150)	5,423 (2 460)	4,913 (2 230)	8,245 (3 740)	10,296 (4 670)	9,535 (4 325)	16,226 (7 360)	21,080 (9 560)	20,750 (9 410)	22,930 (10 400)	22,440 (10 180)	28,718 (13 026)	Operating Weight – lb (kg)	20,525 (9 310)
Front Drum Weight – lb (kg)	2,700 (1 225)	2,700 (1 225)	2,921 (1 325)	2,921 (1 325)	4,740 (2 150)	5,621 (2 550)	5,621 (2 550)	8,267 (3 750)	10,520 (4 770)	10,520 (4 770)	11,490 (5 210)	11,490 (5 210)	14,561 (6 605)	Maximum Operating Weight – lb (kg)	52,910 (24 000)
Rear Drum Weight – lb (kg)	2,700 (1 225)	–	2,921 (1 325)	–	4,740 (2 150)	5,621 (2 550)	–	7,959 (3 610)	10,560 (4 790)	–	11,440 (5 190)	–	14,164 (6 425)	Outside Turning Radius l/r – in (mm)	392/344 (9 960/ 8 735)
Inside Turning Radius – in (m)	93 (2 350)	89 (2 250)	89 (2 250)	89 (2 250)	102 (2 581)	102 (2 581)	103 (2 621)	181.2 (4 602)	215 (5 470)	215 (5 470)	215 (5 470)	215 (5 470)	147 (3 730)	Inside Turning Radius l/r – in (mm)	243/239 (6 180/ 6 065)
Fuel Tank Capacity – gal (L)	10.6 (40)	10.6 (40)	10.6 (40)	10.6 (40)	15.6 (59)	15.6 (59)	15.6 (59)	29.1 (110)	58.1 (220)	58.1 (220)	58.1 (220)	58.1 (220)	55.5 (210)	Fuel Tank Capacity – gal (L)	66.0 (250)
Frequency Low - High* – VPM (Hz)	3,480 - 3,960 (58 - 66)	3,480 - 3,960 (58 - 66)	3,480 - 3,960 (58 - 66)	3,480 - 3,960 (58 - 66)	2,700 - 3,420 (45 - 57)	2,700 - 3,420 (45 - 57)	2,700 - 3,420 (45 - 57)	2,580 - 3,120 (43 - 52)	2,520 - 4,020 (42 - 67)	2,520 - 4,020 (42 - 67)	2,520 - 4,020 (42 - 67)	2,520 - 4,020 (42 - 67)	2,520 - 3,000 (42 - 50)		
DIMENSIONS	DV23	DV23CC	DV26	DV26CC	DV36	DV45	DV45CC	DV207	DV209D	DV209CD	DV210D	DV210CD	DV213		PT240
Wheelbase	64.2 in (1 630 mm)	64.2 in (1 630 mm)	64.2 in (1 630 mm)	64.2 in (1 630 mm)	76.8 in (1 950 mm)	76.8 in (1 950 mm)	79.1 in (2 008 mm)	128.4 in (3 260 mm)	137.8 in (3 500 mm)	137.8 in (3 500 mm)	137.8 in (3 500 mm)	137.8 in (3 500 mm)	139.0 in (3 540 mm)	Wheelbase	149.6 in (3 800 mm)
Drum Diameter	27.6 in (700 mm)	27.6 in (700 mm)	27.6 in (700 mm)	27.6 in (700 mm)	33.5 in (850 mm)	33.5 in (850 mm)	33.5 in (850 mm)	45.3 in (1 150 mm)	48.0 in (1 220 mm)	48.0 in (1 220 mm)	48.0 in (1 220 mm)	48.0 in (1 220 mm)	51.0 in (1 300 mm)	Tire Size	11.0 x 20 18PR
Ground Clearance	10.8 in (275 mm)	10.8 in (275 mm)	10.8 in (275 mm)	10.8 in (275 mm)	12.8 in (325 mm)	12.8 in (325 mm)	12.8 in (325 mm)	9.5 in (240 mm)	11.8 in (300 mm)	11.8 in (300 mm)	11.8 in (300 mm)	11.8 in (300 mm)	13.4 in (340 mm)	Ground Clearance	13.4 in (340 mm)
Overall Height	100.4 in (2 550 mm)	100.4 in (2 550 mm)	100.4 in (2 550 mm)	100.4 in (2 550 mm)	111.0 in (2 826 mm)	111.0 in (2 826 mm)	111.0 in (2 826 mm)	116.1 in (2 950 mm)	118.0 in (3 000 mm)	118.0 in (3 000 mm)	118.0 in (3 000 mm)	118.0 in (3 000 mm)	120.0 in (3 050 mm)	Overall Height	122.4 in (3 110 mm)
Overall Length	98.7 in (2 506 mm)	98.7 in (2 506 mm)	98.7 in (2 506 mm)	98.7 in (2 506 mm)	117.0 in (2 971 mm)	117.0 in (2 971 mm)	117.0 in (2 971 mm)	174.0 in (4 410 mm)	185.0 in (4 720 mm)	185.0 in (4 720 mm)	185.0 in (4 720 mm)	185.0 in (4 720 mm)	193.0 in (4 890 mm)	Overall Length	197.6 in (5 020 mm)
Drum Width	39.4 in (1 001 mm)	39.4 in (1 001 mm)	47.2 in (1 199 mm)	47.2 in (1 200 mm)	51.2 in (1 300 mm)	54.3 in (1 379 mm)	54.3 in (1 379 mm)	57.0 in (1 448 mm)	66.0 in (1 680 mm)	66.0 in (1 680 mm)	66.0 in (1 680 mm)	66.0 in (1 680 mm)	83.0 in (2 108 mm)	Compaction Width	78.1 in (1 984 mm)
Overall Width	44.4 in (1 129 mm)	52.5 in (1 334 mm)	52.5 in (1 334 mm)	50.9 in (1 294 mm)	56.0 in (1 423 mm)	59.1 in (1 503 mm)	57.6 in (1 463 mm)	60.6 in (1 540 mm)	71.0 in (1 800 mm)	71.0 in (1 800 mm)	71.0 in (1 800 mm)	71.0 in (1 800 mm)	87.0 in (2 220 mm)	Overall Width of Fixed Parts	82.7 in (2 100 mm)
Drum Thickness	0.51 in (13 mm)	0.51 in (13 mm)	0.50 in (13 mm)	0.50 in (13 mm)	0.70 in (17 mm)	0.70 in (17 mm)	0.70 in (17 mm)	0.60 in (15 mm)	0.90 in (22 mm)	0.90 in (22 mm)	0.90 in (22 mm)	0.90 in (22 mm)	0.79 in (20 mm)	Tire Overlap	2.0 in (51 mm)

\*Frequency range includes standard and high frequency models when applicable





## ***BUILDING A STRONG CASE***

Since 1842, we at CASE Construction Equipment have lived by an unwavering commitment to build practical, intuitive solutions that deliver both efficiency and productivity. We continually strive to make it easier for our customers to implement emerging technologies and new compliance mandates.

Today, our global scale combined with our local expertise enables us to keep customers' real-world challenges at the center of our product development. This focus has led to numerous innovations like Ride Control™, EZ-EH controls, blade shake, PowerLift™, over-center boom design and the peace of mind that only CASE ProCare provides.

Every CASE machine is backed by more than 350 North American dealer locations, thousands of OEM, remanufactured and Gold Value™ parts, and flexible financing and insurance options that provide the kind of reliable, steadfast support you expect from a professional partner.

We are passionate about improving the lives of others, whether investing in our veterans or raising awareness about local infrastructure initiatives through Dire States. Our goal is to build both stronger machines — and stronger communities.

At the end of the day, we do what's right by our customers and our communities so that they can count on CASE.

***CaseCE.com/AsphComp***

©2017 CNH Industrial America LLC. All rights reserved. CASE is a trademark registered in the United States and many other countries, owned by or licensed to CNH Industrial N.V., its subsidiaries or affiliates. CNH Industrial Capital is a trademark in the United States and many other countries, owned by or licensed to CNH Industrial N.V., its subsidiaries or affiliates. Printed in U.S.A. Contains 10% post-consumer fiber.

Form No. CCE201705ASPHCOMP  
Replaces Form No. CCE201404ASPHCOMP

IMPORTANT: CASE Construction Equipment Inc. reserves the right to change these specifications without notice and without incurring any obligation relating to such change. Availability of some models and equipment builds vary according to the country in which the equipment is used. The illustrations and text may include optional equipment and accessories and may not include all standard equipment. Your CASE dealer/distributor will be able to give you details of the products and their specifications available in your area.



CASE Construction Equipment is biodiesel-friendly. NOTE: All engines meet current EPA emissions regulations. All specifications are stated in accordance with SAE Standards or Recommended Practices, where applicable.



Always read the Operator's Manual before operating any equipment. Inspect equipment before using it, and be sure it is operating properly. Follow the product safety signs and use any safety features provided.



# Soil Compactors

SV AND PT SERIES



SV208 / SV208D / SV212 / SV216 / PT240

**SINCE 1842**





**SV208\***



**SV208D**



**SV212\***



**SV216\***



**PT240\***

\*Model available in Canada only

# More Compaction Per Pass

With four machines that deliver unmatched gradeability and industry-leading performance, the SV Series are real difference-makers in compaction applications. They can work in places competitors just can't, such as water retention areas or steep traffic grades. And from ground prep to final pass, the PT pneumatic tire compactor has the versatility contractors need. Plus, both the SV and PT soil compactors offer superior serviceability and are as durable as they come.

## SV SERIES

- + Industry-Best Gradeability
- + Best-in-Class Centrifugal Force
- + Hydrostatic Drive System
- + Superior Drum Design

## PT SERIES

- + Iso-Static Front Axle
- + Standard Air-on-the-Run









## INSIDE THE SV



### **OPEN OPERATING ENVIRONMENT**

All SV Series models come standard with an open ROPS-certified canopy\* and a narrow front console to maximize visibility of the drum and work area. The operating platform can also be accessed from either side for added convenience.

\*Enclosed cab with heat and air available



### **EXCEPTIONAL REAR VISIBILITY**

Visibility behind the machine is invaluable for compaction, where nearly half of operating time is spent in reverse. That's why the SV Series is designed with a fully adjustable swivel seat that rotates 50°. Coupled with one of the lowest-profile hoods in the industry, operators can see more with less strain.



### **INTUITIVE CONTROLS**

The heavy-duty front console is made of metal for longer component life and offers simple controls that are easy to learn. There's also an integrated travel lever, with push-button vibration activation, that swivels with the seat to keep operators comfortably in control.





## ***INSIDE THE PT***



### ***DUAL WORK STATIONS***

The dual operating seats of the PT240 allow operators to place themselves at either edge of the machine for maximum visibility of the working side. Each station mirrors the other and offers adjustable seats and automotive-style drive controls for a familiar feel. There is also ample storage space under each seat.



### ***EVERYTHING AT YOUR FINGERTIPS***

Centralized controls are easily within reach from either seat, including AOR switch, sprinkler flow selector, working lights, turn signals, emergency stop and more. The control panel also includes warning lights, speedometer and an easy to access fuse panel.



## STRENGTH IN THE SV

### SEVERAL SV SETUPS

SV Series compactors offer multiple configurations to meet demanding applications:

- + Automatic Traction Control (ATC) – Maintains consistent flow to all drive motors to improve traction control
- + HX Drive provides improved speed and gradeability and, when coupled with excellent torque, you have the equipment features needed to get the job done.







#### **UNRIVALED LEVEL OF GRADEABILITY**

Compacts where others can't: SV Series rollers are able to compact while holding an industry-leading grade of up to 65%. It's made possible by the low center of gravity resulting from our axle-free design, which allows the engine to sit lower, helping hold the drum to the ground.



#### **HYDROSTATIC DRIVE SYSTEM**

All SV Series rollers use three separate hydrostatic motors to drive the drum and each rear wheel. By eliminating the rear axle, the engine sits lower between the tires, making it more accessible and minimizing hood height for greater visibility.



#### **BEST-IN-CLASS CENTRIFUGAL FORCE**

Higher lifts, deeper depths and fewer passes – get the job done quicker, thanks to some of the highest centrifugal forces of their class. You can even use a smaller, more fuel-efficient CASE machine to achieve compaction equal to that of a larger class, reducing your cost of ownership.



#### **THE DRUM MAKES THE DIFFERENCE**

CASE roller drums are designed inside and out for superior performance, straighter travel and a smoother ride. Weight is evenly distributed throughout the drum to help reduce drift and maintain constant compaction during each rotation, while a heavy-duty rubber iso-mount enhances comfort by keeping vibrations from spreading to the machine.



60% Front

40% Rear

#### **IDEAL WEIGHT DISTRIBUTION**

The SV Series offers a weight distribution of 40% in the rear and 60% in the front. The heavier front end enhances compaction forces and reduces the risk of the drum "jumping" off the ground.

## ***PRECISION OF THE PT***





#### **POWER TO PERFORM**

A 99-horsepower, turbocharged engine with standard power-shift transmission and high-capacity, 66-gal. fuel tank keep the PT240 on the job for long days full of long passes.



#### **ISO-STATIC FRONT AXLE**

Each pair of front tires oscillates five degrees in either direction and moves four inches up and down. This helps maintain contact with the ground at all times to minimize bridging and maximize compaction, and it also creates a more comfortable ride for the operator.



#### **FOUR-PLUS-FOUR TIRE SETUP**

The PT240 design uses dual front axles and four rigid rear tires with a two-inch offset for a total compaction width of 78 inches (1 986 mm). The maneuverable front configuration creates a “kneading” effect for uneven surfaces, while the fixed rear axle presses materials firmly into place.



#### **STANDARD AIR-ON-THE-RUN (AOR)**

Unlike most competitive models, CASE pneumatic tire compactors come standard with AOR. This automatic central tire inflation system ensures consistent pressure to all eight tires at all times, and allows for easy adjustment of tire pressure to meet ground conditions and compaction needs.



#### **BALLAST UP TO 24 TONS**

Ideal for stabilizing soil and sand, the versatile PT240's operating weight can easily be increased to more than 52,000 pounds (24 MT). Ballasts can be attached underneath, an available watertight frame allows for fluid ballast and the machine frame can hold additional scrap.

# MAINTENANCE MADE EASY

## SERVICEABILITY IS IN OUR DNA

When you invest in CASE equipment, you need it to last. We make it simple. CASE SV and PT compactors are no exception. From flip-up hoods to ground-level service points to easy-access drains, you can do daily maintenance in a matter of minutes. It's the easiest way to help you get the most performance and longest life out of your machine.



### Easy access to SV

- ① Oil fill
- ② Air filters
- ③ Lockable fuel cap
- ④ Dual batteries
- ⑤ Cooling system
- ⑥ Flip-up hood
- ⑦ Tiltable operating platform
- ⑧ Hydraulic hose routing

### Service-free features

- + Heavy-duty rubber drum mount
- + Self-lubricating exciter system
- + High-capacity roller bearing



#### Easy access to PT

- ⑨ Drains for engine oil, gearbox oil and water
- ⑩ Water fill for watertight frame

- ⑪ Service doors
- ⑫ Flip-up hood
- ⑬ Hydraulic check



## **SUPPORT COMES STANDARD**

### **BASE & EXTENDED WARRANTY COVERAGE\***

#### **1-YEAR/UNLIMITED-HOUR FULL-COVERAGE BASE LIMITED WARRANTY**

#### **2-YEAR/2,000-HOUR EXTENDED ENGINE WARRANTY**

Discuss the extended engine warranty coverage details with your dealer.

### **UPTIME SOLUTIONS**

Your CASE dealer can provide solutions to meet all your needs and keep you productive.



### **STRONGER PRODUCT SUPPORT SOLUTIONS**

Your CASE dealer knows best how you can maximize your equipment investment and uptime—with genuine CASE parts, expert service and a complete range of product support solutions including CASE remanufactured and all-makes parts. CASE supports better parts availability and faster deliveries through nine parts distribution centers in North America and a forecasting system to ensure that the right parts will be there when you need them. And only CASE dealers have exclusive access to the Electronic Service Tool (EST) that quickly pinpoints machine issues. Just ask your dealer for details.



### **FLEXIBLE FINANCIAL OPTIONS**

Specialized finance programs and flexible leasing packages put you in the driver's seat of industry-leading CASE equipment while no-nonsense warranties and comprehensive protection plans ensure that your equipment is protected. As the only finance company dedicated to CASE, we offer strong products and services designed around your unique needs and are the only ones supported by the helpful service professionals at your CASE dealer.

\*Please see your CASE dealer for limitations, exclusions and confirmation of policies in effect.









## REMOTE CONTROL

**SiteWatch™**

Available on SV Series compactors and the PT240, CASE SiteWatch™ telematics breaks the boundaries of fleet management by allowing you to monitor and manage multiple machines from your office, wherever that may be. No more manually tracking down engine hours and fuel levels. Get real-time performance metrics, idle-time analytics, scheduled maintenance intervals and programmable security alerts sent to any computer, anytime, anywhere.



## SPECIFICATIONS AND DIMENSIONS

SPECIFICATIONS	SV208	SV208D	SV212	SV216		PT240
<b>Engine</b>	Cummins QSB 3.3 C99	Deutz TCD 4.1	Cummins QSB 4.5	Cummins QSB 4.5	<b>Engine</b>	Cummins QSB 3.3 C99
<b>Emissions Certification Solutions</b>	Tier 3	Tier 4 Final	Tier 3	Tier 3	<b>Emissions Certification Solutions</b>	Tier 3
<b>Gross Horsepower – hp (kW)</b>	99 (73.8)	74.3 (55.4)	148 (110)	148 (110)	<b>Gross Horsepower – hp (kW)</b>	99 (74)
<b>Maximum Travel Speed – mph (kph)</b>	8.7 (14.0)	8.7 (14.0)	8.5 (13.7)	7.5 (12.2)	<b>Maximum Travel Speed – mph (kph)</b>	11.8 (19.0)
<b>Gradeability (with traction assist)</b>	65%	65%	66%	65%	<b>Gradeability</b>	25%
<b>Operating Weight Smooth Drum without Cab – lb (kg)</b>	15,170 (6 880)	15,170 (6 880)	25,530 (11 580)	33,730 (15 300)	<b>Operating Weight – lb (kg)</b>	21,140 (9 590)
<b>Operating Weight Padfoot Drum without Cab – lb (kg)</b>	26,500 (12 020)	17,570 (7 970)	26,870 (12 188)	33,530 (15 209)	<b>Maximum Operating Weight – lb (kg)</b>	52,910 (24 000)
<b>Smooth Drum Weight – lb (kg)</b>	8,844 (4 012)	8,800 (3 990)	16,212 (7 354)	24,066 (10 916)	<b>Outside Turning Radius l/r – in (mm)</b>	392/344 (9 960/8 735)
<b>Inside Turning Radius – in (m)</b>	122 (3.09)	126 (3.2)	120 (3.05)	120 (3.05)	<b>Inside Turning Radius l/r – in (mm)</b>	243/239 (6 180/6 065)
<b>Fuel Tank Capacity – gal (L)</b>	72.7 (275)	67.36 (255)	108 (410)	108 (410)	<b>Fuel Tank Capacity – gal (L)</b>	66.0 (250)
<b>Centrifugal Force – lbf (kN)</b>	32,586 (145)	32,586 (145)	62,250 (277)	73,037 (325)		

DIMENSIONS	SV208	SV208D	SV212	SV216		PT240
<b>Wheelbase</b>	100.8 in (2.6 m)	106.0 in (2.7 m)	113.0 in (2.9 m)	115.4 in (2.9 m)	<b>Wheelbase</b>	149.6 in (3 800 mm)
<b>Smooth Drum Diameter</b>	51.0 in (1.3 m)	51.0 in (1.3 m)	59.0 in (1.5 m)	59.0 in (1.5 m)	<b>Tire Size</b>	11.0 x 20 18PR
<b>Padfoot Drum Diameter</b>	55.0 in (1.4 m)	55.0 in (1.4 m)	64.6 in (1.64 m)	64.6 in (1.64 m)	<b>Ground Clearance</b>	13.4 in (340 mm)
<b>Ground Clearance</b>	15.2 in (0.39 m)	15.2 in (0.39 m)	17.3 in (0.44 m)	17.3 in (0.44 m)	<b>Overall Height</b>	122.4 in (3 110 mm)
<b>Overall Height</b>	113.0 in (2.87 m)	113.0 in (2.87 m)	121.0 in (3.1 m)	121.0 in (3.1 m)	<b>Overall Length</b>	197.6 in (5 020 mm)
<b>Overall Length</b>	205.0 in (5.2 m)	207.5 in (5.3 m)	227.0 in (5.8 m)	232.3 in (5.9 m)	<b>Compaction Width</b>	78.2 in (1 986 mm)
<b>Drum Width</b>	66.0 in (1.68 m)	66.0 in (1.68 m)	84.0 in (2.13 m)	84.0 in (2.13 m)	<b>Overall Width of Fixed Parts</b>	82.7 in (2 100 mm)
<b>Overall Width</b>	67.7 in (1.7 m)	73.9 in (1.9 m)	88.9 in (2.25 m)	88.9 in (2.25 m)	<b>Tire Overlap</b>	2.01 in (51 mm)
<b>Frame Extensions</b>	1.4 in (0.035 m)	3.85 in (0.098 m)	4.0 in (0.11 m)	4.0 in (0.11 m)		
<b>Drum Thickness</b>	1.0 in (0.025 m)	1.0 in (0.025 m)	1.0 in (0.025 m)	1.6 in (0.04 m)		



## ***BUILDING A STRONG CASE***

Since 1842, we at CASE Construction Equipment have lived by an unwavering commitment to build practical, intuitive solutions that deliver both efficiency and productivity. We continually strive to make it easier for our customers to implement emerging technologies and new compliance mandates.

Today, our global scale combined with our local expertise enables us to keep customers' real-world challenges at the center of our product development. This focus has led to numerous innovations like Ride Control™, EZ-EH controls, blade shake, PowerLift™, over-center boom design and the peace of mind that only CASE ProCare provides.

Every CASE machine is backed by more than 350 North American dealer locations, thousands of OEM, remanufactured and Gold Value™ parts, and flexible financing and insurance options that provide the kind of reliable, steadfast support you expect from a professional partner.

We are passionate about improving the lives of others, whether investing in our veterans or raising awareness about local infrastructure initiatives through Dire States. Our goal is to build both stronger machines — and stronger communities.

At the end of the day, we do what's right by our customers and our communities so that they can count on CASE.

***CaseCE.com/SoilComp***

©2017 CNH Industrial America LLC. All rights reserved. CASE is a trademark registered in the United States and many other countries, owned by or licensed to CNH Industrial N.V., its subsidiaries or affiliates. CNH Industrial Capital is a trademark in the United States and many other countries, owned by or licensed to CNH Industrial N.V., its subsidiaries or affiliates. Printed in U.S.A. Contains 10% post-consumer fiber.

**Form No. CCE201705SOILCOMP**  
Replaces Form No. CCE201404SOILCOMP

IMPORTANT: CASE Construction Equipment Inc. reserves the right to change these specifications without notice and without incurring any obligation relating to such change. Availability of some models and equipment builds vary according to the country in which the equipment is used. The illustrations and text may include optional equipment and accessories and may not include all standard equipment. Your CASE dealer/distributor will be able to give you details of the products and their specifications available in your area.



CASE Construction Equipment is biodiesel-friendly. NOTE: All engines meet current EPA emissions regulations. All specifications are stated in accordance with SAE Standards or Recommended Practices, where applicable.



Always read the Operator's Manual before operating any equipment. Inspect equipment before using it, and be sure it is operating properly. Follow the product safety signs and use any safety features provided.





**CASE**  
CONSTRUCTION

# CASE PROTECTION PLAN

FOR NEW & USED  
CONSTRUCTION EQUIPMENT

## ADVANTAGES OF THE CASE PROTECTION PLAN

### PEACE OF MIND

Provides protection beyond the Manufacturer's Base Warranty Period.

### FLEXIBLE OPTIONS

Plans can be customized to meet individual needs.

### FINANCING AVAILABLE

Plans may be financed on CNH Industrial Capital America LLC. (CNH Industrial Capital) retail installment contracts and leases (retail contract) or commercial revolving accounts.

### DEPENDABLE SERVICE

Eligible repairs completed by authorized service technicians using genuine OEM parts.

### TRANSFERABLE PROTECTION

New Equipment Plans may be transferred to a new owner at no charge.

## PRODUCTS DESIGNED TO MEET YOUR NEEDS

We understand the equipment business. That's why we offer these additional products to help keep your operation running smoothly.

### CREDIT LIFE INSURANCE

Provides life insurance coverage to help pay off the balance due on equipment financed with CNH Industrial Capital, in the event of insured's death.

### RENTAL DAMAGE WAIVER

Helps protect rented equipment against most causes of direct physical loss or damage.

### PHYSICAL DAMAGE INSURANCE

Provides coverage to repair or replace insured equipment in the event of direct physical loss or damage.

## GETTING STARTED

For more information, contact your local CASE dealer or call CNH Industrial Insurance Agency Inc. at 1-866-559-6814.

**cnh** INDUSTRIAL  
INSURANCE



**cnh** INDUSTRIAL  
INSURANCE

This literature is descriptive only. The precise protection afforded is subject to the terms, conditions and exclusions of the contract as issued. Program participation for all products is subject to customer credit qualification and/or other underwriting requirements. Programs may be changed or cancelled without notice. All insurance products offered through CNH Industrial Insurance Agency Inc. are underwritten by licensed insurance companies. Capitalized terms used in this literature, unless defined herein, have the meanings assigned to them in the contract as issued.

©2014 CNH Industrial Insurance Agency Inc. All rights reserved. CNH Industrial Insurance Agency Inc. is an AmTrust Financial company. CASE is a trademark registered in the United States and many other countries, owned by or licensed to CNH Industrial N.V., its subsidiaries or affiliates. CNH Industrial Insurance logo is a trademark in the United States and many other countries, owned by or licensed to CNH Industrial N.V., its subsidiaries or affiliates.

Form #50033 Rev. 04/2014

# PROTECT YOUR EQUIPMENT BEYOND THE BASE WARRANTY PERIOD



## CASE PROTECTION PLAN

When the unexpected occurs, you need to know that your equipment is protected. The CASE Protection Plan is a purchased service contract designed to help keep your equipment working properly beyond the Manufacturer's Base Warranty Period.

Select the Plan Option that best meets your needs:

### NEW EQUIPMENT PLAN OPTIONS

- Structural
- Powertrain
- Powertrain Plus Hydraulics
- Premier

New Equipment Plans are available for Protection Periods of up to 60 total months or 7,500 total machine hours, whichever occurs first. The Protection Period you select includes the Manufacturer's Base Warranty Period.

### USED EQUIPMENT PLAN OPTIONS

- Powertrain
- Powertrain Plus Hydraulics

Used Equipment Plans are available for Protection Periods of up to 36 months or 6,000 machine hours, whichever occurs first, for eligible equipment that is beyond the Manufacturer's Base Warranty Period.

**STAY PRODUCTIVE WITH A CASE PROTECTION PLAN.**

### NEW EQUIPMENT PLAN OPTIONS\*

Eligible Components	Structural**	Powertrain	Powertrain Plus Hydraulics	Premier	Powertrain	Powertrain Plus Hydraulics
Engine		•	•	•	•	•
Transmission		•	•	•	•	•
Drive Line		•	•	•	•	•
Differential / Final Drive		•	•	•	•	•
Hydrostatic Pump and Motor		•	•	•	•	•
Electronic Controls		•	•	•	•	•
Fuel System		•	•	•	•	•
Steering Pump			•	•		
Hydraulic Pumps			•	•		•
Hydraulic Valves			•	•		•
Hydraulic Cylinders			•	•		•
Hydraulic Hoses			•	•		•
Electrical				•		
Chassis	•					
Main Frame	•					
ROPS	•					
Boom	•					

\* See your dealer for the CASE Protection Plan Master Parts Schedule and Terms and Conditions document for exact Plan details and exclusions.

\*\* May be purchased separately or with Powertrain, Powertrain Plus Hydraulics or Premier New Equipment Plan Options.

### NEW EQUIPMENT PLANS

- Equipment that is within the Manufacturer's Base Warranty Period, or up to 120 days beyond the expiration of the Manufacturer's Base Warranty Period, may be eligible for a New Equipment Plan.

### USED EQUIPMENT PLANS

- Equipment that is less than seven years old and has less than 7,000 machine hours, may be eligible for a Used Equipment Plan.





# CONTRACT

State of Oklahoma

Dispatch via Print

Supplier 0000186655  
 WARREN CAT  
 PO BOX 270720  
 OKLAHOMA CITY OK 73137-0720  
 USA

<b>Contract ID</b> 000000000000000000004986			Page 1 of 2	
<b>Contract Dates</b> 11/01/2017 to 10/31/2018		<b>Currency</b> USD	<b>Rate Type</b> CRRNT	<b>Rate Date</b> PO Date
<b>Description:</b> SW195			<b>Contract Maximum</b> 0.00	
<b>TYPE: STATEWIDE</b>				

Tax Exempt? Y Tax Exempt ID:736017987

## Contract Lines:

Line #	Cat CD / Item ID / Item Desc	UOM	Minimum Order Qty	Amt	Maximum / Open Qty	Amt
1	22101511 / 1000030463 ROAD MAINTENANCE: Compactor/Vibratory	EA	1.00	0.00	0.00	0.00
2	22101511 / 1000030467 ROAD MAINTENANCE: Compactor/Combination	EA	1.00	0.00	0.00	0.00
3	22101511 / 1000030464 ROAD MAINTENANCE: Compactor/ Padfoot Soil	EA	1.00	0.00	0.00	0.00
4	22101511 / 1000030465 ROAD MAINTENANCE: Compactor/Smooth Drum	EA	1.00	0.00	0.00	0.00
5	22101505 / 1000030471 ROAD MAINTENANCE: Rollers/Pneumatic	EA	1.00	0.00	0.00	0.00
6	22101511 / 1000030466 ROAD MAINTENANCE: Compactor/Landfill	EA	1.00	0.00	0.00	0.00
7	22101600 / 1000030451 ROAD MAINTENANCE: Reclaimer	EA	1.00	0.00	0.00	0.00
8	22101600 / 1000030456 ROAD MAINTENANCE: Stabilizers	EA	1.00	0.00	0.00	0.00
9	22101607 / 1000030447 ROAD MAINTENANCE: Paver/Track	EA	1.00	0.00	0.00	0.00
10	22101607 / 1000030446 ROAD MAINTENANCE: Pavers/Wheel	EA	1.00	0.00	0.00	0.00
11	22101603 / 1000030462 ROAD MAINTENANCE: Road Wideners	EA	1.00	0.00	0.00	0.00
12	22101521 / 1000030445 ROAD MAINTENANCE: Scraper	EA	1.00	0.00	0.00	0.00

Final = The price is final after adjustments  
 Hard = Apply adjustments regardless of other adjustments  
 Skip = Skip adjustments if any other adjustments have been applied

**Authorized Signature**

Signed documents on file in Central Purchasing.



# CONTRACT

State of Oklahoma

Dispatch via Print

Supplier 0000186655  
WARREN CAT  
PO BOX 270720  
OKLAHOMA CITY OK 73137-0720  
USA

Contract ID			Page	
0000000000000000000000004986			2 of 2	
Contract Dates		Currency	Rate Type	Rate Date
11/01/2017 to 10/31/2018		USD	CRRNT	PO Date
Description:			Contract Maximum	
SW195			0.00	
TYPE: STATEWIDE				

Tax Exempt? Y Tax Exempt ID:736017987

## Contract Lines:

Line #	Cat CD / Item ID / Item Desc	UOM	Minimum Order Qty	Amt	Maximum / Open Qty	Amt
13	25101920 / 1000030470 ROAD MAINTENANCE: Water tank trucks	EA	1.00	0.00	0.00	0.00
14	25101919 / Commercial Road Broom	EA	1.00	0.00	0.00	0.00
	Contract Base Pricing		0.01000	EA		0002
15	25101919 / Road Broom parts/accessories	EA	1.00	0.00	0.00	0.00
	Contract Base Pricing		0.01000	EA		0002
16	40151601 / Air Compressor	EA	1.00	0.00	0.00	0.00
	Contract Base Pricing		0.01000	EA		0002
17	40151802 / Air Compressor Parts	EA	1.00	0.00	0.00	0.00
	Contract Base Pricing		0.01000	EA		0002

## COMMENTS:

Agency fill in the description, any options, quantity, and price.  
The information is attached to the vendor contact information.

Final = The price is final after adjustments  
Hard = Apply adjustments regardless of other adjustments  
Skip = Skip adjustments if any other adjustments have been applied

Authorized Signature



Contact Information

Website:

Company Name	Warren Power and Machinery
Doing Business as (if applicable)	Warren CAT
Contact Person for Solicitation Response	Buzz McDonald
Phone	405 246 6072
Email	buzz.mcdonald@warrencat.com
Fax	405 563 9412
Address For Purchase Orders-Number & Street-Post Office Box (some companies have ordering addresses that are are different than the payment address)	PO Box 270720
City, State, Zip	Oklahoma Cirty, OK 73127
Contact Person for Contract/Ordering/Price Information/Equipment Additions/Changes/Discontinuations	
Contact Name	Buzz McDonald
Phone	405 246 6072
Fax	405 563 9412
Email	buzz.mcdonald@warrencat.com
Secondary Contact for Contract/Ordering	Howard Wickersham
Phone	405 945 3489
Fax	405 563 9430
Email	howard.wickersham@warrencat.com
Address For Payment-Number & Street-Post Office Box (some companies have a different Payment/remittance address than the ordering address)	PO Box 842116
City, State, Zip	Dallas, TX 75284-2116
Contact Person/Department for payment	Shanna Stevens
Phone	405 945 3460
Fax	405 563 9418
Email	shanna.stevens@warrencat.com
Early Payment Discount (i.e. 15 days)	Net 30 days
Supplier will be responsible for notifying the contracting officer when the contact information changes.	Notes: (Special ordering instructions-please attach any special instructions on a separate sheet)

**ATTACHMENT B**  
**BROOM**

[illegible]

**Attachments/Accessories: 12 % OEM Repair Parts: 0 %Options: 21 %**

**Multiple Unit discount: 3 % (In addition to the equipment discount) based on 3 Units purchased**

**Extended Warranty offered? ☐ Yes ☒ No** If yes, please attach information for the extended warranty purchase. Discount offered \_\_\_\_\_%

**ATTACHMENT D**  
**PLANER/COLD PLANER**

Type of Equipment	Brand Name	Model	Price Book/Catalog Date of Manufacturer's Current Published Retail Price List	Percentage off discount %
Cold Planers	Caterpillar	PM102, PM620, PM622 andd all subsequent models	2 January 2017	12%
All Caterpillar Work Tools ordered with machine	Caterpillar	All Caterpillar branded work tools	2 January 2017	12%
Caterpillar Work Tools ordered without machine order	Caterpillar	All Caterpillar branded work tools	2 January 2017	10%

**Attachments/Accessories:**\_\_12\_\_% **OEM Repair Parts:**\_\_0\_\_%**Options:**\_same as machine\_%

**Multiple Unit discount:**\_\_3\_\_% (In addition to the equipment discount) based on \_\_3 or more\_\_Units purchased

**Extended Warranty offered?** \_\_\_\_Yes \_\_X\_\_No **If yes, please attach information for the extended warranty purchase. Discount offered** \_\_0\_\_%

**ATTACHMENT E**  
**COMPACTOR**

Type of Equipment	Brand Name	Model	Price Book/Catalog Date of Manufacturer's Current Published Retail Price List	Percentage off discount %
Landfill Compactors	Caterpillar	816, 826, 836 and all subsequent series and models	1 January 2017	12%
Wheel Dozers and Soil Compactors	Caterpillar	814,815,824, 825 and all subsequent series and models	1 January 2017	12%
All Caterpillar Work Tools ordered with machine	Caterpillar	All Caterpillar branded work tools	2 January 2017	12%
Caterpillar Work Tools ordered without machine order	Caterpillar	All Caterpillar branded work tools	2 January 2017	10%

**Attachments/Accessories:\_\_\_10\_\_\_% OEM Repair Parts:\_\_\_0\_\_\_%Options:\_\_\_same as machine\_\_\_%**

**Multiple Unit discount:\_\_\_3\_\_\_% (In addition to the equipment discount) based on \_3 or more\_\_\_Units purchased**

**Extended Warranty offered? \_\_\_\_Yes \_\_\_\_0\_\_\_No If yes, please attach information for the extended warranty purchase. Discount offered \_\_0\_\_\_%**

Type of Equipment	Brand Name	Model	Price Book/Catalog Date of Manufacturer's Current Published Retail Price List	Percentage off discount %
Vibratory Asphalt Double Drum compactors	Caterpillar	CB7, CB8, CB10, CB14, CB22, CB24 CB32, CB34, CB36, CB44, CB46, CB54, CB64, CB66 and subsequent series and models	2 January 2017	12%
Vibratory Asphalt Combination Rollers	Caterpillar	CC24, CC34 and subsequent series and models	2 January 2017	12%
Vibratory Asphalt Split Drum rCompactors	Caterpillar	CD8, CD10, Cd44, CD54 and subsequent series and models	2 January 2017	12%
Vibratory Padfoot Soil Compactors	Caterpillar	CP34, CP44, C{54, CP56, CP68, CP74 and subsequent series and models	2 January 2017	10%
Vibratory Smooth Drum Soil Compactors	Caterpillar	CS34, CS44, CS54, CS56, CS64, CS68, CS78 and subsequent series and models	2 January 2017	10%
All Caterpillar Work Tools ordered with machine	Caterpillar	All Caterpillar branded Work Tools	2 January 2017	12%
All Caterpillar Work Tools ordered without machine	Caterpillar	All Caterpillar branded Work Tools	2 January 2017	10%

**Attachments/Accessories: \_\_10\_\_% OEM Repair Parts: \_\_0\_\_% Options: \_\_same as machjine\_\_%**

**Multiple Unit discount: \_\_3\_\_% (In addition to the equipment discount) based on \_\_3 or more\_\_ Units purchased**

**Extended Warranty offered? \_\_\_\_Yes \_\_\_\_X\_\_No  
extended warranty purchase. Discount offered \_\_0\_\_%**

**If yes, please attach information for the**

**ATTACHMENT M**  
**PAVER**

Type of Equipment	Brand Name	Model	Price Book/Catalog Date of Manufacturer's Current Published Retail Price List	Percentage off discount %
Asphalt Pavers	Caterpillar	AP255, AP300, AP355, AP500, AP555, AP600, AP655, AP1000, AP1055 and subsequent series and models	2 January 2017	12%
Asphalt Pavers	Weiler	P385B and subsequent series and models	1 January 2017	16%
Asphalt Transfer Vehicles	Weiler	All models and subsequent series	1 January 2017	16%
All Caterpillar Work Tools ordered with machine	Caterpillar	All Caterpillar branded Work Tools	2 January 2017	12%
All Caterpillar Work Tools ordered without machine	Caterpillar	All Caterpillar branded Work Tools	2 January 2017	10%

**Attachments/Accessories: \_\_10%\_\_% OEM Repair Parts: \_\_0\_\_% Options: \_\_same as machine\_\_%**

**Multiple Unit discount: \_\_3\_\_% (In addition to the equipment discount) based on \_\_three or more\_\_ Units purchased**

**Extended Warranty offered? \_\_\_\_Yes \_\_\_\_X\_\_No If yes, please attach information for the extended warranty purchase. Discount offered \_\_0\_\_%**

**ATTACHMENT N**  
**RECLAIMER**

Type of Equipment	Brand Name	Model	Price Book/Catalog Date of Manufacturer's Current Published Retail Price List	Percentage off discount %
Reclaimers/Stabilizers	Caterpillar	RM300, RM500 and all subsequent models	2 January 2017	12%
Reclaimers	Weiler	All Weiler Reclaimers and subsequent models	1 January 2017	16%
All Caterpillar Work Tools ordered with machine	Caterpillar	All Caterpillar branded Work Tools	2 January 2017	12%
All Caterpillar Work Tools ordered without machine	Caterpillar	All Caterpillar branded Work Tools	2 January 2017	10%

**Attachments/Accessories: \_\_10\_\_% OEM Repair Parts: \_\_0\_\_% Options: \_\_same as machine\_\_%**

**Multiple Unit discount: \_\_3\_\_% (In addition to the equipment discount) based on \_\_3 or more\_\_ Units purchased**

**Extended Warranty offered? \_\_\_\_Yes \_\_\_\_X\_\_\_\_No**  
**extended warranty purchase. Discount offered \_\_0\_\_%**

**If yes, please attach information for the**

**ATTACHMENT O**  
**ROAD WIDENER**

Type of Equipment	Brand Name	Model	Price Book/Catalog Date of Manufacturer's Current Published Retail Price List	Percentage off discount %
Road Wideners	Weiler	33,430,530, 730 and subsequent series and models	1 January 2017	16%
All Caterpillar Work Tools ordered with machine	Caterpillar	All Caterpillar branded Work Tools	2 January 2017	12%
All Caterpillar Work Tools ordered without machine	Caterpillar	All Caterpillar branded Work Tools	2 January 2017	10%

**Attachments/Accessories: 10 % OEM Repair Parts: 0 % Options: same as machine %**

**Multiple Unit discount: 3 % (In addition to the equipment discount) based on 3 or more    Units purchased**

**Extended Warranty offered?    Yes   X   No      If yes, please attach information for the extended warranty purchase. Discount offered 0 %**



**ATTACHMENT P  
ROLLER**

Type of Equipment	Brand Name	Model	Price Book/Catalog Date of Manufacturer's Current Published Retail Price List	Percentage off discount %
See compactors				

Attachments/Accessories: \_\_\_\_\_% OEM Repair Parts: \_\_\_\_\_% Options: \_\_\_\_\_%

Multiple Unit discount: \_\_\_\_\_% (In addition to the equipment discount) based on \_\_\_\_\_ Units purchased

Extended Warranty offered? \_\_\_\_ Yes \_\_\_\_ No If yes, please attach information for the extended warranty purchase.  
Discount offered \_\_\_\_\_%

**ATTACHMENT Q**

## SCRAPER,SCREED

Type of Equipment	Brand Name	Model	Price Book/Catalog Date of Manufacturer's Current Published Retail Price List	Percentage off discount %
Wheel Tractor Scrapers	Caterpillar	613, 621, 623, 627 and subsequent series and models	1 January 2017	12%
All Caterpillar Work Tools ordered with machine	Caterpillar	All Caterpillar branded Work Tools	2 January 2017	12%
All Caterpillar Work Tools ordered without machine	Caterpillar	All Caterpillar branded Work Tools	2 January 2017	10%

**Attachments/Accessories: \_\_10\_\_% OEM Repair Parts: \_\_0\_\_% Options: same as machine \_\_%**

**Multiple Unit discount: \_\_3\_% (In addition to the equipment discount) based on \_3 or more\_\_ Units purchased**

**Extended Warranty offered? \_\_\_\_Yes    \_\_X\_\_No    If yes, please attach information for the extended warranty purchase. Discount offered \_\_0\_\_%**

**ATTACHMENT S**  
**STABILIZER**

Type of Equipment	Brand Name	Model	Price Book/Catalog Date of Manufacturer's Current Published Retail Price List	Percentage off discount %
Reclaimers/Stabilizers	Caterpillar	RM300, RM500 and all subsequent models	2 January 2017	12%
All Caterpillar Work Tools ordered with machine	Caterpillar	All Caterpillar branded Work Tools	2 January 2017	12%
All Caterpillar Work Tools ordered without machine	Caterpillar	All Caterpillar branded Work Tools	2 January 2017	10%

**Attachments/Accessories:\_\_\_10\_\_\_% OEM Repair Parts:\_\_\_0\_\_\_%Options:\_\_\_same as machine\_\_\_%**

**Multiple Unit discount:\_\_\_3\_\_\_% (In addition to the equipment discount) based on \_3 or more units\_\_\_Units purchased**

**Extended Warranty offered? \_\_\_\_Yes \_\_X\_\_No If yes, please attach information for the extended warranty purchase. Discount offered \_\_0\_\_\_%**

**ATTACHMENT T**  
**TRANSFER VEHICLE,VOCATIONAL TRUCK, WORK TOOLS**

Type of Equipment	Brand Name	Model	Price Book/Catalog Date of Manufacturer's Current Published Retail Price List	Percentage off discount %
Asphalt Transfer Vehicles	Weiler	All models and subsequent series	1 January 2017	16%
All Caterpillar Work Tools ordered with machine	Caterpillar	All Caterpillar branded Work Tools	2 January 2017	12%
All Caterpillar Work Tools ordered without machine	Caterpillar	All Caterpillar branded Work Tools	2 January 2017	10%

**Attachments/Accessories:\_\_\_10\_\_\_% OEM Repair Parts:\_\_\_0\_\_\_%Options:\_\_\_same as machine\_\_\_%**

**Multiple Unit discount:\_\_\_3\_\_\_% (In addition to the equipment discount) based on \_3 or more units\_\_\_Units purchased**

**Extended Warranty offered? \_\_\_\_Yes \_\_X\_\_No If yes, please attach information for the extended warranty purchase. Discount offered \_\_0\_\_\_%**

**ATTACHMENT U**  
**TRAILER MOUNTED AIR COMPRESSOR/PARTS<sub>n</sub>100**

Type of Equipment	Brand Name	Model	Price Book/Catalog Date of Manufacturer's Current Published Retail Price List	Percentage off discount %
Air Compressor	Sullair	185-KUB	35,140	38
Air Compressor	Sullair	185-KUB (Cold Weather option)	35,600	38
Air Compressor	Atlas Copco	XAS185 (includes Cold Weather)	33,300	38
Air Compressor	Sullair	375H	88,800	38
Air Compressor	Sullair	375H (Cold Weather option)	90,040	38
Air Compressor	Sullair	400HH	99,850	38
Air Compressor	Sullair	400HH (Cold Weather option)	101,090	38
Air Compressor	Atlas Copco	XAVS400 (includes Cold Weather)	99,800	38

**Attachments/Accessories:** 30 % **OEM Repair Parts:** \_\_\_\_\_ % **Options:** 30 %

**Multiple Unit discount:** 0 % (In addition to the equipment discount) based on \_\_\_\_\_ Units purchased

**Extended Warranty offered?** \_\_\_\_\_ Yes \_\_\_\_\_ x \_\_\_\_\_ No If yes, please attach information for the extended warranty purchase. Discount offered \_\_\_\_\_ %

Prices include freight from factory to Oklahoma, parts and labor to install 2" ball hitch, jack, safety chains, and check out for delivery to customer location.

Contact Information

Website:

Company Name	WIRTGEN AMERICA, INC.
Doing Business as (if applicable)	
Contact Person for Solicitation Response	SUSAN KEEN
Phone	615-501-0600 EXT. 360
Email	susan.keen@wirtgen-group.com
Fax	n/a
Address For Purchase Orders-Number & Street-Post Office Box (some companies have ordering addresses that are are different than the payment address)	6030 Dana Way
City, State, Zip	Antioch, TN 37013
Contact Person for Contract/Ordering/Price Information/Equipment Additions/Changes/Discontinuations	
Contact Name	Susan Keen
Phone	615-501-0600 ext. 360
Fax	n/a
Email	susan.keen@wirtgen-group.com
Secondary Contact for Contract/Ordering	Sandy Draper
Phone	615-501-0600 ext. 412
Fax	n/a
Email	sandy.draper@wirtgen-group.com
Address For Payment-Number & Street-Post Office Box (some companies have a different Payment/remittance address than the ordering address)	6030 Dana Way
City, State, Zip	Antioch, TN 37013
Contact Person/Department for payment	Lola Etheridge, Accounts Payable
Phone	615-501-0600 ext. 308
Fax	
Email	lola.etheridge@wirtgen-group.com
Early Payment Discount (i.e. 15 days)	Net N/A days
Supplier will be responsible for notifying the contracting officer when the contact information changes.	Notes: (Special ordering instructions-please attach any special instructions on a separate sheet)

**ATTACHMENT A**  
**ASPHALT DISTRIBUTOR**

[illegible]

**Attachments/Accessories:\_\_\_\_\_%** **OEM Repair Parts:\_\_\_\_\_%** **Options:\_\_\_\_\_%**

**Multiple Unit discount: \_\_\_\_\_% (In addition to the equipment discount) based on \_\_\_\_\_ Units purchased**

Extended Warranty offered? x Yes      No If yes, please attach information for the extended warranty purchase.  
Discount offered n/a %

**ATTACHMENT C**  
**CHIPSREADER**

[illegible]

**Attachments/Accessories:** \_\_\_\_\_% **OEM Repair Parts:** \_\_\_\_\_% **Options:** \_\_\_\_\_%

Multiple Unit discount: \_\_\_\_\_ % (In addition to the equipment discount) based on \_\_\_\_\_ Units purchased

Extended Warranty offered? X Yes      No If yes, please attach information for the extended warranty purchase.

Discount offered N/A %



**ATTACHMENT D**  
**PLANER/COLD PLANER**

[illegible]

**Attachments/Accessories:\_\_\_\_\_ % OEM Repair Parts:\_\_\_\_\_ % Options:\_\_\_\_\_ %**

**Multiple Unit discount:\_\_\_\_\_ % (In addition to the equipment discount) based on \_\_\_\_\_Units purchased**

Extended Warranty offered? X Yes      No If yes, please attach information for the extended warranty purchase.

Discount offered N/A %

**ATTACHMENT E**  
**COMPACTOR**

[illegible]

**Attachments/Accessories:\_\_\_\_\_ % OEM Repair Parts:\_\_\_\_\_ % Options:\_\_\_\_\_ %**

**Multiple Unit discount: \_\_\_\_\_% (In addition to the equipment discount) based on \_\_\_\_\_ Units purchased**

Extended Warranty offered?   X   Yes           No    If yes, please attach information for the extended warranty purchase.

Discount offered N/A %



## ATTACHMENT I

### EMULSION TANK

[illegible]

**Attachments/Accessories:\_\_\_\_\_ % OEM Repair Parts:\_\_\_\_\_ % Options:\_\_\_\_\_ %**

**Multiple Unit discount:** \_\_\_\_\_ % (In addition to the equipment discount) based on \_\_\_\_\_ Units purchased

Extended Warranty offered? X Yes      No If yes, please attach information for the extended warranty purchase.

Discount offered N/A %

**ATTACHMENT J**  
**MELTER, MILLS, MIXER**

[illegible]

**Attachments/Accessories:\_\_\_\_\_ % OEM Repair Parts:\_\_\_\_\_ % Options:\_\_\_\_\_ %**

**Multiple Unit discount:** \_\_\_\_\_ % (In addition to the equipment discount) based on \_\_\_\_\_ Units purchased

Extended Warranty offered?  X  Yes   No If yes, please attach information for the extended warranty purchase.

Discount offered N/A %

**ATTACHMENT M**  
**PAVER**

[illegible]

**Attachments/Accessories:\_\_\_\_\_ % OEM Repair Parts:\_\_\_\_\_ % Options:\_\_\_\_\_ %**

**Multiple Unit discount: \_\_\_\_\_% (In addition to the equipment discount) based on \_\_\_\_\_ Units purchased**

Extended Warranty offered? X Yes      No If yes, please attach information for the extended warranty purchase.  
Discount offered N/A %

**ATTACHMENT N**  
**RECLAIMER**

[illegible]

**Attachments/Accessories:\_\_\_\_\_ % OEM Repair Parts:\_\_\_\_\_ % Options:\_\_\_\_\_ %**

**Multiple Unit discount: \_\_\_\_\_% (In addition to the equipment discount) based on \_\_\_\_\_ Units purchased**

Extended Warranty offered? X Yes      No If yes, please attach information for the extended warranty purchase.

Discount offered N/A %

## ATTACHMENT P ROLLER

[illegible]

**Attachments/Accessories:** \_\_\_\_\_ **% OEM Repair Parts:** \_\_\_\_\_ **Options:** \_\_\_\_\_ **%**

**Multiple Unit discount:** \_\_\_\_\_% (In addition to the equipment discount) based on \_\_\_\_\_ Units purchased

Extended Warranty offered? X Yes        No If yes, please attach information for the extended warranty purchase.

Discount offered N/A %



**ATTACHMENT Q**

## SCRAPER,SCREED

[illegible]

**Attachments/Accessories:\_\_\_\_\_ % OEM Repair Parts:\_\_\_\_\_ % Options:\_\_\_\_\_ %**

**Multiple Unit discount:** \_\_\_\_\_ % (In addition to the equipment discount) based on \_\_\_\_\_ Units purchased

Extended Warranty offered?   X   Yes        No If yes, please attach information for the extended warranty purchase.

Discount offered N/A %

**ATTACHMENT S**  
**STABILIZER**

[illegible]

**Attachments/Accessories:\_\_\_\_\_ % OEM Repair Parts:\_\_\_\_\_ % Options:\_\_\_\_\_ %**

**Multiple Unit discount: \_\_\_\_\_% (In addition to the equipment discount) based on \_\_\_\_\_Units purchased**

Extended Warranty offered? X Yes      No If yes, please attach information for the extended warranty purchase.  
Discount offered N/A %



WIRTGEN AMERICA, Inc. · 6030 Dana Way · Antioch, TN 37013 · USA

WIRTGEN AMERICA, Inc.

6030 Dana Way · Antioch, TN 37013 · USA

Telephone: 615.501.0600

[www.wirtgen-group.com/america](http://www.wirtgen-group.com/america)

September 19, 2017

State of Oklahoma  
Office of Management & Enterprise Services,  
Central Purchasing  
5005 N Lincoln Blvd, Ste. 300  
Oklahoma City, OK 73105

To Whom It May Concern,

Wirtgen America, Inc. acknowledges Kirby Smith Machinery, Inc. as an authorized Distributor/Dealer for all of our products lines, which include, Hamm, Wirtgen, and Voegele brands.

As an authorized Distributor/Dealer, they have our full support in providing equipment to All local government participants in the state of Oklahoma.



Sincerely,

Susan Keen  
Sales Coordinator

# PRODUCT SUPPORT MANUAL



Close to  
our customers



ROAD AND MINERAL TECHNOLOGIES

[www.wirtgenamerica.com](http://www.wirtgenamerica.com)



**WIRTGEN AMERICA**

Part# 91504801\_Rev. 5\_11/1/2013



# **WIRTGEN AMERICA**

## **Product Support Manual**

---

### ***How to use this manual***

This manual is divided into 2 parts.

#### **Part 1: Service and Warranty Policy**

#### **Part 2: Parts Policy**

Each part of the manual is divided into sections, which are further divided into sub-sections. These sections and sub-sections are listed and described in the Table of Contents.



# WIRTGEN AMERICA

## Product Support Manual

---

### Table of Contents –

#### Part 1 - Service and Warranty Policy, Sections 1 - 5

<b>1</b>	<b>Introduction.....</b>	<b>6</b>
1.1	Scope .....	6
1.2	Approval of this Manual .....	6
<b>2</b>	<b>Responsibilities of Wirtgen America .....</b>	<b>7</b>
2.1	Documentation and Information Systems.....	7
2.2	Support.....	9
2.3	Training .....	9
2.4	Service Update / Campaign.....	10
<b>3</b>	<b>Authorized Dealer Responsibilities .....</b>	<b>11</b>
3.1	Customer Service.....	11
3.2	Customer Support.....	12
3.3	Service Management Responsibilities .....	12
3.4	Product Support Tool and Parts Requirements .....	12
3.5	Demonstration and Start-Up (In General) .....	13
3.6	Receiving and Inspecting New Machines .....	13
3.7	Warranty Registration Process.....	16
3.8	Engine Warranty Registration.....	16
3.9	Customer Machine Start-up.....	16
3.10	Warranty Repairs for Machines sold outside the Dealer's Territory .....	17
3.11	Change of Ownership - Used/Rental Machines .....	17
3.12	Campaigns .....	18
3.13	Notification of Accidents .....	18
3.14	50 Hour Failure Reports .....	18
<b>4</b>	<b>Warranty Policy.....</b>	<b>19</b>
4.1	General Procedure .....	19
4.2	Pre-Authorization Requirements .....	19
4.3	Warranty Periods.....	19
4.4	Warranty Exclusions.....	20
4.5	Warranty Coverage.....	22
4.6	Dealer Warranty Claim Processing.....	27
4.7	Wirtgen America Warranty Claim Processing .....	29
4.8	Back Charges .....	29
4.9	Appeals Procedure.....	29
4.10	Dealer Warranty .....	30
4.11	Parts Warranty Reimbursement .....	30
4.12	Extended Warranties .....	30
4.13	Policy.....	30
4.14	Limitation of Liability .....	30
4.15	Statement of Warranty .....	31



# WIRTGEN AMERICA

## Product Support Manual

<b>5</b>	<b>Enclosures to the Service and Warranty Policy .....</b>	<b>32</b>
5.1	Wirtgen: Machine Inspection & Receiving Report (Enclosure 1a) .....	32
5.2	Vögele: Machine Inspection & Receiving Report (Enclosure 1b) .....	34
5.3	Hamm: Machine Inspection & Receiving Report (Enclosure 1c) .....	36
5.4	Kleemann: Machine Inspection & Receiving Report (Enclosure 1d) .....	38
5.5	Confirmation of Receipt-Machine Guarantee (Enclosure 2) .....	40
5.6	Transfer of Ownership Form (Enclosure 3) .....	42
5.7	Warranty Claim Form (Enclosure 4) .....	44
5.8	Claim Pre-Authorization Form (Enclosure 5) .....	48
5.9	Dealer Warranty Rate Update Form (Enclosures 6) .....	50
5.10	Wirtgen: Track Roller Failure Report (Enclosure 7) .....	52
5.11	50 Hour Failure Report (Enclosure 8) .....	54

### Part 2 - Parts Policy, Sections 6 - 9

<b>6</b>	<b>Parts Policy .....</b>	<b>58</b>
6.1	Commitment of Wirtgen America .....	58
6.2	Parts Orders .....	58
6.3	After-Hours Emergency Parts Service .....	59
6.4	Order Acknowledgement .....	59
6.5	Stock Orders .....	59
6.6	Emergency Orders .....	60
6.7	Minimum Order Charge .....	60
6.8	Order Cancellation .....	61
6.9	Annual Parts Return .....	61
6.10	Dealer Price Book .....	63
6.11	Requests for Review of Parts Pricing .....	63
<b>7</b>	<b>Special Components and Accessories .....</b>	<b>64</b>
7.1	Placing Orders .....	64
7.2	Discounts .....	64
7.3	Delivery .....	64
7.4	Return of Special Components and Accessories .....	64
<b>8</b>	<b>Service Parts Warranty .....</b>	<b>65</b>
8.1	Parts Coverage Application .....	65
<b>9</b>	<b>Enclosures to the Parts Policy .....</b>	<b>66</b>
9.1	Parts and Accessories Order Form (Enclosures 10) .....	66
9.2	Return Goods Authorization Form (Enclosure 11) .....	68



# **WIRTGEN AMERICA**

## **Product Support Manual**

---

# **Part 1**

## ***Service and Warranty Policy***





# **WIRTGEN AMERICA**

## **Product Support Manual**

---

### **1 Introduction**

We are pleased to present the Wirtgen America, Inc. (Wirtgen America) Product Support Manual which reflects the policies and procedures for all products including:

- Wirtgen Products (Wirtgen)
- Vögele Products (Vögele)
- Hamm Products (Hamm)
- Kleemann Products (Kleemann)

The purpose of the manual is to assist the Dealer in providing Customers of all Wirtgen America machines with the service that they deserve and to which they are entitled. The manual is essential to a Dealer since it contains the information needed to provide services fairly and uniformly. It provides detailed information about the responsibilities of the Wirtgen America Products, their Dealers and their Customers in regard to service, parts, and warranty. Wirtgen America's warranty is a written statement of the company's responsibility for the repair or replacement of defective parts.

Applying the provisions of this manual will help you satisfy the machine owner's needs and protect the good name of Wirtgen America and its Products and the Dealership by providing prompt, high-quality service. These practices will help all of us accomplish our goal of having the most satisfied machine owners in the world.

#### **1.1 Scope**

The procedures, terms and conditions established in this policy shall apply unless other provisions have been stipulated in a dealer's contract. This manual serves as a supplement to and an extension of the Sales and Service Agreement and the Nonexclusive Distributor Agreement. Please begin to use and conform to the guidelines of this manual immediately. Effective November 1, 2013, previous manuals become invalid.

#### **1.2 Approval of this Manual**

The release of this policy is subject to the approval of the President of Wirtgen America. Questions regarding the use of this manual should be directed to the Product Support Manager of the appropriate product line.

Wirtgen America, Inc.  
6030 Dana Way  
Antioch, TN 37013

Phone: 615-501-0605  
Fax: 615-501-0692

E-mail: [productsupport@wirtgenamerica.com](mailto:productsupport@wirtgenamerica.com)  
[warranty@wirtgenamerica.com](mailto:warranty@wirtgenamerica.com)

Internet: [www.wirtgenamerica.com](http://www.wirtgenamerica.com)



# **WIRTGEN AMERICA**

## **Product Support Manual**

---

## **2 Responsibilities of Wirtgen America**

### **2.1 Documentation and Information Systems**

Wirtgen America provides technical documentation to the Dealer and the Customer.

#### **2.1.1 Wirtgen America Service Portal**

The website address is <http://portal.wirtgen-group.com>

The Service Portal provides the following functionalities to dealer personnel based on access rights:

- Ability to place parts orders
- Check pricing
- Review parts availability
- Tracking of billing and shipping information
- Online Infothek
- Service documents
- Software release management

**Note:**

- Consult the Help Section in the Service Portal for assistance.
- See also chapter 6.2.

#### **2.1.2 WIDOS (Wirtgen Documentation System)**

Wirtgen America offers its dealers WIDOS which is a comprehensive electronic data information system especially designated to Wirtgen America Dealers. WIDOS is updated on a regular base and is therefore the most important and current source of information and technical data while supporting Wirtgen America Equipment.

This electronic information system contains the following information:

- Spare Parts Manual for a comprehensive range of Wirtgen Group products
- Electronic spare parts catalogue with search functions
- Parts Illustrations with Electric and Hydraulic Component Descriptions
- Operator Manuals
- Electric and Hydraulic Schematics
- Hose Routing Diagrams
- Machine Data
- Safety Instructions
- Machine Menu Guidance
- Additional documentation, such as transportation instructions, transport data, Interlink lists, operating manual for liquid gas units, PLC/CGC forms, etc. when available.
- Technical (TEI) and Service (SEI) Information
- Software installation instructions

Please contact the Wirtgen America Parts Department for your WIDOS order.



# **WIRTGEN AMERICA**

## **Product Support Manual**

---

### **2.1.3 Machine Documentation**

Wirtgen America provides the following documentation in hardcopy with each machine:

- Operators Manual
- Spare Parts Manual
- Engine Manual
- Safety Manual
- Electric Diagram
- Hydraulic Diagram
- Parts and More Catalogue

### **2.1.4 Technical and Service Info's**

Technical (TEI) and Service (SEI) Information contain important technical and organizational information updates and will be issued as required. These bulletins are particularly important for every Dealership within the Wirtgen America Dealer Network and must be carefully reviewed and stored. Service bulletins are distributed via e-mail and or as part of the regular WIDOS update.

### **2.1.5 WITRAIN**

Wirtgen America offers WITRAIN which is a machine serial number specific training and documentation CD. This CD contains:

- Product Training
- Options
- Application Information
- Spare Parts Manual
- Parts Illustrations with Electric and Hydraulic Component Description
- Operators Manual
- Safety Instructions
- Machine Menu Guidance
- Electric and Hydraulic Schematics
- Hose Routing Diagrams
- Machine Data
- Additional documentation
- Technical (TEI) and Service (SEI) Information
- Software installation instructions

WITRAIN is available on CD and designated for end-users of Wirtgen America Equipment. Please contact the Wirtgen America Parts Department for your WITRAIN order.



# **WIRTGEN AMERICA**

## **Product Support Manual**

---

### **2.1.6 Parts and More**

Parts and More is an extensive information system for genuine Wirtgen Group spare parts. The individual media (Such as Electronic/Hardcopy Catalogue, DVD and Parts and More Compact) are designated for the usage by the Wirtgen America Dealerships as well as for End-users. Certain subjects on the Parts and More DVD and in WIDOS contain information for Dealer usage only. This information is only accessible with a corresponding license code. Its release and licensing is processed in accordance to the WIDOS release procedure.

**Note:**

- Any documentation / literature released by Wirtgen America is protected by copyright and cannot be reproduced without the permission.
- Upon request, Wirtgen America will supply a list of documentation available.
- Any orders for technical documentation must be forwarded to the Parts Department.
- Orders for sales literature must be forwarded to the Sales Department.

### **2.2 Support**

The Service Department will provide required technical information and assistance to the Dealer and/or Customer. Upon request, the Service Department will provide service staff under the terms and conditions agreed upon and according to its available capacities.

The Service Department assists further with:

- Suggestions for solving technical problems and failure diagnosis.
- Warranty claim processing.
- Special tool requirements and offers.

### **2.3 Training**

Wirtgen America provides regularly scheduled open-enrollment training courses on its products that are available to Dealer personnel as well as training courses which are available to customer personnel.

Courses cover various technical, operational, and maintenance aspects of the current Wirtgen America product lines and systems. Courses are held at the Reinhard Wirtgen Learning Center. Course information and schedules are published on the Wirtgen America web site and available for download.

Wirtgen America product training courses can be delivered locally, at a mutually agreed upon site. Course fees, including cancellation penalties, conform to Wirtgen America's terms and conditions for training. Wirtgen America reserves the right to change, modify, suspend, or discontinue specific open-enrollment courses at any time without incurring any obligation.



# **WIRTGEN AMERICA**

## **Product Support Manual**

---

### **2.4 Service Update / Campaign**

This program is implemented if a certain component(s) require replacement, or if there are any changes occurring with a certain component(s). Wirtgen America may issue Technical Service Information which covers the change. The program may apply to machines either within or beyond the warranty period. A letter will inform the Dealer or Customer about the component concern and clearly states the requested response. This information is distributed via e-mail to the designated Dealer Campaign Coordinators.

The following information is provided:

- Technical Service Information Number
- Classification such "Information, Operational Enhancement, Optional Repair or Repair.
- Subject of the Notification.
- Machine models and serial numbers affected
- Summarized description of the Campaign
- Personnel qualification requirements
- Labor time requirements
- Tools and parts requirements
- Reimbursement terms, terms of coverage (whether the repair is fully covered by Wirtgen America or is based on a co-pay basis).
- Inspection and repair procedures
- Time frame to finish the campaign

**Note:**

- Wirtgen America reserves the right to make changes or modifications to all of its products at any time without incurring any obligation to make similar changes or modifications to previously sold machines.
- Wirtgen America dealers are obligated to notify Wirtgen America if there is a change in personnel to ensure accurate distribution of information.



# WIRTGEN AMERICA

## Product Support Manual

---

### 3 Authorized Dealer Responsibilities

The Dealer is responsible for all after-sales support affecting all Wirtgen America products in its territory. Wirtgen America requires its Dealer's to have trained technicians with proper tools and documentation supporting Wirtgen America equipment. In assuming that responsibility, the Dealer must maintain adequate service facilities with proper tools based on Wirtgen America requirements and a competent, regularly trained service staff that always offers prompt, effective service.

The Dealer is responsible for providing complete after-sales support in the areas of warranty, service, parts availability, machine maintenance, and consulting. The Dealer must investigate and resolve all complaints received from Wirtgen America Customers. All complaints must be documented and promptly reported to the Service Department of Wirtgen America.

The Dealer has the responsibility to maintain accurate machine files including but not limited to:

- Sales Documentation
- Start-up and Commissioning Documentation
- Warranty and Campaign Documentation
- Repair Records

Upon request, any information must be made available to the responsible Wirtgen America Sales or Product Support Department. It is the Dealer's responsibility to inform the responsible Product Support Department of any changes regarding machine ownership (for maintaining accurate machine and Customer data).

#### Note:

- The listed Dealer Product Support Responsibilities are in effect as soon as there is a machine present in the dealer's territory.

### 3.1 Customer Service

- Operation:** The Dealer has the responsibility to instruct the Customer's operators in proper handling of the equipment thus conforming to specifications published in the Manufacturer's documentation.
- Maintenance:** The Dealer has the responsibility to instruct the Customer's personnel on proper maintenance of the equipment as described in the Operating and Maintenance Manual.
- Inspection:** The Dealer must inspect the equipment according to inspection intervals published by the manufacturer. Non-compliance will invalidate any warranty claims.
- Safety:** The Dealer must assure that the Customer's personnel understand and follow all current safety instructions.
- Service Updates/Campaigns:** When a Wirtgen America machine is in the Dealer's possession and/or territory for any reason, all known technical service updates must be performed within notified time limits.



# WIRTGEN AMERICA

## Product Support Manual

---

### 3.2 Customer Support

The Dealer is obligated to maintain Customer confidence in Wirtgen America equipment with regular after-sales contact.

- a) **Spare Parts:** The Dealer is obligated to stock adequate parts to support the regional machine population. Recommended Spare Parts Lists and Machine Populations are available upon request. Every dealership is required to maintain sufficient parts inventory to enable the Dealer to achieve a 70/30 Stock/Emergency order fulfillment ratio by order, to comply with Customer requirements.
- b) **Warranty Work:** The Dealer is required to provide warranty and policy repair service in accordance with the provisions of the Sales and Service Agreement and this manual. The Dealer must handle all warranty work in a timely, reliable manner as per the guidelines set forth in this manual.
- c) **Qualification:** The Dealer must have adequate, authorized service personnel to perform any work required by the Customer or the Wirtgen America Product Support Department.

### 3.3 Service Management Responsibilities

The Dealer service management is responsible for:

- a) Providing Customers with prompt, high-quality assistance whenever it is required.
- b) Implementing procedures to eliminate improper or unnecessary repairs.
- c) Making at least one service specialist available for solving technical and application problems. The service specialist must participate in all service certification programs.
- d) Ensuring that Dealer technicians and product specialists receive ongoing training for Wirtgen America products on an annual basis and maintain records of training completed.
- e) Making an effort to resolve technical problems through consultation with the Customer's operating or service personnel by phone before sending a service technician to perform a minor adjustment or to install a low cost part. Excessive labor or travel time is subject to denial.
- f) Retaining parts removed from any machine for which a warranty claim has been filed.
- g) Recommending appropriate Wirtgen America Customer-specific courses to Customer personnel; ensuring that Customer personnel receive training on Wirtgen America product(s); ensuring that Customer personnel are qualified to operate and, where applicable, maintain the Wirtgen America equipment; and provide verification of Wirtgen America courses Customers have completed.

### 3.4 Product Support Tool and Parts Requirements

- a) Every Dealer location must have at least one Emergency or First Aid Kit available per branch and model line for their service technicians and product specialists. Machine population lists are available from Wirtgen America.
- b) Specialty tools recommended by Wirtgen America must be available in the Dealer's service facility as well as on their service trucks.
- c) Dealer locations are obligated to maintain an adequate number of WIDOS licenses for their parts and service personnel. In addition at least one complete set of documentation containing parts list, operator manuals, service manuals and service bulletins must be available for products not supported by WIDOS. Wirtgen America will distribute one set of manuals free of charge for every product (electronic file).



# WIRTGEN AMERICA

## Product Support Manual

---

- d) Deficiencies due to missing tools and parts resulting in excessive warranty labor or travel time are subject to denial.

### Note

- Contact the Wirtgen America parts department for your tool and documentation requirement.

### 3.5 Demonstration and Start-Up (In General)

The Dealer is responsible for Demonstrations and Start-Up's of Wirtgen America products. This means that a trained mechanic or dealer product specialist with an appropriately equipped service vehicle is present at all time on the job site while operating the equipment for demonstration or start-up purposes.

Wirtgen America will provide factory support for new products. Three (3) "free of charge" demonstrations and/or start-ups with a factory representative will be provided. After the "free of charge" demonstrations and/or start-ups have been provided, Wirtgen America product support for demonstrations and start-ups will be charged to the responsible Dealer location.

### Note

- It is the dealer's responsibility to manage the demo or start-up, means scheduling any Wirtgen America product support assistance as well as dealer service personnel and the required equipment with the customer.
- The dealer must provide a Purchase Order Number with the Service Request. No charges will occur as long as the dealer actions conform to this guideline.
- If Dealer product support personnel are not present on the job during demonstration or start-up, the responsible Dealership will be billed by Wirtgen America for all charges relating to Wirtgen America Service Personnel including labor time, travel time, accommodation, and any type of travel expense.
- The dealer must provide 24 hours advanced notice to the responsible Wirtgen America Service Manager in case that job is cancelled and Wirtgen America service assistance is not required on the job in order to avoid travel time and expense charges for jobs being cancelled without prior notice.

### 3.6 Receiving and Inspecting New Machines

The Interstate Commerce Commission (ICC) governs the receipt of machines and the regulations for submitting and settling loss and damage claims. These regulations protect the Dealer, Customer, and the Carrier.

The ordering Dealer or Customer becomes the owner of the machine when it is turned over to the Carrier. Claims for shortages in shipment shall be deemed waived and released by the Dealer or Customer unless made in writing within five days after the Dealer's or Customer's receipt of shipment. Wirtgen America's responsibility for shipment ceases upon delivery to the Carrier, and the Dealer or Customer must make, to or against the Carrier, all claims occurring thereafter. It is the Dealer's or Customer's responsibility to accept new machines, therefore the bill of lading is a delivery / inspection document used by all carriers.





# WIRTGEN AMERICA

## Product Support Manual

---

**Note:**

- A copy of the bill of lading should be kept with the machine file.
- Order new parts if parts are missing or damaged with a new machine. Use the parts invoice to claim the missing or damaged parts with the Carrier.

### **3.6.1 Inspection Process**

Begin the inspection before the machine is unloaded; check the entire machine and the body side panels for dents, scratches, etc. Check accessories and any options that might have shipped separate from the machine. Check the storage compartments of the machine. Use the sales agreement to ensure that you have received all ordered options. All damage(s) and shortage(s) must be noted on the trucker's bill of lading.

### **3.6.2 Machine Inspection and Receiving Report with New Machines**

It will be the responsibility of the Dealer to perform the Machine Delivery and Inspection at the Dealer's expense. After receiving the machine, a pre-delivery inspection (PDI) must be performed by an authorized representative. The PDI of sold machines should be performed with the Customer's personnel present for training purposes.

The Machine Inspection & Receiving Report (Enclosures 1a – 1d) must be completed and returned to Wirtgen America within 15 days of receipt of the machine. Any missing items or damage to the machine should be noted on this report even if it was previously noted on the trucker's bill of lading.

Noting damage on this form does not relieve the Carrier of responsibility for damage to the machine after taking possession, nor does it relieve the Dealer of the responsibility to file a claim with the carrier company.

A copy of the report must be sent to Wirtgen America (whether the machine is sold or not). The Dealer should keep a copy of this report as a permanent part of the machine file. The Customer must sign this form when he receives the machine, and a signed copy should then be sent to Wirtgen America.

**Note:**

- If the machine is sold at a later date, an updated report form including the Customer's name and address must be sent to Wirtgen America.
- An accurate inspection and pre-delivery of each machine is an investment in our Customers' satisfaction, helping eliminate unnecessary job-site breakdowns and avoiding job-site repairs.

### **3.6.3 Shipping and Receiving Wirtgen America Owned Equipment**

Every dealer using Wirtgen America Owned Equipment is required to complete the specific Machine Inspection Form for demonstration units once when receiving and once when shipping Wirtgen America owned units. The completed form must be emailed to Wirtgen America; [warranty@wirtgen-america.com](mailto:warranty@wirtgen-america.com) within 5 days after receiving and inspecting the demonstration unit and immediately before the shipment of an inspected demonstration unit to avoid charges for missing and damaged parts. If a dealer finds parts missing or damaged, all efforts must be made to repair/replace the parts in order to ship the machine in a complete and functioning condition.



# WIRTGEN AMERICA

## Product Support Manual

---

**Note:**

- Shipping arrangements for all demonstration units are to be executed by the Wirtgen America Sales Department.
- The Wirtgen America Sales Department must be informed by email or phone if other shipping arrangements are made by the dealer.
- Unless the dealer chooses, dealer intercompany movement of demonstration units does not require additional reporting. It is however mandatory that the dealer informs the Wirtgen America Sales Department when moving units from one location to another. A simple e-mail is acceptable.
- Any missing pieces, damaged pieces or machines that are not cleaned properly will result in charges invoiced to the dealer based on the completed forms.
- Warranty claims for missing or damaged pieces with incoming Wirtgen America demonstration units must be accompanied by the Inspection Form.
- Failure to complete the incoming and outgoing reports could result in charges for missing equipment pieces, damaged equipment or cleaning charges.

### **3.6.4 Maintaining Wirtgen America Owned Equipment**

The dealer is responsible for ensuring that scheduled maintenance conforms to the maintenance schedule in the operator's manual, is performed while a Wirtgen America owned machine is used for demonstrations in the dealer's territory. The machine must be serviced while within a 50 hour operating window to conform to the maintenance intervals in the operator's manual.

**Note:**

- The dealer must order and use genuine maintenance parts from Wirtgen America for scheduled maintenance.
- Genuine parts cost can be recovered with Wirtgen America owned demo machines while following the warranty process guidelines. Any additional costs such as, but not limited to labor, travel, lubricants, etc. are born by the dealer using the Wirtgen America demonstration equipment.
- Any maintenance cost occurring with Wirtgen America owned "Loaner" machines are fully the responsibility of the dealer/customer.

### **3.6.5 Pre-Delivery / Delivery to the Customer**

All machines must conform to the highest appearance and performance standards at time of delivery, regardless of when the pre-delivery service was performed. The Dealer is responsible for inspecting, preparing, and repairing each machine before it is delivered to the retail or rental Customer. The Machine Inspection & Receiving Report can be used as a pre-delivery checklist.

### **3.6.6 Storage Procedure for Batteries**

Electronic modules such as computers, controllers and displays require a small amount of power even when the machine is not running. To prevent complete battery drainage, batteries should be disconnected if the machine is to be stored more than three (3) weeks as a stock unit.



# WIRTGEN AMERICA

## Product Support Manual

---

### 3.7 Warranty Registration Process

Upon delivery of the machine, the Machine Inspection & Receiving Report (Enclosures 1a-1d) must be completed and signed (please sign and print the name) by the authorized Dealer (and/or Wirtgen America) service representative and the Customer (sold machines). The completed report must be returned to the Wirtgen America warranty department for machine registration. The signature acknowledges acceptance of:

- a) Correct and complete delivery of the machine
- b) Registration of the machine
- c) Warranty registration to the Initial Customer
- d) Proper operation and maintenance conformity to all safety guidelines
- e) Receipt of the parts, operators, schematics, engine, and safety manuals

The following specific form must be completed and returned in order to validate the registration:

Wirtgen: Machine Inspection & Receiving Report (Enclosure 1a)  
Vögele: Machine Inspection & Receiving Report (Enclosure 1b)  
Hamm: Machine Inspection & Receiving Report (Enclosure 1c)  
Kleemann: Machine Inspection & Receiving Report (Enclosure 1d)

In addition the Confirmation of Receipts / Machine Guarantee Card (Enclosure 2) must be provided to start the machine warranty period.

**Note:**

- Warranty claims are rejected immediately if above listed Warranty Registration Documents including the Machine Inspection & Receiving Report are not completed and returned to the Wirtgen America Warranty Department within 15 days of delivery/receipt of the machine. Warranty claims submitted without the form on file will be returned as denied. Claims may be resubmitted electronically within 10 days only if the completed Machine Inspection & Receiving Report is attached.
- The Machine Inspection & Receiving Report may also be used with rental equipment in order to document the condition of the machine as well as proper training of operating personnel.

### 3.8 Engine Warranty Registration

Engine Warranty Registration is processed by Wirtgen America.

**Note:**

- The engine is subject to the warranty terms and conditions of the engine manufacturer.

### 3.9 Customer Machine Start-up

Upon delivery the Dealer has the responsibility to explain the safe operation and maintenance of the equipment to the Customer using the operation, maintenance, and safety manuals. The use of parts books and appropriate parts ordering procedures must be explained to the Customer at the same time as the Warranty Handbook.



# WIRTGEN AMERICA

## Product Support Manual

---

The Dealer is responsible for explaining the warranty to the Customer at the time of sale so the Customer understands which services are covered by the warranty. The Dealer should provide the following to the Customer:

- a) Warranty Information Booklet
- b) Signed and dated Machine Inspection & Receiving Report and Machine Guarantee Card to be retained in the machine file.
- c) Signed and dated Machine Inspection & Receiving Report and Machine Guarantee Card for the buyer.
- d) The completed Machine Inspection & Receiving Report for Wirtgen America signed by the appropriate person confirming that the operating and safety information received with the machine has been read and understood (the warranty is in effect for the specified period unless invalidated).
- e) The appropriate operator's, maintenance, spare parts, schematics, engine, and safety manuals.

### 3.10 Warranty Repairs for Machines sold outside the Dealer's Territory

As the Wirtgen America's machine population continues to grow in all geographic areas, there will be more occasions when a machine may be in your territory and require repair, but you are not the selling Dealer. The following procedures should be followed when servicing a machine that was not sold by your Dealership:

1. Contact the Warranty Department to verify the in-service date of the machine. Include a brief description of the failed component, part number, the machine model and serial number, hour meter reading, and Customer name.
2. You will receive notification from the Warranty Department – by return email, confirming warranty status of the machine. The reply will include the machine in-service date, model year, and engine model and serial number. This information must be included on any warranty claim submitted.
3. As the repairing Dealer you must:
  - Submit the warranty claim as outlined in the Wirtgen America Product Support Manual; or
  - Submit the repair invoice directly to the Customer (in the event you were notified that the machine is no longer under warranty).

### 3.11 Change of Ownership - Used/Rental Machines

The following forms should be submitted when a machine is transferred to a new owner. The forms should indicate the original in-service date of the machine, the sale date, and the machine hours at time of transfer.

The following forms must be completed and returned to validate the warranty registration in addition to the form "Transfer of Ownership" (Enclosure 3):

Wirtgen: Machine Inspection & Receiving Report (Enclosure 1a)  
Vögele: Machine Inspection & Receiving Report (Enclosure 1b)  
Hamm: Machine Inspection & Receiving Report (Enclosure 1c)  
Kleemann: Machine Inspection & Receiving Report (Enclosure 1d)



# **WIRTGEN AMERICA**

## **Product Support Manual**

---

### **3.12 Campaigns**

The Dealer is obligated to complete any campaign work within the outlined timeframe. No overtime on campaign work is allowed. Labor requirements are specified within the campaign/update instructions. Whenever possible campaign updates should be combined with regularly scheduled visits or service calls. Campaigns must be bundled if there is more than one campaign required with a specific machine at the time.

Travel cost and expense will be charged to the responsible Dealership if campaigns are not completed within the time frame specified on the service bulletin and a Wirtgen America representative has to perform these campaigns instead of the responsible Dealer.

**Note:**

- Contact the responsible Product Support Manager for any campaign related issues.
- Labor and travel reimbursement on campaign work is 100% of the Dealer posted charge-out rate.
- Wirtgen America credits campaign parts at the dealer net purchasing price.
- Service updates, campaigns, or owner notification programs involving labor or parts reimbursement must be filed on a warranty claim form including the campaign name and number. No additional failure description is required.

### **3.13 Notification of Accidents**

The Dealer should notify Wirtgen America in the event an accident happens involving a machine, i.e. property damage.

If there is an accident involving an injury to a person, the Dealer must immediately notify the Wirtgen America VP of Product Support and/or the Safety Director.

### **3.14 50 Hour Failure Reports**

The 50 hour failure report form (Enclosure 8) should be completed and returned to the Wirtgen America Warranty Department when the machine has reached the first 50 hours of in service due to any type of operational activity, i.e. sales, demo, rental, etc. Any concerns should be listed in this report while using the failure key enclosed with the form. This report will assist Wirtgen America in improving the machine as well as delivery quality with all products.



# WIRTGEN AMERICA

## Product Support Manual

---

### 4 Warranty Policy

#### 4.1 General Procedure

Warranty claims must be sent from the authorized Dealer to the Wirtgen America Warranty Department. A Warranty Claim Form (Enclosure 4) must be completed, whereby one failure of a specific machine must be listed on the warranty form; Wirtgen America supplies a separate warranty claim number for each claim. The warranty claim number must be indicated on any correspondence and on any part affected by warranty. Serial numbers must be provided for all major components replaced, such as gear boxes, hydraulic pumps, motors, electronic components, etc. Serial numbers must be provided for the original as well as the replacement part.

Failure of Hydraulic components or gear boxes require oil samples be taken prior to repair and made available if requested by Wirtgen America.

**Note:**

- Any warranty authority resides with the Wirtgen America Product Support Manager
- One claim per failure, per machine

#### 4.2 Pre-Authorization Requirements

Certain repairs and claims require pre-authorization. The Dealer is responsible for obtaining and documenting pre-authorization when required. Pre-authorization does not exempt the Dealer from complying with warranty provisions outlined in this manual, including documentation of labor hours. Photographs in hard copy or digital form may be required to substantiate any claim.

The Claim Pre-Authorization Form (Enclosure 5) must be submitted via e-mail to the responsible Wirtgen America Product Support Manager or the Warranty Department for approval. Once the pre-authorization is approved, the Dealer will receive detailed instructions on how to continue the process of filing the claim. The claim must be submitted within 30 days of receiving the approval.

The following situations require pre-authorization:

- a) **Accident claims:** Any condition that could have contributed to personal injury or property damage
- b) **Machine modification:** Welding, painting, fabrication
- c) **After-warranty repairs:** Repairs made to any machine that is beyond the parameters of the warranty by months or hours

#### 4.3 Warranty Periods

##### 4.3.1 New machines

- The machine warranty time period with any Wirtgen, Vögele or Hamm product is twelve months from commissioning or 1000 operating hours; whichever occurs first.
- The machine warranty time period with any Kleemann product is twelve months from commissioning or 2000 operating hours; whichever occurs first.
- The engine warranty is covered by the engine manufacturer.



# WIRTGEN AMERICA

## Product Support Manual

---

### 4.3.2 Rental / demonstration machines

- The warranty period is twelve months or 1,000 hours, whichever comes first on a machine. Warranty begins on a rental machine on the first day rented.
- In the case of a demo machine, warranty begins after reaching 50 operating hours provided that it is a new machine.

### 4.3.3 Machines stocked at the Dealer's premises

- The Dealer is obligated to follow storage procedures (carry out appropriate maintenance procedures and maintain records of having done so).
- In the event that the machine is stored for considerable time, the warranty period is twelve months and commences when the machine is put into service for the first time.
- This does not include the engine if it is beyond the engine manufacturer's guidelines.

### 4.3.4 Used or previously owned equipment

- Warranty terms and conditions of used machines are subject to the specific sales agreement.

### 4.3.5 Repaired Parts

- Warranty terms and conditions for repaired or re-manufactured parts are subject to the specific agreement.

### 4.3.6 Machine Parts

- Parts are warranted for 1 year or 1000 hours, whichever comes first.
- Parts replaced under warranty, while the machine is in the standard warranty period, take on the remainder of the machine warranty. If the part fails a second time it takes on the original warranty of the machine part replaced.
- A replacement part used in the normal course of repair has a warranty period of 1 year or 1000 hours, whichever comes first. (See section 8 – Service Parts Warranty).

### 4.3.7 Track Rollers

- Track Rollers are considered wear items. Claims filed for track rollers are subject to be prorated. The Track Roller Failure Report Form (Enclosure 7) must accompany the claim.

#### Note:

Wirtgen America strongly recommends purchasing warranty extensions before the initial start-up if the machine is scheduled to be a rental or a demo unit.

## 4.4 Warranty Exclusions

The following parts, fluids, services, or failures are not covered by this warranty:

- a) Adjustments to bring the machine performance beyond specified standards
- b) Regular maintenance and adjustments required (tightening nuts, bolts, fittings, bulbs, etc.)
- c) Adjustments to correct prior improper or incomplete Dealer adjustments or adjustments that are prohibited in a publication
- d) Performance tolerance levels within  $\pm 10\%$  of published specifications
- e) Replacing or adding fuel, Hydraulic and lubricating oil, grease and anti-freeze, air/filter inserts and replacement parts as the result of normal maintenance requirements, normal use, and/or wear and tear



# WIRTGEN AMERICA

## Product Support Manual

---

- f) Failure of attachments or components that were not supplied by the manufacturer
- g) Damage caused by non-authorized conversion or modification
- h) Failure of or subsequent damage to original parts caused by the use of non-genuine parts
- i) Damage due to the use of contaminated or improper lubricants, anti-freeze, or fuel
- j) Failures resulting from improper application, operation, maintenance, or repair practices
- k) Damage resulting from improper or non-adherence to maintenance procedures or schedules during the warranty period
- l) Damage resulting from negligence and accidents or damages caused by abuse, misuse, vandalism, theft, fire, or natural disaster
- m) Any consequential costs such as downtime, commercial loss, lost wages etc., as well as replacement costs such as leasing, renting etc.
- n) Costs incurred due to application issues or incorrect work performed
- o) Towing, hauling, loading, unloading, and any transportation costs
- p) Freight costs or storage costs
- q) Mileage, bridge, and road tolls
- r) Shop supplies and any type of surcharges
- s) Expenses such as meal or entertainment costs
- t) Transport damage or loss
- u) Repairs required as the result of improper handling, storage or protection
- v) Costs for non-authorized work
- w) Time to identify and order parts as well as time spent on calls for diagnostic assistance
- x) Telephone or any other communication expenses
- y) Engines are warranted directly by the manufacturer of the specific engine
- z) Parts damaged due to chemical, electro-chemical, or similar effects
- aa) Machines forwarded outside the USA or Canada
- ab) Machines having an Hour meter which was tampered with

**Note:**

- All maintenance must be performed according to the Maintenance Manual to avoid warranty claim denial.
- Maintenance costs are the responsibility of the Customer.

### 4.4.1 Non-Warrantable Parts

**Wirtgen Products:**

Engine, tires, track pads, chains & rollers, batteries, clutches, teeth, holders, drive belts, conveyor belts, hoses, lights, bulbs and any wear or maintenance parts.

**Vögele Products:**

Engine, pads, drive chains, drive belts, hoses, lights, bulbs, batteries, any wear or maintenance parts

**Hamm Products:**

Engine, tires, scrapers, batteries, hoses, oscillation belts, lights, bulbs and any wear or maintenance parts.





# WIRTGEN AMERICA

## Product Support Manual

---

### Kleemann Products:

Engines, track pads, batteries, drive chains, blow bars, jaw plates, screen meshes, liner plates, crusher bearings, screen bearings, conveyor bearings support elements (springs, rubber, bumpers), conveyor belts, scrapers, seal elements, hoses, lights, bulbs and any wear or maintenance parts.

### 4.5 Warranty Coverage

The Dealer should consult the responsible Wirtgen America Product Support Manager for analysis of the failure and suggested remedies on machines. The primary goal of consultation is to solve the problem by phone with either the Dealer or the Customer's service personnel, establish an estimate of repair time, and get the machine back in service promptly.

#### Note:

Do not disassemble complete assemblies such as Hydraulic motors and pumps, water pumps, gear boxes, etc., while the machine is within the parameters of warranty. Assemblies should be replaced not repaired (Exception: Disassembly instructed by the responsible Product Support Manager).

#### 4.5.1 Estimated Repair Times

Wirtgen America does not obligate their Dealers to estimate times of repair, but it does expect trained and well-equipped Dealer technicians to perform the warranty repair in a time close to the estimate established during consultation with the responsible Product Support Manager.

#### 4.5.2 Labor and Travel Time

At the time that the Dealer is appointed by Wirtgen America and at the start of each calendar year thereafter, Wirtgen America establishes the Dealer's warranty rates (Enclosure 6) such as:

- Shop rate
- Field Rate

These rates are to be 75% of the Dealers published charge-out rates for service labor and travel.

Copies of the Dealer technician's time card, service report, or both must document labor and/or travel time spent.

#### Note:

- All unusual situations requiring abnormal labor or travel hours will require pre-approval and documentation. Overtime is applicable to "machine down" conditions only, and 75% of the Dealer's posted overtime rate will be paid. Premium labor rates for overtime, weekend, or holiday work will not be paid unless specifically authorized by the responsible Wirtgen America Product Support Manager.
- Dealer labor or travel expenses will not be accepted if a Wirtgen America service representative is present and/or on the job site.
- Only one round trip per incident will be paid with a maximum total round trip travel time of ten hours.
- Repair and material costs incurred through third parties require pre-authorization by the appropriate Wirtgen America Product Support Manager; otherwise these costs will not be reimbursed. Costs must be confirmed by an invoice. This warranty is in lieu of all other warranties (except of title), expressed or implied.



# **WIRTGEN AMERICA**

## **Product Support Manual**

---

### **4.5.3 Comebacks / Rework**

Comebacks or repeat repairs to correct previous incomplete or improper repairs (second or subsequent attempts to repair or correct the same complaint) will not be reimbursed. If information and documentation exist to support a repeat repair claim, contact the responsible Product Support Manager for authorization to submit the claim for review. The Dealer will be paid one time only for repairs or adjustments unless a known product problem is involved or a part failure occurs. Wirtgen America will not pay for substandard repairs.

### **4.5.4 Accommodation**

Accommodation will be paid upon pre-approval up to \$120.00 per night.

### **4.5.5 Parts and Vendor Component Coverage**

Wirtgen America will, at its election, provide a new or rebuilt part in place of any part which upon inspection is found to be defective in material or workmanship during the warranty period. Such part will be repaired or replaced without charge to the Customer from a Wirtgen America representative or an authorized Dealer during normal working hours. Wirtgen America reserves the right to conduct the repair of the machine or replacement of the part at the job site.

**Note:**

- Freight costs are not covered under warranty.

### **4.5.6 Track Roller Parts Warranty (Wirtgen products only)**

Track rollers are wear items. Claims for track rollers are subject to be prorated. Wirtgen America will file track roller claims with the manufacturer. Warranty consideration for track rollers requires the return of the rollers to Wirtgen America, who will forward defective rollers for inspection and analysis. Track roller claims must be accompanied by a Track Roller Failure Report (Enclosure 7) indicating the serial number of the track frame and the location and position of the defective roller in the track frame. Warranty claims submitted without this form will be returned as denied. Claims may be resubmitted via mail within 10 days only with the completed Track Roller Failure Report attached.

**Note:**

- Repairs caused by lack of or improper maintenance of the machine are not reimbursed.
- Any warranty claim for track rollers must indicate the serial number of the track frame.
- Review the following report – Oil Leakage Assessment of Track Rollers – before filing a track roller claim.
- Find more track roller information regarding function, wear and maintenance on [http://www.partsandmore.net/en/content.aspx?fl\\_num=FT&id=4&pageID=405](http://www.partsandmore.net/en/content.aspx?fl_num=FT&id=4&pageID=405)



# WIRTGEN AMERICA

## Product Support Manual

---

### Oil Leakage Assessment of Track Rollers

by Andreas Lipinski

#### 1. Case Study

The undercarriage component track rollers are generally subjected to high loads during operation. Due to the operating conditions of construction machinery, especially the sealing areas of the roller which are heavily stressed by external influences such as dirt.

In practice it repeatedly happen that track rollers are prematurely removed by users if only a little amount of lubricant shows. In many cases it is assumed – mostly without really knowing the correlation – which this is caused by a defective seal. After closer investigation, however, it is very often found that this is not a real leakage in the typical sense but just the lubricant showing under the normal loading of the track roller.

Although in field operation it is not so easy to differentiate between the two cases, the following shall give some advice for a better assessment, above all, because this also plays a role with regard to environmental aspects which most users consider important.

#### 2. Appearance of Leakage on Track Rollers of Excavators and Tractors

Principally, there are three points at which leakage on track rollers may appear [1]:

- At the filling hole plug
- Between track roller and bracket (O-ring of the shaft)
- Between track roller and flange of bracket (floating ring seal).

Oil traces between roller shell and bracket flange (area of the floating ring seal) are the most frequent cause for track rollers removal by the user. In the past, these cases were left unclear whether the roller was leaky or the lubricant showing is just a normal functional effect. In the case of the latter, this is normally called a “sweating” track roller.

##### 2.1 Leaky Track Rollers

Track roller leakage becomes visible in the following way:

- Oil traces are clearly visible in the area of the bracket seal of the track roller.
- The track roller always remains wet and does not get dry.
- In the advanced stage of leakage drops are formed finally leaving oily shoes which are well recognizable after a longer stand still of the machine.

This case of damage has been explained in detail under [1] so that at this point a further explanation is not required.

It should, however, be mentioned that in these cases the roller must be removed for repair. If it cannot be repaired, the roller must be replaced.

##### 2.2 “Sweating” Track Rollers

For functional reasons, a floating ring seal must always float on an oil film to work properly. Here, it often happens that the oil is “sweating” which can be regarded as normal from the structural point of view.

“Sweating” track rollers can be easily identified by slight oil traces on the roller shell although the oil is bound by dirt and dust already after a short period of operation. Principally, track rollers which are commercially available today are designed with an oil amount that allows oil losses due to “sweating” and will not cause a failure.



# WIRTGEN AMERICA

## Product Support Manual

---

“Sweating” of track rollers may have the following causes:

- During assembly, seals are mounted in oily condition. This oil may show on the roller shell after commissioning.
- Due to the geometric design of floating rings the oil gets from the floating area cone through the seal fact up to the seal gap. This oil may also show during operation (Section 5).
- During dirt collection in the external mounting space of the seal, floating rings may, under the influence of sudden axial motions, move away from each other temporarily leaking oil.
- If the machine is not used for a longer time, in particular, if the soil is frozen, floating rings may stick together. If the machine is taken into operation again, seals break free and some oil leaks temporarily.
- A kind of sweating effect may also be produced in winter (under cold conditions) when floating rings temporarily move off due to the changed elasticity of the O-rings until the roller has reached operating temperature.

### 3. Investigation

Over two years INTERTRACTOR AG has carried out systematic investigations on leaky rollers of various sizes having been in operation for 500 to 4000 hours.

The objective of these investigations was to find out if oil traces are due to a principal defect of the seal. Prior to disassembly, track rollers were inspected visually for external damages and the existing oil amount of each roller was assessed by quality and quantity. Then rollers were dismantled and the inside wear was measured. The bearing and the floating ring seal (floating ring and O-seal) required for the sealing of the roller as well as their retainer at the roller shell and bracket were assessed visually and also measured.

### 4. Results of Investigations

Checking the oil amount of the investigated track rollers proved that about 80% of the rollers still had the total oil amount or an amount of oil sufficient for the functioning of the roller. This means that a removal of the rollers was not necessary.

A dimensional check of the rollers did not show any obvious abnormalities. The bearings in the roller shell showed more or less wear which, however, is to be considered as normal. The wear of the bearing which is due to the loading of the roller does not affect its function.

As a result of visual tests of tract rollers and roller components and leak tests, it was proved that floating ring seals did not suffer any functional shortcomings. Thus, based on those comprehensive investigations, it could clearly be stated that the majority of “leaky” rollers were just a result of the normal functioning of floating ring seals.

For a better illustration of the correlation explained in this section, the follow is pursuant to [2] and describes again in more detail the cause of the “sweating” effect of rollers, in particular with regard to the normal functioning of the seal.

### 5. Structural Design and Function of the Floating Ring Seal

The floating ring (fig.1) seal consists of two metal rings of the same shape each elastically embedded in an O-ring [2].

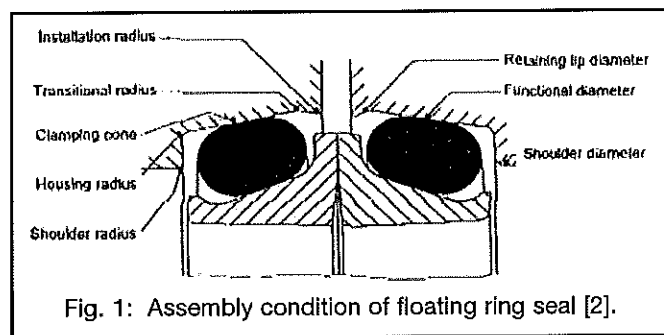
The O-rings are designed for torque transmission and for the static tightness of the floating rings.

The seal is arranged in the roller in such a way that one of the two floating rings is rotary (roller shell) and the other one (bracket) is stationary.

The axial force required for the sealing is achieved by compression of the O-rings between the tension cones of the floating rings and the location borings on roller shell and bracket.

The contact surfaces of the floating rings (floating surfaces) are lapped. From these contact surfaces, the rings are wedge-shaped at a specific angle. The rings seat with their floating surface (lapping or sealing face) upon another and form a gap which is tapered towards the axis. Through this gap the lubricant gets easily to the seat faces.

During operation of the track rollers the seal faces continuously shift towards the internal diameter due to wear. Therefore, the wear reserves are relatively high and are generally sufficient for the service life of a roller in a construction machine. Life limit is reached when the floating surfaces have completely moved to the internal diameter of the floating ring.



A proper function of the seal is only granted if the floating surfaces are separated from each other by a good bearing oil film (mixed friction). Through capillary action during rotation, the lubricant gets into the seal gap. This provides an adequate lubricating and cooling effect preventing a cold welding of the sealing faces.

Due to this function, a minor amount of lubricant shows at the external sealing gap which is not to be regarded as leakage, but indicates the optimum design and proper function of the floating ring seal.

### 6 Conclusions

The results of investigations derived from the functioning of a floating ring seal showed that about 80% of rollers which have been removed for failure analysis were "sweating" rollers.

This means that many track rollers tested for leakage did not have to be removed; i.e., it shows that proper assessment of the rollers would have reduced costs and prevented downtime periods of the machine.

For these reasons, track rollers showing oil traces described as "sweating" rollers should not be removed immediately.

This article should help to make a correct assessment of the real conditions.

### References:

- [1] Kotte, G: Verschleiss an Kettenlaufwerken von Baumaschinen Verlagsgesellschaft Rudolf Muller GmbH, Roeln-Braunsfeld 1984
- [2] Prospekt Laufwerksdichtungen Ausgabe 8939G9-2/94 AF Goetze GmbH. 51388 Burscheid.



# **WIRTGEN AMERICA**

## **Product Support Manual**

---

### **4.5.7 Rubber Track System Warranty (Vögele Products Only)**

#### **4.5.7.1 Warranty Coverage**

Wirtgen America provides warranty coverage for defects in material and workmanship with rubber track system components on paving equipment as listed below. Failures due to a lack of maintenance and or improper operation are not covered under any circumstances.

#### **4.5.7.2 Parts Covered Under Warranty**

1. Rubber tracks
2. Drive, idler and bogie wheels
3. Track frames
4. Idler arms

#### **4.5.7.3 Labor Coverage**

Labor for parts replacement is covered under warranty conform to the terms and conditions in this policy.

#### **4.5.7.4 Warranty Period**

During the first 12 months or 1000 hours of service, whichever occurs first, a free replacement is provided if the failed parts fall within the terms and conditions of this warranty. Beginning with the 13th month and up to 36 months or 3000 Operating hours – whichever occurs first, the warranty on parts is prorated. As an example: a track that has been in service for 20 months will be replaced at 20/36, i.e. Wirtgen America would provide a credit of 44.4% of the original purchase price.

#### **Note:**

- In addition any other warranty terms or conditions stated in this manual are in effect.

### **4.5.8 Non-Wirtgen Parts**

Non-Wirtgen parts are reimbursed only when completing an emergency repair and are specifically excluded from any Wirtgen America Warranty. Parts are reimbursed at actual cost not to exceed the cost of the applicable genuine Wirtgen Group part. Costs must be confirmed with an invoice.

#### **Note:**

- The non-Wirtgen part must meet the standards and specifications of the genuine Wirtgen Group part.
- A non-Wirtgen part should not be installed on a new machine in Dealer stock.
- Send the original invoice with the returned parts.

### **4.5.9 Engine Warranty**

The engine is subject to the warranty terms and conditions of the engine manufacturer.

## **4.6 Dealer Warranty Claim Processing**

The Dealer must carry out warranty work promptly upon the Customer's request. The warranty claim form (Enclosure 4) must be submitted to the Warranty Department within 60 days of the failure date and 30 days of the repair date.



# WIRTGEN AMERICA

## Product Support Manual

---

Discard the claim forms received with the machine; only use the warranty claim form provided by the Wirtgen America Service Department.

The following requirements apply to the preparation of all warranty claim forms:

- All inquiries and correspondence regarding warranty claims should be communicated while using the Wirtgen America claim number (Wirtgen America does not identify claims using the dealer in-house work order number).
- Additional claim forms should be used for parts and labor overflow.
- Provide documentation supporting service technician's labor hours and travel. Attach copies of technician's service reports to support labor hours (Wirtgen America may require documentation for labor and travel on any claim).
- Labor hours and travel hours must be claimed separately. Provide the number of hours and the hourly warranty rate.
- Provide copies of invoices for sub-let repairs.
- Use a manufacturer part number to indicate the part's failure even if the part is actually purchased locally (this will ensure identification of the failed part). Place parentheses around the genuine part number and write "local" in place of the invoice number. A copy of the invoice for any part not purchased from Wirtgen America must be provided. The non-Wirtgen Group part must not exceed the cost of the Wirtgen Group part.
- Claim forms must list original and replacement part serial numbers of electronic and Hydraulic parts must have a serial number (controllers, tracer, slope sensors, pumps, motors etc.).
- E-mail the completed warranty claim form to the Wirtgen America Warranty Department for processing; [warranty@wirtgenamerica.com](mailto:warranty@wirtgenamerica.com)

**Note:**

- The warranty claim form must be filled out in its original format and electronically submitted as an e-mail attachment.
- Supporting documentation must be legible and may be submitted electronically with the claim.
- The warranty claim form and instructions for completion are included in this manual.

### 4.6.1 Warranty Parts Return Procedure

Defective parts may be returned to Wirtgen America only after approval and obtaining a Return Goods Authorization (RGA). Dealers are required to hold all defective warranty parts for 120 days from the date credit is given or the claim is denied.

**Note:**

- Legal Parts - Parts involved in accidents, personal injuries, or property damage must not be scrapped until authorized by Wirtgen America.

There is no mandatory parts return list; any part may be recalled for inspection. However, hydraulic parts, motors, pumps, gear boxes, planetary, track rollers, controllers, electronic consoles, CGC displays, milling depth regulators, tracers, sonic sensors, etc. must always be returned to Wirtgen America.



# WIRTGEN AMERICA

## Product Support Manual

---

**Note:**

- Do not return parts COD. Parts shipped COD will be refused.
- Freight costs are not covered under warranty.
- A RGA is required for the return of any parts.

### 4.6.2 Preparation of Parts and Return Shipments

Parts should be tagged and prepared for return as follows:

- Drain all parts of oil and fluids.
- Clean parts before returning.
- Pad any parts that could be damaged in transit.
- Do not ship large or heavy parts in the same carton with smaller, lighter parts.
- Be certain that all parts are complete and assembled. Do not disassemble any warranty part.
- The RGA number must show on the outside of the box/crate or on the shipping label.
- Enclose a copy of the RGA form as the packing list.

**Note:**

- Failure to return requested parts within 30 days will result in claim denial.
  - ⇒ No parts return is allowed without a Return Goods Authorization. Shipments without a proper RGA will be returned to the sender.
- Parts shipped prior to draining or clean-up are subject to a \$450.00 clean-up fee.
- Air Condition units must be free of Freon Gas before shipping.

### 4.7 Wirtgen America Warranty Claim Processing

The Wirtgen America Warranty Department will review the warranty claim for registration and technical evaluation purposes. Defective parts must be returned to the Warranty Department immediately upon request after receiving a RGA number. The warranty claim numbers must be clearly referenced on the packing list. The Warranty Department will notify the Dealer of the decision in writing.

**Note:**

- All credits are subject to the final vendor decision after inspection.

### 4.8 Back Charges

Payment for warranty, policy, or service parts may subsequently be charged back if the payment proves to be unjustified. Back charges are made for claims that are duplicated, unsubstantiated, or not meeting the requirements stated in this manual (an example of a charge back would be credit issued for a part returned as defective, but inspection and analysis by the manufacturer reveals no problem with the part).

### 4.9 Appeals Procedure

If the warranty applicant believes a denied claim is justified and wishes to appeal, it is not necessary to generate a new claim. Additional justification for the claim along with any supporting documentation such as technician's service report, etc., must be sent via email or fax to Wirtgen America's Warranty Department on the Dealer's letterhead. The appeal must reference the denied claim number and be sent electronically within 15 days of the original denial.





# **WIRTGEN AMERICA**

## **Product Support Manual**

---

### **4.10 Dealer Warranty**

The selling Dealer implies no additional warranty on any item covered by this warranty, and provides no warranty on other items unless he delivers a separate written warranty certificate to the Purchaser. The Dealer has no authority to make any representation or promise on behalf of Wirtgen America or to modify the terms or limitations of this warranty in any way.

### **4.11 Parts Warranty Reimbursement**

Wirtgen America reimburses warrantable parts at 80% of the list price for claims received within the allowed filing period of 60 days of the failure date and 30 days of the repair date. Claims received after the filing time limit will be reimbursed at the invoiced price. Claims will be considered received when the complete and correct information requested on the claim is provided. Requests for additional information to correct the claim will delay the date that the claim is received. Parts purchased below 20% discount are reimbursed at dealer net purchase price.

### **4.12. Extended Warranties**

Wirtgen America is offering several Extended Warranty Programs. Terms and Conditions are specific to a machine and are provided with the sale of the program.

Extended Warranty Plans are inclusive of the standard warranty, i.e. a 2 Year / 2000 Hour Full Machine Warranty expires after 2 years from the date of start-up or 2000 operating hours, whichever occurs first.

### **4.13 Policy**

On occasion a situation may arise when the Wirtgen America Product Support Department will accept claims outside the warranty policy. Special allowances will be made on an individual basis and do not represent an admission of liability by Wirtgen America. Wirtgen America's Product Support Manager may authorize repairs not covered by warranty or credit repairs after the machine is no longer within the parameters of Wirtgen America's warranty when, in his opinion, an owner deserves consideration for beyond warranty repair. The Dealer should not make any commitment to a machine owner without first obtaining Wirtgen America's authorization.

### **4.14 Limitation of Liability**

The remedies of the user set forth under the provisions of warranty outlined above are exclusive and the total liability of Wirtgen America or its Dealer with respect to the sale of the equipment and service furnished hereunder, in connection with the performance or breach thereof, or from the sale, delivery, installation, repair or technical direction covered by or furnished under this sale whether based on contract, warranty, negligence, indemnity, strict liability, or otherwise shall not exceed the purchase price of the unit of equipment.

Wirtgen America, Suppliers, and Dealers shall in no event be liable to the User, any successors in interest, or any beneficiary or assignee relating to this sale for any consequential, incidental, indirect, special, or punitive damages arising out of this sale or any breach thereof, or any defects in, or failure of, or malfunction of the equipment under this sale whether based upon loss of use, lost profits or revenue, interest, lost goodwill, work stoppage, impairment of other goods, loss by reason of shutdown or non-operation, increased expenses of operation of the equipment, cost of purchase of replacement power or claims of users or Customers of the user for service interruption whether or not such loss or damage is based on contract, warranty, negligence, indemnity, strict liability, or otherwise.



# WIRTGEN AMERICA

## Product Support Manual

---

### 4.15 Statement of Warranty

Wirtgen America warrants such equipment, parts, and other products as are manufactured by Wirtgen America against defective material or workmanship for a period of twelve months after date of first delivery or for 1,000 hours of use with any Wirtgen, Vögele and Hamm product and 2000 hours of use with any Kleemann product, whichever comes first, provided that the Buyer sends Wirtgen America a notice of the defect within 30 days of its discovery and clearly establishes that (1) the equipment, parts, etc., have been properly installed and setup, maintained, and operated within the limits of rated and normal usage and (2) that the defect did not result in any manner from the intentional or negligent action or inaction of the Buyer; further provided that Buyer cannot establish that conditions (1) and (2) have been met, then this warranty shall not cover the alleged defect. Failure to give notice of defect within such period shall be a waiver of this Warranty and assistance rendered thereafter shall not extend or revive it. WIRTGEN AMERICA MAKES NO SUCH WARRANTIES WITH RESPECT TO PARTS OR EQUIPMENT NOT MANUFACTURED BY WIRTGEN AMERICA, SUCH AS ENGINES, MOTORS, CLUTCHES, SPEED REDUCERS, PUMPS AND OTHER ASSEMBLIES, VALVES, SOLENOIDS, AND OTHER PARTS AND ACCESSORIES. Accessories, assemblies, and components included in products of Wirtgen America, which are not manufactured by Wirtgen America, are subject only to the warranty of their respective manufacturers.

This warranty shall not cover misuse, alteration, abuse, negligence, accident, acts of God, sabotage, or any item on which serial numbers have been altered, defaced, or removed but shall be limited to repair or replacement, F.O.B., Wirtgen America facility, of those parts which upon inspection by Wirtgen America appear to have been defective in material or workmanship. Wirtgen America will, at its option, use genuine Wirtgen Group or remanufactured parts. Wirtgen Group replacement parts that are used in a repair are covered by the Wirtgen America replacement warranty. Parts such as liners, cutting edges, rubber flashing, conveyor belting, castings, vibrators, teeth, and other wear parts, which are subject to wide variations or destructive service, are not covered by this Warranty and are the maintenance responsibility of the Buyer from the beginning of operation. THIS WARRANTY IS LIMITED TO THE BUYER AND IS NOT ASSIGNABLE OR OTHERWISE TRANSFERABLE.

THIS WARRANTY IS EXPRESSLY IN LIEU OF AND EXCLUDES ALL OTHER WARRANTIES EXPRESSED OR IMPLIED (INCLUDING ANY WARRANTY OF MERCHANTABILITY AND FITNESS OF ANY PRODUCT OR GOODS FOR A PARTICULAR PURPOSE) AND ALL OTHER OBLIGATIONS OR LIABILITIES ON WIRTGEN AMERICA'S PART, AND WIRTGEN AMERICA NEITHER ASSUMES NOR AUTHORIZES ANY OTHER PERSON TO ASSUME FOR WIRTGEN AMERICA ANY OTHER LIABILITY IN CONNECTION WITH THE SALE OF WIRTGEN AMERICA'S PRODUCTS. THERE ARE NO WARRANTIES THAT EXTEND BEYOND THE DESCRIPTION ON THE FACE HEREOF.

#### LIMITATION OF LIABILITY

It is agreed that in the event of breach of any warranty by WIRTGEN AMERICA the liability of WIRTGEN AMERICA shall be limited exclusively to the remedies of repair or replacement of defective parts covered by the Warranty set forth in the paragraph WARRANTY ON EQUIPMENT above and that such repair and replacement shall be Buyer's sole and exclusive remedy. WIRTGEN AMERICA shall not have any liability whatsoever for loss of use or for any other incidental, consequential, or other damages or losses resulting from a breach of warranty, such as, but not by way of limitation, labor costs, loss of profits, loss of use of other than equipment, third party repairs, personal injury, emotional or mental distress, improper performance of work, penalties of any kind, loss of service of personnel, or any other damages or losses which may be experienced by the Buyer.

Wirtgen America, Inc.  
Wirtgen America Machine Warranty  
WAI 08-13/Rev 2-05



# **WIRTGEN AMERICA**

## **Product Support Manual**

---

### **5 Enclosures to the Service and Warranty Policy**

All of the enclosed forms are available in electronic format. Wirtgen America is only accepting forms filled-in electronically, no handwritten filled-in forms are accepted (with the exception of signatures).

#### **5.1 Wirtgen Machine Inspection & Receiving Report (Enclosure 1a)**



##### **5.1.1 Wirtgen Machine Inspection & Receiving Report Completion Instructions**

Electronically enter the data on the form as explained below. Once you have completed, save the file. Have all required personnel sign the form. Once signed, the form must be electronically scanned and emailed as an attachment to the Warranty Department; [warranty@wirtgenamerica.com](mailto:warranty@wirtgenamerica.com). The serial number of the machine must appear in the e-mail subject line. If you are unable to electronically send the form then you may return it via mail or fax.

- (1) Complete Customer physical address
- (2) Complete Dealer physical address
- (3) Machine model
- (4) Serial number of the machine
- (5) Engine model
- (6) Serial number of the engine
- (7) Machine inspection and receiving (PDI) date
- (8) Start-up date of the machine
- (9) Indication of the machine status
- (10) Operating hours when inspected
- (11) Inspect and check that the machine conforms to items listed
- (12) Indicate receipt of documentation and accessories
- (13) Note if there are any problems
- (14) Printed name, signature, and date by a Customer representative
- (15) Printed name, signature, and date by a Dealer representative
- (16) Printed name, signature, and date by a Wirtgen representative (if present)
- (17) Printed name, signature, and date by the Operating Personnel.

**COMMISSIONING DOCUMENTS ARE TO BE SUBMITTED WITHIN 15 DAYS OF THE COMMISSIONING DATE.**

## Enclosure 1a

 		<b>Machine Inspection &amp; Receiving Report</b>		Wirtgen America, Inc. 6030 Dana Way, Antioch, TN 37013 USA Phone (615) 501-0605 · Fax (615) 501-0692 www.wirtgenamerica.com	
Customer:			Dealer:		
Street: <span style="border: 1px solid black; padding: 0 5px;">1</span>			Street: <span style="border: 1px solid black; padding: 0 5px;">2</span>		
City, State, Zip:			City, State, Zip:		
Country:			Country:		
Machine Model: <span style="border: 1px solid black; padding: 0 5px;">3</span>		Engine Model: <span style="border: 1px solid black; padding: 0 5px;">5</span>		PDI Date: <span style="border: 1px solid black; padding: 0 5px;">7</span>	
Machine Serial No: <span style="border: 1px solid black; padding: 0 5px;">4</span>		Engine Serial No: <span style="border: 1px solid black; padding: 0 5px;">6</span>		Start-Up Date: <span style="border: 1px solid black; padding: 0 5px;">8</span>	
Machine Status: <span style="border: 1px solid black; padding: 0 5px;">9</span>		Sale: <input type="checkbox"/> Lease: <input type="checkbox"/> Stock: <input type="checkbox"/> Rental: <input type="checkbox"/> Demo: <input type="checkbox"/>		Operating Hours: <span style="border: 1px solid black; padding: 0 5px;">10</span>	
<i>Use the technical documentation to ensure proper adjustments and procedures!</i>					
<b>IMPORTANT!! CHECK NOW TO ENSURE THAT ALL LIGHTS, TOOLS, AND ACCESSORIES ARE WITH THE MACHINE. NOTE ANY SHIPPING DAMAGES ON THE WAYBILL, AND REPORT IT IMMEDIATELY ALONG WITH ANY SHORTAGES. DO NOT WAIT FOR THIS LIST TO REACH US.</b>					
C-Checked    S-Serviced    M-Missing    F-Fixed    R-Replaced    A-Adjusted    D-Damaged    O.K.    Yes / No					
1. Service Engine Only	22. Steps - Ladders	40. Mold Board			
2. Lubricate - Grease	23. Exhaust System	41. Water Tank - Rust / Leak			
3. Battery Water Level	24. Toolbox - Tools <span style="border: 1px solid black; padding: 0 5px;">11</span>	42. Wheels - Nuts / Tires			
4. Air Filter Engine	25. Paint	43. Track Pads / Bolts			
5. Hydraulic Oil Tank Level	26. Conveyor Safety Cables	44. Electric System - Drum - Conveyor - Water			
6. Hydraulic Functions	27. Winterized F* ( )	45. Back-up Alarm			
7. Hydraulic Pressure Test	28. All warning systems function properly	46. Patrol Light			
8. Milling Drum Teeth	29. Drum Bearing RH	47. Electrical System			
9. Cutter Gearbox	30. All maintenance requirements are explained and machine lubricated in customer's presence utilizing lube chart	48. Conveyor Upper			
10. Clutch / V-Belts / Pulley	31. Service Complete Machine	49. Belts - Rollers - Bearing			
11. Water System / Pump / Nozzles	32. Cooling System F*	50. Conveyor Hydraulic Hoses			
12. Track Drive / Brakes	33. V-Belts / Fan	51. Sonar Cables - Slope Sensor			
13. Track Chains / Rollers	34. Engine - RPM - Stop Solenoid	52. Hand Rails - Covers - Hood			
14. Electric System - Travel	35. Hydraulic Leak / Hoses	53. Air System			
15. Warnings / Function / Signs	36. Hydraulic Cylinders	54. Manuals, Operational - Parts - Safety			
16. Work Lights	37. Hydraulic Drive System	55. Clean			
17. Moldboard Safety Switch	38. Holders - Type 2 / Type 3 Bolts	56. Safety / Legs / Supports			
18. Conveyor Lower	39. Deutz Engines only Fuel Pressure	57. All safety functions and decals checked			
19. Belt - Roller - Bearing	Bar ( ) 5 bar min				
20. Conveyor Slewing Bracket					
21. Grade Control Box RH LH					
Manuals received: <span style="border: 1px solid black; padding: 0 5px;">12</span>		<input type="checkbox"/> Operators <input type="checkbox"/> Parts <input type="checkbox"/> Schematic <input type="checkbox"/> Engine <input type="checkbox"/> Safety			
Parts received with machine: <span style="border: 1px solid black; padding: 0 5px;">13</span>		<input type="checkbox"/> Toolbox <input type="checkbox"/> Beacon (s) <input type="checkbox"/> QTY    Work Lights			
Notes: <span style="border: 1px solid black; padding: 0 5px;">13</span>					
<b>This report must be completed and returned to Wirtgen America within FIFTEEN (15) DAYS after receipt of machine. FAILURE TO DO SO WILL RESULT IN DENIAL OF ANY WARRANTY CLAIMS SUBMITTED ON THIS MACHINE.</b>					
The Dealer representative / Customer representative hereby acknowledge that the following was explained and understood: <ul style="list-style-type: none"> <li>⇒ The above-mentioned machine was handed over in a satisfactory and complete condition</li> <li>⇒ Safety procedures and regulations including the location of all safety signs and their meanings</li> <li>⇒ The operation and maintenance of the machine including the location of operation controls and maintenance points</li> <li>⇒ The availability and the use of operation, maintenance, parts, and safety manuals</li> </ul>					
Customer Representative		Dealer Representative		Wirtgen Group Representative	
Printed Name:					
Signature: <span style="border: 1px solid black; padding: 0 5px;">14</span>		Signature: <span style="border: 1px solid black; padding: 0 5px;">15</span>		Signature: <span style="border: 1px solid black; padding: 0 5px;">16</span>	
Date:					
Operating Personnel		Operating Personnel		Operating Personnel	
Printed Name:					
Signature: <span style="border: 1px solid black; padding: 0 5px;">17</span>		Signature: <span style="border: 1px solid black; padding: 0 5px;">17</span>		Signature: <span style="border: 1px solid black; padding: 0 5px;">17</span>	
Date:					



# **WIRTGEN AMERICA**

## **Product Support Manual**

---



### **5.2 Vögele Machine Inspection & Receiving Report (Enclosure 1b)**

#### **5.2.1 Vögele Machine Inspection & Receiving Report Completion Instructions**

Electronically enter the data on the form as explained below. Once you have completed, save the file. Have all required personnel sign the form. Once signed, the form must be electronically scanned and emailed as an attachment to the Warranty Department; [warranty@wirtgenamerica.com](mailto:warranty@wirtgenamerica.com). The serial number of the machine must appear in the e-mail subject line. If you are unable to electronically send the form then you may return it via mail or fax.

- (1) Complete Customer physical address
- (2) Complete Dealer physical address
- (3) Machine model
- (4) Serial number of the machine
- (5) Screed model
- (6) Serial number of the screed
- (7) Engine model
- (8) Serial number of the engine
- (9) Machine inspection and receiving (PDI) date
- (10) Start-up date of the machine
- (11) Indication of the machine status
- (12) Operating hours when inspected
- (13) Inspect and check that the machine conforms to items listed
- (14) Note if there are any problems
- (15) Printed name, signature, and date by a Customer representative
- (16) Printed name, signature, and date by a Dealer representative
- (17) Printed name, signature, and date by a Wirtgen representative (if present)
- (18) Printed name, signature, and date by the Operating Personnel.

**COMMISSIONING DOCUMENTS ARE TO BE SUBMITTED WITHIN 15 DAYS OF THE COMMISSIONING DATE.**

		<h2 style="margin: 0;">Machine Inspection &amp; Receiving Report</h2>	Wirtgen America, Inc. 6030 Dana Way, Antioch, TN 37013 USA Phone (615) 501-0605 • Fax (615) 501-0692 www.wirtgenamerica.com
Customer:		Dealer:	
Street: <span style="float: right;">1</span>		Street: <span style="float: right;">2</span>	
City, State, Zip:		City, State, Zip:	
Country:		Country:	
Machine Model: <span style="float: right;">3</span>	Screed Model: <span style="float: right;">5</span>	Engine Model: <span style="float: right;">7</span>	PDI Date: <span style="float: right;">9</span>
Machine Ser. No: <span style="float: right;">4</span>	Screed Ser. No: <span style="float: right;">6</span>	Engine Ser. No: <span style="float: right;">8</span>	Start-Up Date: <span style="float: right;">10</span>
Machine Status: <span style="float: right;">11</span> Sale: <input type="checkbox"/> Lease: <input type="checkbox"/> Stock: <input type="checkbox"/> Rental: <input type="checkbox"/> Demo: <input type="checkbox"/> Operating Hours: <span style="float: right;">12</span>			
<b>Use the technical documentation to ensure proper adjustments and procedures!</b>			
<b>IMPORTANT!! CHECK NOW TO ENSURE THAT ALL LIGHTS, TOOLS, AND ACCESSORIES ARE WITH THE MACHINE. NOTE ANY SHIPPING DAMAGES ON THE WAYBILL, AND REPORT IT IMMEDIATELY ALONG WITH ANY SHORTAGES. DO NOT WAIT FOR THIS LIST TO REACH US.</b>			
Please check the boxes as marked: <input checked="" type="checkbox"/> Good/Corrected <input type="checkbox"/> N/A			
Note: The Distributor shall place a check in the appropriately marked box. If corrective action is needed, please describe the discrepancy and corrective action in the comment space below. The Distributor shall take appropriate action to correct all discrepancies found during the inspection. Sign and return this form upon receipt of the machine.			
<b>A. Systems Check (Electric and Hydraulic):</b> Engine Neutral Start <input type="checkbox"/> Emergency Stop System <input type="checkbox"/> Functions of All Switches & Gauges <input type="checkbox"/> Display <input type="checkbox"/> Light Kit <input type="checkbox"/> Battery and Terminals <input type="checkbox"/> All Cylinder Functions <input type="checkbox"/> Feeder Sensors <input type="checkbox"/> Horn and Warning Lights <input type="checkbox"/> Automatic Grade and Slope <input type="checkbox"/> Feeder System <input type="checkbox"/> Paves System <input type="checkbox"/> Pave / Travel Shifting <input type="checkbox"/> Differential Lock <input type="checkbox"/> All-Wheel Drive <input type="checkbox"/> Front-Wheel Assist <input type="checkbox"/> Truck Hitch <input type="checkbox"/> Hydraulic Fluid Level <input type="checkbox"/>  Screed Functions <input type="checkbox"/> Screed Vibration <input type="checkbox"/> Screed Hydraulic Extension <input type="checkbox"/> Height Adjustment / Power Slope <input type="checkbox"/>	<b>B. Steering Check:</b> All Linkages with Nuts and Bolts <input type="checkbox"/> Full 360° Right & Left Turn (Wheel) <input type="checkbox"/> Counter Rotate Function (Rubber Track) <input type="checkbox"/> Bogies for Proper Tracking & Tow-In <input type="checkbox"/>  <b>C. Drive Train:</b> All Fluid Levels <span style="float: right;">13</span> <input type="checkbox"/> Pump Drive Gear Box <input type="checkbox"/> Propel Gear Box <input type="checkbox"/> Park Brake <input type="checkbox"/> Rubber Track Drive System <input type="checkbox"/> Calcium Level & Tire Pressure <input type="checkbox"/> Wheel / Drive Sprocket Lugs <input type="checkbox"/>  <b>D. General Check:</b> Loose Nuts & Bolts <input type="checkbox"/> Drive Chains & Conveyor Chains <input type="checkbox"/> Drive Belts <input type="checkbox"/> Grease Points as per Lubrication Chart <input type="checkbox"/> Oil Leaks <input type="checkbox"/> Paint Condition <input type="checkbox"/> Automatic Lubrication System <input type="checkbox"/>	<b>E. Engine Check:</b> All Fluid Levels <input type="checkbox"/> Low, High, and Auto Idle RPM <input type="checkbox"/> Instruments / Display for Proper Operation <input type="checkbox"/> Radiator Hoses and Clamps <input type="checkbox"/> Air Intake System <input type="checkbox"/> V-Belts Condition <input type="checkbox"/> <b>F. Screed Check</b> Thickness Control <input type="checkbox"/> Extension Screed Angle of Attack <input type="checkbox"/> Power Slope <input type="checkbox"/> Crown and Invert <input type="checkbox"/> Heating System <input type="checkbox"/> Wash Down System <input type="checkbox"/> Screed Parallelism <input type="checkbox"/> Strike-off Plates <input type="checkbox"/>  <b>G. Others:</b> Manuals for Tractor and Screed <input type="checkbox"/> - Parts <input type="checkbox"/> - Operation & Maintenance <input type="checkbox"/> - Engine Manuals <input type="checkbox"/> - Safety Manuals <input type="checkbox"/> Additional Parts Ordered Complete <input type="checkbox"/> Options Complete, Conform to Order <input type="checkbox"/> No Transport Damages <input type="checkbox"/>	
Notes: <span style="float: right;">14</span>			
<b>This report must be completed and returned to Wirtgen America within FIFTEEN (15) DAYS after receipt of machine. FAILURE TO DO SO WILL RESULT IN DENIAL OF ANY WARRANTY CLAIMS SUBMITTED ON THIS MACHINE.</b>			
The Dealer representative / Customer representative hereby acknowledge that the following was explained and understood: ⇒ The above-mentioned machine was handed over in a satisfactory and complete condition ⇒ Safety procedures and regulations including the location of all safety signs and their meanings ⇒ The operation and maintenance of the machine including the location of operation controls and maintenance points ⇒ The availability and the use of operation, maintenance, parts, and safety manuals			
Customer Representative		Dealer Representative	
Printed Name:		Wirtgen Group Representative	
Signature: <span style="float: right;">15</span>		Signature: <span style="float: right;">16</span>	
Date:		Date:	
Operating Personnel		Operating Personnel	
Printed Name:		Operating Personnel	
Signature: <span style="float: right;">18</span>		Signature: <span style="float: right;">18</span>	
Date:		Date:	



# **WIRTGEN AMERICA**

## **Product Support Manual**

---



### **5.3 Hamm Machine Inspection & Receiving Report (Enclosure 1c)**

#### **5.3.1 Hamm Machine Inspection & Receiving Report Completion Instructions**

Electronically enter the data on the form as explained below. Once you have completed, save the file. Have all required personnel sign the form. Once signed, the form must be electronically scanned and emailed as an attachment to the Warranty Department; [warranty@wirtgenamerica.com](mailto:warranty@wirtgenamerica.com). The serial number of the machine must appear in the e-mail subject line. If you are unable to electronically send the form then you may return it via mail or fax.

- (1) Complete Customer physical address
- (2) Complete Dealer physical address
- (3) Machine model
- (4) Serial number of the machine
- (5) Engine model
- (6) Serial number of the engine
- (7) Machine inspection and receiving (PDI) date
- (8) Start-up date of the machine
- (9) Indication of the machine status
- (10) Operating hours when inspected
- (11) Inspect and check that the machine conforms to items listed
- (12) Note if there are any problems
- (13) Printed name, signature, and date by a Customer representative
- (14) Printed name, signature, and date by a Dealer representative
- (15) Printed name, signature, and date by a Wirtgen representative (if present)
- (16) Printed name, signature, and date by the Operating Personnel.

**COMMISSIONING DOCUMENTS ARE TO BE SUBMITTED WITHIN 15 DAYS OF THE COMMISSIONING DATE.**

		<h2 style="margin: 0;">Machine Inspection &amp; Receiving Report</h2>	Wirtgen America, Inc. 6030 Dana Way, Antioch, TN 37013 USA Phone (615) 501-0605 • Fax (615) 501-0692 www.wirtgenamerica.com
Customer:		Dealer:	
Street: <span style="border: 1px solid black; padding: 0 10px;">1</span>		Street: <span style="border: 1px solid black; padding: 0 10px;">2</span>	
City, State, Zip:		City, State, Zip:	
Country:		Country:	
Machine Model: <span style="border: 1px solid black; padding: 0 10px;">3</span>	Engine Model: <span style="border: 1px solid black; padding: 0 10px;">5</span>	PDI Date: <span style="border: 1px solid black; padding: 0 10px;">7</span>	
Machine Serial No: <span style="border: 1px solid black; padding: 0 10px;">4</span>	Engine Serial No: <span style="border: 1px solid black; padding: 0 10px;">6</span>	Start-Up Date: <span style="border: 1px solid black; padding: 0 10px;">8</span>	
Machine Status: <span style="border: 1px solid black; padding: 0 5px;">9</span> Sale: <input type="checkbox"/> Lease: <input type="checkbox"/> Stock: <input type="checkbox"/> Rental: <input type="checkbox"/> Demo: <input type="checkbox"/> Operating Hours: <span style="border: 1px solid black; padding: 0 10px;">10</span>			
<i>Use the technical documentation to ensure proper adjustments and procedures!</i>			
<b>IMPORTANT!! CHECK NOW TO ENSURE THAT ALL LIGHTS, TOOLS, AND ACCESSORIES ARE WITH THE MACHINE. NOTE ANY SHIPPING DAMAGES ON THE WAYBILL, AND REPORT IT IMMEDIATELY ALONG WITH ANY SHORTAGES. DO NOT WAIT FOR THIS LIST TO REACH US.</b>			
Please check the boxes as marked: <input checked="" type="checkbox"/> Good/Corrected <input type="checkbox"/> N/A			
Note: The Distributor shall place a check in the appropriately marked box. If corrective action is needed, please describe the discrepancy and corrective action in the comment space below. The Distributor shall take appropriate action to correct all discrepancies found during the inspection. Sign and return this form upon receipt of the machine.			
<b>Check the following:</b> Gauges / Warning Lights <input type="checkbox"/> Paint / Overall Appearance <input type="checkbox"/> Loose Nuts and Bolts <input type="checkbox"/> Tire Pressure <input type="checkbox"/> Battery Connections <input type="checkbox"/> V-Belt Condition <input type="checkbox"/> Wheel Lug Nut Torque <input type="checkbox"/>		<b>Check level of:</b> Engine Oil <span style="border: 1px solid black; padding: 0 10px;">11</span> <input type="checkbox"/> Hydranlic Oil <input type="checkbox"/> Differentials <input type="checkbox"/> Planetaries <input type="checkbox"/> Vibratory Housing <input type="checkbox"/> Transfer / Reduction Gear Box <input type="checkbox"/> Lube All Service Points <input type="checkbox"/>	
<b>Check Controls and Connections of:</b> Forward / Reverse System <input type="checkbox"/> Parking Brake System <input type="checkbox"/> Braking System <input type="checkbox"/> Steering System <input type="checkbox"/> Vibration System <input type="checkbox"/> Water Sprinkler System <input type="checkbox"/>		<b>The following must be explained upon delivery:</b> Use of Operator, Safety, and Parts Manuals <input type="checkbox"/> Fuel and Lube Specifications <input type="checkbox"/> Location and Care of Oil and Air Filters <input type="checkbox"/> Care of Hydraulic System <input type="checkbox"/> Cold Weather Operations and Storage <input type="checkbox"/> Safe Roller Operations <input type="checkbox"/>	
Notes: <span style="border: 1px solid black; padding: 0 10px; display: block; margin-left: 400px;">12</span>			
<b>This report must be completed and returned to Wirtgen America within <u>FIFTEEN (15) DAYS</u> after receipt of machine. FAILURE TO DO SO WILL RESULT IN DENIAL OF ANY WARRANTY CLAIMS SUBMITTED ON THIS MACHINE.</b>			
The Dealer representative / Customer representative hereby acknowledge that the following was explained and understood: ⇒ The above-mentioned machine was handed over in a satisfactory and complete condition ⇒ Safety procedures and regulations including the location of all safety signs and their meanings ⇒ The operation and maintenance of the machine including the location of operation controls and maintenance points ⇒ The availability and the use of operation, maintenance, parts, and safety manuals			
Customer Representative		Dealer Representative	
Printed Name:		Printed Name:	
Signature: <span style="border: 1px solid black; padding: 0 10px;">13</span>		Signature: <span style="border: 1px solid black; padding: 0 10px;">14</span>	
Date:		Date:	
Operating Personnel		Operating Personnel	
Printed Name:		Printed Name:	
Signature: <span style="border: 1px solid black; padding: 0 10px;">16</span>		Signature: <span style="border: 1px solid black; padding: 0 10px;">16</span>	
Date:		Date:	





# **WIRTGEN AMERICA**

## **Product Support Manual**

---



### **5.4 Kleemann Machine Inspection & Receiving Report (Enclosure 1d)**

#### **5.4.1 Kleemann Machine Inspection & Receiving Report Completion Instructions**

Electronically enter the data on the form as explained below. Once you have completed, save the file. Have all required personnel sign the form. Once signed, the form must be electronically scanned and emailed as an attachment to the Warranty Department; [warranty@wirtgenamerica.com](mailto:warranty@wirtgenamerica.com). The serial number of the machine must appear in the e-mail subject line. If you are unable to electronically send the form then you may return it via mail or fax.

- (1) Complete Customer physical address
- (2) Complete Dealer physical address
- (3) Machine model
- (4) Serial number of the machine
- (5) Engine model
- (6) Serial number of the engine
- (7) Machine inspection and receiving (PDI) date
- (8) Start-up date of the machine
- (9) Indication of the machine status
- (10) Operating hours when inspected
- (11) Inspect and check that the machine conforms to items listed
- (12) Indicate receipt of documentation and accessories
- (13) Note if there are any problems
- (14) Printed name, signature, and date by a Customer representative
- (15) Printed name, signature, and date by a Dealer representative
- (16) Printed name, signature, and date by a Wirtgen representative (if present)
- (17) Printed name, signature, and date by the Operating Personnel.

**COMMISSIONING DOCUMENTS ARE TO BE SUBMITTED WITHIN 15 DAYS OF THE COMMISSIONING DATE.**

		<h2 style="margin: 0;">Machine Inspection &amp; Receiving Report</h2>	Wirtgen America, Inc. 6030 Dana Way, Antioch, TN 37013 USA Phone (615) 501-0605 · Fax (615) 501-0692 www.wirtgenamerica.com
Customer:		Dealer:	
Street: <span style="border: 1px solid black; padding: 0 10px;">1</span>		Street: <span style="border: 1px solid black; padding: 0 10px;">2</span>	
City, State, Zip:		City, State, Zip:	
Country:		Country:	
Machine Model: <span style="border: 1px solid black; padding: 0 10px;">3</span>	Engine Model: <span style="border: 1px solid black; padding: 0 10px;">5</span>	PDI Date: <span style="border: 1px solid black; padding: 0 10px;">7</span>	
Machine Serial No: <span style="border: 1px solid black; padding: 0 10px;">4</span>	Engine Serial No: <span style="border: 1px solid black; padding: 0 10px;">6</span>	Start-Up Date: <span style="border: 1px solid black; padding: 0 10px;">8</span>	
Machine Status: <span style="border: 1px solid black; padding: 0 10px;">9</span>		Sale: <input type="checkbox"/>	Lease: <input type="checkbox"/>
		Stock: <input type="checkbox"/>	Rental: <input type="checkbox"/>
		Demo: <input type="checkbox"/>	Operating Hours: <span style="border: 1px solid black; padding: 0 10px;">10</span>
Use the technical documentation to ensure proper adjustments and procedures!			
<b>IMPORTANT!! CHECK NOW TO ENSURE THAT ALL LIGHTS, TOOLS, AND ACCESSORIES ARE WITH THE MACHINE. NOTE ANY SHIPPING DAMAGES ON THE WAYBILL, AND REPORT IT IMMEDIATELY ALONG WITH ANY SHORTAGES. DO NOT WAIT FOR THIS LIST TO REACH US.</b>			
C-Checked    S-Serviced    M-Missing    F-Fixed    R-Replaced    A-Adjusted    D-Damaged    O.K    Yes / No			
1. Service Engine		22. Belts / Rollers / Bearings	
2. Winterized F' ( )		23. Sealing Rubber	
3. Cooling System F'		24. Slewing / Moving Parts	
4. V-Belts / Fan		25. Hydraulic Functions	
5. Engine – RPM		26. Hydraulic Pressure Test	
6. Battery Water Level		27. Track Drive / Brakes	
7. Engine Air Filter	<span style="border: 1px solid black; padding: 0 10px;">11</span>	28. Track Chains / Rollers	
8. Lubricate Entire Machine		29. Track Pads / Bolts	
9. Hydraulic Oil Tank Level		30. Track Function / Alarm	
10. Electrical System – Cabinet		31. Steps – Ladders – Walkways	
11. Warnings / Functions / Signs		32. Check for Loose Bolts	
12. Overpressure System Functional		33. Hydraulic Leaks / Hoses	
13. Electrical Connections Motors		34. Hydraulic Cylinders	
14. Feeder Throw		35. Toolbox – Tools	
15. Screen Throw		36. Manuals, Operational – Parts – Safety	
16. Screen Box Wear Parts		37. All Safety Functions and Decals Checked	
17. Screen Bearings		38. Additional Parts Ordered Complete	
18. Crusher Wear Parts		39. Options Complete and Conform to Order	
19. Crusher Bearings		40. Transport Damages	
20. Clutch / V-Belts / Pulley		41. Paint Condition	
21. Conveyors		42. Clean Machine	
Manuals received: <span style="border: 1px solid black; padding: 0 10px;">12</span>	<input type="checkbox"/> Operators	<input type="checkbox"/> Parts	<input type="checkbox"/> Schematic
	<input type="checkbox"/> Engine	<input type="checkbox"/> Safety	
Parts received with machine:	<input type="checkbox"/> Toolbox	<input type="checkbox"/> Beacon (s)	<input type="checkbox"/> QTY _____ Work Lights
Notes: <span style="border: 1px solid black; padding: 0 10px; display: inline-block; width: 150px; height: 20px; vertical-align: middle;">13</span>			
<b>This report must be completed and returned to Wirtgen America within <u>FIFTEEN (15) DAYS</u> after receipt of machine. FAILURE TO DO SO WILL RESULT IN DENIAL OF ANY WARRANTY CLAIMS SUBMITTED ON THIS MACHINE.</b>			
The Dealer representative / Customer representative hereby acknowledge that the following was explained and understood:			
⇒ The above-mentioned machine was handed over in a satisfactory and complete condition			
⇒ Safety procedures and regulations including the location of all safety signs and their meanings			
⇒ The operation and maintenance of the machine including the location of operation controls and maintenance points			
⇒ The availability and the use of operation, maintenance, parts, and safety manuals			
Customer Representative		Dealer Representative	
Printed Name:		Printed Name:	
Signature: <span style="border: 1px solid black; padding: 0 10px;">14</span>		Signature: <span style="border: 1px solid black; padding: 0 10px;">15</span>	
Date:		Date:	
Operating Personnel		Operating Personnel	
Printed Name:		Printed Name:	
Signature: <span style="border: 1px solid black; padding: 0 10px;">17</span>		Signature: <span style="border: 1px solid black; padding: 0 10px;">17</span>	
Date:		Date:	



# **WIRTGEN AMERICA**

## **Product Support Manual**

---

### **5.5 Confirmation of Receipt – Machine Guarantee (Enclosure 2)**

The purpose of this form is to start the warranty on the machine. The form is to be completed and returned to the Wirtgen America Warranty Department upon delivery of the machine to your Customer as a sold unit. A machine that is rented should be registered as a rental unit. The in-service date for a rental unit is the first day that it is rented to a Customer. Demo units are to be registered when the hour meter exceeds 50 hours of service for warranty claims to be considered. This form must be completed and received by the Wirtgen America Warranty Department along with the Machine Inspection and Receiving Report before warranty claims will be considered for sold, leased or rented machines.


This form must be completed when a machine is sold as a new, rental or lease machine. For example if a machine has been leased to a Customer but registered as a Rental Machine, the registration needs to be changed if the Customer purchases the machine at the end of the lease.

#### **5.5.1 Confirmation of Receipt – Machine Guarantee Card Completion Instructions**

Electronically enter the data on the form as explained below. Once you have completed the form, save and print the file. Have all required personnel sign the form. Once signed, the form must be electronically scanned and emailed as an attachment to the Warranty Department; [warranty@wirtgen-america.com](mailto:warranty@wirtgen-america.com). The serial number of the machine must appear in the e-mail subject line. If you are unable to electronically send the form then you may return it via mail or fax.

- (1) Select the appropriate Wirtgen America Product Line
- (2) Complete Dealer physical address – All fields are to be completely filled in.
- (3) Machine model – model number of machine
- (4) Serial number of the machine
- (5) Year of manufacture
- (6) Check new or used machine
- (7) Engine model
- (8) Serial number of the engine
- (9) Start-up date of the machine
- (10) Machine operating hours at start-up
- (11) Machine location at start up (City, State)
- (12) Complete Customer physical address – All fields are to be completely filled in.  
The street address MUST be a physical address. P.O. Box numbers are not acceptable.
- (13) Contact first and last name for the responsible safety personnel with e-mail address and phone number
- (14) Contact first and last name for the responsible service/maintenance personnel with e-mail address and phone number
- (15) Contact first and last name for the responsible machine operations personnel with e-mail address and phone number
- (16) Signature by a Customer representative
- (17) Signature by a Dealer representative
- (18) Name and title of the Operating Personnel.

## Enclosure 2

	<input type="checkbox"/> Wirtgen <input type="checkbox"/> Vögele <b>1</b> <input type="checkbox"/> Hamm <input type="checkbox"/> Kleemann	<h3>Confirmation of Receipt / Machine Guarantee</h3>	Wirtgen America, Inc. 6030 Dana Way, Antioch, TN 37013 USA Phone (615) 501-0605 · Fax (615) 501-0692 <a href="http://www.wirtgenamerica.com">www.wirtgenamerica.com</a>
<p>This form is to be completed and returned, with a completed PDI form, to Wirtgen America, Inc. upon delivery of the machine to your customer as a sold unit. A machine that is rented should be registered as a rental unit. The in-service date for a rental unit is the first day it is rented to a customer. Demo units are to be registered when the hour meter exceeds fifty (50) hours of service for warranty claims to be considered. The enclosed safety manual is to be placed with the machine. In order to maintain our machine records for future mailings and machine updates, we ask that you supply the contact name, phone number and email address of the person responsible for documents pertaining to Safety, Service/Maintenance and Machine Operations.</p> <p>By signing this form, the responsible persons confirm that they know the location of safety devices and that they have read and understand the operating and safety instructions that were received with the machine. Operating personnel confirm that they have received operation and safety instructions necessary for putting the machine into service. Dealers are responsible for obtaining the proper signatures from their customers.</p> <p>This form registers the warranty for the machine and ensures that you and your customers are aware of the safety requirements for machine operation. This completed form must be on file with Wirtgen America, Inc. before any warranty claims will be processed.</p>			
Dealer:		Customer:	
Street: <b>2</b>		Street: <b>12</b>	
City/State/Zip:		City/State/Zip:	
Country:		Contacts - Safety: <b>13</b>	
Machine Model: <b>3</b>		Phone:	
Serial Number: <b>4</b>		Email:	
Year of Mfg.: <b>5</b> <input type="checkbox"/> New <b>6</b> <input type="checkbox"/> Used		Service/Maintenance: <b>14</b>	
Engine Model: <b>7</b>		Phone:	
Engine Serial Number: <b>8</b>		Email:	
Start-Up Date: <b>9</b>		Machine Operations: <b>15</b>	
Hours at Start-Up: <b>10</b>		Phone:	
Machine-Location: <b>11</b>		Email:	
<p><b>Note:</b> Herewith, I confirm receipt of all documents necessary for putting the machine into operation in accordance with these instructions:</p> <ol style="list-style-type: none"> <li>1. Operating instructions</li> <li>2. Operating instructions for engine</li> <li>3. Safety instructions and location of safety devices</li> </ol> <p>I am aware of the fact that, according to the safety regulations applicable, the operating personnel must read and properly comprehend the documentation provided before putting the machine into operation.</p>			
<p>The Dealer Representative/Customer Representative hereby acknowledge that the following was explained and understood:</p> <ul style="list-style-type: none"> <li>⇒ The above-mentioned machine was handed over in a satisfactory and complete condition.</li> <li>⇒ Safety procedures and regulations including location of all safety signs and their meaning.</li> <li>⇒ The operation and maintenance of the machine including the location of operation controls and maintenance points.</li> <li>⇒ The availability and the use of operation, maintenance, parts, and safety manuals.</li> </ul>			
Signature: <b>16</b>		Signature: <b>17</b>	
Owner:		Dealer:	
Operating Personnel: Name, Title			
1.		<b>18</b>	
2.			
3.			
Wirtgen America, Inc. reserves the right to make changes or modifications to all Wirtgen Group products at any time without incurring obligation to make similar changes or modifications on previously sold machines.			



# WIRTGEN AMERICA

## Product Support Manual

---


### 5.6 Transfer of Ownership Form (Enclosure 3)

The purpose of this form is to notify Wirtgen America if there is a change of Ownership with used machines. The form must be completed and returned to the Wirtgen America Warranty Department upon delivery of the machine to the new Customer as a sold unit. The Machine Inspection and Receiving Report must be returned with the Transfer of Ownership form before warranty claims will be considered for used machines (if warranty is applicable).

#### 5.6.1 Transfer of Ownership - Completion Instructions

Electronically enter the data on the form as explained below. Once you have completed the form, save and print the file. Have all required personnel sign the form. Once signed, the form must be electronically scanned and emailed as an attachment to the Warranty Department; [warranty@wirtgen-america.com](mailto:warranty@wirtgen-america.com). The serial number of the machine must appear in the e-mail subject line. If you are unable to electronically send the form then you may return it via mail or fax.

- (1) Select the appropriate Wirtgen America Product Line
- (2) Complete Dealer physical address – All fields are to be completely filled in.
- (3) Machine model – model number of machine
- (4) Year of manufacture
- (5) Serial number of the machine
- (6) Check remaining factory warranty Yes or No
- (7) Engine model
- (8) Serial number of the engine
- (9) Original Start-up date of the machine with operating hours at initial start-up
- (10) Transfer date of the machine with operating hours at that date
- (11) Machine location at start up (City, State)
- (12) Complete Customer physical address – All fields are to be completely filled in.  
The street address MUST be a physical address. P.O. Box numbers are not acceptable.
- (13) Contact first and last name for the responsible safety personnel with e-mail address and phone number
- (14) Contact first and last name for the responsible service/maintenance personnel with e-mail address and phone number
- (15) Contact first and last name for the responsible machine operations personnel with e-mail address and phone number
- (16) Signature by a Customer representative
- (17) Signature by a Dealer representative
- (18) Name and title of the Operating Personnel.

	<input type="checkbox"/> Wirtgen <input type="checkbox"/> Vögele <b>1</b> <input type="checkbox"/> Hamm <input type="checkbox"/> Kleemann	<h2 style="margin: 0;">Transfer of Ownership</h2>	Wirtgen America, Inc. 6030 Dana Way, Antioch, TN 37013 USA Phone (615) 501-0605 · Fax (615) 501-0692 <a href="http://www.wirtgenamerica.com">www.wirtgenamerica.com</a>
---	--	---	--

This form is to be completed and returned, with a completed PDI form, to Wirtgen America, Inc. upon delivery of the machine to your new customer as a sold unit. A machine that is rented should be registered as a rental unit. The in-service date for a rental unit is the first day it is rented to a customer. The enclosed safety manual is to be placed with the machine. In order to maintain our machine records for future mailings and machine updates, we ask that you supply the contact name, phone number and email address of the person responsible for documents pertaining to Safety, Service/Maintenance and Machine Operations.

By signing this form, the responsible persons confirm that they know the location of safety devices and that they have read and understand the operating and safety instructions that were received with the machine. Operating personnel confirm that they have received operation and safety instructions necessary for putting the machine into service. Dealers are responsible for obtaining the proper signatures from their customers.

This form registers the warranty for the machine and ensures that you and your customers are aware of the safety requirements for machine operation. This completed form must be on file with Wirtgen America, Inc. before any warranty claims will be processed.

Dealer:	Customer:
Street: <b>2</b>	Street: <b>12</b>
City/State/Zip:	City/State/Zip:
Country:	Contacts - Safety: <b>13</b>
Machiu Model: <b>3</b> Year of Mfg.: <b>4</b>	Phone:
Serial Number: <b>5</b>	Email:
Remaining Factory Warranty: <b>6</b> <input type="checkbox"/> Yes <input type="checkbox"/> No	Service/Maintenance: <b>14</b>
Engine Model: <b>7</b>	Phone:
Engine Serial Number: <b>8</b>	Email:
Original Start-Up Date: <b>9</b> Hours:	Machiu Operations: <b>15</b>
Transfer Date: <b>10</b> Hours:	Phone:
Machine-Location: <b>11</b>	Email:

**Note:** Herewith, I confirm receipt of all documents necessary for putting the machine into operation in accordance with these instructions:

1. Operating instructions
2. Operating instructions for engine
3. Safety instructions and location of safety devices

I am aware of the fact that, according to the safety regulations applicable, the operating personnel must read and properly comprehend the documentation provided before putting the machine into operation.

The Dealer Representative/Customer Representative hereby acknowledge that the following was explained and understood:

- ⇒ The above-mentioned machine was handed over in a satisfactory and complete condition.
- ⇒ Safety procedures and regulations including location of all safety signs and their meaning.
- ⇒ The operation and maintenance of the machine including the location of operation controls and maintenance points.
- ⇒ The availability and the use of operation, maintenance, parts, and safety manuals.

Signature: <b>16</b>	Signature: <b>17</b>
Owner:	Dealer:

Operating Personnel: Name, Title

1.	<b>18</b>
2.	
3.	

Wirtgen America, Inc. reserves the right to make changes or modifications to all Wirtgen Group products at any time without incurring obligation to make similar changes or modifications on previously sold machines.



# WIRTGEN AMERICA

## Product Support Manual

---

### 5.7 Warranty Claim Form (Enclosure 4)

#### 5.7.1 Warranty Claim Completion Instructions

The claim form is designed to be e-mailed as an attachment. Contact the Wirtgen America Warranty Department for your claim numbers. Reference the following information in the subject line of the e-mail:

- Wirtgen America claim number
- Serial number of the machine


Attach only one claim per email and sent your claim to [Warranty@WirtgenAmerica.com](mailto:Warranty@WirtgenAmerica.com)

Beginning with the section marked Warranty No. Dealer you will enter the required information using the TAB key to move to each section. Use of the enter key to move to each section will cause the form to become obscure and invalid for entry into the warranty system for processing. The dark gray boxes on the warranty claim form are for Wirtgen use only.

- (1) Select the appropriate Wirtgen America Division affected by the claim
- (2) Enter the Wirtgen America Warranty Claim number provided
- (3) Dealer Reference Number, such as work-order number, internal claim number, etc.
- (4) Filing Date of the claim
- (5) Complete Dealer physical address – All fields are to be completely filled in.
- (6) Complete Customer physical address – All fields are to be completely filled in.  
The street address MUST be a physical address. P.O. Box numbers are not acceptable.
- (7) Machine model – model number of the machine
- (8) Serial number of the machine.  
The serial number is divided into 2 sections. The first four digits are typed in the first section, press TAB, and the last four digits are typed in the second section – examples 0710 xxxx , 04WR xxxx , 0805 xxxx etc.
- (9) Start-up date of the machine as entered on the Machine Inspection & Receiving Report
- (10) Screed model – model number of the screed (where applicable)
- (11) Serial number of the Screed (where applicable)
- (12) Date when the original part or the spare part failed (only one failure date per claim)
- (13) Serial of the Engine
- (14) Date when the machine was repaired
- (15) Year of manufacture of the machine as indicated on the serial number plate
- (16) Indicate if this is an original machine part or a spare part
- (17) Operating hours on the machine at the time of repair

*(continued on next page)*

## Enclosure 4

	<input type="checkbox"/> Wirtgen <input type="checkbox"/> Vögele <input type="checkbox"/> Hamm <input type="checkbox"/> Kleemann	1	<h2 style="margin: 0;">WARRANTY CLAIM</h2>	Wirtgen America, Inc. 6030 Dana Way, Antioch, TN 37013 Phone (615) 501-0605 • Fax (615) 501-0692 www.wirtgenamerica.com				
Warranty No. Dealer:		2	Dealer Ref.-No.:		3	Date:		4
Dealer:			Customer:					
Street:			5	Street:		6		
City / State / Zip Code:			City / State / Zip Code:					
Machine Model:			7	Machine Serial No.:		8		
Machine Start-Up Date:			9	Screed Model:		10	Screed Serial No.:	
Failure Date:			12	Engine Serial No.:		13		
Failure Repaired On:			14	Year of Manufacture:		15		
Original Machine Part			16	Machine Operating Hours:		17		
			Yes			Yes		
	Description Delivered Part	Delivered Part No.	Part Mounted Serial No.	Qty.	Part Failed Hours	Invoice Number / Date	Price \$	
	Description Failed Part	Failed Part No.	Part Failed Serial No.					
1	18	19	20	21	22	23	24	
	18	19	20	21	22	23		
2								
3								
4								
5								
Short description of reasons of failure and probable cause as per positions 1-5								
<div style="border: 1px solid black; width: 100px; height: 40px; margin: 0 auto;">25</div>								
Labor Hrs. _____ x \$ _____		per/hr = \$ _____		Travel Hrs. _____ x \$ _____		per/hr = \$ _____		Fax No. _____
Enclosure: _____		<input type="checkbox"/> Service and Repair Report		<input type="checkbox"/> Receipt		<input type="checkbox"/> Photos		
Date of Warranty Claim: _____				Applicant: _____				
Approved	Yes	No	%	RG	Credit No.:	Date:	\$	
Pos. 1	<input type="checkbox"/>	<input type="checkbox"/>	<input type="checkbox"/>	<input type="checkbox"/>	Remarks:			
Pos. 2	<input type="checkbox"/>	<input type="checkbox"/>	<input type="checkbox"/>	<input type="checkbox"/>				
Pos. 3	<input type="checkbox"/>	<input type="checkbox"/>	<input type="checkbox"/>	<input type="checkbox"/>				
Pos. 4	<input type="checkbox"/>	<input type="checkbox"/>	<input type="checkbox"/>	<input type="checkbox"/>	Date:	Signature :		
Pos. 5	<input type="checkbox"/>	<input type="checkbox"/>	<input type="checkbox"/>	<input type="checkbox"/>	Grey = For Internal Use Only			





# WIRTGEN AMERICA

## Product Support Manual

---

### Part Section of the Claim Form

This portion of the claim is divided into five sections. Each section requires the part number of the delivered (replacement part) and the failed part number. At times a replacement part number has changed from the original part number. It is important that this information is correct when the claim is submitted. The claim form also has a section for the serial number of the part mounted and the serial number of the failed part. This field is required for all parts that have a serial number (e. g. hydraulic motors, pumps, gear boxes, planetary, controllers, electronic consoles, CGC displays, milling depth regulators, tracers, sonic sensors, etc.)

- (18) Parts description examples: Description of delivered part: Conversion Kit Gearbox  
Description of failed part: Gearbox
- (19) Part number examples: Part no. delivered: 138765  
Part no. failed: 99913
- (20) Serial number examples: Serial no. part mounted: 067  
Serial no. part failed: 307

**Note:**

The technician making the repair should record this information at the time this work is performed.

- (21) Quantity of parts
- (22) Operating hours at the time the part failed
- (23) Wirtgen America invoice number and date of the spare part purchase (a copy of the invoice is required for parts purchased from local vendors)
- (24) Purchase price of parts in USD (amount should be extended if quantity is more than one)
- (25) Describe the Customer's complaint, diagnosis of cause, and corrective measures taken. Words such as bad, defective, failed or inoperative are not adequate descriptions of failure. Terms that will better describe the failure are stripped, shorted, torn, twisted, binding or noise. The part number of the affected component is also required for any Labor Only claim as reference. The part number should be listed in the claim's description and repair of failure statement.
- (26) Labor and Travel amounts – The USD amount to be used for the claim is the approved rate @ 75% of the Dealer charge-out rate for labor and travel. The full rate can only be used for campaign work claimed on the warranty claim.
- (27) The fax number of the person originating the claim
- (28) Indicate the number of enclosures included
- (29) Check attached enclosures
- (30) Date claim is submitted by e-mail
- (31) Name of person submitting the claim

**WARRANTY CLAIMS ARE TO BE SUBMITTED WITHIN 60 DAYS OF THE FAILURE DATE AND 30 DAYS OF THE REPAIR DATE.**

Version 5.0 Effective from 11/1/2013 Page 47 of 68 Pages



# WIRTGEN AMERICA

## Product Support Manual

---

### 5.8 Claim Pre-Authorization Form (Enclosure 5)


#### 5.8.1 Claim Pre-Authorization Form Completion Instructions

This form is a fillable PDF designed to be e-mailed as an attachment. Electronically enter the data on the form. Once you have completed the form, click the email button at the bottom, enter the appropriate e-mail address and send the form to [warranty@wirtgenamerica.com](mailto:warranty@wirtgenamerica.com)

Contact the Wirtgen America Warranty Department for your claim numbers. The dark gray boxes on this form are for Wirtgen America use only.

- (1) Select the appropriate Wirtgen America Product Line
- (2) Enter Dealer Reference #
- (3) Enter the Filing Date
- (4) Complete Dealer name and physical address
- (5) Dealer contact person
- (6) Dealer phone number
- (7) Complete Customer name and physical address
- (8) Customer contact person
- (9) Customer phone number
- (10) Check if the Repair is already completed
- (11) List the Date of Failure with Machine Operating Hours at that Date
- (12) List the Date of Repair with Machine Operating Hours at that Date
- (13) Complete model of machine
- (14) Complete machine serial number
- (15) Start up date of machine
- (16) Failed component/part number(s)
- (17) Failed component/part description(s)
- (18) Quantity of failed part(s)
- (19) Invoice Number if already available
- (20) Price of each failed part
- (21) Extended total price of failed part(s)
- (22) Estimate of the requested reimbursement for labor, travel, parts, sublet or other costs.
- (23) Repair estimate Total
- (24) List the Current Warranty Reimbursement Rate
- (25) Describe the Customer's complaint, diagnosis of cause, and corrective measures taken. Words such as bad, defective, failed or inoperative are not adequate descriptions of causes. Terms that will better describe the cause are stripped, shorted, torn, twisted, binding or noise. The part number shall be referenced in the failed component area. This is to include labor or travel only requests as well as requests for sublet/third party repairs, etc. In the description include any extenuating circumstances related to the request.

## Enclosure 5

	<input type="checkbox"/> Wirtgen <input type="checkbox"/> Vögele <input type="checkbox"/> Hamm <input type="checkbox"/> Kleemann	1	<b>Claim Pre-Authorization</b> Authorization Number: _____	Wirtgen America, Inc. 6030 Dana Way, Antioch, TN 37013 USA Phone (615) 501-0605 · Fax (615) 501-0692 www.wirtgenamerica.com	
Dealer Reference #: _____ 2			Date: _____ 3		
Dealer: _____ 4			Customer: _____ 7		
Street: _____ 4			Street: _____ 7		
City, State, Zip: _____			City, State, Zip: _____		
Contact: _____ 5			Contact: _____ 8		
Phone No.: _____ 6			Phone No.: _____ 9		
Repair Completed: <input type="checkbox"/> Yes <input type="checkbox"/> No			Failure Date: _____ 11 @ OPH _____ 11		
			Repair Date _____ 12 @ OPH _____ 12		
Machine Model: _____ 13			Serial Number: _____ 14		
			Start-Up Date: _____ 15		
<b>FAILED COMPONENTS</b>					
Part No.:	Description:	Qty:	Invoice No.	Price Each	Price Extended
_____ 16	_____ 17	_____ 18	_____ 19	_____ 20	_____ 21
Repair Estimate: Labor Hours _____ @ _____ = _____ 22 Travel Hours _____ @ _____ = _____ 22 Parts Total _____ 22					
Misc. Expenses _____ 22 Policy Request Total _____ 23 Current Warranty Rate \$ _____ 24					
Detailed explanation of failures:  <div style="text-align: center; border: 1px solid black; width: 100px; margin: 0 auto;">25</div>					
Claim Pre-Authorization is subject to Warranty Terms and Conditions stated in the Wirtgen America Product Support Manual. Claim Pre-Authorization is valid for 30 days from authorization date. Approved copy must be sent in with the Warranty Claim. Third party invoices must be provided with misc. expenses.					
For Internal Use Only					
Type of Claim: <input type="checkbox"/> Policy % _____ <input type="checkbox"/> Warranty % _____ <input type="checkbox"/> Sales % _____ <input type="checkbox"/> Labor, Travel % _____ <input type="checkbox"/> Dealer Part. % _____ <input type="checkbox"/> Customer Part. % _____ <input type="checkbox"/> Other % _____		Approval Amount: Parts % _____ Labor Hours _____ Travel Hours _____ Misc. \$ _____  Specific Terms:  Product Support Manager: _____ Date: _____ Comments: _____			

RESET FORM

EMAIL FORM



# **WIRTGEN AMERICA**

## **Product Support Manual**

---

### **5.9 Dealer Warranty Rate Update Form (Enclosure 6)**

#### **5.9.1 Dealer Warranty Rate Update Form Completion Instructions**

Electronically enter the data on the form as explained below. Once you have completed the form, save and print the file. Have all required personnel sign the form. Once signed, the form must be electronically scanned and emailed as an attachment to the Wirtgen America Warranty Department; [warranty@wirtgenamerica.com](mailto:warranty@wirtgenamerica.com)


If you are unable to electronically scan and email the form then you may return it via mail or fax.

- (1) Complete Dealer physical address with contact name, phone and fax number
- (2) Dealer shop rate
- (3) Dealer field rate
- (4) Rate change request date (Current Dealers may only request rate changes in January of each year)
- (5) Printed name and title of Dealer representative
- (6) Signature of Dealer representative
- (7) Date of signature

**Note:**

- Five recent work orders reflecting the new rate must be attached to the application.

Enclosure 6

 <b>WIRTGEN AMERICA</b>	<b>Dealer Warranty Rate Update Form</b>		Wirtgen America, Inc. 6030 Dana Way, Antioch, TN 37013 USA Phone (615) 501-0605 · Fax (615) 501-0692 www.wirtgenamerica.com	
To: Warranty Department	Dealer:			
Fax No: 615-501-0692	Contact Name:			
Email: warranty@wirtgenamerica.com	Street: <span style="border: 1px solid black; padding: 0 5px;">1</span>			
	City, State, Zip:			
	Phone Number:			
	Fax Number:			
<p align="center"><b>LABOR RATE CHANGE REQUESTS MUST BE TURNED IN TO THE WIRTGEN AMERICA WARRANTY DEPARTMENT BY JANUARY 31ST OF EACH YEAR.</b></p> <p align="center">The effective date of the Labor Rate Change is up to the discretion of the Product Support Manager. Rates are guaranteed for 12 months.</p>				
Shop Rate USD:	<span style="border: 1px solid black; padding: 0 5px;">2</span>		Request Date (mm/dd/yyyy):	
Field Rate USD:	<span style="border: 1px solid black; padding: 0 5px;">3</span>			
The following items must be included with your Labor Rate Change Request: ⇒ Five recent work orders reflecting the new rate				
<span style="border: 1px solid black; padding: 0 5px;">5</span> Printed Name and Title:	<span style="border: 1px solid black; padding: 0 5px;">6</span> Signature:	<span style="border: 1px solid black; padding: 0 5px;">7</span> Date:		
<p align="center">Wirtgen America Use Only</p> <div style="border: 1px solid black; height: 200px; width: 100%;"></div>				
Wirtgen America Approval Signature: _____			Effective Date: _____	



# WIRTGEN AMERICA

## Product Support Manual

---

### 5.10 Wirtgen Track Roller Failure Report (Enclosure 7)

#### 5.10.1 Wirtgen Track Roller Failure Report Completion Instructions



This form is for reporting failures of track rollers on Wirtgen machines only. A completed Warranty Claim Form must accompany this Failure Report.

This form is a fillable PDF designed to be e-mailed as an attachment. Electronically enter the data on the form. Once you have completed the form, click the email button at the bottom, attach the completed corresponding Warranty Claim Form and send the email.

- (1) Enter the Customer or Dealer complete physical address, fax number and phone number
- (2) Enter machine model and serial number
- (3) Enter warranty claim number as reference
- (4) Circle the position where the roller failed for each track position
- (5) Enter track frame serial number for each track position

**Note:**

- Every undercarriage or side frame has a serial number for identification; this number is stamped on the bottom of the front cross plate next to the sprocket hub and looks like this:  
88.0785-1
  - ⇒ 88.785 is the job and order acknowledgment number.
  - ⇒ -1 is the running number of the side frame or undercarriage.
- To receive track roller consideration from the manufacturer, the track frame serial number and the position of the failed rollers must be furnished.
- Track rollers are a mandatory return item.

 		<b>Track Roller Failure Report</b>		Wirtgen America, Inc. 6030 Dana Way, Antioch, TN 37013 USA Phone (615) 501-0605 · Fax (615) 501-0692 www.wirtgenamerica.com	
To:	Wirtgen America, Inc. Warranty Department	From (Dealer/Cust.):			
		Contact Name:			
Fax No:	615-501-0692	Street:	1		
		City, State, Zip:			
Pages:		Phone Number:			
		Fax Number:			
Complete the following information, and return with the completed Warranty Claim Form. This Form is required for track roller warranty consideration.					
Machine Model Number and Serial Number:		2			
Warranty Claim Number:		3			
Check the roller position(s) from Left to Right of only the replaced rollers.					
<b>Front Right</b>					
1st <input type="checkbox"/> 4 <input type="checkbox"/> 2nd <input type="checkbox"/> 3rd <input type="checkbox"/> 4th <input type="checkbox"/>					
Track Frame Serial Number: 5					
<b>Front Left</b>					
1st <input type="checkbox"/> 4 <input type="checkbox"/> 2nd <input type="checkbox"/> 3rd <input type="checkbox"/> 4th <input type="checkbox"/>					
Track Frame Serial Number: 5					
<b>Rear Right</b>					
1st <input type="checkbox"/> 4 <input type="checkbox"/> 2nd <input type="checkbox"/> 3rd <input type="checkbox"/> 4th <input type="checkbox"/>					
Track Frame Serial Number: 5					
<b>Rear Left</b>					
1st <input type="checkbox"/> 4 <input type="checkbox"/> 2nd <input type="checkbox"/> 3rd <input type="checkbox"/> 4th <input type="checkbox"/>					
Track Frame Serial Number: 5					
RESET FORM		EMAIL FORM			





# **WIRTGEN AMERICA**

## **Product Support Manual**


---

### **5.11 50 Hour Failure Report Form (Enclosure 8)**

#### **5.11.1 50 Hour Failure Report Form Completion Instructions**

This form is a fillable PDF designed to be e-mailed as an attachment. Electronically enter the data on the form. Once you complete the form, click the email button at the bottom, enter the appropriate email address and send the email.

- (1) Select the appropriate Wirtgen America Product Line
- (2) Complete Dealer name and physical address
- (3) Complete Customer name and physical address
- (4) Complete model description of machine
- (5) Complete machine serial number
- (6) Complete screed serial number (Where applicable)
- (7) Note the year of Manufacturing
- (8) Note the operating hours at time of inspection
- (9) Check if this is a New or Used Machine
- (10) Confirm and submit this form even if No Failures occurred during the first 50 hours of service
- (11) List the type of failure (if any) occurred
- (12) List the Failure Location conform to the enclosed failure key
- (13) Additional notes
- (14) Date of Inspection
- (15) Name of the person inspecting the machine

	<input type="checkbox"/> Wirtgen <input type="checkbox"/> Vögele <input type="checkbox"/> Hamm <input type="checkbox"/> Kleemann	1	<b>MELDUNG 50-h-FEHLER</b> <b>REPORT 50-h-FAULTS</b>	Niederlassung/Händler - Subsidiary/Dealer <div style="border: 1px solid black; width: 40px; height: 20px; margin: 0 auto;"></div>
Kunde: Customer:			Maschinentyp: Machine type:	
Straße: Street:			Baureihe / Serien-Nr: Serial no.:	
PLZ / Ort: ZIP-Code / Town:			Bohle: Screenshot:	
Land: Country:			Baujahr: Year of construction:	
			Betriebestunden: Operating hours:	

<input type="checkbox"/> Neumaschine New machine	<input type="checkbox"/> Gebrauchmaschine Used machine	<input type="checkbox"/> Keine 50-h-Fehler aufgetreten No 50-h-Faults assessed
9	10	11

Nr. No.	Fehlerbeschreibung Kind of fault	Bitte den Fehlerort lt. Funktionsgliederung eintragen Please register the number behind the error description	Ort Location
1			
2			
3			
4			
5			
6			
7			

Neue Zeile / New line

Fehlerort lt. Funktionsgliederung / Location of the fault			
01 Chassis/Sicherheitseinricht. Chassis/Safety devices	09 Lenksystem Steering system	17 Druckluftanlage und Zubehör Compressed air system	25 Splittstreuvorrichtung Chip spreading unit
02 Bedienstand Operator's stand	10 Materialtransport Conveyor unit	18 Schmieranlage Lubrication unit	26 Oszillation/Vibration Oscillation/Vibration
03 Fräsaggregat Milling drum	11 Nivelliereinrichtung Levelling Unit	19 Bohle Screed	29 Dübelanlage Dowel-bar unit
04 Antriebsaggregat - Motor Engine - Motor group	12 Wasseranlage Water system	20 Gasanlage Gas unit	42 Werkzeug / Zubehör Tools / Accessories
05 Hydraulikölversorgung Hydraulic oil feed	13 Reinigungsanlage Cleaner unit	21 Betonaustrüstung Concrete unit	43 Materialaufgabe Feeding systems
06 Elektrische Anlage Electrical system	14 Bohlenanbindung Screed connection	22 Mischwerk Mixing unit	44 Brecher Crushers
07 Höhenverstellung Height adjustment	15 Hydraulische Zusatzgeräte Hydraulic accessories	23 Zug-/Schubvorrichtung Towing-/Pushing device	45 Siebmaschinen Screens
08 Fahrtrieb Advance drive	16 Bindemittelanlage Binding unit	24 Bürstenanlage/Kehrvorricht. Brush unit/Sweeper unit	50 Dokumentation Documentation

Bemerkungen / Remarks

13

Prüfdatum: Day of examination:	Name des Prüfers / Niederlassung: Name of the Inspector / Subsidiary:
14	15

Per E-Mail senden / Send via e-mail



# **WIRTGEN AMERICA**

## **Product Support Manual**

---



# **WIRTGEN AMERICA**

## **Product Support Manual**

---

## **Part 2**

### ***Parts Policy***

# **WIRTGEN AMERICA**

## **Product Support Manual**

---

### **6 Parts Policy**

#### **6.1 Commitment of Wirtgen America**

Wirtgen America is under the obligation to supply spare parts for a period up to ten years after terminating serial production of any machine.

The following assistance is available to aid Dealers in sales of Wirtgen Group parts:

- Parts Training
- Service Portal
- WIDOS Software
- Parts and More Software & Catalog
- WITRAIN Software
- Recommended spare parts list

**Note:**

- Contact the Wirtgen America Parts Department for any Documentation Requirements.
- Refer to Chapter 2.1 for additional Information on Documentation Systems.

#### **6.2 Parts Orders**

Please contact the Wirtgen America Parts Department for your parts order at:

Wirtgen America, Inc.  
6030 Dana Way  
Antioch, TN 37013

Phone: 615-501-0601  
Fax: 615-501-0693  
E-Mail: [parts@wirtgenamerica.com](mailto:parts@wirtgenamerica.com)

Internet: [www.wirtgenamerica.com](http://www.wirtgenamerica.com)

Business Hours: 7:00 am - 6:00 pm CST, Mon.-Fri.  
8:00 am - 12:00 am CST, Saturday

##### **6.2.1 Wirtgen America Service Portal**

The website address is <http://portal.wirtgen-group.com>

The Service Portal provides the following functionalities to dealer personnel:

- Ability to place parts orders
- Check pricing
- Review parts availability
- Tracking of billing and shipping information.



# WIRTGEN AMERICA

## Product Support Manual

---

There are 2 levels of Users for the portal:

- Level 1 user has the ability to look up parts drawings and check availability and pricing as well as placing orders.
- Level 2 user has the same capabilities as level 1, in addition the user can review invoicing and tracking information as well as perform order management.

Other functionalities based on access permissions are:

- Online Infothek,
- Service Documents
- Software Release management.

Please contact the Wirtgen America parts department for access permissions and fees.

### 6.3 After-Hours Emergency Parts Service

After-Hours Emergency Parts Service is available after normal business hours. To access After-Hours Emergency Parts Service, dial either 615-430-1307 or 615-501-0600 and follow the instructions.

There is an additional charge of \$250.00 for every After-Hours Emergency Parts Service order placed.

### 6.4 Order Acknowledgement

A Parts & Accessories Order Form (Enclosure 10) is required for Wirtgen America to fulfill parts orders. The following information must be provided on that form:

- Dealer purchase order number
- Part number, description, and quantity required
- Order type (i.e. Machine Down, Emergency or Stock)
- Shipping instructions and indication if order is to be shipped Partial or Complete
- Machine model and serial number
- Contact name, phone number, and fax number

### 6.5 Stock Orders

Stock orders are designed to provide additional discounts to assist our dealers in maintaining parts inventory to provide sufficient parts service to our customer.

Please note the following procedures for stock orders:

- Wirtgen America reserves the option of carrier selection on prepaid freight.
- Drop shipments are designed to be used in a machine-down emergency and not to take the place of well-planned inventory stocking strategies at the distributor location.
- Stock orders are shipped ground freight as a standard. Shipping stock orders expedited will adjust the discount to emergency discount levels.
- Stock orders are processed within 2 working days after receipt.
- Stock orders must be clearly marked.
- Stock orders qualify for the annual surplus return.
- Stock orders should be entered frequently as they are necessary to support in-service machines.
- Stock orders must have a minimum of 10 line items.

# WIRTGEN AMERICA

## Product Support Manual

---

### 6.5.1 Stock Order Discount

Stock orders receive 30% discount off list price. (Excluding parts listed under paragraph 7.2.1)

### 6.5.2 Stock Order Freight

Wirtgen America is paying ground freight the most economical way on multi-line stock orders shipped in continental North America, conforming to the minimum, combined order volume of \$17,500.00 (Excluding parts listed under paragraph 7.2.1).

#### Note:

- Parts for all products may be combined to one order to meet order volume based on net pricing.
- Stock orders can be shipped only to authorized dealer locations.
- Highly price competitive items listed under paragraph 7.2.1 are excluded from free freight arrangements.

### 6.6 Emergency Orders

**MAKE SURE TO CLEARLY "MARK MACHINE DOWN" ON AN EMERGENCY ORDER WHEN APPROPRIATE.**

Please note the following emergency order terms:

- These orders receive top priority and will be shipped on a same-day basis.
- "MACHINE DOWN" situations **MUST** be clearly marked on emergency orders. A follow up phone call with the parts department is highly recommended.
- Emergency orders must be clearly marked with a shipping method. Emergency orders can be shipped by air or ground.
- Indicate if the order may be shipped Partial or must ship Complete.
- Emergency orders will not be processed without model and serial number of the machine.
- Emergency orders might be drop-shipped.
- Emergency orders may qualify for the annual surplus return.
- Wirtgen America reserves the option of carrier selection on prepaid freight.

#### 6.6.1 Emergency Order Discounts

Emergency orders receive 20% discount off list price. (Excluding parts listed in chapter 7.2.1)

#### 6.6.2 Emergency Order Freight

Freight will be at Dealer or Customer expense.

### 6.7 Minimum Order Charge

Wirtgen America has a Minimum Order Charge of \$150.00. Any parts orders that do not meet the criteria will be subject to an additional charge equal to the difference between the price of the part and \$150.00.

#### Note:

- Orders shipped directly to customers are not subject to the Minimum Order Charge.



# **WIRTGEN AMERICA**

## **Product Support Manual**

---

### **6.8 Order Cancellation**

Parts orders containing the following parts cannot be cancelled:

- Weldment assemblies
- Internal components of major assemblies
- Special order parts

Stock orders must be cancelled in writing, and the written request received before the day of shipment. An order cancellation of fee of \$250.00 will be charged for processed orders.

### **6.9 Annual Parts Return**

#### **6.9.1 Parts Return Procedure**

Wirtgen America will accept the return of certain surplus parts during a designated 2 year period. The enclosed Return Goods Authorization (RGA) form (Enclosures 11), must be used for all parts returns. If the return requires more lines than the form contains, subsequent forms should be completed in full and attached. Fill in the form electronically and email the form to [rgaclerk@wirtgenamerica.com](mailto:rgaclerk@wirtgenamerica.com)

Terms and conditions for returning parts:

- Freight must be prepaid. Wirtgen America may pay freight upon agreement with the dealer.
- Parts must be in original packing, in new, saleable condition, and purchased from Wirtgen America.
- Limited shelf life parts are not returnable.
- Invoice numbers should be included with all Parts being returned. A 10% processing fee will be charged if Invoice numbers are not provided.
- Items, which have been painted or modified, will be considered used and are not returnable.
- Do not return any parts without the pre-approval of the RGA clerk. Parts returned without approval will be returned at Dealer expense.
- Do not ship multiple returns on a single RGA number. For example, do not return warranty parts together with annual stock returns (one RGA number per return only).
- The dealer must return RGA parts within 30 days after receiving the approval for parts returned outside the annual return process.

Upon receipt of the RGA form, the return request will be processed; the RGA clerk will inform the Dealer on the decision. If the return is accepted, an RGA number will be issued with shipping instructions.

Wirtgen America RGA receiving personal will carefully inspect returned parts. Any parts that do not meet the return criteria will be rejected. The returned RGA form will advise the Dealer which parts are returnable and which are not. Parts that are identified as non-returnable will be held for 30 days awaiting the Dealer's instruction for disposal. If the RGA clerk has not been advised within 30 days, the parts will be returned to the Dealer, freight collect. Dealers have the option to request disposal of the unauthorized returned part. This request should be made in writing, including the part number, and faxed to the RGA Clerk. Verbal requests will not be accepted.



# WIRTGEN AMERICA

## Product Support Manual

---

### 6.9.2 Returnable Amount

Dealers are permitted to return annually up to 15% of their prior year purchases. To avoid restocking charges, the return must be accompanied by an offsetting order equal to the return amount and submitted at the time of the return request. Restocking charges are 15% of the approved amount returned. Restocking charges of 25% will be charged for parts returned outside the annual return period.

**Note:**

- Returns will be processed annually on a scheduled basis. A notification will be sent by fax or e-mail the month prior to the dealers scheduled return month.
- Annual part returns must be submitted during the scheduled month or be subject to restocking fee.
- Annual parts return lists must be provided in an Excel spreadsheet format. Forward the list via e-mail to [rgaclerk@wirtgenamerica.com](mailto:rgaclerk@wirtgenamerica.com)

### 6.9.3 Shipping Instructions

Ship return parts to the location printed on the RGA form using the carrier of your choice. Ship all returned parts "FREIGHT PREPAID". Do not ship freight collect to Wirtgen America; parts shipped collect will be refused.

Parts should be prepared for return as follows:

- Drain all parts of oil and fluids.
- Clean parts before returning.
- Parts must be identified with a part number.
- Pad any parts that could be damaged in transit.
- Do not ship large or heavy parts in the same carton with smaller, lighter parts.
- Be certain all parts are complete and assembled.
- The RGA number must show on the outside of the box, crate, or on the shipping label. Enclose a copy of the RGA form as a packing list.
- Returns are subject to a re-stocking fee of 25% if not returned during the assigned annual return time period.
- Parts shipped prior to draining or clean-up are subject to a \$450.00 clean-up fee.
- Air Condition units must be free of Freon Gas before shipping.



# WIRTGEN AMERICA

## Product Support Manual

---

### 6.9.4 Non-Returnable Parts

With the exception of limited life parts, all parts are returnable. Limited life parts are parts that have finite, limited shelf life expectancies. These parts may include but are not limited to:

- Filters
- Hydraulic Hoses and Hydraulic Tubing
- Seals, Gaskets, and O-Rings
- Moldings
- Some Electric/Electronic Components
- Some Rubber Components
- Belts
- Technical Publications
- Off-the-shelf items such as nuts, bolts, washers, etc.

**Note:**

- Non-returnable parts terms do not apply to initial stock order returns.
- Special order parts and accessories cannot be returned.

### 6.10 Dealer Price Book

The prices listed are suggested Dealer retail before discount. All prices are subject to change without notice. Wirtgen America will provide 30 days' notice of annual price increases; the invoice price reflects pricing in effect at time of order unless specially quoted.

**Note:**

- It is the policy of Wirtgen America to provide list prices for service parts to any Customer requesting it.
- Dealers are not to sell parts from Wirtgen America above published list price.

### 6.11 Requests for Review of Parts Pricing

To ensure competitive pricing on parts, which are also available from aftermarket suppliers, Wirtgen America provides the opportunity to review pricing on these parts. Providing an e-mail with part numbers affected as well as competitive quotes or invoices will get the process started.

# **WIRTGEN AMERICA**

## **Product Support Manual**

---

### **7 Special Components and Accessories**

#### **7.1 Placing Orders**

Orders for accessories not ordered with a new machine must be directed to the Wirtgen America parts department. Please use the Parts & Accessories Order Form (Enclosure 10) for accessory orders.

**Note:**

- Wirtgen America will supply information on available accessories and pricing on a regular basis.

#### **7.2 Discounts**

Accessory discounts are in accordance with the parts discount policy.

##### **7.2.1 Wirtgen America Discounts on Accessories and Special Components**

The following special discounts apply:

- Cutter Drums = 10%
- Blow Bars & Jaw Blades = 10%
- Designated highly price competitive Wear Parts = 10 – 15%

**Note:**

- These discounts apply for all highly price competitive items in general (stock or emergency order).
- Rhino Parts are having a specific discount structure which is available via the Rhino Parts Sales Representative.

#### **7.3 Delivery**

Freight is at Dealer or Customer's expense.

#### **7.4 Return of Special Components and Accessories**

Accessories ordered as add-ons qualify for the annual surplus return, excluding special order components or accessories.



# WIRTGEN AMERICA

## Product Support Manual

---

### 8 Service Parts Warranty

Machine Parts - Wirtgen America warrant parts sold for a period of one year or 1,000 hours, whichever comes first provided that the purchaser sends notice of the defect to the Wirtgen America warranty department within 30 calendar days of discovery, including proper documentation of purchase and/or installation. A replacement part used in the normal course of repair has a warranty period of 1 year or 1000 hours, whichever comes first. If the part fails during the warranty period, its replacement part takes on the remaining warranty of the original part sold. Parts replaced under warranty, while the machine is in the standard warranty period, take on the remainder of the machine warranty. (See section 4.3 – Warranty Periods).

**Note:**

- Warranty terms and conditions for repaired or re-manufactured parts are subject to the specific agreement.
- Parts replaced at the expense of Wirtgen America (service update, after-warranty adjustments) are covered under the applicable Service Parts Warranty or the remaining portion of the New Machine Warranty (if any), whichever is greater.
- Engines ordered as “spare parts” must be registered with the engine manufacturer and are subject to engine manufacturers warranty terms and conditions.

#### 8.1 Parts Coverage Application

Items not covered:

- Customer labor or travel time to remove and/or replace defective parts
- Parts and any related damage caused by a Manufacturer component not properly installed by the Customer or an outside repair source
- Parts those prove not defective upon inspection and analysis by the Manufacturer
- Repeat repairs performed because of previous repairs, misdiagnosis, or improper repair procedure
- In addition the exclusions stated with the Standard Warranty are in effect

If a Dealer installed the failed part, the warranty period will start with the date of installation. The warranty period of parts sold over the counter to a retail purchaser will begin on the date of sale.

**Note:**

- The Customer must return the defective part to the Dealer during regular business hours with the original sales invoice or repair order to validate the date of purchase and hours on the machine at the date of sale or installation of the part.
- Parts found to be defective due to workmanship prior to installation on the machine must be claimed through warranty and kept for RGA requests.
- There is no other expressed warranty of supplied replacement parts by Wirtgen America. Any implied warranty of merchantability or fitness for a particular purpose is limited to the duration of the written warranty.



# **WIRTGEN AMERICA**

## **Product Support Manual**

---

### **9 Enclosures to the Parts Policy**

#### **9.1 Parts & Accessories Order Form (Enclosure 10)**

All of the enclosed forms are available in electronic format. Wirtgen America is only accepting forms filled-in electronically, no handwritten filled-in forms are accepted.

##### **9.1.1 Parts & Accessories Order Form Completion Instructions**

This form is a fillable PDF designed to be e-mailed as an attachment. Electronically enter the data on the form. Once you have completed the form, click the email button at the bottom, enter the appropriate email address and send the email. The dark gray boxes on this form are for Wirtgen America use only.

- (1) Select appropriate Wirtgen America Product Line
- (2) Total number of pages sent
- (3) Select this Field for marking "Machine Down" order
- (4) Complete physical dealer address including contact name, phone and fax numbers
- (5) Requested type of shipping; air, truck or sea freight
- (6) Special requests for the freight forwarder
- (7) Mark the order for Stock or Emergency.
- (8) Mark if the order must be shipped complete or if partial shipment is allowed.
- (9) Machine model and serial number (required with emergency orders)
- (10) Date of order
- (11) Dealer account number with Wirtgen America (If available)
- (12) Dealer purchase order number
- (13) Quantity of spare parts or accessories required
- (14) Part number of the spare part or accessory ordered
- (15) Description of the spare part or accessory ordered

\_\_\_\_\_



# **WIRTGEN AMERICA**

## **Product Support Manual**

---

### **9.2 Return Goods Authorization Form (Enclosure 11)**


#### **9.2.1 Return Goods Authorization Completion Instructions**

This form is a fillable PDF designed to be e-mailed as an attachment. Electronically enter the data on the form. Once you have completed the form, click the email button at the bottom, and send the email to [rgaclerk@wirtgenamerica.com](mailto:rgaclerk@wirtgenamerica.com). The dark gray boxes on this form are for Wirtgen America use only.

- (1) Select appropriate Wirtgen America Product Line
- (2) Date of Return request issued
- (3) Total number of pages sent
- (4) Complete physical address reflecting the parts location including contact name, phone and fax numbers
- (5) Model of machine
- (6) Serial number of machine
- (7) Operating hours on the machine at date of part failure
- (8) Mark the reason for parts return
- (9) Description of the returned part
- (10) Part number (list only one part on any single line)
- (11) Quantity of failed parts
- (12) Invoice number of spare part purchase (Example: 900123456)
- (13) Order number of spare part purchase (Example: 200123456)
- (14) Detailed explanation of why these parts are being returned
- (15) Printed name and signature of the person responsible for the parts return
- (16) Date of return

**Note:**

- All parts must be labeled with the part number, part description, and the RGA number.
- The RGA form must be used only for the return of new parts. Parts found to be defective due to workmanship require a warranty claim to be filed (see section 5.7).

 <div style="display: flex; flex-direction: column; align-items: flex-start;"> <input type="checkbox"/> Wirtgen  <input type="checkbox"/> Vötsch  <input type="checkbox"/> Haulotte  <input type="checkbox"/> Kleemann </div>	<b>RGa No: _____</b> <b>Return Goods Authorization</b>	Wirtgen America, Inc. 6030 Dana Way, Antioch, TN 37013 USA Phone (615) 501-0601 · Fax (615) 501-7411 www.wirtgenamerica.com					
Date: <span style="border: 1px solid black; padding: 0 5px;">2</span>	Dealer Name: _____						
To: RGA Clerk	Contact Name: _____						
Email: rgaclerk@wirtgenamerica.com	Street: _____						
Fax No: (615) 501-7411	City, State, Zip: <span style="border: 1px solid black; padding: 0 5px;">4</span>						
# of Pages: <span style="border: 1px solid black; padding: 0 5px;">3</span>	Phone Number: _____	Fax Number: _____					
	Email: _____						
Machine Model: <span style="border: 1px solid black; padding: 0 5px;">5</span>	Serial Number: <span style="border: 1px solid black; padding: 0 5px;">6</span>	Operating Hours: <span style="border: 1px solid black; padding: 0 5px;">7</span>					
<b>Return Reason</b>							
01 Warranty Parts Inspection <input type="checkbox"/>	05 Ordered Incorrectly <input type="checkbox"/>	09 Shortage <input type="checkbox"/>					
02 Parts Repair <span style="border: 1px solid black; padding: 0 5px;">8</span> <input type="checkbox"/>	06 Shipped Incorrectly <input type="checkbox"/>	10 Overage <input type="checkbox"/>					
03 Annual Return <input type="checkbox"/>	07 Identified Incorrectly <input type="checkbox"/>	11 Damaged <input type="checkbox"/>					
04 Price Discrepancy <input type="checkbox"/>	08 Parts Manual Incorrect <input type="checkbox"/>	12 Defective <input type="checkbox"/>					
<p>Authorization is hereby granted to return merchandise (Freight Pre-paid) of the following description as soon as possible. The RGA Number shown above must appear on the outside of each carton. A copy of this authorization must accompany the shipment. RGA is valid for 30 days from the above date.</p> <p style="text-align: center;"><b>Parts shipped not drained or cleaned up are subject to a clean-up fee!</b></p>							
Item	Part Description	Part No	Qty	Invoice No	Order No	Inspection	Restock Fee
1.	<span style="border: 1px solid black; padding: 0 5px;">9</span>	<span style="border: 1px solid black; padding: 0 5px;">10</span>	<span style="border: 1px solid black; padding: 0 5px;">11</span>	<span style="border: 1px solid black; padding: 0 5px;">12</span>	<span style="border: 1px solid black; padding: 0 5px;">13</span>		
2.							
3.							
4.							
5.							
6.							
7.							
8.							
9.							
10.							
Additional Information: <div style="text-align: center; margin-top: 10px;"><span style="border: 1px solid black; padding: 0 5px;">14</span></div>							
Returned By: <span style="border: 1px solid black; padding: 0 5px;">15</span> <span style="border: 1px solid black; padding: 0 5px;">15</span> <span style="border: 1px solid black; padding: 0 5px;">16</span> <div style="display: flex; justify-content: space-between;"> <span>Print Name:</span> <span>Signature:</span> <span>Date:</span> </div>							
Received By: <div style="display: flex; justify-content: space-between; margin-top: 10px;"> <span>Print Name:</span> <span>Signature:</span> <span>Date:</span> </div>							
Inspection Comments:							
<span style="border: 1px solid black; padding: 2px 5px;">RESET FORM</span>				<span style="border: 1px solid black; padding: 2px 5px;">EMAIL FORM</span>			



## **B. SPECIAL PROVISIONS**

### **B.1. Type of Contract**

- B.1.1.** This will be a mandatory statewide contract that is available to all state agencies. Other government entities may avail themselves of this contract, including those in other states if their statutes allow for the use of other state's contracts, sometimes known as "piggybacking".
- B.1.2.** All state agencies must use the contract for the products specified herein unless the ordering agency has received a written exception from the contracting Officer. The State of Oklahoma reserves the right to conduct separate procurements to establish contracts for the same or similar products for any agency's specific needs.
- B.1.3.** The State of Oklahoma shall not guarantee any minimum or maximum amount under this contract, also known as an indefinite quantity contract.
- B.1.4.** This contract will be for the purchase of equipment, warranty work and parts.
- B.1.5.** This contract may be awarded to multiple vendors.

### **B.2. Contract Period**

This Contract is for Date of Award through one year with the option to renew for up to four (4) additional one year periods.

### **B.3. Extension of Contract**

The State may extend the term of this contract for up to 180 days if mutually agreed upon by both parties in writing.

### **B.4. Authorized Users**

This Contract shall be made available to all State Departments, Boards, Commissions, Agencies and Institutions. The Oklahoma Statutes also allow Counties, School Districts, Tribes and Municipalities to use this contract as well as State entities other than the State of Oklahoma if statutes allow for it.

### **B.5. Gratuities**

The right of the successful vendor to perform under this contract may be terminated by written notice if the Contracting Officer determines that the successful vendor, or its agent or another representative offered or gave a gratuity (e.g., an entertainment or gift) to an officer, official or employee of Central Purchasing.

### **B.6. Travel**

No reimbursable travel is contemplated under the terms of this contract.

### **B.7. Energy Conservation**

Oklahoma is an energy conservation State and we welcome any comments on your RFP that would indicate energy savings such as brochures, specifications, and descriptions of equipment that indicate environmentally friendly construction/usage..

### **B.8. Conflict of Interest**

The RFP is subject to the provisions of the Oklahoma Statutes. All Suppliers must disclose the name of any officer, director or agent who is also an employee of the State of Oklahoma or any of its agencies. Further all Suppliers must disclose the name of any State Employee who owns, either directly or indirectly, an interest of five percent (5%) or more in the supplier firm or any of its branches.

### **B.9. Patents and Royalties**

The Supplier without exception, shall indemnify and save harmless the State of Oklahoma and its employees from liability of any nature or kind, including cost and expenses for or on account of any copyrighted, patented or unpatented invention, process, or article manufactured or used in the performance of the contract including its use by the State of Oklahoma. If the Supplier uses any design, device or materials covered by letters, patent or copyright, it is mutually agreed and understood without exception that the RFP prices shall include all royalties or cost arising from the use of such design, device, or materials in any way involved in the work.

### **B.10. Property loss**

The Supplier shall reimburse the government entity for such property loss or damage caused by supplier, its employees or for anyone whose acts the supplier may be liable.

## **B.11. Contract Management Fee**

- B.11.1.** As provided by State Statute 85.33A, the Central Purchasing will assess a Contract Management Fee of 1% of total contract sales to all government entities. Awarded Supplier(s) shall remit payment of the fee on a quarterly basis in conjunction with the quarterly sales report. The fee amount is not to be invoiced to any contract users, either as an item on a sales invoice or by any other means. Delinquency in payment may be considered cause for contract termination.
- B.11.2.** Supplier shall make payment by company check to OMES (Office of Management and Enterprise Services) Central Purchasing Division within 45 days of the completion of the quarterly reporting period. To ensure the payment is credited properly, the Supplier must identify the check as "Contract Management Fee" and include the following information with payment: SW195 Road Maintenance Equipment. The Contract Management Fee shall be mailed to:

**Office of Management and Enterprise Services**  
**Attention: Accounts Receivable**  
**5005 N Lincoln Blvd Ste 300**  
**Oklahoma City OK 73105**

## **B.12. Contract Usage Reporting Requirements**

- B.12.1.** Reports shall provide the total dollar amounts sold to all political entities that include but are not limited to State Agencies, Counties, Cities, Schools, Hospitals, and Municipalities. Items sold should be itemized in order for the Contracting Officer to ascertain what type of equipment is being purchased.
- B.12.2.** Reports shall be submitted quarterly regardless of quantity. A standardized form has been developed for Supplier use.
- B.12.3.** If there are no sales reported by the vendor during the contract term, or if the vendor fails to report sales that have been discovered through state purchasing reports, the State reserves the right to terminate the contract.

**Usage reports shall be sent electronically, by email to: [strategic.sourcing@omes.ok.gov](mailto:strategic.sourcing@omes.ok.gov)**

<b>Reporting Quarter</b>	<b>Due Date</b>
<b>January 1 through March 31</b>	<b>May 15<sup>th</sup></b>
<b>April 1 through June 30</b>	<b>August 15<sup>th</sup></b>
<b>July 1 through September 30</b>	<b>November 15<sup>th</sup></b>
<b>October 1 through December 31</b>	<b>February 15<sup>th</sup></b>

## **C. SOLICITATION SPECIFICATIONS**

### **C.1. Scope**

- C.1.1.** The State of Oklahoma Central Purchasing Division is charged with developing statewide contracts for all government entities to use that have been competitively solicited for the best possible pricing or percentage discount off pricing based on high volume purchasing. Multi-unit discounts are encouraged. This contract's main customer base will be state agencies, cities and municipalities and counties.
- C.1.2.** The purpose of this competitive solicitation is to develop a "catalog discount" contract to provide for equipment to be made available for purchase on a statewide basis. Manufacturers as well as Dealers are encouraged to bid directly on the contract, as this will be a multiple award contract for both equipment and warranty work with replacement parts.
- C.1.3.** We have determined that the best pricing structure for this type of contract is a simple "percentage off" of the current dated manufacturer's government or commercial catalog or price list with a copy

of the catalog pricing page or price list to be made available to the purchaser for their accounting divisions at the time of order.

## **C.2. Authorized Representative**

- C.2.1.** Suppliers may offer any brand for which they are an authorized dealer, distributor or service representative. A current, dated, and signed letter of authorization from the manufacturer that states the Supplier is an authorized distributor, dealer, or service representative and is authorized to sell the manufacturer's products in the State of Oklahoma is to be submitted with the response.
- C.2.2.** If the Manufacturer is responding to this solicitation, please submit a list of authorized dealers, distributors or service representatives located in the State of Oklahoma and the product line you are the manufacturer of.

## **C.3. Licensing**

Sales of motor vehicles in the State of Oklahoma are subject to the Oklahoma Motor Vehicle Commission Statutes. (Oklahoma Statutes, Title 47 - Motor Vehicles, Chapter 62) Offeror certifies by submission of a response that all required Oklahoma Motor Vehicle Commission licenses are in place and current, and that copies of all such licenses have been submitted with the Response. It is the Vendor's responsibility to keep all required Oklahoma Motor Vehicle Commission licensing current during the term of the contract and to furnish copies at any time upon request by Central Purchasing. If the Vendor does not maintain current licensing, Central Purchasing may immediately terminate the contract upon discovery of the expiration of the license. Contracts for motor vehicles to be sold within the state of Oklahoma may be made only with properly licensed Oklahoma Motor Vehicle Dealers.

## **C.4. Warranty-Equipment/Options/Accessories/Attachments**

- C.4.1.** The Successful Supplier agrees the products furnished under this contract shall be covered by all commercial warranties the contractor provides for such products, and rights and remedies provided herein are in addition to and do not limit any rights afforded to the State of Oklahoma by any other clause of this contract.
- C.4.2.** The Supplier warrants that at the time of delivery, all equipment and purchased under this contract will be free from defects in material or workmanship and will conform to the specifications and all other requirements of this contract.
- C.4.3.** All warranty work performed and parts/materials supplied shall meet original equipment manufacturer (OEM) warranty requirements. Equivalent substitutions must be approved by the agency contact person prior to installation.
- C.4.4.** Warranty work performed not meeting specifications or found to be defective, shall not be accepted. The supplier shall be required to make repairs or corrections at no additional cost to the agency.
- C.4.5.** Supplier shall furnish a copy of their warranty applicable for the equipment.
- C.4.6.** All equipment warranties shall start on the date of delivery and shall be for the full term of said warranty.
- C.4.7.** Before actual warranty work begins, ownership of the equipment shall be established to ensure the equipment in need of repair belongs to the government entity requesting the service. The following information shall be provided in order to determine ownership of the equipment:
  - C.4.7.1.** Name of government entity and division, if applicable.
  - C.4.7.2.** Make, Model, and VIN of equipment
  - C.4.7.3.** Control number of government entity (Inventory number)
  - C.4.7.4.** Repairs made that are covered by a warranty shall not be paid for by the government entity.
  - C.4.7.5.** The Supplier shall furnish all necessary supervision, labor, equipment, tools, parts, materials, and supplies needed for the warranty repair work.
  - C.4.7.6.** All persons utilized in the performance of this contract shall be employees of the supplier and be fully qualified to perform the warranty work required. Warranty work shall be performed by certified or trained or authorized service technicians.

- C.4.8.** Equipment that will remain in the supplier's possession overnight and for extended periods shall be stored in a safe and secure location for protection from theft and environmental dangers. The supplier shall be responsible for the proper care and custody of any state owned equipment in the supplier's possession.

## **C.5. Insurance**

- C.5.1.** Prior to the commencement of this contract, the supplier shall obtain and keep in full force and effect until the termination of this contract, insurance coverage with an insurance company licensed and qualified under the laws of Oklahoma.
- C.5.2.** The supplier shall maintain insurance coverage in an amount not less than \$500,000 at all times during the entire term of this contract. The following types of risks shall be covered in the supplier's policy:
- Worker's Compensation Insurance and employer's liability insurance sufficient to cover supplier's employees as required by the State of Oklahoma.
  - Comprehensive General Liability Insurance to include Products/Completed Operations, Premises Operations, Personal Injury, Medical Expenses and Fire Damage.
  - Commercial Automobile Insurance, hired and non-owned.
  - Garage keepers Liability Insurance.
  - Commercial Property Coverage.

## **C.6. Quality of Parts**

- C.6.1.** Parts under these specifications should be name brand, nationally advertised merchandise. Equivalent substitutions must be approved by the agency contact person.
- C.6.2.** After Market Repair parts must be equal to, or exceed original equipment manufacturer's specifications.
- C.6.3.** Repair parts must be packaged and distributed under their respective nationally known name brands.
- C.6.4.** All rebuilt or remanufactured parts must meet the same requirements as listed above.
- C.6.5.** Some repair parts may be required to be original equipment manufactured repair parts. Suppliers must carry a complete line of OEM parts for all models of equipment they carry.
- C.6.6.** Preservation, packaging, and packing and marking will be in accordance with best commercial practice to provide adequate protection against shipping damage.

## **C.7. Warranty-Parts**

- C.7.1.** Suppliers are required to provide any buy-back, trade-in, or exchange policy concerning repair parts sold to government Entities.
- C.7.2.** Supplier shall correct ordering errors without further cost to the ordering entity.
- C.7.3.** A copy of the Warranty shall be included for replacement parts purchased.

## **C.8. Repair Facilities**

Repair facilities that will perform the warranty work of items on contract shall be identified on the Pricing Page.

## **C.9. Ordering**

- C.9.1.** No minimum orders will be considered under this contract.
- C.9.2.** Options/Accessories/Attachments on ordered equipment shall include all standard items normally furnished by the manufacturer/dealer for the basic equipment being purchased.
- C.9.3.** Suppliers shall identify any websites that can be of assistance in determining needs and calculating total cost of items purchased.
- C.9.4.** Any trade-in allowances determined by the dealer shall be deducted from the established current price after the discount is applied. The formula will be to deduct the discount from the established current price and then take off the trade-in allowance.
- Example: List price is \$17,199, and the discount is 23% and the trade-in is \$6,000.  $\$17,199 - 23\% = \$13,243.23$ .  $\$13,243 - \$6000 = \$7,243.23$ , final price.

- C.9.5.** The Customer is responsible for being familiar with all of the contract terms and conditions.
- C.9.6.** Supplier shall furnish any required Safety Data Sheets or a composite concentration list prior to contract award, with the product invoice, **or** at the request of Central Purchasing.
- C.9.7.** Suppliers shall provide catalogs and current price lists at no charge upon customer or Contracting Officer's request.
- C.9.8.** All equipment shall be delivered with one copy of the operator's manual, and an illustrated repair parts manual or list. If other manuals are required by the customer, they shall be offered at the discount offered in the Price Sheets.

## **C.10. Invoices**

To ensure prompt payment, the invoice shall include the following information:

- C.10.1.** Purchase order number if applicable.
- C.10.2.** Make, model, and VIN number of equipment.
- C.10.3.** Name of government entity.
- C.10.4.** Description of equipment purchased or warranty services performed and/or parts, material and supplies provided.
- C.10.5.** The Manufacturer's suggested retail price less any trade-in allowance if applicable, contract percentage discount off, freight cost, set-up fees, any allied or incidentals, and the final price for each item delivered.
- C.10.6.** The copy of the current, dated manufacturer's Price List showing the price of the equipment if requested by the ordering party for their accounting purposes.
- C.10.7.** Name of company who provided the products/services.
- C.10.8.** Payment remittance address.
- C.10.9.** Payment made by government agencies will be made by the procurement card that is issued by the State or Purchase Orders. Other entities may use Purchase Orders or Procurement cards.
- C.10.10.** Each Dealer/manufacturer who is awarded a contract as a result of this Solicitation shall be the only office authorized to receive orders, invoice and receive payment. If the Manufacturer or Dealer wishes to ship or provide a service from a point other than the address listed on the solicitation documents, they will furnish a list of these locations as part of their response.

## **C.11. Payment**

- C.11.1.** Payment method by State Agencies will be Purchase Orders.
- C.11.2.** Payment method by other government entities (Cities, Counties, Municipalities, Schools, and other State governments will be as in C.11.1 above or other purchasing methods, such as lease-purchase, as allowed by their purchasing guidelines, regulations or statutory mandates. For Lease purchases, the government entity is to follow the policies and procedures outlined by their purchasing authority or state regulations and statutes.
- C.11.3.** For County purchases by lease purchase, the Management Services Division of the State Auditor and Inspectors (SAI) Office has encouraged the use of an approved agreement form, Lease Purchase of Equipment Form 120B, as well as a Full Warranty Lease form, developed by their office. The State Auditor and Inspectors Office, through its Constitutional Authority, Article VI Section 19, establishes accounting procedures and forms and provides assistance to counties and other forms of local government. Link to the forms listed on the State Auditor website [https://www.sai.ok.gov/publications\\_forms/county\\_clerk.php?action=showform&formdiv=5](https://www.sai.ok.gov/publications_forms/county_clerk.php?action=showform&formdiv=5)
- C.11.4.** For those Government Entities subject to the Oklahoma Bond Oversight and Reform Act 62. O.S., Section 695.1 et seq., the Council of Bond Oversight reviews and must approve any request for financing by a State Government entity. (All state and local government entities). The State Bond Advisor's Office serves as staff to the Council of Bond Oversight. See Chapter 10, Administration of the Oklahoma Bond Oversight and Reform Act (Administrative Rules) Link to the Council of Bond Oversight website: [https://www.ok.gov/bondadvisor/Bond\\_Oversight/index.html](https://www.ok.gov/bondadvisor/Bond_Oversight/index.html)

**C.11.1. C.15.5.** Lease Purchase Rates may be adjusted during the contract period. All lease purchase agreements established by using prices obtained from Suppliers listed as a participant in this competitively bid statewide contract shall be included in the total sales reported by the vendors.

## **C.12. Delivery**

**C.12.1.** Delivery of equipment is to be made within 120 calendar days after receipt of order unless other arrangements are made between the ordering party and the Supplier. Earlier deliveries are encouraged however there shall be no change in contract price or discount terms because of the earlier delivery.

**C.12.2.** All equipment is to be delivered new, unused, assembled, serviced, oiled and ready for immediate use, unless otherwise requested by the customer. Liability for product delivery remains with the Supplier until delivered and accepted.

**C.12.2.1.** Delivery shall be made in accordance with instructions on purchase order from each agency. If there is a discrepancy between the purchase order and what is listed on the contract; it is the Supplier's obligation to seek clarification from the ordering party and, if applicable, from the Contracting Officer listed as the contact person in Central Purchasing.

**C.12.3.** Delivery on parts is to be made within 30 days.

**C.12.4.** One Operating Manual, an illustrated parts manual or List, and the Warranty, shall be furnished for each new item purchased, as well as any proprietary tools necessary to perform routine service or adjustments, all at no additional cost.

## **C.13. Training**

**C.13.1.** Vendor is to provide their training opportunities for the equipment they are bidding with their response to this solicitation

## **C.14. Price Adjustments**

**C.14.1.** Since the various manufacturers update their pricing throughout the year and at different times during the year, there will be no pre-determined price adjustment time period for this contract however the discounts provided by the Supplier can be increased during the contract period at any time.

**C.14.2.** The contract price shall be the Manufacturers dated Price List (MPL) in effect at the time the order is placed less the discount percentage offered. Manufacturer Price lists will be that price list published by the manufacturer.

**C.14.3.** Vendor is to notify the contracting officer at least 30 days before a price adjustment will occur, or as soon as possible upon notification from the manufacturer.

**C.14.4.** Vendors are to include information concerning their return policy.

**C.14.5.** See C.9.4 concerning trade-in allowances.

## **C.15. Allowable Charges**

**C.15.1.** Freight/Shipping/Set-up Fees.

**C.15.2.** Delivery is to be FOB Destination (of ordering entity) freight collect.

**C.15.3.** Any Freight, shipping and handling costs and set-up fees paid by the ordering entity are to be annotated on the quote/invoice as a separate line item.

**C.15.4.** Quotes shall show The Manufacturer's suggested retail price less any trade-in allowance if applicable, contract percentage discount off, freight cost, set-up fees, any allied or incidentals, and the final price for each item delivered

**C.15.5.** Allied and incidental items requested by customers to comply with their needs and with state or other government regulations. Allied equipment may only be sold in connection with the sale of a contract item. Items must be clearly labeled on the purchase order or quote as Allied.

**C.15.6.** Allied and incidental items are attachments, accessories, parts or bundles not manufactured by the contract vendor that are requested by the customer to complete the purchase of equipment awarded on contract.

**C.15.7.** Unpublished or non-contract options required to complete a product ordered.

#### **C.15.8. New Products**

**C.15.8.1.** New Products may be added to the contract as they are introduced by a manufacturer however the discount cannot be lowered throughout the contract period.

**C.15.8.2.** Dealers who become authorized dealers for other products during the contract period may add those products to their lists of equipment offered.

#### **C.15.9. Discontinued Products**

**C.15.9.1.** Vendors are to notify the Contracting Officer of any changes in their schedule of equipment such as discontinued products or replacement models.

### **D. EVALUATION**

#### **Evaluation Process**

In the initial phase of the evaluation process, all proposals timely received will be reviewed. Unacceptable proposals will be eliminated from further consideration. A pass/fail and weighted score methodology of selection with both objective and subjective criteria will be used.

Award of a contract resulting from this RFP may be made to multiple Suppliers in accordance with the method identified within this section. The state reserves the right to award on receipt of initial proposals without an opportunity for discussion or proposal revision, so Suppliers are encouraged to submit their most favorable proposal at the time established for receipt of proposals.

**D.1. Price 30%**

**D.2. Past performance 10%**

**D.3. Ability to meet requirements 60%**

The State reserves the right to negotiate with one or more Contractors. Central Purchasing may negotiate any and all content of the proposal.

### **E. INSTRUCTIONS TO SUPPLIER**

Please carefully read all the Sections of this solicitation as your response indicates your understanding of what is requested.

Section "A" is standard terms for all Central Purchasing Contracts

Section "B" contains terms specific to this contract. Section "B" may contain terms that take precedence over the terms in Section "A". See Section A.30.

Section "C" is the scope of work for this contract.

Section "H" Price and Cost. There are attachments for pricing. You will not have to fill out pricing on every attachment unless you sell all the equipment we are requesting. You only have to return the attachments for the equipment you sell. You DO have to fill out and return all of the rest of the documents. Attachments will be posted with the solicitation as well as the contact information for suppliers, all in Microsoft Word format.

You can submit pricing already figured with the discount if you wish.

If you will be providing leasing through your company finance office please list the present rates offered. You will be responsible for updating the information for the contract during the contract period.

If you have questions, you must submit them by the date and time noted on the first page of the solicitation documents.

You can but you do not have to submit electronic brochures for the equipment you are offering. These will be requested throughout the contract period by the customers and/or the contracting officer in charge of maintaining the contract. As much information as possible will be placed on Central Purchasing's website along with your contract documents.

### **F. CHECKLIST**

\_\_\_Your entire response submitted on a flash drive or cd. (We are mostly electronic so paper bids will be scanned to an electronic filing system if you were to submit them).

\_\_\_Copy of Workman's Comp Insurance Policy

\_\_\_Training plan offered with sales

\_\_\_A current, dated, and signed letter of authorization from the manufacturer

- ☐ If a manufacturer submitting a response, a list of certified dealers within the State of Oklahoma authorized to sell
- ☐ and service your products
- ☐ Specifications of equipment offered
- ☐ Copy of Oklahoma Motor Vehicle Commission license (if applicable to you)
- ☐ Copy of Certificate of Good Standing (If required to be registered with the Secretary of State of Oklahoma)
- ☐ Vendor Reference document
- ☐ All Technical Questions answered completely
- ☐ Any brochures or other literature requested (warranty information, re-stocking, marketing)

## G. OTHER

None

## H. PRICE AND COST

**The State of Oklahoma is requesting pricing for Road Maintenance equipment. The pricing matrix is a percentage off the Manufacturer's list price. Vendors can submit actual pricing schedules for their equipment though, with the percentage discount already figured. Attachments have been provided in Microsoft Word.**

The State of Oklahoma has been a leader in the push for State use of CNG-powered vehicles. If you have products that are fueled by means other than gas or diesel fuel, and that are considered environmentally friendly, please include them in your response.

Manufacturers responding please include a listing of Distributors/Dealers for the State of Oklahoma to include Name of business, Address, contact names, phone numbers, fax numbers, email addresses and websites.

Suppliers may submit specifications for all equipment bid, as well as options available. Please submit these specifications on a cd or dvd or flash drive. It is preferred that vendors have a website where customers can go and view the products. The Central Purchasing Statewide Contract website will be updated as necessary.

You will be expected to provide brochures and descriptive literature to those customers who request it and the contracting officer responsible for the maintenance of the contract. Although you will not be required to send actual pricing sheets as the prices are updated, you will be required to notify the contracting officer when there are price increases and a note will be made to the website where your contract will be located.

The Supplier will be expected to notify the Contracting Officer of any changes in the Company status, such as mergers, sell offs, discontinuation of equipment, addition of equipment lines and changes in the contact information for the contract. It is imperative that the Contracting Officer be able to contact someone at all times during business hours, especially when helping an entity make a decision on equipment they want to purchase.

With the age of technology, customers are more likely to use the internet to research the equipment they are interested in buying. We will put a link to your website on the contract website. Please provide a guide to the use of your website if you require a name and password to access current pricing, if listed, at no subscription cost to the State of Oklahoma. Also, please provide any additional enhancements such as any special ordering features available to users or a site with pricing specific to the Oklahoma contract even though we are not requiring you to offer a direct link to the Oklahoma-specific contract pricing or your current price lists.

Website: \_\_\_\_\_

Log-in required? ☐ Yes ☐ No

Government entities who will be buying from this contract will be expected to provide their accounting offices with a pricing sheet or pricing sheet reference date at the time they prepare their payment method. This pricing sheet will clearly state the Price Book/Catalog Number and Date. This sheet is to be attached to the quote provided by the Supplier. The quote will reference the Statewide contract number being used for the purchase. All set up charges, testing, and freight charges are to be included in the total price less discount offered.

Discounts offered will remain the same or can be increased throughout the contract period. Multiple Unit discounts are encouraged.



**THE FOLLOWING QUESTIONS ARE TO BE ANSWERD IN FULL. PLEASE USE THE NUMBERING SYSTEM AND MICROSOFT WORD TO ANSWER THE QUESTIONS AND ATTACH TO YOUR RESPONSE. These questions are part of the evaluation process.**

**Technical Requirements**

1. Do you, the manufacturer, or dealers offer any value-added incentives to purchase such as seasonal sales? Yes\_\_\_\_\_ No\_\_\_\_\_, and if so how would you incorporate special sale situations in the contract?
2. Have you ever had a recall situation for any of your equipment? Yes\_\_\_\_\_ No\_\_\_\_\_ and if yes, approximately how much of a negative impact in a dollar amount was it to the company to repair/replace the equipment?  
\_\_\_\_\_.
3. Has your company ever filed for Bankruptcy? Yes\_\_\_\_\_ No\_\_\_\_\_.
4. How long does it take usually from the build of the equipment until delivery? \_\_\_\_\_.
5. How many years has your company been in business? \_\_\_\_\_.
6. Will you offer discounts on your extended warranties? Yes\_\_\_\_\_ No\_\_\_\_\_. If yes, please include in your response the types of the extended warranties and the terms. If No, still include the types and terms of your extended warranty plans.
7. Do you offer green options for hydraulic fluids? Yes\_\_\_\_\_ No\_\_\_\_\_. If yes, please provide specifications for the fluid.
8. For the products that are not an "all in one" product, please describe the ordering process including locations where products are assembled and if chassis is provided by your company, whether or not the chassis is new and if not then how the chassis selection process is made and by whom, the customer or your company.
9. Please provide your parts return policy as well as any restocking fee for parts incorrectly ordered by the customer.
10. Central Purchasing is very limited in the marketing of products to the government entities across the state. Please describe your plan for marketing your products to the government entities. (trade shows, government employee organizations, publications, etc.)

**Supplier is to have this filled out by 3 separate government contract clients and returned with their response to the solicitation. Failure to submit this for 3 clients will result in your response not being considered.**

Subject: Past Performance Survey of: \_\_\_\_\_  
(Name of Vendor requesting verification)

NO	CRITERIA	Rated	
1	Rate the Quality of customer service		
2	Rate the Professionalism of the employees including prompt response to inquiries		
3	Rate their Ability to complete deliveries on time or early		
4	Rate the Quality of products		
5	Rate their Ability to manage (includes responses and prompt payment to their merchants and subcontractors)		
6	Rate their Ability to follow the customer's delivery requirements.		
7	Rate the Supplier's geographic coverage ability to deliver to all of your locations.		

8	Rate the value-added services provided.		
9	Rate your overall satisfaction during the contract period.		
10	Rate the performance of the Supplier's products as compared to that of it's competitors.		
11	Rate the Supplier's ordering procedures.		
12	Rate the timeliness of parts delivery		

**COMMENTS:**

Please indicate here any special instances where the client went out of their way to help you in a situation, i.e. delivery, shipping, emergency response, special purchase.

---



---



---



---



---

\_\_\_\_\_  
Email of Evaluator

\_\_\_\_\_  
Signature of Evaluator